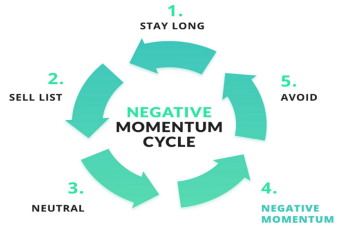
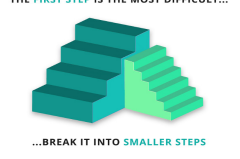

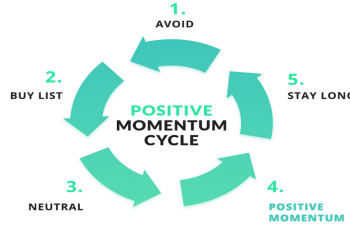
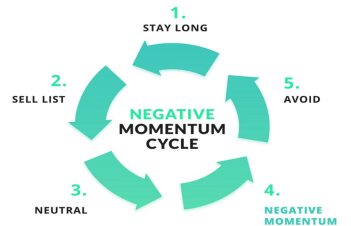


		<h1>Agate Stone : Momentum Report</h1>												
								2024/02/13		Momentum_Indicators			Guided_Variables	
Date	Global Rank	Code	Code	Price or Relative Price	Name	Strategy	Main Sector	Possible Trade	Trade_Execution	Trade Entry_Guidance (Defcon_Index)	Signal_Multi Variate	Technical_Guidance	Guided Factor	Guided_Trade_Strategy
2024/02/13	3.0	BK.NYS	Price	53.89	BNY Mellon	Individual	Financial	Sell	9 vs 21+ 33 day : Buy	Research_Sell	High Conviction Sell	Strong_Technical Sell Signal	66 day	Trade entry after Signal " 10 to 15 days"
2024/02/13	3.0	L.TSX	Price	133.17	Loblaw Companies Limited	Individual	Consumer Defensive	Sell	66 day : Buy	Research_Sell	High Conviction Sell	Early_Buy Weakness	33 day	Trade entry after Signal " 5 to 10 days"
2024/02/09	3.0	PPL.TSX	Price	45.18	Pembina Pipeline Corporation	Individual	Energy	Sell	66 day : Sell	Absolutely no Trade	High Conviction Sell	Strong_Technical Sell Signal	66 day	Trade entry after Signal " 10 to 15 days"
2024/02/13	3.0	WN.TSX	Price	167.58	George Weston Limited	Individual	Consumer Defensive	Sell	9 vs 21+ 33 day : Buy	Absolutely no Trade	High Conviction Sell	Strong_Technical Sell Signal	66 day	Trade entry after Signal " 10 to 15 days"
2024/02/13	3.0	DUK.NYS	LNT.NAS	1.92579357	Duke Energy _ vs _ Alliant Energy	Pairs	Utilities _ vs _ Utilities	Sell	Possible Change in Direction	Research_Sell	High Conviction Sell	Trending_Sell Weakness	33 day	Trade entry after Signal " 5 to 10 days"
2024/02/09	3.0	DUK.NYS	PEG.NYS	1.56949675	Duke Energy _ vs _ Public Service Enterprise Group	Pairs	Utilities _ vs _ Utilities	Neutral	9 vs 21+ 33 day : Buy	Absolutely no Trade	Medium Sell	Strong_Technical Sell Signal	33 day	Trade entry after Signal " 5 to 10 days"
2024/02/13	3.0	DUK.NYS	WEC.NYS	1.19814282	Duke Energy _ vs _ WEC Energy Group	Pairs	Utilities _ vs _ Utilities	Sell	66 day : Buy	Research_Sell	High Conviction Sell	Early_Buy Weakness	66 day	Trade entry after Signal " 10 to 15 days"
2024/02/13	3.0	ED.NYS	AEE.NYS	1.26951809	Consolidated Edison _ vs _ Ameren	Pairs	Utilities _ vs _ Utilities	Sell	Possible Change in Direction	Research_Sell	High Conviction Sell	Trending_Sell Weakness	66 day	Trade entry after Signal " 10 to 15 days"
2024/02/13	3.0	ETR.NYS	AEE.NYS	1.43913871	Entergy _ vs _ Ameren	Pairs	Utilities _ vs _ Utilities	Sell	66 day : Buy	Research_Sell	High Conviction Sell	Early_Buy Weakness	66 day	Trade entry after Signal " 10 to 15 days"
2024/02/13	3.0	HD.NYS	LOW.NYS	1.58625737	Home Depot _ vs _ Lowe's Companies, Inc.	Pairs	Homebuilders _ vs _ Homebuilders	Neutral	66 day : Sell	Absolutely no Trade	Medium Sell	Strong_Technical Sell Signal	66 day	Trade entry after Signal " 10 to 15 days"
2024/02/09	3.0	NDAQ.NAS	INVH.NYS	1.73117629	Nasdaq, Inc. _ vs _ Invitation Homes	Pairs	Capital Markets _ vs _ Capital Markets	Sell	66 day : Buy	Absolutely no Trade	High Conviction Sell	Early_Buy Weakness	66 day	Trade entry after Signal " 10 to 15 days"
2024/02/09	3.0	ALL.NYS	XLF.ARC	4.09493347	Allstate _ vs _ SPDR : Financial ETF	Relative	SPDR : Financial ETF	Sell	9 vs 21 : Buy	Research_Sell	High Conviction Sell	Trending_Buy Weakness	9 vs 21 day	Trade entry after Signal " 3 to 5 days"
2024/02/09	3.0	CL.NYS	XLP.ARC	1.1415675	Colgate-Palmolive _ vs _ SPDR : Consumer Staples ETF	Relative	SPDR : Consumer Staples ETF	Sell	66 day : Buy	Research_Sell	High Conviction Sell	Early_Buy Weakness	66 day	Trade entry after Signal " 10 to 15 days"
2024/02/13	3.0	CTAS.NAS	XLY.ARC	3.43963217	Cintas Corporation _ vs _ SPDR :Industrial ETF	Relative	SPDR :Industrial ETF	Sell	66 day : Buy	Research_Sell	High Conviction Sell	Early_Buy Weakness	33 day	Trade entry after Signal " 5 to 10 days"
2024/02/09	3.0	EFX.NYS	XLY.ARC	1.38510283	Equifax _ vs _ SPDR :Industrial ETF	Relative	SPDR :Industrial ETF	Sell	9 vs 21+ 33 day : Buy	Absolutely no Trade	Strong Sell	Strong_Technical Sell Signal	33 day	Trade entry after Signal " 5 to 10 days"
2024/02/13	3.0	MAR.NAS	QQQ.NAS	0.54822074	Marriott International vs Nasday 100 Index	Relative	Consumer Discretionary	Neutral	Possible Change in Direction	Absolutely no Trade	Strong Sell	Trending_Sell Weakness	33 day	Trade entry after Signal " 5 to 10 days"
2024/02/09	3.0	AMGN.NAS	Price	291.12	Amgen	Individual	Biotechnology	Neutral	Possible Change in Direction	Absolutely no Trade	Weak Sell	Trending_Sell Weakness	33 day	Trade entry after Signal " 5 to 10 days"
2024/02/09	3.0	REGN.NAS	Price	953.42	Regeneron	Individual	Biotechnology	Sell	66 day : Buy	Research_Sell	High Conviction Sell	Strong_Technical Buy Signal	33 day	Trade entry after Signal " 5 to 10 days"
2024/02/09	3.0	VRTX.NAS	Price	422.91	Vertex Pharmaceuticals	Individual	Biotechnology	Neutral	9 vs 21+ 33 day : Buy	Absolutely no Trade	Low Conviction Sell	Strong_Technical Sell Signal	33 day	Trade entry after Signal " 5 to 10 days"
2024/02/09	3.0	AMGN.NAS	CVX.NYS	1.92743644	Amgen _ vs _ Chevron Corporation	Pairs	Dow Jones : Combo _ vs _ Dow Jones : Combo	Neutral	66 day : Sell	Absolutely no Trade	Low Conviction Sell	Strong_Technical Sell Signal	9 vs 21 day	Trade entry after Signal " 3 to 5 days"
2024/02/13	3.0	ASML.NAS	NTES.NAS	8.63594646	ASML Holding _ vs _ NetEase Inc	Pairs	Semiconductors _ vs _ Interactive Media & Services	Sell	66 day : Buy	Research_Sell	High Conviction Sell	Early_Buy Weakness	33 day	Trade entry after Signal " 5 to 10 days"
2024/02/13	3.0	BK.NYS	INVH.NYS	1.67048977	BNY Mellon _ vs _ Invitation Homes	Pairs	Capital Markets _ vs _ Capital Markets	Sell	66 day : Buy	Research_Sell	High Conviction Sell	Early_Buy Weakness	66 day	Trade entry after Signal " 10 to 15 days"
2024/02/13	3.0	CNI.NYS	PEG.NYS	2.1439795	Canadian National Railway Company _ vs _ Public Service Enterprise Group	Pairs	Utilities _ vs _ Utilities	Sell	66 day : Buy	Research_Sell	High Conviction Sell	Early_Buy Weakness	33 day	Trade entry after Signal " 5 to 10 days"
2024/02/13	3.0	ISRG.NAS	BDX.NYS	1.58484963	Intuitive Surgical _ vs _ Becton Dickinson	Pairs	Health Care Equipment & Supplies _ vs _ Health Care Equipment & Supplies	Sell	66 day : Buy	Research_Sell	High Conviction Sell	Early_Buy Weakness	33 day	Trade entry after Signal " 5 to 10 days"
2024/02/13	3.0	XLF.ARC	XOP.ARC	0.29137827	Financial _ vs _ Oil & Gas Explor & Product	Pairs	Financial _ vs _ Energy	Sell	66 day : Buy	Absolutely no Trade	High Conviction Sell	Early_Buy Weakness	33 day	Trade entry after Signal " 5 to 10 days"
2024/02/13	3.0	CNI.NYS	EXC.NAS	3.67154139	Canadian National Railway Company _ vs _ Exelon	Pairs	Utilities _ vs _ Utilities	Sell	66 day : Buy	Research_Sell	High Conviction Sell	Early_Buy Weakness	33 day	Trade entry after Signal " 5 to 10 days"
2024/02/09	3.0	SPG.NYS	ESS.NYS	0.63938207	Simon Property Group _ vs _ Essex Property Trust	Pairs	Real Estate _ vs _ Real Estate	Sell	66 day : Buy	Research_Sell	High Conviction Sell	Strong_Technical Buy Signal	66 day	Trade entry after Signal " 10 to 15 days"
2024/02/13	3.0	BSX.NYS	BDX.NYS	0.27176141	Boston Scientific _ vs _ Becton Dickinson	Pairs	Health Care Equipment & Supplies _ vs _ Health Care Equipment & Supplies	Sell	66 day : Buy	Research_Sell	High Conviction Sell	Strong_Technical Buy Signal	66 day	Trade entry after Signal " 10 to 15 days"

<div><div>1. AVOID</div><div>2. BUY LIST</div><div>3. NEUTRAL</div><div>4. POSITIVE MOMENTUM</div><div>5. STAY LONG</div><div>POSITIVE MOMENTUM CYCLE</div></div>		Agate Stone : Momentum Report							<div><div>1. STAY LONG</div><div>2. SELL LIST</div><div>3. NEUTRAL</div><div>4. NEGATIVE MOMENTUM</div><div>5. AVOID</div><div>NEGATIVE MOMENTUM CYCLE</div></div>		<div>THE FIRST STEP IS THE MOST DIFFICULT...</div> <div><div>...BREAK IT INTO SMALLER STEPS</div></div>		<div><div>THE TRADINGFOREST</div><div>thetradingforest.com</div></div>	
								2024/02/13		Momentum_Indicators			Guided_Variables	
Date	Global Rank	Code	Code	Price or Relative Price	Name	Strategy	Main Sector	Possible_Trade	Trade_Execution	Trade Entry_Guidance (Defcon_Index)	Signal_Multi Variate	Technical_Guidance	Guided Factor	Guided_Trade_Strategy
2024/02/09	3.0	PSX.NYS	HES.NYS	1.02526923	Phillips 66 _ vs _ Hess Corporation	Pairs	Energy _ vs _ Energy	Sell	66 day : Buy	Research_Sell	High Conviction Sell	Strong_Technical Buy Signal	66 day	Trade entry after Signal " 10 to 15 days"
2024/02/09	3.0	PSX.NYS	TRGP.NYS	1.67252268	Phillips 66 _ vs _ Targa Resources	Pairs	Energy _ vs _ Energy	Sell	66 day : Buy	Research_Sell	High Conviction Sell	Early_Buy Weakness	33 day	Trade entry after Signal " 5 to 10 days"
2024/02/13	3.0	CNR.TSX	Price	170.25	Canadian National Railway Company	Individual	Industrials	Sell	66 day : Buy	Research_Sell	High Conviction Sell	Early_Buy Weakness	33 day	Trade entry after Signal " 5 to 10 days"
2024/02/13	3.0	GS.NYS	Price	378.75	Goldman Sachs	Individual	Financial	Sell	Possible Change in Direction	Research_Sell	High Conviction Sell	Trending_Sell Weakness	33 day	Trade entry after Signal " 5 to 10 days"
2024/02/09	3.0	NDAQ.NAS	Price	57.25	Nasdaq, Inc.	Individual	Financial	Sell	9 vs 21 : Buy	Absolutely no Trade	Medium Sell	Trending_Buy Weakness	33 day	Trade entry after Signal " 5 to 10 days"
2024/02/09	3.0	TMUS.NAS	Price	162.19	T-Mobile US	Individual	Media	Sell	9 vs 21 : Buy	Research_Sell	High Conviction Sell	Trending_Buy Weakness	66 day	Trade entry after Signal " 10 to 15 days"
2024/02/13	3.0	ABT.NYS	BDX.NYS	0.46572134	Abbott Laboratories _ vs _ Becton Dickinson	Pairs	Health Care Equipment & Supplies _ vs _ Health Care Equipment & Supplies	Sell	9 vs 21+ 33 day : Buy	Research_Sell	Strong Sell	Strong_Technical Sell Signal	33 day	Trade entry after Signal " 5 to 10 days"
2024/02/09	3.0	ARE.NYS	MAA.NYS	0.93318342	Alexandria Real Estate Equities _ vs _ Mid-America Apartment Communities	Pairs	Real Estate _ vs _ Real Estate	Sell	Possible Change in Direction	Absolutely no Trade	High Conviction Sell	Trending_Sell Weakness	33 day	Trade entry after Signal " 5 to 10 days"
2024/02/13	3.0	CTAS.NAS	VRSK.NAS	2.47401298	Cintas Corporation _ vs _ Verisk	Pairs	Industrial _ vs _ Industrial	Sell	Possible Change in Direction	Research_Sell	High Conviction Sell	Trending_Sell Weakness	66 day	Trade entry after Signal " 10 to 15 days"
2024/02/13	3.0	DUK.NYS	AEE.NYS	1.34187784	Duke Energy _ vs _ Ameren	Pairs	Utilities _ vs _ Utilities	Sell	9 vs 21+ 33 day : Buy	Research_Sell	High Conviction Sell	Strong_Technical Sell Signal	33 day	Trade entry after Signal " 5 to 10 days"
2024/02/13	3.0	DUK.NYS	EXC.NAS	2.67943843	Duke Energy _ vs _ Exelon	Pairs	Utilities _ vs _ Utilities	Neutral	Possible Change in Direction	Absolutely no Trade	High Conviction Sell	Trending_Sell Weakness	33 day	Trade entry after Signal " 5 to 10 days"
2024/02/09	3.0	KHC.NAS	KMB.NYS	0.30022536	Kraft Heinz _ vs _ Kimberly-Clark	Pairs	Consumer Staples _ vs _ Consumer Staples	Sell	Possible Change in Direction	Absolutely no Trade	High Conviction Sell	Trending_Sell Weakness	33 day	Trade entry after Signal " 5 to 10 days"
2024/02/09	3.0	PPL.NYS	LNT.NAS	0.53974546	PPL Corporation _ vs _ Alliant Energy	Pairs	Utilities _ vs _ Utilities	Sell	66 day : Buy	Research_Sell	High Conviction Sell	Strong_Technical Buy Signal	33 day	Trade entry after Signal " 5 to 10 days"
2024/02/13	3.0	RSG.NYS	VRSK.NAS	0.71698036	Republic Services _ vs _ Verisk	Pairs	Industrial _ vs _ Industrial	Sell	66 day : Buy	Absolutely no Trade	High Conviction Sell	Strong_Technical Buy Signal	66 day	Trade entry after Signal " 10 to 15 days"
2024/02/13	3.0	SRE.NYS	AEE.NYS	1.01581954	Sempra Energy _ vs _ Ameren	Pairs	Utilities _ vs _ Utilities	Sell	9 vs 21+ 33 day : Buy	Research_Sell	Medium Sell	Strong_Technical Sell Signal	33 day	Trade entry after Signal " 5 to 10 days"
2024/02/09	3.0	SRE.NYS	EXC.NAS	2.05880615	Sempra Energy _ vs _ Exelon	Pairs	Utilities _ vs _ Utilities	Neutral	Possible Change in Direction	Absolutely no Trade	Strong Sell	Trending_Sell Weakness	33 day	Trade entry after Signal " 5 to 10 days"
2024/02/13	3.0	XEL.NAS	AEE.NYS	0.85366925	Xcel Energy _ vs _ Ameren	Pairs	Utilities _ vs _ Utilities	Sell	Possible Change in Direction	Research_Sell	High Conviction Sell	Trending_Sell Weakness	66 day	Trade entry after Signal " 10 to 15 days"
2024/02/09	3.0	COST.NAS	OEF.ARC	3.03083627	Costco vs S&P 100 ETF	Relative	Consumer Staples	Sell	66 day : Buy	Research_Sell	High Conviction Sell	Early_Buy Weakness	33 day	Trade entry after Signal " 5 to 10 days"
2024/02/13	3.0	ALL.NYS	Price	158.58	Allstate	Individual	Financial	Sell	66 day : Buy	Research_Sell	High Conviction Sell	Strong_Technical Buy Signal	66 day	Trade entry after Signal " 10 to 15 days"
2024/02/13	3.0	AYI.NYS	Price	235.16	Acuity Brands	Individual	Industrials	Sell	66 day : Buy	Research_Sell	High Conviction Sell	Early_Buy Weakness	66 day	Trade entry after Signal " 10 to 15 days"
2024/02/13	3.0	CERE.NAS	Price	42.89	Cerevel Therapeutics Holdings Inc	Individual	Biotechnology	Sell	66 day : Buy	Research_Sell	High Conviction Sell	Strong_Technical Buy Signal	33 day	Trade entry after Signal " 5 to 10 days"
2024/02/13	3.0	CHKP.NAS	Price	164.13	Check Point Software Technologies Ltd	Individual	Information Technology	Sell	66 day : Buy	Research_Sell	High Conviction Sell	Strong_Technical Buy Signal	66 day	Trade entry after Signal " 10 to 15 days"
2024/02/13	3.0	KRTX.NAS	Price	318	Karuna Therapeutics Inc.	Individual	Biotechnology	Sell	66 day : Buy	Research_Sell	High Conviction Sell	Strong_Technical Buy Signal	33 day	Trade entry after Signal " 5 to 10 days"
2024/02/13	3.0	VTRS.NAS	Price	11.97	Viatis	Individual	Health Care	Sell	66 day : Buy	Research_Sell	High Conviction Sell	Strong_Technical Buy Signal	33 day	Trade entry after Signal " 5 to 10 days"
2024/02/13	3.0	AEP.NAS	AEE.NYS	1.15394756	American Electric Power _ vs _ Ameren	Pairs	Utilities _ vs _ Utilities	Sell	66 day : Buy	Research_Sell	High Conviction Sell	Strong_Technical Buy Signal	33 day	Trade entry after Signal " 5 to 10 days"
2024/02/13	3.0	AEP.NAS	EXC.NAS	2.30418251	American Electric Power _ vs _ Exelon	Pairs	Utilities _ vs _ Utilities	Sell	66 day : Buy	Research_Sell	High Conviction Sell	Strong_Technical Buy Signal	33 day	Trade entry after Signal " 5 to 10 days"
2024/02/09	3.0	AMGN.NAS	WMT.NYS	1.71975425	Amgen _ vs _ Walmart	Pairs	Dow Jones : Combo _ vs _ Dow Jones : Combo	Neutral	66 day : Sell	Absolutely no Trade	Weak Sell	Strong_Technical Sell Signal	9 vs 21 day	Trade entry after Signal " 3 to 5 days"
2024/02/13	3.0	CNI.NYS	AEE.NYS	1.83872858	Canadian National Railway Company _ vs _ Ameren	Pairs	Utilities _ vs _ Utilities	Sell	66 day : Buy	Research_Sell	High Conviction Sell	Early_Buy Weakness	33 day	Trade entry after Signal " 5 to 10 days"

		<h1>Agate Stone : Momentum Report</h1>												
				2024/02/13		Momentum_Indicators			Guided_Variables					
Date	Global Rank	Code	Code	Price or Relative Price	Name	Strategy	Main Sector	Possible_Trade	Trade_Execution	Trade Entry_Guidance (Defcon_Index)	Signal_Multi Variate	Technical_Guidance	Guided Factor	Guided_Trade_Strategy
2024/02/09	3.0	CTAS.NAS	ODFL.NAS	1.42011807	Cintas Corporation _ vs _ Old Dominion Freight Line	Pairs	Industrial _ vs _ Industrial	Neutral	66 day : Sell	Absolutely no Trade	Low Conviction Sell	Strong_Technical Sell Signal	9 vs 21 day	Trade entry after Signal " 3 to 5 days"
2024/02/13	3.0	DTE.NYS	AEE.NYS	1.52892925	DTE Energy _ vs _ Ameren	Pairs	Utilities _ vs _ Utilities	Sell	66 day : Buy	Research_Sell	High Conviction Sell	Strong_Technical Buy Signal	33 day	Trade entry after Signal " 5 to 10 days"
2024/02/13	3.0	FE.NYS	AEE.NYS	0.54123334	FirstEnergy _ vs _ Ameren	Pairs	Utilities _ vs _ Utilities	Sell	66 day : Buy	Research_Sell	High Conviction Sell	Strong_Technical Buy Signal	66 day	Trade entry after Signal " 10 to 15 days"
2024/02/13	3.0	GS.NYS	INVH.NYS	11.7405456	Goldman Sachs _ vs _ Invitation Homes	Pairs	Capital Markets _ vs _ Capital Markets	Sell	66 day : Buy	Research_Sell	High Conviction Sell	Early_Buy Weakness	66 day	Trade entry after Signal " 10 to 15 days"
2024/02/09	3.0	KHC.NAS	HRL.NYS	1.2377839	Kraft Heinz _ vs _ Hormel Foods	Pairs	Consumer Staples _ vs _ Consumer Staples	Sell	66 day : Buy	Research_Sell	High Conviction Sell	Strong_Technical Buy Signal	66 day	Trade entry after Signal " 10 to 15 days"
2024/02/09	3.0	MRK.NYS	PG.NYS	0.79691272	Merck & Co. _ vs _ Procter & Gamble	Pairs	Dow Jones : Combo _ vs _ Dow Jones : Combo	Sell	66 day : Buy	Research_Sell	High Conviction Sell	Strong_Technical Buy Signal	33 day	Trade entry after Signal " 5 to 10 days"
2024/02/09	3.0	MRK.NYS	WMT.NYS	0.74107987	Merck & Co. _ vs _ Walmart	Pairs	Dow Jones : Combo _ vs _ Dow Jones : Combo	Sell	66 day : Buy	Research_Sell	High Conviction Sell	Early_Buy Weakness	33 day	Trade entry after Signal " 5 to 10 days"
2024/02/09	3.0	SYY.NYS	BF.B.NYS	1.40622238	Sysco Corporation _ vs _ Brown-Forman	Pairs	Consumer Staples _ vs _ Consumer Staples	Sell	66 day : Buy	Research_Sell	High Conviction Sell	Early_Buy Weakness	66 day	Trade entry after Signal " 10 to 15 days"
2024/02/13	3.0	INBX.NAS	Price	37.25	Inhibrx Inc	Individual	Biotechnology	Sell	66 day : Buy	Research_Sell	High Conviction Sell	Early_Buy Weakness	33 day	Trade entry after Signal " 5 to 10 days"
2024/02/09	3.0	JNPR.NYS	Price	37.03	Juniper Networks	Individual	Technology	Sell	9 vs 21 : Buy	Research_Sell	Weak Sell	Trending_Buy Weakness	33 day	Trade entry after Signal " 5 to 10 days"
2024/02/13	3.0	PGR.NYS	Price	182.08	Progressive Corporation	Individual	Financial	Sell	66 day : Buy	Research_Sell	High Conviction Sell	Strong_Technical Buy Signal	66 day	Trade entry after Signal " 10 to 15 days"
2024/02/13	3.0	TRV.NYS	Price	215.95	The Travelers Companies	Individual	Financial	Sell	66 day : Buy	Research_Sell	High Conviction Sell	Strong_Technical Buy Signal	33 day	Trade entry after Signal " 5 to 10 days"
2024/02/09	3.0	WLTW.NAS	Price	271.86	Willis Towers Watson	Individual	Financial	Sell	66 day : Buy	Research_Sell	High Conviction Sell	Strong_Technical Buy Signal	66 day	Trade entry after Signal " 10 to 15 days"
2024/02/09	3.0	WTW.NAS	Price	271.86	Willis Towers Watson	Individual	Financial	Sell	66 day : Buy	Research_Sell	High Conviction Sell	Strong_Technical Buy Signal	66 day	Trade entry after Signal " 10 to 15 days"
2024/02/09	3.0	SPG.NYS	AVB.NYS	0.84137892	Simon Property Group _ vs _ AvalonBay Communities	Pairs	Real Estate _ vs _ Real Estate	Sell	66 day : Buy	Research_Sell	High Conviction Sell	Strong_Technical Buy Signal	66 day	Trade entry after Signal " 10 to 15 days"
2024/02/09	3.0	SPG.NYS	EQR.NYS	2.49626232	Simon Property Group _ vs _ Equity Residential	Pairs	Real Estate _ vs _ Real Estate	Sell	9 vs 21 : Buy	Research_Sell	High Conviction Sell	Trending_Buy Weakness	66 day	Trade entry after Signal " 10 to 15 days"
2024/02/09	3.0	XBI.ARC	XLU.ARC	1.51053592	Biotech ETF _ vs _ Utilities	Pairs	Biotechnology _ vs _ Utilities	Sell	66 day : Buy	Research_Sell	High Conviction Sell	Strong_Technical Buy Signal	33 day	Trade entry after Signal " 5 to 10 days"
2024/02/13	3.0	TRV.NYS	DIA.ARC	0.56410323	The Travelers Companies vs Dow Jones 30 Index	Relative	Financials	Sell	66 day : Buy	Research_Sell	High Conviction Sell	Strong_Technical Buy Signal	33 day	Trade entry after Signal " 5 to 10 days"
2024/02/13	3.0	ABBV.NYS	Price	173.29	AbbVie	Individual	Biotechnology	Sell	66 day : Buy	Research_Sell	High Conviction Sell	Strong_Technical Buy Signal	33 day	Trade entry after Signal " 5 to 10 days"
2024/02/13	3.0	PRCT.NAS	Price	48.78	PROCEPT BioRobotics Corp.	Individual	Health Care	Sell	66 day : Buy	Research_Sell	High Conviction Sell	Early_Buy Weakness	33 day	Trade entry after Signal " 5 to 10 days"
2024/02/13	3.0	HIG.NYS	RE.NYS	0.24598001	Hartford Financial Services Group _ vs _ Everest Re	Pairs	Insurance _ vs _ Insurance	Sell	66 day : Buy	Research_Sell	High Conviction Sell	Strong_Technical Buy Signal	33 day	Trade entry after Signal " 5 to 10 days"
2024/02/09	3.0	PSX.NYS	XLE.ARC	1.74840955	Phillips 66 _ vs _SPDR :Energy ETF	Relative	SPDR :Energy ETF	Sell	66 day : Buy	Research_Sell	High Conviction Sell	Strong_Technical Buy Signal	66 day	Trade entry after Signal " 10 to 15 days"