



Wednesday, 19 February 2025				Daily TradeGuidance					 <b>THE TRADINGFOREST</b> <small>thetradingforest.com</small>		
Date	Code_A	Code_B	Strategy	Factor_324	Defcon_Index	Mom_75 (days)	Wise_Owl	Wise_Owl (Rnk)	Name of Instrument	Caterpillar_G uidence	Trade_Rating (Guidance)
2025/02/14	CAH.NYS	Price	Individual	85	97	13.84%	220	50	Cardinal Health	Trade	_ Sell
2025/02/14	DAL.NYS	Price	Individual	0	0	18.08%	0	0	Delta Air Lines	Trade	_ Buy
2025/02/14	NPK.NYS	Price	Individual	170	100	33.25%	350	75	National Presto Industries Inc.	Trade	_ Sell
2025/02/14	PDCO.NAS	Price	Individual	170	94	44.46%	375	90	Patterson Companies	Trade	_ Sell
2025/02/14	ECN.TSX	Price	Individual	170	95	53.18%	340	75	ECN Capital Corp.	Trade	_ Sell
2025/02/14	NARI.NAS	Price	Individual	170	100	87.81%	390	90	Inari Medical Inc.	Trade	_ Sell
2025/02/14	NTES.NAS	Price	Individual	170	0	27.65%	280	50	NetEase Inc	Trade	_ Buy
2025/02/14	VRSN.NAS	Price	Individual	170	100	28.02%	400	100	Verisign	Trade	_ Sell
2025/02/14	FGT.LSE	Price	Individual	170	98	10.01%	320	60	Finsbury Growth & Income Trust	Trade	_ Sell
2025/02/14	SGE.LSE	Price	Individual	170	98	30.45%	340	75	Sage Group Plc	Trade	_ Sell
2025/02/14	DLG.LSE	Price	Individual	170	100	58.81%	350	75	Direct Line Insurance Group Plc	Trade	_ Sell
2025/02/14	CFR.SWX	Price	Individual	170	100	42.30%	400	100	Compagnie Financiere Richemont Sa	Trade	_ Sell
2025/02/14	SGKN.SWX	Price	Individual	170	93	8.08%	345	75	St.Galler Kantonalbank Ag	Trade	_ Sell
2025/02/14	MOBN.SWX	Price	Individual	170	100	15.50%	350	75	Mobimo Holding Ag	Trade	_ Sell
2025/02/14	SPNO.CSE	Price	Individual	170	100	52.25%	340	75	Spar Nord Bank	Trade	_ Sell
2025/02/14	SANOMA.HEL	Price	Individual	170	100	25.83%	370	90	Sanofi Sa	Trade	_ Sell
2025/02/14	TEMN.SWX	Price	Individual	170	93	24.88%	375	90	Temenos Ag	Trade	_ Sell
2025/02/14	WDS.ASX	Price	Individual	170	96	16.33%	340	75	Woodside Energy Group Ltd	Trade	_ Sell
2025/02/14	CFR	Price	Individual	170	100	43.01%	390	90	Compagnie Fin Richemont	Trade	_ Sell
2025/02/14	9999.HKE	Price	Individual	170	94	28.84%	365	75	NetEase	Trade	_ Sell

Wednesday, 19 February 2025				Daily TradeGuidance					 <b>THE TRADINGFOREST</b> <small>thetradingforest.com</small>		
Date	Code_A	Code_B	Strategy	Factor_324	Defcon_ Index	Mom_75 (days)	Wise_Owl	Wise_Owl (Rnk)	Name of Instrument	Caterpillar_ Guidance	Trade_Rating (Guidance)
2025/01/24	ALK.NYS	Price	Individual	170	100	64.43%	350	75	Alaska Air Group	Trade	_ Sell
2025/01/24	CAE.TSX	Price	Individual	170	96	39.52%	340	75	CAE Inc.	Trade	_ Sell
2025/01/24	PSON.LSE	Price	Individual	170	98	25.00%	320	60	Pearson Plc	Trade	_ Sell
2025/01/24	CTT.LIS	Price	Individual	170	100	37.66%	370	90	Ctt Correios Port	Trade	_ Sell
2025/01/24	CPU.ASX	Price	Individual	170	98	33.14%	320	60	Computershare	Trade	_ Sell
2025/01/24	2531.TKS	Price	Individual	170	98	7.48%	350	75	Takara Holdings Inc.	Trade	_ Sell
2025/01/24	1803.TKS	Price	Individual	170	100	34.37%	370	90	Shimizu Corp.	Trade	_ Sell
2025/01/24	DTC	Price	Individual	170	96	27.82%	340	75	Datatec Ltd	Trade	_ Sell
2025/01/10	AAL.NAS	Price	Individual	170	99	67.40%	370	90	American Airlines Group	Trade	_ Sell
2025/01/10	TEN.MTA	Price	Individual	170	100	42.74%	370	90	Tenaris S.A.	Trade	_ Sell
2025/01/10	HOT.ETR	Price	Individual	170	100	22.29%	370	90	Hochtief Ag	Trade	_ Sell
2025/01/10	VONN.SWX	Price	Individual	170	97	18.28%	400	100	Vontobel Holding Ag	Trade	_ Sell
2024/12/30	MDXG.NAS	Price	Individual	170	97	54.15%	350	75	MiMedx Group Inc.	Trade	_ Sell
2024/12/30	CME.NAS	Price	Individual	0	0	6.55%	0	0	CME Group	Trade	_ Buy
2024/12/30	CSCO.NAS	Price	Individual	170	99	19.31%	360	75	Cisco Systems	Trade	_ Sell
2024/12/30	ZM.NAS	Price	Individual	170	0	24.31%	200	50	Zoom Video Communications	Trade	_ Buy
2024/12/30	WOR.NYS	Price	Individual	170	96	68.59%	380	90	Worthington Industries Inc.	Trade	_ Sell
2024/12/30	1808.TKS	Price	Individual	85	99	8.57%	250	50	Haseko Corp.	Trade	_ Sell
2024/12/30	600648.SHG	Price	Individual	170	94	38.27%	295	50	Shanghai Waigaoqiao Free Trade Zone	Trade	_ Sell
2024/12/30	S68.SGX	Price	Individual	170	99	13.14%	340	75	SGX	Trade	_ Sell

# Guidance to understanding our "Proprietary Signals and Reports"



Our Trading Reports are comprehensive and detailed - visit our Educational Library of videos at "TheTradingForest.com"  
[for premium members] for a detailed explanation of our approach to trading.

## Summary of our Analysis

### Contribution to the Trade Decision

#### Guided Factor

This places the time frame of the current trade into perspective - our leading indicators have brought this trade to your attention. You will be guided by the 9day vs 21day, 33 day and 66 day. **From a practical perspective once you see a "guided factor of either a 33 day or 66 day" you actually relax and plan your trade !**

#### Ascendant Guidance

There are two forms of "Risk" - **Uncertainty** and **Exposure** ! The Ascendant Guidance focuses on the uncertainty part of the trade. We recommend that until a trader understands their own risk tolerance level only trades with an Ascendant Guidance levels of **Trade** and or **Research** are considered.

#### Wise\_Owl (Rnk)

Focus on "**Wise\_Owl(Rnk)**" levels of closer to 90 & 100 - the "**Wise\_Owl(Rnk)**" needed to have a value of **90** and above at least within the last five to seven trading days of the "trade alert signal - panda signals".

#### Trade\_Rating Guidance

There is no substitute for **Quality** - only consider Trades with a "**Trade\_rating (Guidance)**" of **AA** & **AAA** within the last five to 7 trading days of the "**trade alert signal - panda signals**".

# Guidance to understanding our "Proprietary Signals and Reports"



Defcon\_Index



Get a decent understanding of the "**current form**" of the variable - how close are the values to either the minimum or maximum values. Be guided by the "**Defcon\_Index**". Values of **> 95 are recommended for Sell Signals** and Values of **<-95 are recommended for Buy signals**.

324\_Factor



Manipulate the "**odds in your favour**" - Search and Research the trades that have a 324\_Factor of **+170 for a sell signal** and **- 170 for a buy signal**.

Margin of Safety and  
75\_Day\_  
Mom



Reaching the pinnacle of any challenge is about "small margins" and making the correct informed decisions. The relationship between the "**Margin of Safety**" and "**75\_Day\_Mom**" allows us to review the trade from a performance and risk perspective.

Understanding the  
"short-term noise"



Is the current "**Trend**" still intact ? Or can we : be guided by the "**Trendsum**" to start analysing technical indicators. Look for a declining "**Trendsum**" for a **sell signal** and an increasing value of the "Trendsum" for a **buy signal**.

Let's talk about  
Technicals



Once you are confident that you have a decent understanding of all the variables, use the "**Guided\_Factor**" as a "compass" in finding your true north in selecting the timing of your open strategy by selecting appropriate **shorter-term technical indicators**.



**Conclusion** : We start our analysis, by trying to understand the trade with a **longer-term Technical Guidance** indicator and we plan our execution, using the **shorter-term Techninal Analysis indicators**.



# THE TRADING PYRAMID

## Path to Synergy in Your Trading



## Summary of Contents

Name of Variable	Type of Variable	Decision Based / Contribution
Guided_Factor	Momentum : Variable	"Bigger Picture " - Gives the Trader a time perspective.
Ascendant Guidance	Risk : Variable	Don't attempt trades outside your Risk Tolerance levels.
Wise_Owl(Rnk)	Risk : Variable	Sum of the parts analysis - we have done the "maths" - Quality of the trade.
Trade_Rating Guidance	Momentum : Variable	Combining Risk and Momentum.
Caterpillar_Guidance	Quantitative Variable	Understanding the "Trend" of the price series variable.
Defcon_Index	Risk : Variable	Looking at the "bigger picture" in terms of the price performance over a longer-term perspective.
324_Factor	Quantitative Variable	Measuring the strength and direction of the price series.
Margin of Safety	Risk : Variable	Creating a "buffer in your trade".
75_Day Momentum	Risk : Variable	Undertanding the medium-term performance of the price series.
Trendsum	Quantitative Variable	How strong is the short-term trend ?
Let's talk Technicals	Technical Analysis	Plan your entry with the help of the "Guided_Factor" and Technical indicators of your choice.

## 14 STEP TRADING CHECKLIST

Ascendant Path

1

☐

Guided Factor

2

☐

Momentum Days

3

☐

The\_Wise\_Owl Rank

4

☐

Trade\_Rating Guidance

5

☐

CaterPillar\_Guidance

6

☐

Defon\_Index

7

☐

Defon\_Index\_Guidance

8

☐

Factor\_324

9

☐

324\_Factor\_Guidance

10

☐

75\_Day\_Momentum Value

11

☐

Trendsum

12

☐

Medium-Term Technical Indicators : 9day vs 21 day  
& 21day Moving Average

13

☐

Longer-Term Technical Indicators : 33 day & 66 day  
Moving Average

14

☐

## TRADING IS LIKE A GAME OF CARDS

We can't undo a previous trade,  
but we *can* aim to make the next trade better.





# ASCENDANT GUIDANCE



## CATERPILLAR GUIDANCE





S  
e  
l  
l

CAH.NYS

Cardinal Health

Health Care

Health Care Providers & Services

New York

Market Cap : (B)

29 487

Price

Price

Individual Instrument

Individual Instrument

Individual Instrument

Market Cap : (B)

0

Follow the " 3day to 5day waiting period " before entering the trade : understand the Graph, Trend and Variables

Plan your enrty levels. Focus on the process not the outcome. Expect further short-term deviation from the trade signal. "Patience"

-2.328											36.143		-15.526	
Date	Price or Relative Price	Short_Term_ Radar	Medium_ Term_Radar	Caterpillar_ %	Wise_ Owl(Rnk)	324_Factor	Factor_324	Defcon _Index	Defcon _Index_Trade	Margin of Safety	75_Day_Mom	Trade_Rating (Guidance)	Trendsum	
2024/12/18	115.910	No Trade	No Trade	4.15%	0	Absolutely No	0	0	Absolutely no Trade	-0.61%	3.70%	C	-16	
2024/12/19	117.000	No Trade	No Trade	2.70%	0	Absolutely No	0	0	Absolutely no Trade	0.29%	4.68%	C	-20	
2024/12/20	118.280	No Trade	No Trade	12.58%	0	Absolutely No	0	0	Absolutely no Trade	1.35%	4.86%	C	-21	
2024/12/23	118.350	No Trade	No Trade	12.09%	0	Absolutely No	0	0	Absolutely no Trade	1.30%	3.48%	C	-20	
2024/12/27	119.140	No Trade	No Trade	16.99%	0	Absolutely No	0	95	Research Defon Sell	1.82%	5.11%	C	-16	
2024/12/30	117.920	No Trade	No Trade	6.21%	0	Absolutely No	0	0	Absolutely no Trade	0.67%	4.92%	C	-12	
2025/01/02	118.020	No Trade	No Trade	5.97%	0	Absolutely No	0	0	Absolutely no Trade	0.64%	4.29%	C	-10	
2025/01/03	119.300	No Trade	No Trade	15.80%	0	Absolutely No	0	95	Research Defon Sell	1.69%	5.31%	C	-7	
2025/01/06	119.630	No Trade	No Trade	17.37%	0	Absolutely No	0	95	Research Defon Sell	1.86%	7.46%	C	-2	
2025/01/07	121.400	No Trade	No Trade	31.08%	0	Absolutely No	0	97	Research Defon Sell	3.33%	8.97%	C	2	
2025/01/08	122.530	No Trade	No Trade	39.69%	0	Absolutely No	0	98	Research Defon Sell	4.25%	10.63%	C	7	
2025/01/09	122.530	No Trade	No Trade	39.34%	0	Absolutely No	0	98	Research Defon Sell	4.22%	9.56%	C	10	
2025/01/10	121.570	No Trade	No Trade	31.36%	0	Absolutely No	0	97	Research Defon Sell	3.36%	8.70%	C	12	
2025/01/13	120.860	No Trade	No Trade	24.67%	0	Absolutely No	0	96	Research Defon Sell	2.64%	9.68%	C	13	
2025/01/14	124.030	No Trade	No Trade	49.43%	0	Absolutely No	0	99	Research Defon Sell	5.30%	13.98%	C	15	
2025/01/15	124.710	No Trade	No Trade	54.45%	0	Absolutely No	0	100	Research Defon Sell	5.84%	14.17%	C	18	
2025/01/16	127.030	No Trade	No Trade	72.45%	50	Research	85	100	Research Defon Sell	7.76%	15.70%	A	21	
2025/01/17	126.270	No Trade	No Trade	66.07%	50	Research	85	99	Research Defon Sell	7.08%	14.25%	C	21	
2025/01/20	126.270	No Trade	No Trade	64.97%	50	Research	85	99	Research Defon Sell	6.96%	14.45%	C	22	
2025/01/21	127.830	No Trade	No Trade	76.93%	50	Research	85	100	Research Defon Sell	8.24%	15.99%	A	24	
2025/01/22	128.750	No Trade	No Trade	83.82%	50	Research	85	100	Research Defon Sell	8.98%	16.67%	A	25	
2025/01/23	129.300	No Trade	No Trade	87.79%	50	Research	85	100	Research Defon Sell	9.41%	15.47%	A	28	
2025/01/24	128.830	No Trade	No Trade	83.71%	50	Research	85	100	Research Defon Sell	8.97%	15.27%	A	32	
2025/01/27	130.730	No Trade	No Trade	97.57%	60	Research	85	100	Research Defon Sell	10.46%	16.08%	A	35	
2025/01/28	127.730	No Trade	No Trade	73.55%	50	Research	85	98	Research Defon Sell	7.88%	11.52%	C	37	
2025/01/29	127.760	No Trade	No Trade	73.42%	50	Research	85	98	Research Defon Sell	7.87%	12.23%	C	37	
2025/01/30	128.260	Sell_Panda_ST	No Trade	76.99%	50	Research	85	98	Research Defon Sell	8.25%	14.00%	C	37	
2025/01/31	123.660	Sell_Panda_ST	Sell_Panda_ST	40.40%	0	Absolutely No	0	0	Absolutely no Trade	4.33%	10.49%	C	34	
2025/02/03	125.330	Sell_Panda_ST	Sell_Panda_ST	52.47%	0	Absolutely No	0	96	Research Defon Sell	5.62%	11.92%	C	29	
2025/02/04	125.170	Sell_Panda_ST	Sell_Panda_ST	50.85%	0	Absolutely No	0	96	Research Defon Sell	5.45%	11.21%	C	24	
2025/02/05	127.450	No Trade	No Trade	68.41%	50	Research	85	97	Research Defon Sell	7.33%	13.87%	C	19	
2025/02/06	127.050	No Trade	No Trade	64.90%	50	Research	85	97	Research Defon Sell	6.95%	13.02%	C	15	
2025/02/07	127.370	No Trade	No Trade	67.05%	50	Research	85	97	Research Defon Sell	7.19%	13.40%	C	13	
2025/02/10	127.200	No Trade	No Trade	64.62%	50	Research	85	97	Research Defon Sell	6.92%	13.34%	C	11	
2025/02/11	128.390	No Trade	No Trade	73.59%	50	Research	85	98	Research Defon Sell	7.89%	14.72%	C	13	
2025/02/12	127.060	No Trade	No Trade	62.79%	50	Research	85	97	Research Defon Sell	6.73%	13.28%	C	15	
2025/02/13	126.780	No Trade	No Trade	60.24%	50	Research	85	97	Research Defon Sell	6.46%	14.33%	C	15	
2025/02/14	126.210	Sell_Panda_ST	Sell_Panda_ST	55.41%	0	Absolutely No	0	97	Research Defon Sell	5.94%	13.84%	C	15	
2025/02/17	126.210	No Trade	No Trade	54.33%	0	Absolutely No	0	97	Research Defon Sell	5.82%	14.67%	C	11	
2025/02/18	126.250	No Trade	No Trade	54.29%	0	Absolutely No	0	97	Research Defon Sell	5.82%	17.02%	C	6	



DAL.NYS

B  
u  
y

Delta Air Lines

Industrial

Airlines

New York

Market Cap : (B)

40 608

Price

Price

Individual Instrument

Individual Instrument

Individual Instrument

Market Cap : (B)

0

Follow the " 3day to 5day waiting period " before entering the trade : understand the Graph, Trend and Variables

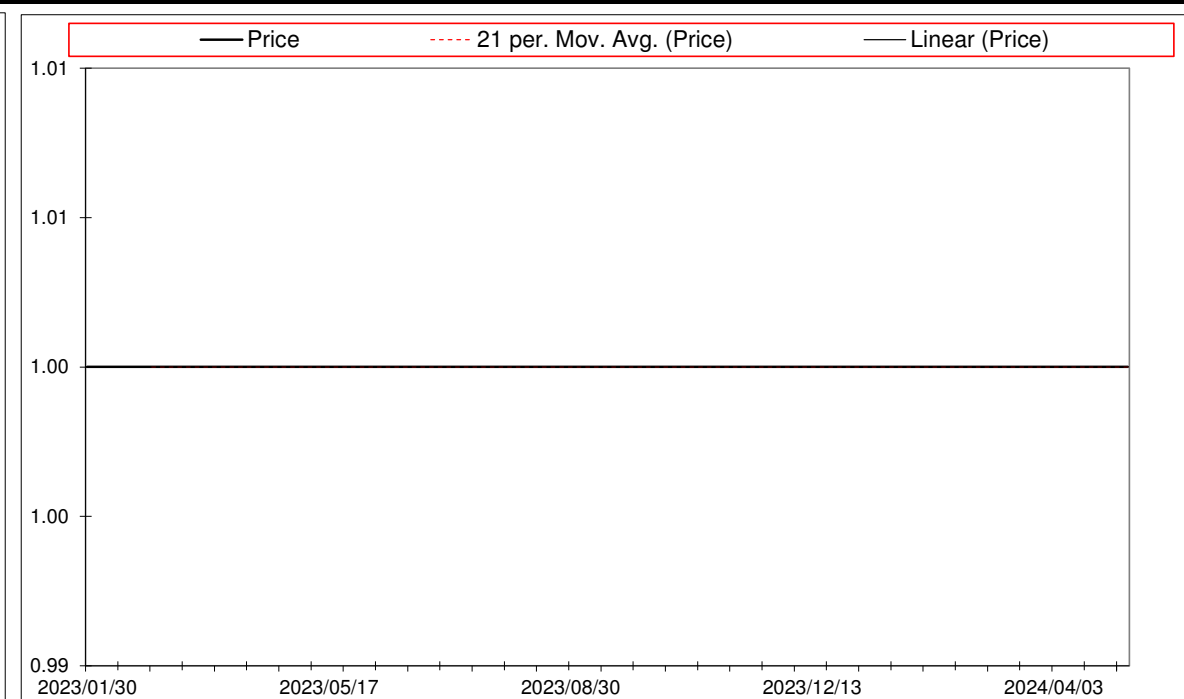
Plan your enrty levels. Focus on the process not the outcome. Expect further short-term deviation from the trade signal. "Patience"

-2.240											93.473		-41.728	
Date	Price or Relative Price	Short_Term_ Radar	Medium_ Term_Radar	Caterpillar_ %	Wise_ Owl(Rnk)	324_Factor	Factor_324	Defcon _Index	Defcon _Index_Trade	Margin of Safety	75_Day_Mom	Trade_Rating (Guidance)	Trendsum	
2024/12/18	58.880	No Trade	No Trade	2.11%	0	Absolutely No	0	0	Absolutely no Trade	-0.58%	39.63%	C	-21	
2024/12/19	60.380	No Trade	No Trade	7.54%	0	Absolutely No	0	0	Absolutely no Trade	1.85%	43.66%	C	-26	
2024/12/20	60.930	No Trade	No Trade	12.03%	0	Absolutely No	0	0	Absolutely no Trade	2.68%	39.49%	C	-29	
2024/12/23	61.520	No Trade	No Trade	15.11%	0	Absolutely No	0	0	Absolutely no Trade	3.36%	41.75%	C	-30	
2024/12/27	61.260	No Trade	No Trade	12.43%	0	Absolutely No	0	0	Absolutely no Trade	2.52%	38.35%	C	-30	
2024/12/30	60.720	No Trade	No Trade	7.20%	0	Absolutely No	0	0	Absolutely no Trade	1.32%	37.16%	C	-28	
2025/01/02	59.070	No Trade	No Trade	6.32%	0	Absolutely No	0	0	Absolutely no Trade	-1.73%	30.74%	C	-25	
2025/01/03	59.000	No Trade	No Trade	7.10%	0	Absolutely No	0	0	Absolutely no Trade	-1.94%	30.19%	C	-24	
2025/01/06	60.040	No Trade	No Trade	1.85%	0	Absolutely No	0	0	Absolutely no Trade	-0.51%	28.62%	C	-24	
2025/01/07	61.180	No Trade	No Trade	8.33%	0	Absolutely No	0	0	Absolutely no Trade	1.28%	30.39%	C	-25	
2025/01/08	61.420	No Trade	No Trade	10.26%	0	Absolutely No	0	0	Absolutely no Trade	1.58%	30.32%	C	-24	
2025/01/09	61.420	No Trade	No Trade	9.62%	0	Absolutely No	0	0	Absolutely no Trade	1.48%	30.85%	C	-23	
2025/01/10	66.950	No Trade	No Trade	68.22%	50	Research	85	100	Research Defon Sell	10.51%	41.96%	A	-20	
2025/01/13	65.100	No Trade	No Trade	46.36%	50	Research	85	97	Research Defon Sell	7.14%	36.19%	B	-17	
2025/01/14	66.290	No Trade	No Trade	58.39%	50	Research	85	99	Research Defon Sell	9.00%	35.98%	A	-13	
2025/01/15	65.500	No Trade	No Trade	49.28%	50	Research	85	98	Research Defon Sell	7.59%	26.42%	B	-8	
2025/01/16	66.180	No Trade	No Trade	55.84%	50	Research	85	99	Research Defon Sell	8.60%	28.41%	B	-6	
2025/01/17	65.820	No Trade	No Trade	51.33%	50	Research	85	98	Research Defon Sell	7.91%	29.59%	B	-4	
2025/01/20	65.820	No Trade	No Trade	49.30%	50	Research	85	98	Research Defon Sell	7.60%	31.75%	B	-3	
2025/01/21	68.340	No Trade	No Trade	75.33%	50	Research	85	100	Research Defon Sell	11.61%	41.20%	A	0	
2025/01/22	67.780	No Trade	No Trade	68.70%	50	Research	85	99	Research Defon Sell	10.59%	42.82%	A	2	
2025/01/23	67.450	No Trade	No Trade	64.52%	50	Research	85	99	Research Defon Sell	9.94%	36.87%	B	3	
2025/01/24	67.180	No Trade	No Trade	60.98%	50	Research	85	98	Research Defon Sell	9.40%	35.80%	B	5	
2025/01/27	67.770	No Trade	No Trade	65.16%	50	Research	85	99	Research Defon Sell	10.04%	33.88%	A	5	
2025/01/28	67.650	No Trade	No Trade	63.21%	50	Research	85	99	Research Defon Sell	9.74%	32.70%	B	6	
2025/01/29	68.430	No Trade	No Trade	70.73%	50	Research	85	100	Research Defon Sell	10.90%	36.07%	A	11	
2025/01/30	68.570	No Trade	No Trade	71.51%	50	Research	85	100	Research Defon Sell	11.02%	33.59%	A	16	
2025/01/31	67.270	No Trade	No Trade	57.18%	50	Research	85	98	Research Defon Sell	8.81%	26.49%	B	18	
2025/02/03	66.480	Sell_Panda_ST	No Trade	46.89%	50	Research	85	97	Research Defon Sell	7.22%	26.08%	B	16	
2025/02/04	69.060	No Trade	No Trade	73.20%	50	Research	85	100	Research Defon Sell	11.28%	22.64%	A	16	
2025/02/05	69.060	No Trade	No Trade	72.52%	50	Research	85	100	Research Defon Sell	11.17%	24.97%	A	15	
2025/02/06	67.920	No Trade	No Trade	59.93%	50	Research	85	98	Research Defon Sell	9.23%	21.72%	B	14	
2025/02/07	68.140	No Trade	No Trade	61.55%	50	Research	85	99	Research Defon Sell	9.48%	23.67%	B	15	
2025/02/10	66.190	Sell_Panda_ST	Sell_Panda_ST	39.26%	50	Research	85	96	Research Defon Sell	6.05%	20.78%	B	13	
2025/02/11	64.750	No Trade	No Trade	23.65%	0	Absolutely No	0	0	Absolutely no Trade	3.64%	18.48%	C	9	
2025/02/12	66.330	No Trade	No Trade	39.41%	50	Research	85	96	Research Defon Sell	6.07%	21.11%	B	5	
2025/02/13	64.060	No Trade	No Trade	15.22%	0	Absolutely No	0	0	Absolutely no Trade	2.35%	18.37%	C	2	
2025/02/14	65.390	No Trade	No Trade	28.37%	0	Absolutely No	0	0	Absolutely no Trade	4.37%	18.08%	C	-2	
2025/02/17	65.390	No Trade	No Trade	26.46%	0	Absolutely No	0	0	Absolutely no Trade	4.08%	14.04%	C	-6	
2025/02/18	64.340	No Trade	No Trade	14.99%	0	Absolutely No	0	0	Absolutely no Trade	2.31%	10.06%	C	-9	



Date	9 day	9 vs 21 day	33 day
2025/01/02	Sell_9day	Sell 9 vs 21	Sell 33_Day
2025/01/03	Sell_9day	Sell 9 vs 21	Sell 33_Day
2025/01/06	Sell_9day	Sell 9 vs 21	Sell 33_Day
2025/01/07	Buy_9day	Sell 9 vs 21	Sell 33_Day
2025/01/08	Buy_9day	Sell 9 vs 21	Sell 33_Day
2025/01/09	Buy_9day	Sell 9 vs 21	Sell 33_Day
2025/01/10	Buy_9day	Sell 9 vs 21	Buy 33_Day
2025/01/13	Buy_9day	Buy 9 vs 21	Buy 33_Day
2025/01/14	Buy_9day	Buy 9 vs 21	Buy 33_Day
2025/01/15	Buy_9day	Buy 9 vs 21	Buy 33_Day
2025/01/16	Buy_9day	Buy 9 vs 21	Buy 33_Day
2025/01/17	Buy_9day	Buy 9 vs 21	Buy 33_Day
2025/01/20	Buy_9day	Buy 9 vs 21	Buy 33_Day
2025/01/21	Buy_9day	Buy 9 vs 21	Buy 33_Day
2025/01/22	Buy_9day	Buy 9 vs 21	Buy 33_Day
2025/01/23	Buy_9day	Buy 9 vs 21	Buy 33_Day
2025/01/24	Buy_9day	Buy 9 vs 21	Buy 33_Day
2025/01/27	Buy_9day	Buy 9 vs 21	Buy 33_Day
2025/01/28	Buy_9day	Buy 9 vs 21	Buy 33_Day
2025/01/29	Buy_9day	Buy 9 vs 21	Buy 33_Day
2025/01/30	Buy_9day	Buy 9 vs 21	Buy 33_Day
2025/01/31	Sell_9day	Buy 9 vs 21	Buy 33_Day
2025/02/03	Sell_9day	Buy 9 vs 21	Buy 33_Day
2025/02/04	Buy_9day	Buy 9 vs 21	Buy 33_Day
2025/02/05	Buy_9day	Buy 9 vs 21	Buy 33_Day
2025/02/06	Sell_9day	Buy 9 vs 21	Buy 33_Day
2025/02/07	Buy_9day	Buy 9 vs 21	Buy 33_Day
2025/02/10	Sell_9day	Buy 9 vs 21	Buy 33_Day
2025/02/11	Sell_9day	Buy 9 vs 21	Sell 33_Day
2025/02/12	Sell_9day	Buy 9 vs 21	Buy 33_Day
2025/02/13	Sell_9day	Sell 9 vs 21	Sell 33_Day
2025/02/14	Sell_9day	Sell 9 vs 21	Sell 33_Day
2025/02/17	Sell_9day	Sell 9 vs 21	Sell 33_Day
2025/02/18	Sell_9day	Sell 9 vs 21	Sell 33_Day

Strategy Universe	NYSE	Ascendant guidance	Research	Strategy_Open Date	2025/02/14	Caterpillar Guidance	Trade
-------------------	------	--------------------	----------	--------------------	------------	----------------------	-------



(+) : Mom Days	93
(-) : Mom Days	0
Guided : Factor	66 day
324_Buy Guidance	0.0%
324_Sell Guidance	93.2%
Mom_75 (days)	10.1%
9 vs 21 day	-1.78%
Price vs 9 day	-2.27%



S  
e  
l  
l

NPK.NYS

National Presto Industries Inc.

Aerospace & Defense

Aerospace & Defence

New York

Market Cap : (B)559

Price

Price

Individual Instrument

Individual Instrument

Individual Instrument

Market Cap : (B)0

Follow the " 3day to 5day waiting period " before entering the trade : understand the Graph, Trend and Variables

Plan your enrty levels. Focus on the process not the outcome. Expect further short-term deviation from the trade signal. "Patience"

-2.38829.467-12.341														
Date	Price or Relative Price	Short_Term_ Radar	Medium_ Term_Radar	Caterpillar_ %	Wise_ Owl(Rnk)	324_Factor	Factor_324	Defcon _Index	Defcon _Index_Trade	Margin of Safety	75_Day_Mom	Trade_Rating (Guidance)	Trendsum	
2024/12/18	91.560	No Trade	No Trade	78.76%	30	Absolutely No	0	98	Research Defon Sell	9.15%	22.80%	C	38	
2024/12/19	92.750	No Trade	No Trade	90.72%	50	Absolutely No	0	99	Research Defon Sell	10.54%	25.41%	C	36	
2024/12/20	93.450	No Trade	No Trade	97.65%	50	Absolutely No	0	100	Research Defon Sell	11.34%	26.35%	C	33	
2024/12/23	94.000	No Trade	No Trade	100.00%	50	Absolutely No	0	100	Research Defon Sell	11.91%	26.58%	C	32	
2024/12/27	97.200	No Trade	No Trade	100.00%	50	Absolutely No	0	100	Research Defon Sell	15.59%	31.26%	C	31	
2024/12/30	97.380	No Trade	No Trade	100.00%	50	Absolutely No	0	100	Research Defon Sell	15.72%	29.15%	C	33	
2025/01/02	96.620	No Trade	No Trade	93.67%	60	Research	85	99	Research Defon Sell	14.72%	25.99%	A	35	
2025/01/03	96.110	No Trade	No Trade	89.63%	60	Research	85	99	Research Defon Sell	14.09%	26.18%	B	35	
2025/01/06	96.010	No Trade	No Trade	88.30%	60	Research	85	99	Research Defon Sell	13.88%	27.35%	B	34	
2025/01/07	95.080	No Trade	No Trade	81.09%	50	Research	85	98	Research Defon Sell	12.74%	25.57%	B	32	
2025/01/08	96.590	No Trade	No Trade	92.29%	50	Research	85	99	Research Defon Sell	14.50%	26.39%	A	30	
2025/01/09	96.590	No Trade	No Trade	92.10%	90	Research	170	99	Research Defon Sell	14.47%	30.09%	AAA	29	
2025/01/10	95.270	Sell_Panda_ST	No Trade	81.95%	90	Research	170	98	Research Defon Sell	12.88%	27.66%	AAA	24	
2025/01/13	96.510	No Trade	No Trade	90.73%	90	Research	170	99	Research Defon Sell	14.26%	28.92%	AAA	19	
2025/01/14	97.100	No Trade	No Trade	94.98%	90	Research	170	100	Research Defon Sell	14.93%	30.77%	AAA	18	
2025/01/15	97.270	No Trade	No Trade	96.06%	90	Research	170	100	Research Defon Sell	15.10%	30.92%	AAA	18	
2025/01/16	96.880	No Trade	No Trade	92.94%	90	Research	170	99	Research Defon Sell	14.61%	30.16%	AAA	19	
2025/01/17	97.470	No Trade	No Trade	97.18%	90	Research	170	100	Research Defon Sell	15.27%	29.72%	AAA	22	
2025/01/20	97.470	No Trade	No Trade	96.60%	90	Research	170	100	Research Defon Sell	15.18%	31.08%	AAA	24	
2025/01/21	99.210	No Trade	No Trade	100.00%	90	Research	170	100	Research Defon Sell	17.21%	34.81%	AAA	27	
2025/01/22	98.160	No Trade	No Trade	92.61%	90	Research	170	99	Research Defon Sell	15.94%	36.39%	AAA	28	
2025/01/23	98.580	No Trade	No Trade	95.32%	90	Research	170	99	Research Defon Sell	16.40%	37.11%	AAA	28	
2025/01/24	97.990	No Trade	No Trade	91.09%	90	Research	170	99	Research Defon Sell	15.68%	36.51%	AAA	28	
2025/01/27	98.540	No Trade	No Trade	94.33%	90	Research	170	99	Research Defon Sell	16.23%	39.69%	AAA	25	
2025/01/28	96.940	Sell_Panda_ST	Sell_Panda_ST	83.19%	90	Research	170	98	Research Defon Sell	14.32%	36.75%	AAA	22	
2025/01/29	95.870	Sell_Panda_ST	Sell_Panda_ST	75.69%	75	Research	170	97	Research Defon Sell	13.02%	37.13%	AA	17	
2025/01/30	97.300	Sell_Panda_ST	No Trade	85.31%	90	Research	170	98	Research Defon Sell	14.68%	36.85%	AAA	12	
2025/01/31	96.170	No Trade	No Trade	77.39%	75	Research	170	97	Research Defon Sell	13.32%	34.11%	AA	10	
2025/02/03	97.200	No Trade	No Trade	83.92%	75	Research	170	98	Research Defon Sell	14.44%	32.55%	AA	8	
2025/02/04	96.670	No Trade	No Trade	80.12%	75	Research	170	97	Research Defon Sell	13.79%	27.72%	AA	4	
2025/02/05	97.730	No Trade	No Trade	87.20%	75	Research	170	99	Research Defon Sell	15.01%	29.02%	AA	3	
2025/02/06	98.570	No Trade	No Trade	92.77%	75	Research	170	99	Research Defon Sell	15.96%	32.61%	AA	4	
2025/02/07	98.040	No Trade	No Trade	88.97%	75	Research	170	99	Research Defon Sell	15.31%	30.56%	AA	6	
2025/02/10	95.640	No Trade	No Trade	72.05%	60	Research	170	96	Research Defon Sell	12.40%	28.62%	A	4	
2025/02/11	96.380	No Trade	No Trade	76.93%	75	Research	170	97	Research Defon Sell	13.24%	29.93%	AA	3	
2025/02/12	94.590	No Trade	No Trade	64.54%	60	Research	170	95	Research Defon Sell	11.11%	27.53%	A	0	
2025/02/13	99.750	No Trade	No Trade	99.58%	75	Research	170	100	Research Defon Sell	17.14%	33.55%	AA	0	
2025/02/14	99.380	No Trade	No Trade	96.88%	75	Research	170	100	Research Defon Sell	16.67%	33.25%	AA	0	
2025/02/17	99.380	No Trade	No Trade	96.35%	75	Research	170	100	Research Defon Sell	16.58%	32.35%	AA	1	
2025/02/18	100.680	No Trade	No Trade	100.00%	75	Research	170	100	Research Defon Sell	18.07%	35.14%	AA	0	



S  
e  
l  
l

PDCO.NAS

Patterson Companies

Health Care

Health Care Supplies

New York

Market Cap : (B)1 803

Price

Price

Individual Instrument

Individual Instrument

Individual InstrumentMarket Cap : (B)0

Follow the " 3day to 5day waiting period " before entering the trade : understand the Graph, Trend and Variables

Plan your enrty levels. Focus on the process not the outcome. Expect further short-term deviation from the trade signal. "Patience"

-2.034						-33.673									16.558	
Date	Price or Relative Price	Short_Term_ Radar	Medium_ Term_Radar	Caterpillar_ %	Wise_ Owl(Rnk)	324_Factor	Factor_324	Defcon _Index	Defcon _Index_Trade	Margin of Safety	75_Day_Mom	Trade_Rating (Guidance)	Trendsum			
2024/12/18	30.870	No Trade	No Trade	92.80%	30	Absolutely No	0	94	Research Defon Sell	24.28%	46.44%	C	25			
2024/12/19	30.910	No Trade	No Trade	93.55%	30	Absolutely No	0	94	Research Defon Sell	24.48%	49.32%	C	23			
2024/12/20	30.860	No Trade	No Trade	92.92%	30	Absolutely No	0	94	Research Defon Sell	24.31%	50.68%	C	22			
2024/12/23	30.860	Sell_Panda_ST	No Trade	93.32%	0	Absolutely No	0	94	Research Defon Sell	24.42%	49.30%	C	18			
2024/12/27	30.850	Sell_Panda_ST	No Trade	93.71%	0	Absolutely No	0	94	Research Defon Sell	24.52%	48.67%	C	14			
2024/12/30	30.850	No Trade	No Trade	94.11%	0	Absolutely No	0	94	Research Defon Sell	24.63%	46.28%	C	10			
2025/01/02	30.800	No Trade	No Trade	93.75%	0	Absolutely No	0	94	Research Defon Sell	24.53%	40.83%	C	6			
2025/01/03	30.820	No Trade	No Trade	94.19%	0	Absolutely No	0	94	Research Defon Sell	24.65%	41.77%	C	2			
2025/01/06	30.900	No Trade	No Trade	95.84%	0	Absolutely No	0	94	Research Defon Sell	25.08%	42.13%	C	-1			
2025/01/07	30.880	No Trade	No Trade	95.66%	0	Absolutely No	0	94	Research Defon Sell	25.03%	40.62%	C	-3			
2025/01/08	30.850	No Trade	No Trade	95.33%	50	Research	85	94	Research Defon Sell	24.94%	38.59%	B	-4			
2025/01/09	30.850	No Trade	No Trade	95.47%	50	Research	85	94	Research Defon Sell	24.98%	42.89%	B	-3			
2025/01/10	30.810	No Trade	No Trade	94.99%	50	Research	85	94	Research Defon Sell	24.85%	42.64%	B	-4			
2025/01/13	30.840	No Trade	No Trade	95.86%	50	Research	85	94	Research Defon Sell	25.08%	42.51%	B	-6			
2025/01/14	30.890	No Trade	No Trade	96.77%	60	Research	170	94	Research Defon Sell	25.32%	46.05%	B	-6			
2025/01/15	30.890	No Trade	No Trade	96.91%	60	Research	170	94	Research Defon Sell	25.36%	43.47%	B	-7			
2025/01/16	30.880	No Trade	No Trade	96.89%	60	Research	170	94	Research Defon Sell	25.35%	39.35%	B	-9			
2025/01/17	30.900	No Trade	No Trade	97.34%	60	Research	170	94	Research Defon Sell	25.47%	41.48%	B	-7			
2025/01/20	30.900	No Trade	No Trade	97.75%	60	Research	170	94	Research Defon Sell	25.58%	46.58%	B	-6			
2025/01/21	30.950	No Trade	No Trade	98.66%	60	Research	170	94	Research Defon Sell	25.82%	50.32%	B	-3			
2025/01/22	30.920	No Trade	No Trade	98.34%	60	Research	170	94	Research Defon Sell	25.73%	52.84%	B	0			
2025/01/23	30.900	No Trade	No Trade	98.16%	60	Research	170	94	Research Defon Sell	25.68%	50.00%	B	2			
2025/01/24	30.930	No Trade	No Trade	98.77%	60	Research	170	94	Research Defon Sell	25.84%	52.51%	B	4			
2025/01/27	30.940	No Trade	No Trade	99.34%	60	Research	170	94	Research Defon Sell	25.99%	52.64%	B	3			
2025/01/28	30.980	No Trade	No Trade	100.00%	60	Research	170	94	Research Defon Sell	26.19%	53.82%	B	6			
2025/01/29	30.950	No Trade	No Trade	99.67%	60	Research	170	94	Research Defon Sell	26.10%	53.60%	B	7			
2025/01/30	30.990	No Trade	No Trade	100.00%	60	Research	170	94	Research Defon Sell	26.30%	50.15%	B	8			
2025/01/31	30.950	No Trade	No Trade	99.52%	75	Research	170	94	Research Defon Sell	26.18%	48.02%	A	11			
2025/02/03	30.980	No Trade	No Trade	100.00%	75	Research	170	94	Research Defon Sell	26.41%	49.23%	A	12			
2025/02/04	31.000	No Trade	No Trade	100.00%	75	Research	170	94	Research Defon Sell	26.53%	48.47%	A	14			
2025/02/05	31.010	No Trade	No Trade	100.00%	75	Research	170	94	Research Defon Sell	26.60%	46.97%	A	20			
2025/02/06	31.030	No Trade	No Trade	100.00%	75	Research	170	94	Research Defon Sell	26.72%	45.41%	A	26			
2025/02/07	31.000	No Trade	No Trade	99.68%	75	Research	170	94	Research Defon Sell	26.64%	45.61%	A	30			
2025/02/10	31.010	No Trade	No Trade	100.00%	75	Research	170	94	Research Defon Sell	26.79%	45.45%	A	30			
2025/02/11	31.030	No Trade	No Trade	100.00%	75	Research	170	94	Research Defon Sell	26.90%	46.30%	A	30			
2025/02/12	31.040	No Trade	No Trade	100.00%	90	Research	170	94	Research Defon Sell	26.98%	44.17%	AA	31			
2025/02/13	31.040	No Trade	No Trade	100.00%	90	Research	170	94	Research Defon Sell	27.02%	48.09%	AA	31			
2025/02/14	31.030	No Trade	No Trade	99.98%	90	Research	170	94	Research Defon Sell	27.01%	44.46%	AA	33			
2025/02/17	31.030	No Trade	No Trade	100.00%	90	Research	170	94	Research Defon Sell	27.12%	46.92%	AA	34			
2025/02/18	31.050	No Trade	No Trade	100.00%	90	Research	170	94	Research Defon Sell	27.24%	46.05%	AA	34			





S  
e  
|  
|

ECN.TSX

ECN Capital Corp.

Financial Services

Credit Services

Canada

Market Cap : (B)

801

Price

Price

Individual Instrument

Individual Instrument

Individual Instrument

Market Cap : (B)

0

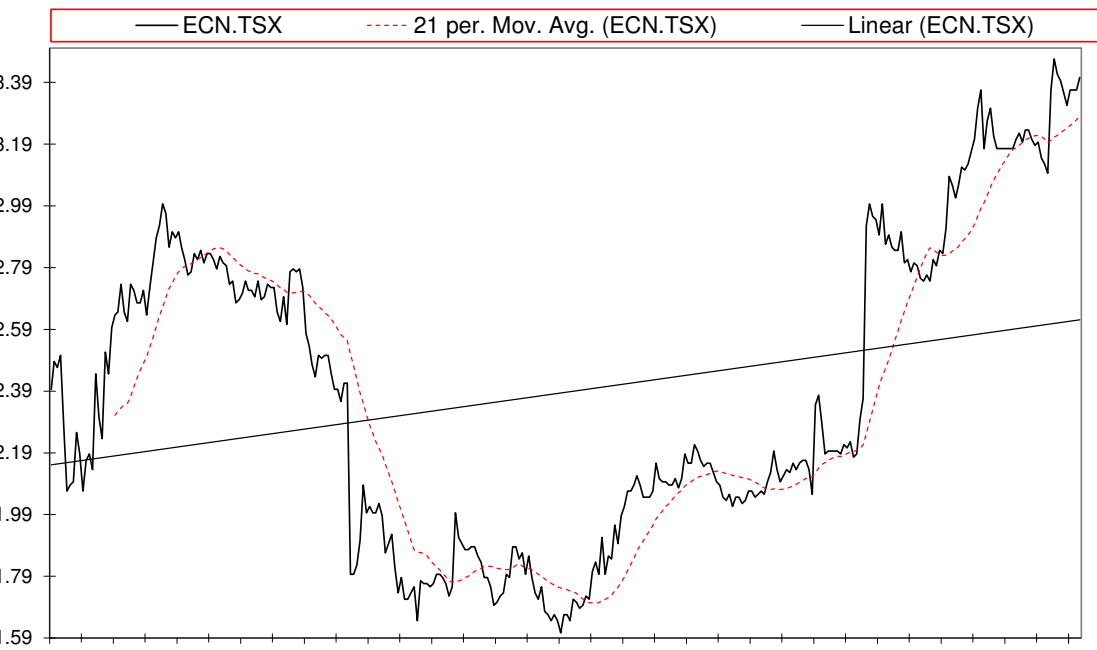
Follow the " 3day to 5day waiting period " before entering the trade : understand the Graph, Trend and Variables

Plan your enrty levels. Focus on the process not the outcome. Expect further short-term deviation from the trade signal. "Patience"

-2.319														35.328		-15.232	
Date	Price or Relative Price	Short_Term_ Radar	Medium_ Term_Radar	Caterpillar_ %	Wise_ Owl(Rnk)	324_Factor	Factor_324	Defcon _Index	Defcon _Index_Trade	Margin of Safety	75_Day_Mom	Trade_Rating (Guidance)	Trendsum				
2024/12/18	3.020	No Trade	No Trade	49.23%	0	Absolutely No	0	90	Research Defon Sell	17.76%	44.50%	C	-7				
2024/12/19	3.060	No Trade	No Trade	53.42%	0	Absolutely No	0	91	Research Defon Sell	19.28%	49.27%	C	-5				
2024/12/20	3.120	No Trade	No Trade	59.77%	0	Absolutely No	0	93	Research Defon Sell	21.57%	52.94%	C	-2				
2024/12/23	3.110	No Trade	No Trade	58.29%	0	Absolutely No	0	92	Research Defon Sell	21.04%	50.97%	C	2				
2024/12/27	3.130	No Trade	No Trade	59.92%	0	Absolutely No	0	93	Research Defon Sell	21.62%	54.95%	C	5				
2024/12/30	3.170	No Trade	No Trade	63.82%	30	Research	85	93	Research Defon Sell	23.03%	54.63%	C	9				
2025/01/02	3.210	No Trade	No Trade	67.72%	50	Research	85	94	Research Defon Sell	24.44%	56.59%	B	13				
2025/01/03	3.310	No Trade	No Trade	78.32%	50	Research	85	95	Research Defon Sell	28.26%	63.05%	B	17				
2025/01/06	3.370	No Trade	No Trade	84.34%	50	Research	85	96	Research Defon Sell	30.43%	65.20%	B	21				
2025/01/07	3.180	No Trade	No Trade	63.82%	0	Research	85	0	Absolutely no Trade	23.03%	53.62%	C	25				
2025/01/08	3.270	No Trade	No Trade	73.33%	50	Research	85	93	Research Defon Sell	26.46%	57.97%	B	27				
2025/01/09	3.310	No Trade	No Trade	77.48%	50	Research	85	95	Research Defon Sell	27.96%	61.46%	B	28				
2025/01/10	3.220	No Trade	No Trade	67.71%	50	Research	85	92	Research Defon Sell	24.43%	56.31%	B	27				
2025/01/13	3.180	Sell_Panda_ST	No Trade	63.02%	0	Research	85	0	Absolutely no Trade	22.74%	53.62%	C	25				
2025/01/14	3.180	Sell_Panda_ST	No Trade	62.89%	0	Research	85	0	Absolutely no Trade	22.69%	54.37%	C	21				
2025/01/15	3.180	Sell_Panda_ST	No Trade	62.76%	0	Research	85	0	Absolutely no Trade	22.65%	51.43%	C	17				
2025/01/16	3.180	Sell_Panda_ST	No Trade	62.62%	0	Research	85	0	Absolutely no Trade	22.60%	49.30%	C	13				
2025/01/17	3.180	No Trade	No Trade	62.49%	0	Research	85	0	Absolutely no Trade	22.55%	44.55%	C	9				
2025/01/20	3.180	No Trade	No Trade	62.09%	0	Research	85	0	Absolutely no Trade	22.41%	48.60%	C	5				
2025/01/21	3.210	No Trade	No Trade	65.16%	30	Research	85	92	Research Defon Sell	23.51%	52.86%	C	3				
2025/01/22	3.230	No Trade	No Trade	67.16%	30	Research	85	92	Research Defon Sell	24.23%	52.36%	C	3				
2025/01/23	3.200	No Trade	No Trade	63.83%	0	Research	85	0	Absolutely no Trade	23.03%	49.53%	C	3				
2025/01/24	3.240	No Trade	No Trade	67.95%	30	Research	85	93	Research Defon Sell	24.52%	52.11%	C	3				
2025/01/27	3.240	No Trade	No Trade	67.55%	30	Research	85	93	Research Defon Sell	24.38%	50.00%	C	4				
2025/01/28	3.210	No Trade	No Trade	64.23%	50	Research	170	92	Research Defon Sell	23.18%	50.00%	B	5				
2025/01/29	3.190	No Trade	No Trade	61.97%	50	Research	170	0	Absolutely no Trade	22.36%	47.69%	B	5				
2025/01/30	3.200	No Trade	No Trade	62.90%	50	Research	170	0	Absolutely no Trade	22.70%	47.47%	B	3				
2025/01/31	3.150	No Trade	No Trade	57.46%	50	Research	170	0	Absolutely no Trade	20.73%	45.16%	B	0				
2025/02/03	3.130	No Trade	No Trade	54.95%	50	Research	170	0	Absolutely no Trade	19.83%	46.26%	B	-4				
2025/02/04	3.100	No Trade	No Trade	51.64%	0	Research	85	0	Absolutely no Trade	18.63%	50.49%	C	-7				
2025/02/05	3.370	No Trade	No Trade	80.13%	50	Research	85	96	Research Defon Sell	28.92%	43.40%	B	-8				
2025/02/06	3.470	No Trade	No Trade	90.59%	50	Research	85	98	Research Defon Sell	32.69%	45.80%	B	-9				
2025/02/07	3.420	No Trade	No Trade	85.15%	50	Research	85	96	Research Defon Sell	30.73%	49.34%	B	-8				
2025/02/10	3.400	No Trade	No Trade	82.61%	50	Research	85	96	Research Defon Sell	29.81%	55.25%	B	-8				
2025/02/11	3.360	No Trade	No Trade	78.24%	50	Research	85	95	Research Defon Sell	28.23%	52.73%	B	-6				
2025/02/12	3.320	No Trade	No Trade	73.88%	30	Research	85	94	Research Defon Sell	26.66%	50.91%	C	-7				
2025/02/13	3.370	No Trade	No Trade	79.02%	50	Research	85	95	Research Defon Sell	28.52%	53.18%	B	-8				
2025/02/14	3.370	No Trade	No Trade	78.89%	50	Research	85	95	Research Defon Sell	28.47%	53.18%	B	-8				
2025/02/17	3.370	No Trade	No Trade	78.47%	50	Research	85	95	Research Defon Sell	28.32%	53.88%	B	-10				
2025/02/18	3.410	No Trade	No Trade	82.56%	50	Research	85	96	Research Defon Sell	29.79%	53.60%	B	-11				



Date	9 day	9 vs 21 day	33 day
2024/12/30	Buy_9day	Buy 9 vs 21	Buy 33_Day
2025/01/02	Buy_9day	Buy 9 vs 21	Buy 33_Day
2025/01/03	Buy_9day	Buy 9 vs 21	Buy 33_Day
2025/01/06	Buy_9day	Buy 9 vs 21	Buy 33_Day
2025/01/07	Sell_9day	Buy 9 vs 21	Buy 33_Day
2025/01/08	Buy_9day	Buy 9 vs 21	Buy 33_Day
2025/01/09	Buy_9day	Buy 9 vs 21	Buy 33_Day
2025/01/10	Sell_9day	Buy 9 vs 21	Buy 33_Day
2025/01/13	Sell_9day	Buy 9 vs 21	Buy 33_Day
2025/01/14	Sell_9day	Buy 9 vs 21	Buy 33_Day
2025/01/15	Sell_9day	Buy 9 vs 21	Buy 33_Day
2025/01/16	Sell_9day	Buy 9 vs 21	Buy 33_Day
2025/01/17	Sell_9day	Buy 9 vs 21	Buy 33_Day
2025/01/20	Sell_9day	Buy 9 vs 21	Buy 33_Day
2025/01/21	Buy_9day	Buy 9 vs 21	Buy 33_Day
2025/01/22	Buy_9day	Buy 9 vs 21	Buy 33_Day
2025/01/23	Buy_9day	Sell 9 vs 21	Buy 33_Day
2025/01/24	Buy_9day	Sell 9 vs 21	Buy 33_Day
2025/01/27	Buy_9day	Sell 9 vs 21	Buy 33_Day
2025/01/28	Buy_9day	Sell 9 vs 21	Buy 33_Day
2025/01/29	Sell_9day	Sell 9 vs 21	Buy 33_Day
2025/01/30	Sell_9day	Sell 9 vs 21	Buy 33_Day
2025/01/31	Sell_9day	Sell 9 vs 21	Sell 33_Day
2025/02/03	Sell_9day	Sell 9 vs 21	Sell 33_Day
2025/02/04	Sell_9day	Sell 9 vs 21	Sell 33_Day
2025/02/05	Buy_9day	Sell 9 vs 21	Buy 33_Day
2025/02/06	Buy_9day	Buy 9 vs 21	Buy 33_Day
2025/02/07	Buy_9day	Buy 9 vs 21	Buy 33_Day
2025/02/10	Buy_9day	Buy 9 vs 21	Buy 33_Day
2025/02/11	Buy_9day	Buy 9 vs 21	Buy 33_Day
2025/02/12	Buy_9day	Buy 9 vs 21	Buy 33_Day
2025/02/13	Buy_9day	Buy 9 vs 21	Buy 33_Day
2025/02/14	Buy_9day	Buy 9 vs 21	Buy 33_Day
2025/02/17	Sell_9day	Buy 9 vs 21	Buy 33_Day
2025/02/18	Buy_9day	Buy 9 vs 21	Buy 33_Day

Strategy Universe	Canada	Ascendant guidance	Trade	Strategy_Open Date	2025/02/14	Caterpillar Guidance	Trade	
<div><div><div>ECN.TSX</div><div>21 per. Mov. Avg. (ECN.TSX)</div><div>Linear (ECN.TSX)</div></div></div>							(+) : Mom Days	145
							(-) : Mom Days	0
							Guided : Factor	66 day
							324_Buy Guidance	0.0%
							324_Sell Guidance	94.5%
							Mom_75 (days)	53.6%
							9 vs 21 day	3.17%
							Price vs 9 day	0.66%

S  
e  
l  
l

NARI.NAS

Inari Medical Inc.

Health Care

Health Care Equipment

New York

Market Cap : (B)2 907

Price

Price

Individual Instrument

Individual Instrument

Individual InstrumentMarket Cap : (B)0

Follow the " 3day to 5day waiting period " before entering the trade : understand the Graph, Trend and Variables

Plan your enrty levels. Focus on the process not the outcome. Expect further short-term deviation from the trade signal. "Patience"

-2.396											27.656		-11.541	
Date	Price or Relative Price	Short_Term_ Radar	Medium_ Term_Radar	Caterpillar_ %	Wise_ Owl(Rnk)	324_Factor	Factor_324	Defcon _Index	Defcon _Index_Trade	Margin of Safety	75_Day_Mom	Trade_Rating (Guidance)	Trendsum	
2024/12/18	55.030	No Trade	No Trade	3.28%	0	Absolutely No	0	0	Absolutely no Trade	-0.95%	32.03%	C	12	
2024/12/19	54.410	No Trade	No Trade	7.23%	0	Absolutely No	0	0	Absolutely no Trade	-2.09%	19.53%	C	11	
2024/12/20	55.450	No Trade	No Trade	0.84%	0	Absolutely No	0	85	Research Defon Sell	-0.24%	24.22%	C	8	
2024/12/23	53.240	No Trade	No Trade	14.87%	0	Absolutely No	0	0	Absolutely no Trade	-4.29%	18.84%	C	5	
2024/12/27	52.970	No Trade	No Trade	16.89%	0	Absolutely No	0	0	Absolutely no Trade	-4.87%	17.53%	C	1	
2024/12/30	51.930	No Trade	No Trade	23.60%	0	Absolutely No	0	0	Absolutely no Trade	-6.81%	13.01%	C	-3	
2025/01/02	51.800	No Trade	No Trade	24.66%	0	Absolutely No	0	0	Absolutely no Trade	-7.12%	11.35%	C	-6	
2025/01/03	49.770	No Trade	No Trade	37.35%	0	Absolutely No	0	0	Absolutely no Trade	-10.78%	7.61%	C	-9	
2025/01/06	65.000	No Trade	No Trade	43.40%	0	Absolutely No	0	95	Research Defon Sell	16.43%	47.39%	C	-8	
2025/01/07	79.450	No Trade	No Trade	100.00%	50	Research	85	100	Research Defon Sell	42.28%	79.02%	A	-7	
2025/01/08	79.300	No Trade	No Trade	99.28%	50	Research	85	100	Research Defon Sell	41.98%	80.89%	A	-5	
2025/01/09	79.300	No Trade	No Trade	99.19%	50	Research	85	100	Research Defon Sell	41.94%	81.55%	A	-4	
2025/01/10	79.290	No Trade	No Trade	99.07%	50	Research	85	100	Research Defon Sell	41.89%	83.67%	A	-3	
2025/01/13	79.340	No Trade	No Trade	99.02%	50	Research	85	100	Research Defon Sell	41.87%	86.99%	A	-5	
2025/01/14	79.300	No Trade	No Trade	98.77%	50	Research	85	100	Research Defon Sell	41.76%	91.18%	A	-5	
2025/01/15	79.400	No Trade	No Trade	99.11%	50	Research	85	100	Research Defon Sell	41.90%	95.18%	A	-4	
2025/01/16	79.400	No Trade	No Trade	99.02%	50	Research	85	100	Research Defon Sell	41.87%	92.72%	A	-3	
2025/01/17	79.550	No Trade	No Trade	99.57%	50	Research	85	100	Research Defon Sell	42.10%	92.90%	A	0	
2025/01/20	79.550	No Trade	No Trade	99.31%	50	Research	85	100	Research Defon Sell	41.99%	95.79%	A	3	
2025/01/21	79.500	No Trade	No Trade	99.02%	50	Research	85	100	Research Defon Sell	41.87%	85.66%	A	4	
2025/01/22	79.420	No Trade	No Trade	98.60%	50	Research	85	100	Research Defon Sell	41.69%	90.87%	A	7	
2025/01/23	79.460	No Trade	No Trade	98.68%	50	Research	85	100	Research Defon Sell	41.72%	89.55%	A	7	
2025/01/24	79.740	No Trade	No Trade	99.78%	50	Research	85	100	Research Defon Sell	42.19%	96.31%	A	10	
2025/01/27	79.620	No Trade	No Trade	99.01%	50	Research	85	100	Research Defon Sell	41.87%	87.78%	A	12	
2025/01/28	79.600	No Trade	No Trade	98.85%	50	Research	85	100	Research Defon Sell	41.79%	90.93%	A	13	
2025/01/29	79.700	No Trade	No Trade	99.18%	50	Research	85	100	Research Defon Sell	41.94%	96.16%	A	14	
2025/01/30	79.690	No Trade	No Trade	99.05%	50	Research	85	100	Research Defon Sell	41.88%	90.65%	A	12	
2025/01/31	79.670	No Trade	No Trade	98.89%	50	Research	85	100	Research Defon Sell	41.81%	88.79%	A	11	
2025/02/03	79.620	No Trade	No Trade	98.42%	90	Research	170	100	Research Defon Sell	41.62%	77.49%	AAA	12	
2025/02/04	79.850	No Trade	No Trade	99.30%	90	Research	170	100	Research Defon Sell	41.99%	79.84%	AAA	15	
2025/02/05	79.890	No Trade	No Trade	99.39%	90	Research	170	100	Research Defon Sell	42.02%	83.78%	AAA	19	
2025/02/06	79.870	No Trade	No Trade	99.22%	90	Research	170	100	Research Defon Sell	41.95%	80.58%	AAA	23	
2025/02/07	79.760	No Trade	No Trade	98.67%	90	Research	170	100	Research Defon Sell	41.72%	81.81%	AAA	24	
2025/02/10	79.860	No Trade	No Trade	98.84%	90	Research	170	100	Research Defon Sell	41.79%	79.70%	AAA	24	
2025/02/11	79.880	No Trade	No Trade	98.84%	90	Research	170	100	Research Defon Sell	41.79%	81.09%	AAA	22	
2025/02/12	79.920	No Trade	No Trade	98.92%	90	Research	170	100	Research Defon Sell	41.83%	81.80%	AAA	25	
2025/02/13	79.930	No Trade	No Trade	98.88%	90	Research	170	100	Research Defon Sell	41.81%	82.91%	AAA	28	
2025/02/14	79.930	No Trade	No Trade	98.79%	90	Research	170	100	Research Defon Sell	41.77%	87.81%	AAA	29	
2025/02/17	79.930	No Trade	No Trade	98.54%	90	Research	170	100	Research Defon Sell	41.67%	62.53%	AAA	30	
2025/02/18	79.970	No Trade	No Trade	98.62%	100	Research	170	100	Research Defon Sell	41.70%	69.79%	AAA	32	





NTES.NAS

B

NetEase Inc

u

Communication Services

y

Interactive Media & Services

New York

Market Cap : (B)

278 582

Price

Price

Individual Instrument

Individual Instrument

Individual Instrument

Market Cap : (B)

0

Follow the " 3day to 5day waiting period " before entering the trade : understand the Graph, Trend and Variables

Plan your enrty levels. Focus on the process not the outcome. Expect further short-term deviation from the trade signal. "Patience"

-2.079										-40.99519.720			
Date	Price or Relative Price	Short_Term_ Radar	Medium_ Term_Radar	Caterpillar_ %	Wise_ Owl(Rnk)	324_Factor	Factor_324	Defcon _Index	Defcon _Index_Trade	Margin of Safety	75_Day_Mom	Trade_Rating (Guidance)	Trendsum
2024/12/18	91.400	No Trade	No Trade	18.27%	0	Absolutely No	0	0	Absolutely no Trade	2.69%	16.33%	C	17
2024/12/19	91.810	No Trade	No Trade	21.69%	0	Absolutely No	0	0	Absolutely no Trade	3.19%	18.34%	C	14
2024/12/20	92.090	No Trade	No Trade	24.11%	0	Absolutely No	0	0	Absolutely no Trade	3.55%	18.73%	C	11
2024/12/23	92.370	No Trade	No Trade	27.11%	0	Absolutely No	0	0	Absolutely no Trade	3.99%	20.87%	C	7
2024/12/27	91.480	No Trade	No Trade	21.45%	0	Absolutely No	0	0	Absolutely no Trade	3.16%	17.03%	C	5
2024/12/30	89.250	No Trade	No Trade	5.21%	0	Absolutely No	0	0	Absolutely no Trade	0.77%	15.64%	C	0
2025/01/02	87.760	No Trade	No Trade	4.54%	0	Absolutely No	0	0	Absolutely no Trade	-0.79%	13.50%	C	-4
2025/01/03	88.250	No Trade	No Trade	1.14%	0	Absolutely No	0	0	Absolutely no Trade	-0.20%	14.94%	C	-8
2025/01/06	88.220	No Trade	No Trade	0.63%	0	Absolutely No	0	0	Absolutely no Trade	-0.11%	14.54%	C	-12
2025/01/07	89.720	No Trade	No Trade	11.07%	0	Absolutely No	0	0	Absolutely no Trade	1.63%	16.98%	C	-14
2025/01/08	92.280	No Trade	No Trade	31.05%	0	Absolutely No	0	0	Absolutely no Trade	4.57%	16.13%	C	-14
2025/01/09	92.280	No Trade	No Trade	31.34%	0	Absolutely No	0	0	Absolutely no Trade	4.62%	16.96%	C	-12
2025/01/10	91.110	No Trade	No Trade	22.62%	0	Absolutely No	0	0	Absolutely no Trade	3.33%	13.19%	C	-9
2025/01/13	94.250	No Trade	No Trade	47.69%	0	Absolutely No	0	0	Absolutely no Trade	7.02%	8.36%	C	-8
2025/01/14	96.030	No Trade	No Trade	61.72%	0	Research	85	0	Absolutely no Trade	9.09%	10.52%	C	-6
2025/01/15	103.920	No Trade	No Trade	100.00%	50	Research	85	92	Research Defon Sell	18.10%	14.03%	C	-3
2025/01/16	99.310	No Trade	No Trade	71.32%	30	Research	85	87	Research Defon Sell	12.91%	6.12%	C	1
2025/01/17	99.760	No Trade	No Trade	74.40%	30	Research	85	88	Research Defon Sell	13.47%	6.68%	C	4
2025/01/20	99.760	No Trade	No Trade	75.17%	30	Research	85	88	Research Defon Sell	13.61%	3.23%	C	5
2025/01/21	100.710	No Trade	No Trade	81.41%	30	Research	85	89	Research Defon Sell	14.74%	-3.40%	C	4
2025/01/22	99.520	No Trade	No Trade	74.18%	30	Research	85	88	Research Defon Sell	13.43%	-1.91%	C	4
2025/01/23	99.450	No Trade	No Trade	74.00%	30	Research	85	88	Research Defon Sell	13.40%	-2.81%	C	3
2025/01/24	103.180	No Trade	No Trade	97.76%	50	Research	85	91	Research Defon Sell	17.70%	3.65%	C	3
2025/01/27	101.950	No Trade	No Trade	90.81%	50	Research	85	90	Research Defon Sell	16.44%	7.96%	C	4
2025/01/28	103.420	No Trade	No Trade	100.00%	50	Research	85	92	Research Defon Sell	18.17%	16.10%	C	7
2025/01/29	100.890	No Trade	No Trade	84.35%	30	Research	85	89	Research Defon Sell	15.32%	14.54%	C	8
2025/01/30	104.880	No Trade	No Trade	100.00%	50	Research	85	93	Research Defon Sell	19.93%	18.71%	B	11
2025/01/31	102.850	No Trade	No Trade	88.60%	50	Research	85	91	Research Defon Sell	17.66%	20.99%	C	13
2025/02/03	103.670	No Trade	No Trade	94.04%	50	Research	85	92	Research Defon Sell	18.75%	26.35%	B	15
2025/02/04	101.210	No Trade	No Trade	80.15%	50	Research	85	90	Research Defon Sell	15.98%	23.64%	C	16
2025/02/05	101.270	Sell_Panda_ST	No Trade	80.74%	50	Research	85	90	Research Defon Sell	16.09%	27.02%	C	16
2025/02/06	103.205	No Trade	No Trade	92.11%	50	Research	85	92	Research Defon Sell	18.36%	25.22%	C	15
2025/02/07	104.170	No Trade	No Trade	97.91%	50	Research	85	93	Research Defon Sell	19.52%	28.15%	B	16
2025/02/10	104.930	No Trade	No Trade	100.00%	75	Research	170	93	Research Defon Sell	20.54%	29.48%	A	18
2025/02/11	105.490	No Trade	No Trade	100.00%	75	Research	170	94	Research Defon Sell	21.23%	31.78%	A	21
2025/02/12	109.140	No Trade	No Trade	100.00%	90	Research	170	96	Research Defon Sell	25.48%	38.34%	AA	25
2025/02/13	104.810	No Trade	No Trade	80.66%	75	Research	170	92	Research Defon Sell	20.55%	31.44%	A	28
2025/02/14	103.500	No Trade	No Trade	74.94%	50	Research	170	0	Absolutely no Trade	19.09%	27.65%	B	28
2025/02/17	103.500	Sell_Panda_ST	No Trade	75.52%	50	Research	170	0	Absolutely no Trade	19.24%	25.73%	B	28
2025/02/18	104.630	Sell_Panda_ST	No Trade	80.83%	75	Research	170	92	Research Defon Sell	20.60%	29.65%	A	26



S  
e  
|  
|

VRSN.NAS

Verisign

Technology

IT Services

New York

Follow the " 3day to 5day waiting period " before entering the trade : understand the Graph, Trend and Variables

Price

Price

Individual Instrument

Individual Instrument

Individual Instrument

Market Cap : (B)

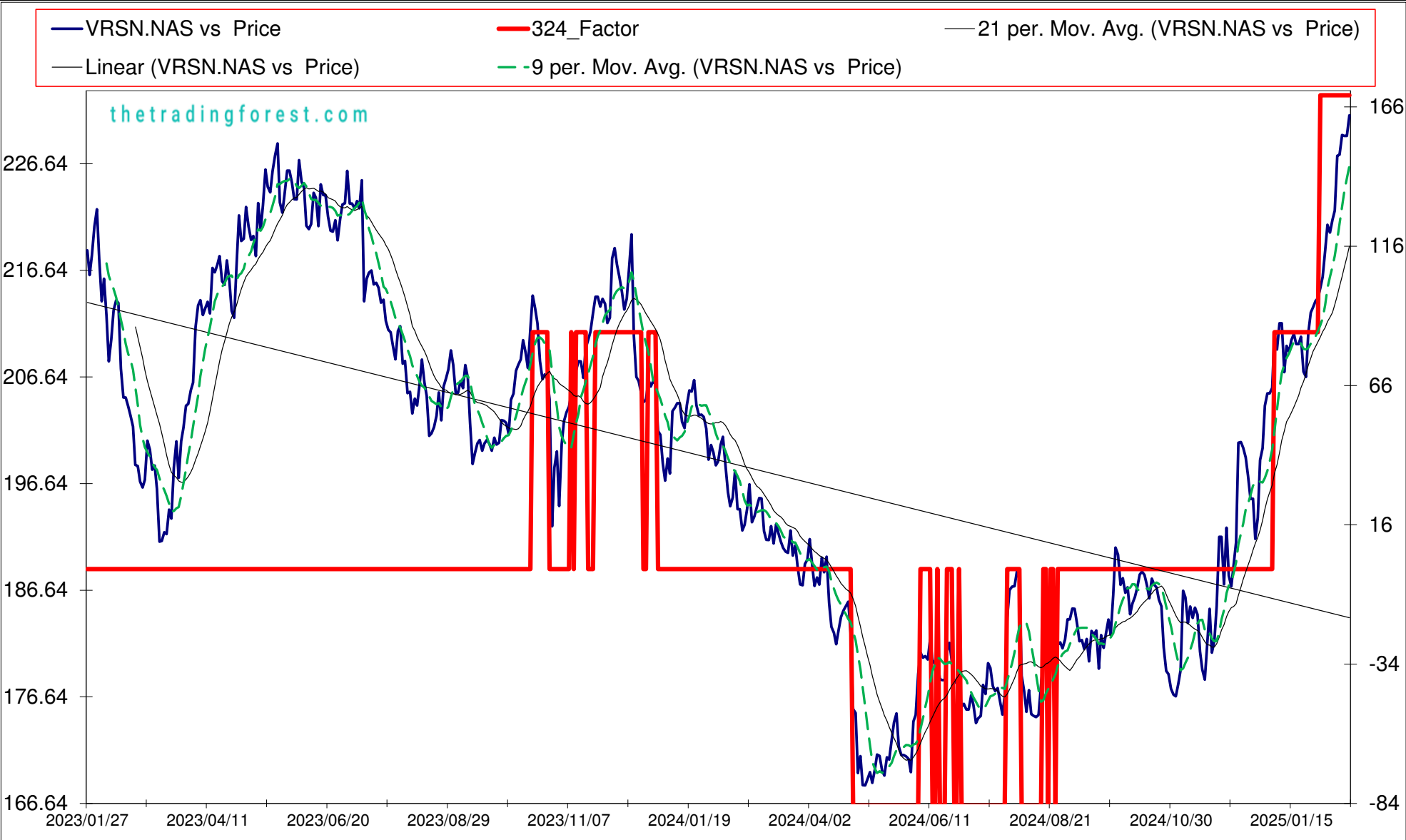
17 372

Plan your enrty levels. Focus on the process not the outcome. Expect further short-term deviation from the trade signal. "Patience"

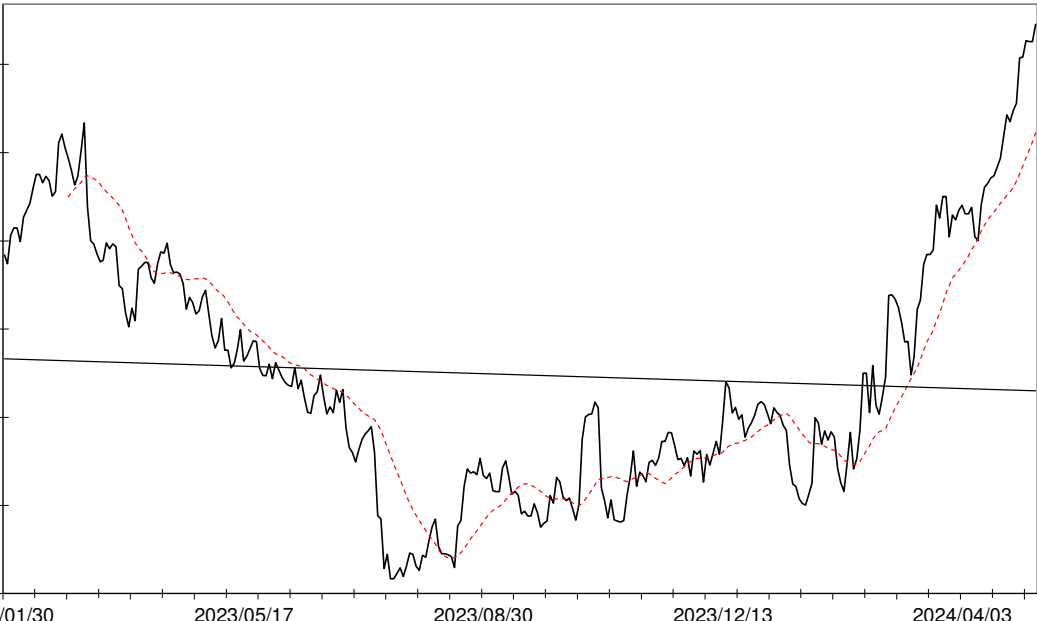
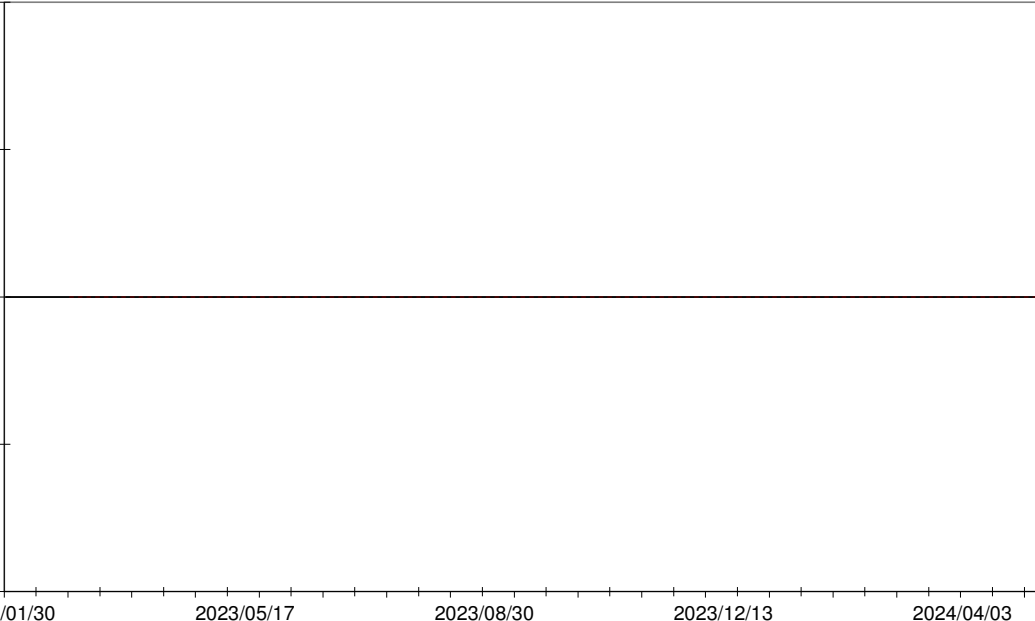
Market Cap : (B)

0

-1.416														-4.249		3.001	
Date	Price or Relative Price	Short_Term_ Radar	Medium_ Term_Radar	Caterpillar_ %	Wise_ Owl(Rnk)	324_Factor	Factor_324	Defcon _Index	Defcon _Index_Trade	Margin of Safety	75_Day_Mom	Trade_Rating (Guidance)	Trendsum				
2024/12/18	191.440	Sell_Panda_ST	No Trade	4.91%	0	Absolutely No	0	89	Research Defon Sell	0.69%	4.36%	C	12				
2024/12/19	193.440	No Trade	No Trade	12.44%	0	Absolutely No	0	90	Research Defon Sell	1.74%	6.38%	C	9				
2024/12/20	198.840	No Trade	No Trade	32.72%	0	Absolutely No	0	92	Research Defon Sell	4.59%	9.28%	C	5				
2024/12/23	199.960	No Trade	No Trade	37.01%	0	Absolutely No	0	93	Research Defon Sell	5.19%	10.40%	C	3				
2024/12/27	203.950	No Trade	No Trade	52.10%	0	Absolutely No	0	94	Research Defon Sell	7.31%	12.02%	C	3				
2024/12/30	205.100	No Trade	No Trade	56.50%	0	Absolutely No	0	94	Research Defon Sell	7.93%	13.96%	C	6				
2025/01/02	205.100	No Trade	No Trade	56.59%	0	Absolutely No	0	94	Research Defon Sell	7.94%	12.19%	C	10				
2025/01/03	205.620	No Trade	No Trade	58.58%	0	Absolutely No	0	94	Research Defon Sell	8.22%	12.69%	C	15				
2025/01/06	210.680	No Trade	No Trade	77.66%	50	Research	85	96	Research Defon Sell	10.89%	15.21%	B	20				
2025/01/07	209.220	No Trade	No Trade	72.21%	50	Research	85	95	Research Defon Sell	10.13%	16.71%	B	23				
2025/01/08	211.670	No Trade	No Trade	81.44%	50	Research	85	96	Research Defon Sell	11.42%	16.03%	B	25				
2025/01/09	211.670	No Trade	No Trade	81.47%	50	Research	85	96	Research Defon Sell	11.43%	16.80%	B	26				
2025/01/10	207.080	No Trade	No Trade	64.27%	50	Research	85	94	Research Defon Sell	9.02%	13.44%	C	24				
2025/01/13	209.560	No Trade	No Trade	73.68%	50	Research	85	95	Research Defon Sell	10.33%	13.97%	C	23				
2025/01/14	209.000	No Trade	No Trade	71.61%	50	Research	85	95	Research Defon Sell	10.04%	14.56%	C	20				
2025/01/15	210.100	No Trade	No Trade	75.77%	50	Research	85	95	Research Defon Sell	10.63%	12.84%	C	18				
2025/01/16	210.685	No Trade	No Trade	77.99%	50	Research	85	95	Research Defon Sell	10.94%	10.51%	C	16				
2025/01/17	209.720	No Trade	No Trade	74.40%	50	Research	85	95	Research Defon Sell	10.44%	10.40%	C	17				
2025/01/20	209.720	No Trade	No Trade	74.50%	50	Research	85	95	Research Defon Sell	10.45%	12.07%	C	17				
2025/01/21	210.420	No Trade	No Trade	77.16%	50	Research	85	95	Research Defon Sell	10.82%	12.07%	C	15				
2025/01/22	207.130	No Trade	No Trade	64.83%	30	Research	85	94	Research Defon Sell	9.09%	11.12%	C	11				
2025/01/23	206.650	No Trade	No Trade	63.06%	30	Research	85	94	Research Defon Sell	8.85%	10.57%	C	7				
2025/01/24	210.730	No Trade	No Trade	78.42%	50	Research	85	96	Research Defon Sell	11.00%	14.30%	C	6				
2025/01/27	212.690	No Trade	No Trade	85.87%	50	Research	85	96	Research Defon Sell	12.04%	14.73%	C	6				
2025/01/28	213.170	No Trade	No Trade	87.71%	50	Research	85	96	Research Defon Sell	12.30%	14.60%	C	6				
2025/01/29	213.780	No Trade	No Trade	90.03%	50	Research	85	96	Research Defon Sell	12.63%	14.41%	C	5				
2025/01/30	214.010	No Trade	No Trade	90.93%	50	Research	85	97	Research Defon Sell	12.75%	13.77%	C	7				
2025/01/31	215.000	No Trade	No Trade	94.68%	75	Research	170	97	Research Defon Sell	13.28%	14.12%	AA	10				
2025/02/03	216.020	No Trade	No Trade	98.61%	90	Research	170	97	Research Defon Sell	13.83%	14.86%	AA	14				
2025/02/04	218.500	No Trade	No Trade	100.00%	90	Research	170	98	Research Defon Sell	15.14%	16.81%	AAA	18				
2025/02/05	220.910	No Trade	No Trade	100.00%	90	Research	170	98	Research Defon Sell	16.42%	18.85%	AAA	21				
2025/02/06	220.180	No Trade	No Trade	97.69%	90	Research	170	98	Research Defon Sell	16.04%	17.29%	AAA	24				
2025/02/07	221.390	No Trade	No Trade	100.00%	90	Research	170	98	Research Defon Sell	16.68%	18.28%	AAA	26				
2025/02/10	222.240	No Trade	No Trade	100.00%	90	Research	170	98	Research Defon Sell	17.14%	18.91%	AAA	27				
2025/02/11	227.380	No Trade	No Trade	100.00%	90	Research	170	100	Research Defon Sell	19.86%	22.41%	AAA	28				
2025/02/12	227.490	No Trade	No Trade	100.00%	90	Research	170	100	Research Defon Sell	19.92%	22.89%	AAA	29				
2025/02/13	229.340	No Trade	No Trade	100.00%	100	Research	170	100	Research Defon Sell	20.90%	26.53%	AAA	31				
2025/02/14	229.240	No Trade	No Trade	99.77%	100	Research	170	100	Research Defon Sell	20.85%	28.02%	AAA	32				
2025/02/17	229.240	No Trade	No Trade	99.84%	100	Research	170	100	Research Defon Sell	20.87%	28.23%	AAA	32				
2025/02/18	231.180	No Trade	No Trade	100.00%	100	Research	170	100	Research Defon Sell	21.89%	30.32%	AAA	34				



Date	9 day	9 vs 21 day	33 day
2024/12/30	Buy_9day	Buy 9 vs 21	Buy 33_Day
2025/01/02	Buy_9day	Buy 9 vs 21	Buy 33_Day
2025/01/03	Buy_9day	Buy 9 vs 21	Buy 33_Day
2025/01/06	Buy_9day	Buy 9 vs 21	Buy 33_Day
2025/01/07	Buy_9day	Buy 9 vs 21	Buy 33_Day
2025/01/08	Buy_9day	Buy 9 vs 21	Buy 33_Day
2025/01/09	Buy_9day	Buy 9 vs 21	Buy 33_Day
2025/01/10	Sell_9day	Buy 9 vs 21	Buy 33_Day
2025/01/13	Buy_9day	Buy 9 vs 21	Buy 33_Day
2025/01/14	Buy_9day	Buy 9 vs 21	Buy 33_Day
2025/01/15	Buy_9day	Buy 9 vs 21	Buy 33_Day
2025/01/16	Buy_9day	Buy 9 vs 21	Buy 33_Day
2025/01/17	Sell_9day	Buy 9 vs 21	Buy 33_Day
2025/01/20	Sell_9day	Buy 9 vs 21	Buy 33_Day
2025/01/21	Buy_9day	Buy 9 vs 21	Buy 33_Day
2025/01/22	Sell_9day	Buy 9 vs 21	Buy 33_Day
2025/01/23	Sell_9day	Buy 9 vs 21	Buy 33_Day
2025/01/24	Buy_9day	Buy 9 vs 21	Buy 33_Day
2025/01/27	Buy_9day	Buy 9 vs 21	Buy 33_Day
2025/01/28	Buy_9day	Buy 9 vs 21	Buy 33_Day
2025/01/29	Buy_9day	Buy 9 vs 21	Buy 33_Day
2025/01/30	Buy_9day	Buy 9 vs 21	Buy 33_Day
2025/01/31	Buy_9day	Buy 9 vs 21	Buy 33_Day
2025/02/03	Buy_9day	Buy 9 vs 21	Buy 33_Day
2025/02/04	Buy_9day	Buy 9 vs 21	Buy 33_Day
2025/02/05	Buy_9day	Buy 9 vs 21	Buy 33_Day
2025/02/06	Buy_9day	Buy 9 vs 21	Buy 33_Day
2025/02/07	Buy_9day	Buy 9 vs 21	Buy 33_Day
2025/02/10	Buy_9day	Buy 9 vs 21	Buy 33_Day
2025/02/11	Buy_9day	Buy 9 vs 21	Buy 33_Day
2025/02/12	Buy_9day	Buy 9 vs 21	Buy 33_Day
2025/02/13	Buy_9day	Buy 9 vs 21	Buy 33_Day
2025/02/14	Buy_9day	Buy 9 vs 21	Buy 33_Day
2025/02/17	Buy_9day	Buy 9 vs 21	Buy 33_Day
2025/02/18	Buy_9day	Buy 9 vs 21	Buy 33_Day

Strategy Universe	NYSE	Ascendant guidance	Trade	Strategy_Open Date	2025/02/14	Caterpillar Guidance	Trade	
<div><div><div><div>VRSN.NAS</div><div>21 per. Mov. Avg. (VRSN.NAS)</div><div>Linear (VRSN.NAS)</div></div></div><div><div><div>Price</div><div>21 per. Mov. Avg. (Price)</div><div>Linear (Price)</div></div></div></div>							(+) : Mom Days	56
							(-) : Mom Days	0
							Guided : Factor	33 day
							324_Buy Guidance	0.0%
							324_Sell Guidance	100.0%
							Mom_75 (days)	30.3%
							9 vs 21 day	3.44%
							Price vs 9 day	2.11%



S  
e  
l  
l

FGT.LSE

Follow the " 3day to 5day waiting period " before entering the trade : understand the Graph, Trend and Variables

Finsbury Growth & Income Trust

Financials

Financial Services

United Kingdom

Market Cap : (B)

1 461

Price

Price

Individual Instrument

Individual Instrument

Individual Instrument

Market Cap : (B)

0

Plan your enrty levels. Focus on the process not the outcome. Expect further short-term deviation from the trade signal. "Patience"

-2.488														19.109		-7.680	
Date	Price or Relative Price	Short_Term_ Radar	Medium_ Term_Radar	Caterpillar_ %	Wise_ Owl(Rnk)	324_Factor	Factor_324	Defcon _Index	Defcon _Index_Trade	Margin of Safety	75_Day_Mom	Trade_Rating (Guidance)	Trendsum				
2024/12/18	895.000	No Trade	No Trade	14.79%	0	Absolutely No	0	98	Research Defon Sell	1.32%	6.04%	C	25				
2024/12/19	888.000	Sell_Panda_ST	Sell_Panda_ST	5.75%	0	Absolutely No	0	98	Research Defon Sell	0.51%	5.71%	C	21				
2024/12/20	890.000	Sell_Panda_ST	No Trade	8.79%	0	Absolutely No	0	98	Research Defon Sell	0.72%	4.83%	C	17				
2024/12/23	888.000	Sell_Panda_ST	Sell_Panda_ST	5.36%	0	Absolutely No	0	98	Research Defon Sell	0.44%	4.47%	C	14				
2024/12/27	897.000	No Trade	No Trade	16.86%	0	Absolutely No	0	99	Research Defon Sell	1.38%	5.90%	C	13				
2024/12/30	895.000	No Trade	No Trade	15.58%	0	Absolutely No	0	98	Research Defon Sell	1.10%	4.68%	C	10				
2025/01/02	906.000	No Trade	No Trade	34.25%	0	Absolutely No	0	99	Research Defon Sell	2.29%	5.47%	C	9				
2025/01/03	899.000	No Trade	No Trade	26.87%	0	Absolutely No	0	98	Research Defon Sell	1.48%	5.02%	C	8				
2025/01/06	895.000	No Trade	No Trade	18.14%	0	Absolutely No	0	98	Research Defon Sell	0.97%	4.19%	C	7				
2025/01/07	897.000	No Trade	No Trade	23.35%	0	Absolutely No	0	98	Research Defon Sell	1.18%	5.41%	C	7				
2025/01/08	898.000	No Trade	No Trade	25.22%	0	Absolutely No	0	98	Research Defon Sell	1.27%	4.18%	C	5				
2025/01/09	906.000	No Trade	No Trade	42.71%	0	Absolutely No	0	99	Research Defon Sell	2.16%	6.34%	C	5				
2025/01/10	896.000	No Trade	No Trade	23.36%	0	Absolutely No	0	98	Research Defon Sell	1.01%	5.04%	C	3				
2025/01/13	893.000	No Trade	No Trade	14.27%	0	Absolutely No	0	98	Research Defon Sell	0.62%	4.94%	C	-1				
2025/01/14	894.000	No Trade	No Trade	16.45%	0	Absolutely No	0	98	Research Defon Sell	0.71%	4.56%	C	-5				
2025/01/15	897.000	No Trade	No Trade	23.83%	0	Absolutely No	0	98	Research Defon Sell	1.03%	4.30%	C	-10				
2025/01/16	911.000	No Trade	No Trade	59.83%	0	Absolutely No	0	99	Research Defon Sell	2.59%	4.47%	C	-10				
2025/01/17	927.000	No Trade	No Trade	100.00%	30	Absolutely No	0	100	Research Defon Sell	4.37%	7.67%	C	-8				
2025/01/20	925.000	No Trade	No Trade	93.55%	30	Absolutely No	0	100	Research Defon Sell	4.09%	7.68%	C	-4				
2025/01/21	931.000	No Trade	No Trade	100.00%	30	Absolutely No	0	100	Research Defon Sell	4.75%	8.76%	C	0				
2025/01/22	933.000	No Trade	No Trade	100.00%	30	Absolutely No	0	100	Research Defon Sell	4.95%	10.02%	C	2				
2025/01/23	935.000	No Trade	No Trade	100.00%	30	Absolutely No	0	100	Research Defon Sell	5.16%	10.65%	C	3				
2025/01/24	937.000	No Trade	No Trade	100.00%	30	Absolutely No	0	100	Research Defon Sell	5.36%	11.02%	C	6				
2025/01/27	940.000	No Trade	No Trade	100.00%	30	Absolutely No	0	100	Research Defon Sell	5.64%	12.57%	C	9				
2025/01/28	946.000	No Trade	No Trade	100.00%	50	Research	85	100	Research Defon Sell	6.30%	12.75%	C	12				
2025/01/29	947.000	No Trade	No Trade	100.00%	50	Research	85	100	Research Defon Sell	6.39%	13.28%	C	14				
2025/01/30	958.000	No Trade	No Trade	100.00%	50	Research	85	100	Research Defon Sell	7.61%	14.73%	C	17				
2025/01/31	962.000	No Trade	No Trade	100.00%	50	Research	85	100	Research Defon Sell	8.04%	14.80%	C	21				
2025/02/03	954.000	No Trade	No Trade	88.09%	50	Research	85	99	Research Defon Sell	7.08%	13.57%	C	25				
2025/02/04	956.000	No Trade	No Trade	90.64%	50	Research	85	99	Research Defon Sell	7.29%	13.14%	C	28				
2025/02/05	956.000	No Trade	No Trade	90.40%	50	Research	85	99	Research Defon Sell	7.27%	11.68%	C	30				
2025/02/06	961.000	No Trade	No Trade	97.14%	50	Research	85	100	Research Defon Sell	7.81%	11.74%	C	29				
2025/02/07	953.000	No Trade	No Trade	85.73%	50	Research	85	99	Research Defon Sell	6.89%	11.99%	C	28				
2025/02/10	952.000	Sell_Panda_ST	No Trade	83.61%	50	Research	85	99	Research Defon Sell	6.72%	12.13%	C	24				
2025/02/11	953.000	Sell_Panda_ST	No Trade	84.76%	50	Research	85	99	Research Defon Sell	6.81%	13.05%	C	18				
2025/02/12	952.000	Sell_Panda_ST	No Trade	83.13%	50	Research	85	99	Research Defon Sell	6.68%	11.35%	C	13				
2025/02/13	950.000	No Trade	No Trade	80.10%	75	Research	170	99	Research Defon Sell	6.44%	10.34%	AA	8				
2025/02/14	945.000	No Trade	No Trade	72.89%	0	Absolutely No	0	98	Research Defon Sell	5.86%	10.01%	C	4				
2025/02/17	942.000	No Trade	No Trade	67.99%	0	Absolutely No	0	98	Research Defon Sell	5.46%	11.22%	C	1				
2025/02/18	941.000	No Trade	No Trade	66.36%	0	Absolutely No	0	98	Research Defon Sell	5.33%	11.89%	C	-1				



Date	9 day	9 vs 21 day	33 day
2024/12/30	Buy_9day	Buy 9 vs 21	Buy 33_Day
2025/01/02	Buy_9day	Buy 9 vs 21	Buy 33_Day
2025/01/03	Buy_9day	Buy 9 vs 21	Buy 33_Day
2025/01/06	Buy_9day	Buy 9 vs 21	Buy 33_Day
2025/01/07	Buy_9day	Buy 9 vs 21	Buy 33_Day
2025/01/08	Buy_9day	Buy 9 vs 21	Buy 33_Day
2025/01/09	Buy_9day	Buy 9 vs 21	Buy 33_Day
2025/01/10	Sell_9day	Buy 9 vs 21	Buy 33_Day
2025/01/13	Sell_9day	Buy 9 vs 21	Buy 33_Day
2025/01/14	Sell_9day	Buy 9 vs 21	Buy 33_Day
2025/01/15	Sell_9day	Buy 9 vs 21	Buy 33_Day
2025/01/16	Buy_9day	Buy 9 vs 21	Buy 33_Day
2025/01/17	Buy_9day	Buy 9 vs 21	Buy 33_Day
2025/01/20	Buy_9day	Buy 9 vs 21	Buy 33_Day
2025/01/21	Buy_9day	Buy 9 vs 21	Buy 33_Day
2025/01/22	Buy_9day	Buy 9 vs 21	Buy 33_Day
2025/01/23	Buy_9day	Buy 9 vs 21	Buy 33_Day
2025/01/24	Buy_9day	Buy 9 vs 21	Buy 33_Day
2025/01/27	Buy_9day	Buy 9 vs 21	Buy 33_Day
2025/01/28	Buy_9day	Buy 9 vs 21	Buy 33_Day
2025/01/29	Buy_9day	Buy 9 vs 21	Buy 33_Day
2025/01/30	Buy_9day	Buy 9 vs 21	Buy 33_Day
2025/01/31	Buy_9day	Buy 9 vs 21	Buy 33_Day
2025/02/03	Buy_9day	Buy 9 vs 21	Buy 33_Day
2025/02/04	Buy_9day	Buy 9 vs 21	Buy 33_Day
2025/02/05	Buy_9day	Buy 9 vs 21	Buy 33_Day
2025/02/06	Buy_9day	Buy 9 vs 21	Buy 33_Day
2025/02/07	Sell_9day	Buy 9 vs 21	Buy 33_Day
2025/02/10	Sell_9day	Buy 9 vs 21	Buy 33_Day
2025/02/11	Sell_9day	Buy 9 vs 21	Buy 33_Day
2025/02/12	Sell_9day	Buy 9 vs 21	Buy 33_Day
2025/02/13	Sell_9day	Buy 9 vs 21	Buy 33_Day
2025/02/14	Sell_9day	Buy 9 vs 21	Buy 33_Day
2025/02/17	Sell_9day	Buy 9 vs 21	Buy 33_Day
2025/02/18	Sell_9day	Buy 9 vs 21	Buy 33_Day

Strategy Universe		United Kingdom		Ascendant guidance		Trade	Strategy_Open Date	2025/02/14	Caterpillar Guidance	Trade		
<div><div><div>— FGT.LSE</div><div>----- 21 per. Mov. Avg. (FGT.LSE)</div><div>— Linear (FGT.LSE)</div></div><div><div>— Price</div><div>----- 21 per. Mov. Avg. (Price)</div><div>— Linear (Price)</div></div></div>											<div>(+) : Mom Days</div> <div>64</div>	
											<div>(-) : Mom Days</div> <div>0</div>	
											<div>Guided : Factor</div> <div>33 day</div>	
											<div>324_Buy Guidance</div> <div>0.0%</div>	
											<div>324_Sell Guidance</div> <div>97.8%</div>	
											<div>Mom_75 (days)</div> <div>11.9%</div>	
											<div>9 vs 21 day</div> <div>0.22%</div>	
											<div>Price vs 9 day</div> <div>-0.94%</div>	

S  
e  
|  
|

SGE.LSE

Sage Group Plc

Information Technology

Software & Computer Services

United Kingdom

Market Cap : (B)

12 813

Price

Price

Individual Instrument

Individual Instrument

Individual Instrument

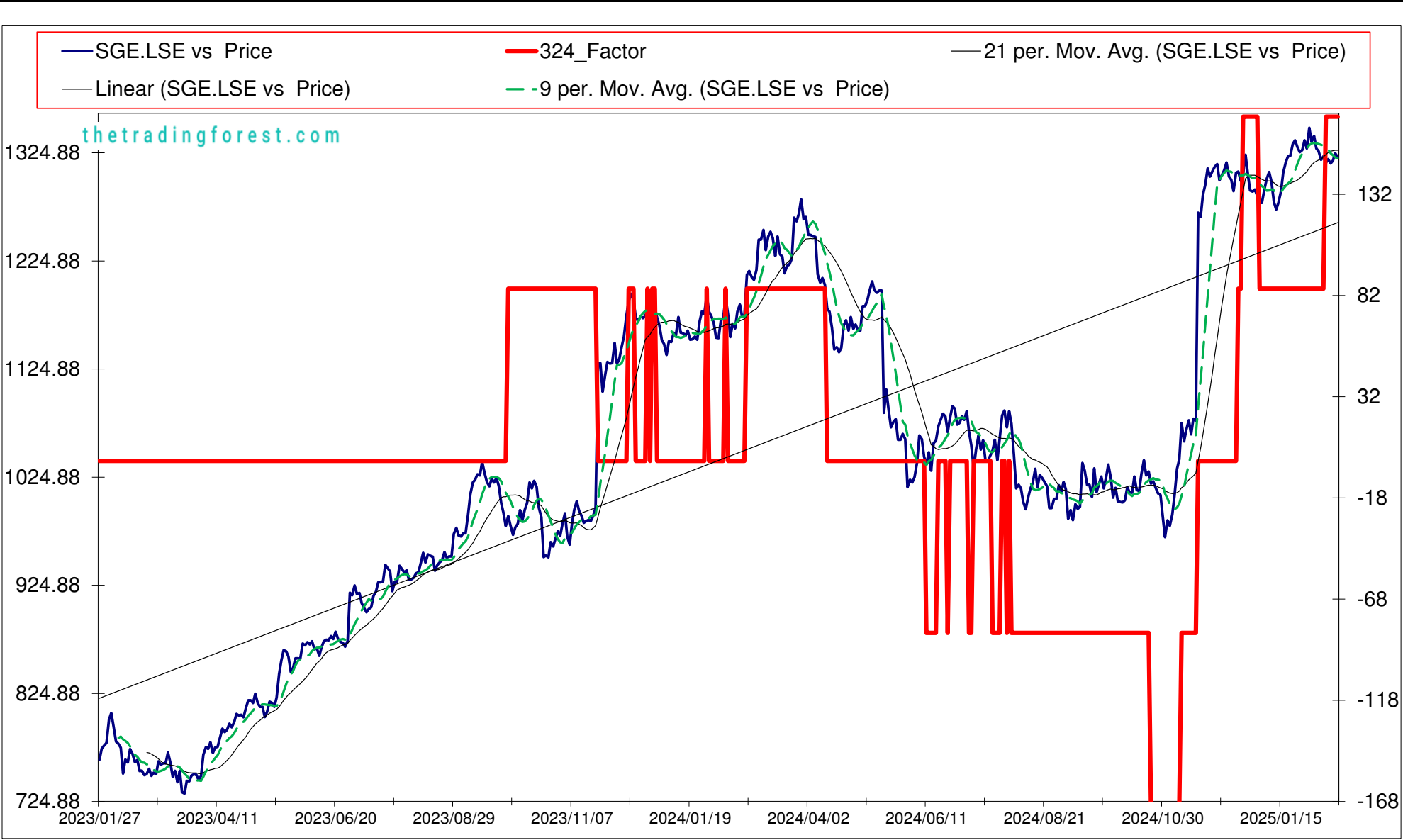
Market Cap : (B)

0

Follow the " 3day to 5day waiting period " before entering the trade : understand the Graph, Trend and Variables

Plan your enrty levels. Focus on the process not the outcome. Expect further short-term deviation from the trade signal. "Patience"

-2.653										13.590		-5.123	
Date	Price or Relative Price	Short_Term_ Radar	Medium_ Term_Radar	Caterpillar_ %	Wise_ Owl(Rnk)	324_Factor	Factor_324	Defcon _Index	Defcon _Index_Trade	Margin of Safety	75_Day_Mom	Trade_Rating (Guidance)	Trendsum
2024/12/18	1 323.000	No Trade	No Trade	97.79%	90	Research	170	100	Research Defon Sell	13.47%	33.05%	AAA	18
2024/12/19	1 305.500	No Trade	No Trade	86.79%	90	Research	170	99	Research Defon Sell	11.96%	32.51%	AAA	18
2024/12/20	1 290.000	No Trade	No Trade	77.04%	75	Research	170	98	Research Defon Sell	10.61%	29.03%	AA	16
2024/12/23	1 289.000	Sell_Panda_ST	Sell_Panda_ST	76.12%	75	Research	170	97	Research Defon Sell	10.49%	29.47%	AA	14
2024/12/27	1 291.000	No Trade	No Trade	76.96%	75	Research	170	98	Research Defon Sell	10.60%	29.44%	AA	10
2024/12/30	1 285.000	No Trade	No Trade	72.93%	60	Research	170	97	Research Defon Sell	10.05%	23.80%	AA	6
2025/01/02	1 279.000	No Trade	No Trade	68.90%	50	Research	85	97	Research Defon Sell	9.49%	24.05%	B	1
2025/01/03	1 278.500	No Trade	No Trade	68.49%	50	Research	85	97	Research Defon Sell	9.43%	25.65%	B	-4
2025/01/06	1 291.000	No Trade	No Trade	75.95%	50	Research	85	98	Research Defon Sell	10.46%	26.82%	B	-8
2025/01/07	1 300.500	No Trade	No Trade	81.75%	50	Research	85	98	Research Defon Sell	11.26%	29.21%	B	-12
2025/01/08	1 307.000	No Trade	No Trade	85.69%	50	Research	85	99	Research Defon Sell	11.80%	26.52%	B	-13
2025/01/09	1 298.500	No Trade	No Trade	80.31%	50	Research	85	98	Research Defon Sell	11.06%	28.44%	B	-11
2025/01/10	1 279.500	No Trade	No Trade	68.41%	50	Research	85	97	Research Defon Sell	9.42%	25.63%	B	-9
2025/01/13	1 272.500	No Trade	No Trade	63.77%	50	Research	85	96	Research Defon Sell	8.78%	24.09%	B	-9
2025/01/14	1 278.849	No Trade	No Trade	67.61%	50	Research	85	97	Research Defon Sell	9.31%	26.06%	B	-11
2025/01/15	1 289.000	No Trade	No Trade	73.81%	50	Research	85	97	Research Defon Sell	10.17%	25.82%	B	-15
2025/01/16	1 306.500	No Trade	No Trade	84.56%	50	Research	85	99	Research Defon Sell	11.65%	26.05%	B	-17
2025/01/17	1 316.000	No Trade	No Trade	90.35%	50	Research	85	99	Research Defon Sell	12.45%	28.45%	A	-16
2025/01/20	1 321.500	No Trade	No Trade	93.46%	50	Research	85	100	Research Defon Sell	12.87%	31.36%	A	-13
2025/01/21	1 322.000	No Trade	No Trade	93.66%	50	Research	85	100	Research Defon Sell	12.90%	30.25%	A	-11
2025/01/22	1 333.000	No Trade	No Trade	100.00%	50	Research	85	100	Research Defon Sell	13.83%	32.97%	A	-8
2025/01/23	1 336.500	No Trade	No Trade	100.00%	50	Research	85	100	Research Defon Sell	14.11%	33.38%	A	-2
2025/01/24	1 330.000	No Trade	No Trade	95.97%	50	Research	85	100	Research Defon Sell	13.54%	32.80%	A	4
2025/01/27	1 325.500	No Trade	No Trade	92.94%	50	Research	85	99	Research Defon Sell	13.12%	32.09%	A	9
2025/01/28	1 327.500	No Trade	No Trade	94.05%	50	Research	85	99	Research Defon Sell	13.27%	30.72%	A	13
2025/01/29	1 336.500	No Trade	No Trade	99.39%	50	Research	85	100	Research Defon Sell	14.03%	32.26%	A	10
2025/01/30	1 329.000	No Trade	No Trade	94.76%	50	Research	85	99	Research Defon Sell	13.37%	31.52%	A	9
2025/01/31	1 348.000	No Trade	No Trade	100.00%	50	Research	85	100	Research Defon Sell	14.98%	31.45%	A	9
2025/02/03	1 335.000	No Trade	No Trade	92.31%	50	Research	85	99	Research Defon Sell	13.83%	31.79%	A	11
2025/02/04	1 340.500	No Trade	No Trade	95.35%	50	Research	85	99	Research Defon Sell	14.28%	32.46%	A	14
2025/02/05	1 329.000	No Trade	No Trade	88.71%	50	Research	85	99	Research Defon Sell	13.29%	29.28%	B	16
2025/02/06	1 326.500	Sell_Panda_ST	No Trade	87.19%	50	Research	85	98	Research Defon Sell	13.06%	27.49%	B	16
2025/02/07	1 318.500	Sell_Panda_ST	Sell_Panda_ST	82.55%	50	Research	85	98	Research Defon Sell	12.37%	28.45%	B	14
2025/02/10	1 321.500	Sell_Panda_ST	No Trade	83.97%	50	Research	85	98	Research Defon Sell	12.58%	28.30%	B	12
2025/02/11	1 315.500	No Trade	No Trade	80.46%	75	Research	170	98	Research Defon Sell	12.05%	29.10%	AA	10
2025/02/12	1 319.000	No Trade	No Trade	82.36%	75	Research	170	98	Research Defon Sell	12.34%	29.19%	AA	5
2025/02/13	1 315.000	No Trade	No Trade	79.99%	75	Research	170	98	Research Defon Sell	11.98%	29.56%	AA	0
2025/02/14	1 317.500	No Trade	No Trade	81.32%	75	Research	170	98	Research Defon Sell	12.18%	30.45%	AA	-6
2025/02/17	1 324.500	No Trade	No Trade	85.02%	75	Research	170	98	Research Defon Sell	12.74%	31.33%	AA	-9
2025/02/18	1 321.000	No Trade	No Trade	82.94%	75	Research	170	98	Research Defon Sell	12.42%	33.62%	AA	-9



Date	9 day	9 vs 21 day	33 day
2024/12/30	Sell_9day	Sell 9 vs 21	Buy 33_Day
2025/01/02	Sell_9day	Sell 9 vs 21	Buy 33_Day
2025/01/03	Sell_9day	Sell 9 vs 21	Buy 33_Day
2025/01/06	Sell_9day	Sell 9 vs 21	Buy 33_Day
2025/01/07	Buy_9day	Sell 9 vs 21	Buy 33_Day
2025/01/08	Buy_9day	Sell 9 vs 21	Buy 33_Day
2025/01/09	Buy_9day	Sell 9 vs 21	Buy 33_Day
2025/01/10	Sell_9day	Sell 9 vs 21	Sell 33_Day
2025/01/13	Sell_9day	Sell 9 vs 21	Sell 33_Day
2025/01/14	Sell_9day	Sell 9 vs 21	Sell 33_Day
2025/01/15	Buy_9day	Sell 9 vs 21	Sell 33_Day
2025/01/16	Buy_9day	Sell 9 vs 21	Buy 33_Day
2025/01/17	Buy_9day	Sell 9 vs 21	Buy 33_Day
2025/01/20	Buy_9day	Buy 9 vs 21	Buy 33_Day
2025/01/21	Buy_9day	Buy 9 vs 21	Buy 33_Day
2025/01/22	Buy_9day	Buy 9 vs 21	Buy 33_Day
2025/01/23	Buy_9day	Buy 9 vs 21	Buy 33_Day
2025/01/24	Buy_9day	Buy 9 vs 21	Buy 33_Day
2025/01/27	Buy_9day	Buy 9 vs 21	Buy 33_Day
2025/01/28	Buy_9day	Buy 9 vs 21	Buy 33_Day
2025/01/29	Buy_9day	Buy 9 vs 21	Buy 33_Day
2025/01/30	Sell_9day	Buy 9 vs 21	Buy 33_Day
2025/01/31	Buy_9day	Buy 9 vs 21	Buy 33_Day
2025/02/03	Buy_9day	Buy 9 vs 21	Buy 33_Day
2025/02/04	Buy_9day	Buy 9 vs 21	Buy 33_Day
2025/02/05	Sell_9day	Buy 9 vs 21	Buy 33_Day
2025/02/06	Sell_9day	Buy 9 vs 21	Buy 33_Day
2025/02/07	Sell_9day	Buy 9 vs 21	Buy 33_Day
2025/02/10	Sell_9day	Buy 9 vs 21	Buy 33_Day
2025/02/11	Sell_9day	Buy 9 vs 21	Buy 33_Day
2025/02/12	Sell_9day	Buy 9 vs 21	Buy 33_Day
2025/02/13	Sell_9day	Sell 9 vs 21	Buy 33_Day
2025/02/14	Sell_9day	Sell 9 vs 21	Buy 33_Day
2025/02/17	Buy_9day	Sell 9 vs 21	Buy 33_Day
2025/02/18	Buy_9day	Sell 9 vs 21	Buy 33_Day

Strategy UniverseUnited KingdomAscendant guidanceTradeStrategy\_Open Date2025/02/14Caterpillar Guidance

SGE.LSE21 per. Mov. Avg. (SGE.LSE)Linear (SGE.LSE)

Price21 per. Mov. Avg. (Price)Linear (Price)

(+) : Mom Days64

(-) : Mom Days0

Guided : Factor33 day

324\_Buy Guidance0.0%

324\_Sell Guidance98.0%

Mom\_75 (days)33.6%

9 vs 21 day-0.55%

Price vs 9 day0.08%



DLG.LSE

Direct Line Insurance Group Plc

Financials

Nonlife Insurance

United Kingdom

Market Cap : (B)2 055

Follow the " 3day to 5day waiting period " before entering the trade : understand the Graph, Trend and Variables

Price

Price

Individual Instrument

Individual Instrument

Individual Instrument

Market Cap : (B)0

Plan your enrty levels. Focus on the process not the outcome. Expect further short-term deviation from the trade signal. "Patience"

-2.286						73.180						-32.019	
Date	Price or Relative Price	Short_Term_ Radar	Medium_ Term_Radar	Caterpillar_ %	Wise_ Owl(Rnk)	324_Factor	Factor_324	Defcon _Index	Defcon _Index_Trade	Margin of Safety	75_Day_Mom	Trade_Rating (Guidance)	Trendsum
2024/12/18	243.000	Sell_Panda_ST	No Trade	54.34%	0	Absolutely No	0	98	Research Defon Sell	12.21%	28.78%	C	13
2024/12/19	242.400	No Trade	No Trade	52.85%	0	Absolutely No	0	97	Research Defon Sell	11.87%	31.67%	C	9
2024/12/20	243.200	No Trade	No Trade	54.23%	0	Absolutely No	0	98	Research Defon Sell	12.18%	34.36%	C	5
2024/12/23	252.400	No Trade	No Trade	72.30%	0	Absolutely No	0	100	Research Defon Sell	16.24%	37.92%	C	5
2024/12/27	254.200	No Trade	No Trade	74.89%	0	Absolutely No	0	100	Research Defon Sell	16.82%	42.25%	C	5
2024/12/30	253.200	No Trade	No Trade	72.03%	50	Research	85	100	Research Defon Sell	16.18%	43.13%	A	6
2025/01/02	256.000	No Trade	No Trade	76.92%	50	Research	85	100	Research Defon Sell	17.28%	43.02%	A	9
2025/01/03	256.000	No Trade	No Trade	76.65%	50	Research	85	100	Research Defon Sell	17.22%	45.12%	A	12
2025/01/06	259.200	No Trade	No Trade	82.34%	50	Research	85	100	Research Defon Sell	18.50%	47.19%	A	15
2025/01/07	258.600	No Trade	No Trade	80.85%	50	Research	85	100	Research Defon Sell	18.16%	47.27%	A	18
2025/01/08	256.400	No Trade	No Trade	76.10%	50	Research	85	99	Research Defon Sell	17.09%	43.88%	B	19
2025/01/09	257.800	No Trade	No Trade	78.67%	50	Research	85	99	Research Defon Sell	17.67%	44.67%	A	21
2025/01/10	255.000	No Trade	No Trade	72.71%	50	Research	85	98	Research Defon Sell	16.33%	42.70%	B	19
2025/01/13	254.200	Sell_Panda_ST	No Trade	70.28%	50	Research	85	98	Research Defon Sell	15.79%	42.65%	B	16
2025/01/14	254.800	No Trade	No Trade	71.23%	50	Research	85	98	Research Defon Sell	16.00%	42.43%	B	11
2025/01/15	260.000	No Trade	No Trade	81.49%	50	Research	85	100	Research Defon Sell	18.31%	40.39%	A	10
2025/01/16	261.800	No Trade	No Trade	84.86%	50	Research	85	100	Research Defon Sell	19.06%	40.53%	A	10
2025/01/17	261.800	No Trade	No Trade	84.58%	50	Research	85	100	Research Defon Sell	19.00%	39.78%	A	10
2025/01/20	261.600	No Trade	No Trade	83.35%	50	Research	85	100	Research Defon Sell	18.72%	40.80%	A	10
2025/01/21	261.800	No Trade	No Trade	83.48%	50	Research	85	100	Research Defon Sell	18.75%	43.14%	A	11
2025/01/22	267.000	No Trade	No Trade	93.70%	50	Research	85	100	Research Defon Sell	21.05%	46.70%	A	12
2025/01/23	267.000	No Trade	No Trade	93.42%	50	Research	85	100	Research Defon Sell	20.99%	45.98%	A	15
2025/01/24	266.000	No Trade	No Trade	91.13%	50	Research	85	100	Research Defon Sell	20.47%	47.12%	A	17
2025/01/27	265.800	No Trade	No Trade	89.89%	50	Research	85	100	Research Defon Sell	20.19%	48.33%	A	19
2025/01/28	265.000	No Trade	No Trade	88.01%	50	Research	85	99	Research Defon Sell	19.77%	46.33%	A	17
2025/01/29	267.400	No Trade	No Trade	92.56%	50	Research	85	100	Research Defon Sell	20.79%	46.36%	A	18
2025/01/30	268.400	No Trade	No Trade	94.29%	50	Research	85	100	Research Defon Sell	21.18%	48.37%	A	19
2025/01/31	267.800	No Trade	No Trade	92.80%	50	Research	85	100	Research Defon Sell	20.85%	49.19%	A	23
2025/02/03	265.400	No Trade	No Trade	87.16%	50	Research	85	99	Research Defon Sell	19.58%	46.23%	B	23
2025/02/04	265.400	Sell_Panda_ST	No Trade	86.88%	50	Research	85	99	Research Defon Sell	19.52%	51.14%	B	25
2025/02/05	265.800	Sell_Panda_ST	No Trade	87.41%	50	Research	85	99	Research Defon Sell	19.64%	47.50%	A	23
2025/02/06	268.800	No Trade	No Trade	93.14%	50	Research	85	100	Research Defon Sell	20.92%	49.17%	A	24
2025/02/07	268.200	No Trade	No Trade	91.66%	50	Research	85	100	Research Defon Sell	20.59%	51.27%	A	26
2025/02/10	266.200	No Trade	No Trade	86.84%	50	Research	85	99	Research Defon Sell	19.51%	52.90%	A	25
2025/02/11	264.600	Sell_Panda_ST	Sell_Panda_ST	83.37%	90	Research	170	98	Research Defon Sell	18.73%	53.48%	AAA	22
2025/02/12	264.800	Sell_Panda_ST	Sell_Panda_ST	83.50%	75	Research	170	99	Research Defon Sell	18.76%	54.85%	AA	17
2025/02/13	267.200	No Trade	No Trade	88.02%	90	Research	170	99	Research Defon Sell	19.77%	58.01%	AAA	11
2025/02/14	267.600	No Trade	No Trade	88.54%	75	Research	170	100	Research Defon Sell	19.89%	58.81%	AA	9
2025/02/17	268.200	No Trade	No Trade	88.91%	75	Research	170	100	Research Defon Sell	19.97%	61.37%	AA	8
2025/02/18	266.000	No Trade	No Trade	84.26%	75	Research	170	99	Research Defon Sell	18.93%	59.47%	AA	11



S  
e  
l  
l

CFR.SWX

Compagnie Financiere Richemont Sa

Consumer Discretionary

Personal & Household Goods

Switzerland

Market Cap : (B)63 613

Follow the " 3day to 5day waiting period " before entering the trade : understand the Graph, Trend and Variables

Price

Price

Individual Instrument

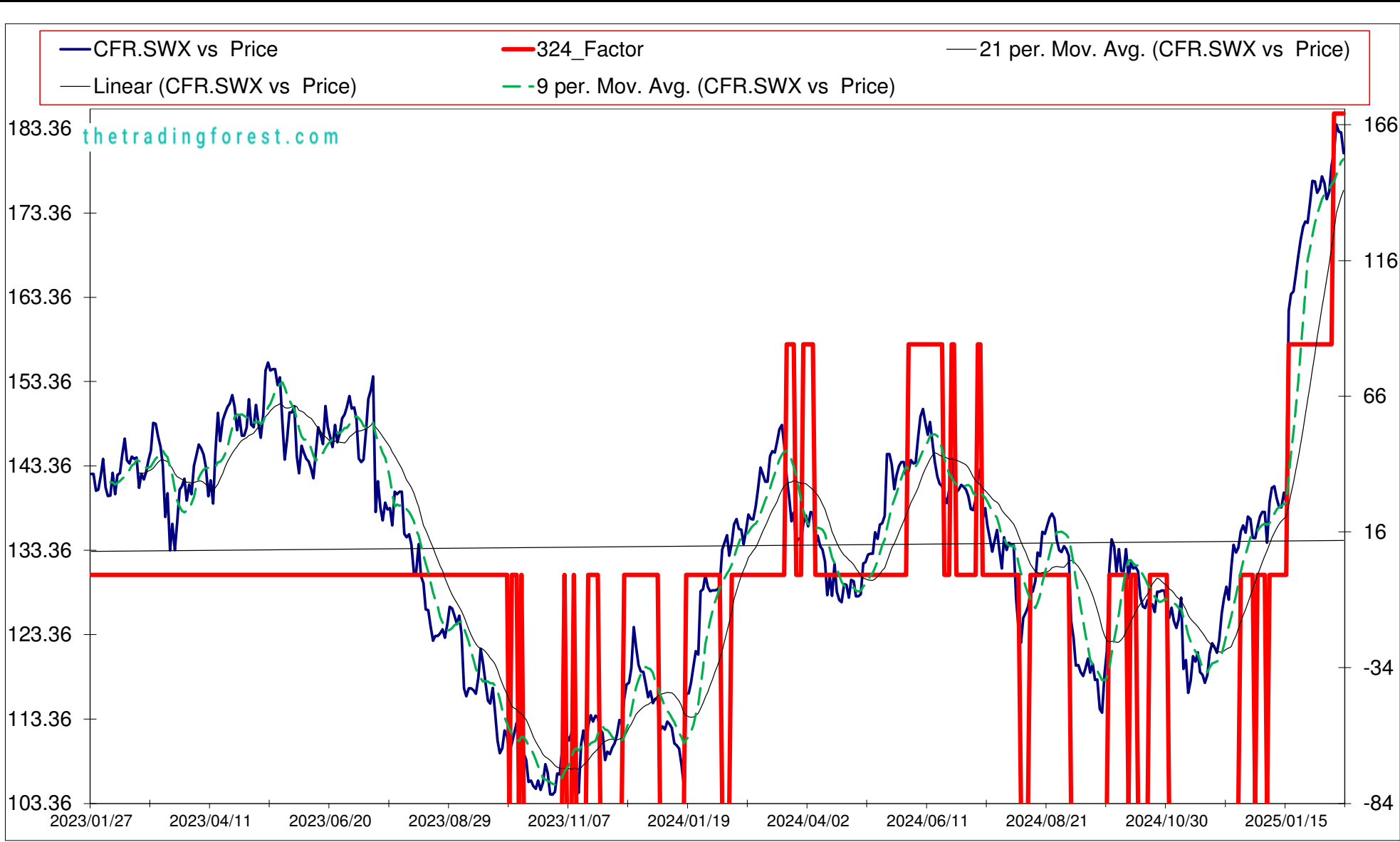
Individual Instrument

Individual Instrument

Market Cap : (B)0

Plan your enrty levels. Focus on the process not the outcome. Expect further short-term deviation from the trade signal. "Patience"

-2.312														49.305		-21.323	
Date	Price or Relative Price	Short_Term_ Radar	Medium_ Term_Radar	Caterpillar_ %	Wise_ Owl(Rnk)	324_Factor	Factor_324	Defcon _Index	Defcon _Index_Trade	Margin of Safety	75_Day_Mom	Trade_Rating (Guidance)	Trendsum				
2024/12/18	137.050	No Trade	No Trade	25.01%	0	Absolutely No	0	91	Research Defon Sell	-4.38%	11.47%	C	34				
2024/12/19	134.850	No Trade	No Trade	34.00%	0	Absolutely No	0	90	Research Defon Sell	-5.95%	12.66%	C	34				
2024/12/20	134.800	No Trade	No Trade	34.42%	50	Research	-85	90	Research Defon Sell	-6.03%	12.57%	C	35				
2024/12/23	136.100	No Trade	No Trade	29.92%	0	Absolutely No	0	90	Research Defon Sell	-5.24%	14.47%	C	33				
2024/12/27	137.350	No Trade	No Trade	25.86%	0	Absolutely No	0	91	Research Defon Sell	-4.53%	15.96%	C	30				
2024/12/30	137.900	No Trade	No Trade	24.36%	0	Absolutely No	0	92	Research Defon Sell	-4.27%	15.54%	C	28				
2025/01/02	137.900	No Trade	No Trade	25.04%	0	Absolutely No	0	92	Research Defon Sell	-4.38%	14.44%	C	26				
2025/01/03	134.250	No Trade	No Trade	39.71%	30	Research	-85	89	Research Defon Sell	-6.95%	12.96%	C	23				
2025/01/06	139.050	No Trade	No Trade	21.40%	0	Absolutely No	0	92	Research Defon Sell	-3.75%	16.02%	C	22				
2025/01/07	140.750	No Trade	No Trade	14.91%	0	Absolutely No	0	93	Research Defon Sell	-2.61%	19.28%	C	21				
2025/01/08	140.950	No Trade	No Trade	14.35%	0	Absolutely No	0	93	Research Defon Sell	-2.51%	19.40%	C	22				
2025/01/09	139.550	No Trade	No Trade	20.10%	0	Absolutely No	0	92	Research Defon Sell	-3.52%	21.82%	C	22				
2025/01/10	138.500	No Trade	No Trade	24.47%	0	Absolutely No	0	92	Research Defon Sell	-4.29%	21.38%	C	22				
2025/01/13	138.450	No Trade	No Trade	25.35%	0	Absolutely No	0	92	Research Defon Sell	-4.44%	16.59%	C	21				
2025/01/14	140.200	No Trade	No Trade	18.68%	0	Absolutely No	0	93	Research Defon Sell	-3.27%	15.49%	C	17				
2025/01/15	139.050	No Trade	No Trade	23.43%	0	Absolutely No	0	92	Research Defon Sell	-4.10%	6.02%	C	14				
2025/01/16	161.800	No Trade	No Trade	67.81%	50	Research	85	100	Research Defon Sell	11.54%	20.16%	A	14				
2025/01/17	163.750	No Trade	No Trade	75.44%	50	Research	85	100	Research Defon Sell	12.84%	22.38%	A	13				
2025/01/20	164.050	No Trade	No Trade	75.83%	50	Research	85	100	Research Defon Sell	12.90%	25.42%	A	15				
2025/01/21	166.000	No Trade	No Trade	83.44%	50	Research	85	100	Research Defon Sell	14.20%	24.34%	A	17				
2025/01/22	168.250	No Trade	No Trade	92.26%	50	Research	85	100	Research Defon Sell	15.70%	28.53%	A	18				
2025/01/23	170.100	No Trade	No Trade	99.45%	50	Research	85	100	Research Defon Sell	16.92%	30.00%	A	21				
2025/01/24	171.700	No Trade	No Trade	100.00%	50	Research	85	100	Research Defon Sell	17.97%	28.61%	A	24				
2025/01/27	172.350	No Trade	No Trade	100.00%	50	Research	85	100	Research Defon Sell	18.28%	32.53%	A	27				
2025/01/28	172.200	No Trade	No Trade	99.17%	50	Research	85	100	Research Defon Sell	18.12%	30.60%	A	29				
2025/01/29	174.650	No Trade	No Trade	100.00%	50	Research	85	100	Research Defon Sell	19.76%	33.12%	A	30				
2025/01/30	177.150	No Trade	No Trade	100.00%	60	Research	85	100	Research Defon Sell	21.42%	34.82%	A	31				
2025/01/31	177.100	No Trade	No Trade	99.61%	60	Research	85	100	Research Defon Sell	21.34%	35.35%	A	31				
2025/02/03	175.750	No Trade	No Trade	94.60%	60	Research	85	99	Research Defon Sell	20.26%	37.47%	A	31				
2025/02/04	176.300	No Trade	No Trade	96.13%	60	Research	85	100	Research Defon Sell	20.59%	39.15%	A	33				
2025/02/05	177.700	No Trade	No Trade	100.00%	60	Research	85	100	Research Defon Sell	21.50%	40.47%	A	34				
2025/02/06	176.900	No Trade	No Trade	97.23%	60	Research	85	100	Research Defon Sell	20.90%	38.80%	A	36				
2025/02/07	175.000	No Trade	No Trade	90.96%	60	Research	85	98	Research Defon Sell	19.55%	38.18%	B	36				
2025/02/10	175.900	Sell_Panda_ST	No Trade	93.13%	60	Research	85	99	Research Defon Sell	20.02%	38.56%	B	35				
2025/02/11	179.000	No Trade	No Trade	100.00%	60	Research	85	100	Research Defon Sell	22.09%	42.01%	A	33				
2025/02/12	180.550	No Trade	No Trade	100.00%	100	Research	170	100	Research Defon Sell	23.10%	40.56%	AAA	32				
2025/02/13	183.850	No Trade	No Trade	100.00%	100	Research	170	100	Research Defon Sell	25.29%	43.13%	AAA	31				
2025/02/14	183.000	No Trade	No Trade	97.51%	100	Research	170	100	Research Defon Sell	24.66%	42.30%	AAA	32				
2025/02/17	182.900	No Trade	No Trade	96.64%	100	Research	170	99	Research Defon Sell	24.44%	42.28%	AAA	32				
2025/02/18	180.450	No Trade	No Trade	89.85%	100	Research	170	98	Research Defon Sell	22.73%	42.37%	AAA	32				



Date	9 day	9 vs 21 day	33 day
2024/12/30	Buy_9day	Buy 9 vs 21	Buy 33_Day
2025/01/02	Buy_9day	Buy 9 vs 21	Buy 33_Day
2025/01/03	Sell_9day	Buy 9 vs 21	Buy 33_Day
2025/01/06	Buy_9day	Buy 9 vs 21	Buy 33_Day
2025/01/07	Buy_9day	Buy 9 vs 21	Buy 33_Day
2025/01/08	Buy_9day	Buy 9 vs 21	Buy 33_Day
2025/01/09	Buy_9day	Buy 9 vs 21	Buy 33_Day
2025/01/10	Buy_9day	Buy 9 vs 21	Buy 33_Day
2025/01/13	Sell_9day	Buy 9 vs 21	Buy 33_Day
2025/01/14	Buy_9day	Buy 9 vs 21	Buy 33_Day
2025/01/15	Buy_9day	Buy 9 vs 21	Buy 33_Day
2025/01/16	Buy_9day	Buy 9 vs 21	Buy 33_Day
2025/01/17	Buy_9day	Buy 9 vs 21	Buy 33_Day
2025/01/20	Buy_9day	Buy 9 vs 21	Buy 33_Day
2025/01/21	Buy_9day	Buy 9 vs 21	Buy 33_Day
2025/01/22	Buy_9day	Buy 9 vs 21	Buy 33_Day
2025/01/23	Buy_9day	Buy 9 vs 21	Buy 33_Day
2025/01/24	Buy_9day	Buy 9 vs 21	Buy 33_Day
2025/01/27	Buy_9day	Buy 9 vs 21	Buy 33_Day
2025/01/28	Buy_9day	Buy 9 vs 21	Buy 33_Day
2025/01/29	Buy_9day	Buy 9 vs 21	Buy 33_Day
2025/01/30	Buy_9day	Buy 9 vs 21	Buy 33_Day
2025/01/31	Buy_9day	Buy 9 vs 21	Buy 33_Day
2025/02/03	Buy_9day	Buy 9 vs 21	Buy 33_Day
2025/02/04	Buy_9day	Buy 9 vs 21	Buy 33_Day
2025/02/05	Buy_9day	Buy 9 vs 21	Buy 33_Day
2025/02/06	Buy_9day	Buy 9 vs 21	Buy 33_Day
2025/02/07	Sell_9day	Buy 9 vs 21	Buy 33_Day
2025/02/10	Sell_9day	Buy 9 vs 21	Buy 33_Day
2025/02/11	Buy_9day	Buy 9 vs 21	Buy 33_Day
2025/02/12	Buy_9day	Buy 9 vs 21	Buy 33_Day
2025/02/13	Buy_9day	Buy 9 vs 21	Buy 33_Day
2025/02/14	Buy_9day	Buy 9 vs 21	Buy 33_Day
2025/02/17	Buy_9day	Buy 9 vs 21	Buy 33_Day
2025/02/18	Buy_9day	Buy 9 vs 21	Buy 33_Day

Strategy Universe	Switzerland	Ascendant guidance	Trade	Strategy_Open Date	2025/02/14	Caterpillar Guidance	Trade
						(+) : Mom Days	45
						(-) : Mom Days	0
						Guided : Factor	33 day
						324_Buy Guidance	0.0%
						324_Sell Guidance	98.2%
						Mom_75 (days)	42.4%
						9 vs 21 day	2.10%
						Price vs 9 day	0.40%



S  
e  
|  
|

SGKN.SWX

St.Galler Kantonalbank Ag

Financials

Banks

Switzerland

Market Cap : (B)

2 511

Price

Price

Individual Instrument

Individual Instrument

Individual Instrument

Market Cap : (B)

0


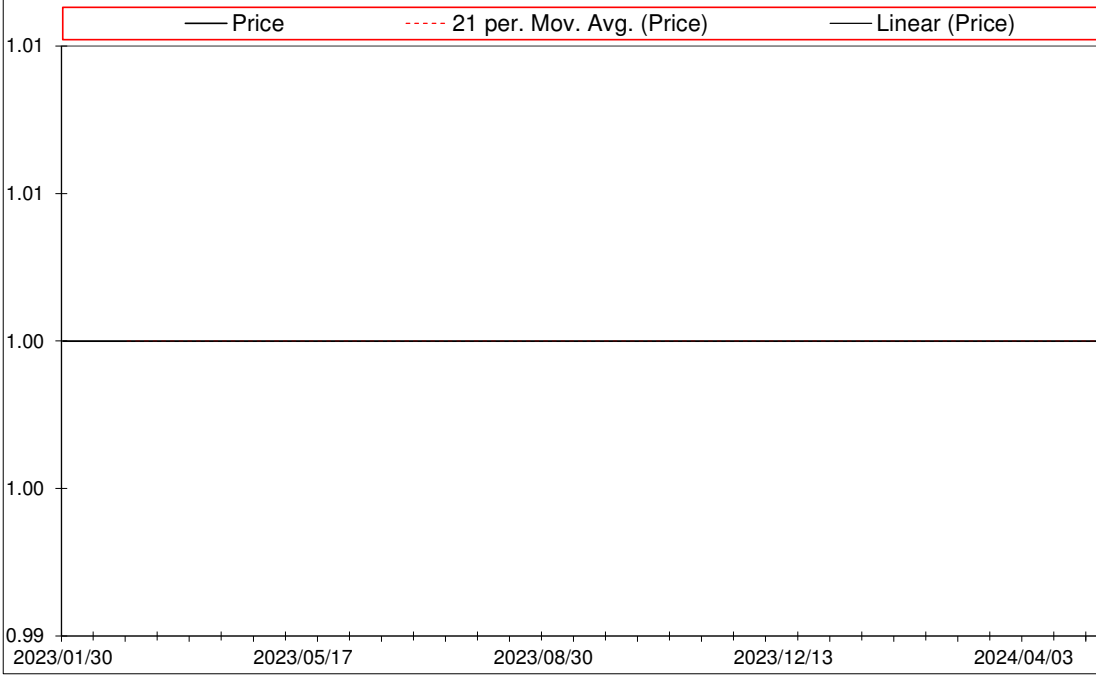
Follow the " 3day to 5day waiting period " before entering the trade : understand the Graph, Trend and Variables

Plan your enrty levels. Focus on the process not the outcome. Expect further short-term deviation from the trade signal. "Patience"

-2.075														-39.766		19.161	
Date	Price or Relative Price	Short_Term_ Radar	Medium_ Term_Radar	Caterpillar_ %	Wise_ Owl(Rnk)	324_Factor	Factor_324	Defcon _Index	Defcon _Index_Trade	Margin of Safety	75_Day_Mom	Trade_Rating (Guidance)	Trendsum				
2024/12/18	431.000	No Trade	No Trade	20.62%	0	Absolutely No	0	87	Research Defon Sell	1.21%	3.36%	C	-3				
2024/12/19	429.500	No Trade	No Trade	15.30%	0	Absolutely No	0	87	Research Defon Sell	0.90%	4.76%	C	-6				
2024/12/20	428.500	No Trade	No Trade	11.97%	0	Absolutely No	0	87	Research Defon Sell	0.70%	4.90%	C	-8				
2024/12/23	435.000	No Trade	No Trade	40.07%	0	Absolutely No	0	88	Research Defon Sell	2.35%	7.41%	C	-10				
2024/12/27	436.500	No Trade	No Trade	48.85%	0	Absolutely No	0	88	Research Defon Sell	2.87%	7.25%	C	-11				
2024/12/30	437.500	No Trade	No Trade	54.95%	0	Absolutely No	0	89	Research Defon Sell	3.22%	7.49%	C	-11				
2025/01/02	437.500	No Trade	No Trade	57.04%	0	Absolutely No	0	89	Research Defon Sell	3.35%	6.84%	C	-10				
2025/01/03	447.000	No Trade	No Trade	96.01%	0	Absolutely No	0	90	Research Defon Sell	5.63%	8.76%	C	-7				
2025/01/06	448.000	No Trade	No Trade	100.00%	0	Absolutely No	0	90	Research Defon Sell	5.99%	8.08%	C	-4				
2025/01/07	451.000	No Trade	No Trade	100.00%	50	Research	85	91	Research Defon Sell	6.75%	9.20%	C	1				
2025/01/08	453.000	No Trade	No Trade	100.00%	50	Research	85	91	Research Defon Sell	7.26%	9.29%	C	5				
2025/01/09	452.000	No Trade	No Trade	97.32%	50	Research	85	91	Research Defon Sell	7.07%	9.98%	C	9				
2025/01/10	449.500	No Trade	No Trade	89.75%	50	Research	85	90	Research Defon Sell	6.52%	9.63%	C	11				
2025/01/13	452.000	No Trade	No Trade	99.67%	50	Research	85	91	Research Defon Sell	7.24%	9.98%	C	12				
2025/01/14	456.000	No Trade	No Trade	100.00%	50	Research	85	91	Research Defon Sell	8.23%	9.75%	C	13				
2025/01/15	452.500	No Trade	No Trade	90.43%	50	Research	85	91	Research Defon Sell	7.44%	7.74%	C	15				
2025/01/16	454.000	No Trade	No Trade	95.28%	50	Research	85	91	Research Defon Sell	7.84%	8.74%	C	16				
2025/01/17	451.500	No Trade	No Trade	88.58%	50	Research	85	90	Research Defon Sell	7.29%	8.93%	C	16				
2025/01/20	452.000	Sell_Panda_ST	No Trade	91.58%	50	Research	85	91	Research Defon Sell	7.54%	10.11%	C	14				
2025/01/21	452.500	No Trade	No Trade	93.55%	50	Research	85	91	Research Defon Sell	7.70%	11.18%	C	12				
2025/01/22	453.000	No Trade	No Trade	95.52%	50	Research	85	91	Research Defon Sell	7.86%	9.55%	C	11				
2025/01/23	454.500	No Trade	No Trade	100.00%	50	Research	85	91	Research Defon Sell	8.26%	10.72%	C	11				
2025/01/24	450.500	No Trade	No Trade	88.99%	50	Research	85	90	Research Defon Sell	7.35%	8.42%	C	10				
2025/01/27	455.000	No Trade	No Trade	100.00%	50	Research	85	91	Research Defon Sell	8.55%	9.11%	C	10				
2025/01/28	455.500	No Trade	No Trade	100.00%	50	Research	85	91	Research Defon Sell	8.72%	10.02%	C	9				
2025/01/29	453.500	No Trade	No Trade	95.02%	50	Research	85	91	Research Defon Sell	8.28%	9.41%	C	10				
2025/01/30	452.000	No Trade	No Trade	91.41%	75	Research	170	91	Research Defon Sell	7.97%	8.13%	C	11				
2025/01/31	451.000	Sell_Panda_ST	Sell_Panda_ST	89.16%	75	Research	170	91	Research Defon Sell	7.77%	7.64%	C	13				
2025/02/03	452.500	Sell_Panda_ST	No Trade	94.77%	75	Research	170	91	Research Defon Sell	8.26%	6.97%	C	13				
2025/02/04	450.000	No Trade	No Trade	88.40%	60	Research	170	90	Research Defon Sell	7.71%	6.26%	C	9				
2025/02/05	456.000	No Trade	No Trade	100.00%	60	Research	170	92	Research Defon Sell	9.19%	6.92%	C	7				
2025/02/06	459.000	No Trade	No Trade	100.00%	60	Research	170	92	Research Defon Sell	9.95%	5.52%	C	6				
2025/02/07	460.000	No Trade	No Trade	100.00%	60	Research	170	92	Research Defon Sell	10.23%	7.23%	C	5				
2025/02/10	461.000	No Trade	No Trade	100.00%	60	Research	170	93	Research Defon Sell	10.61%	7.71%	C	5				
2025/02/11	463.000	No Trade	No Trade	100.00%	60	Research	170	93	Research Defon Sell	11.13%	8.05%	C	6				
2025/02/12	463.000	No Trade	No Trade	100.00%	60	Research	170	93	Research Defon Sell	11.17%	9.20%	C	8				
2025/02/13	460.500	No Trade	No Trade	95.03%	75	Research	170	92	Research Defon Sell	10.62%	8.23%	C	11				
2025/02/14	461.500	No Trade	No Trade	97.58%	75	Research	170	93	Research Defon Sell	10.90%	8.08%	C	13				
2025/02/17	468.500	No Trade	No Trade	100.00%	75	Research	170	94	Research Defon Sell	12.72%	9.85%	C	15				
2025/02/18	473.000	No Trade	No Trade	100.00%	75	Research	170	94	Research Defon Sell	13.85%	11.56%	A	17				



Date	9 day	9 vs 21 day	33 day
2024/12/30	Buy_9day	Sell 9 vs 21	Buy 33_Day
2025/01/02	Buy_9day	Sell 9 vs 21	Buy 33_Day
2025/01/03	Buy_9day	Buy 9 vs 21	Buy 33_Day
2025/01/06	Buy_9day	Buy 9 vs 21	Buy 33_Day
2025/01/07	Buy_9day	Buy 9 vs 21	Buy 33_Day
2025/01/08	Buy_9day	Buy 9 vs 21	Buy 33_Day
2025/01/09	Buy_9day	Buy 9 vs 21	Buy 33_Day
2025/01/10	Buy_9day	Buy 9 vs 21	Buy 33_Day
2025/01/13	Buy_9day	Buy 9 vs 21	Buy 33_Day
2025/01/14	Buy_9day	Buy 9 vs 21	Buy 33_Day
2025/01/15	Buy_9day	Buy 9 vs 21	Buy 33_Day
2025/01/16	Buy_9day	Buy 9 vs 21	Buy 33_Day
2025/01/17	Sell_9day	Buy 9 vs 21	Buy 33_Day
2025/01/20	Sell_9day	Buy 9 vs 21	Buy 33_Day
2025/01/21	Buy_9day	Buy 9 vs 21	Buy 33_Day
2025/01/22	Buy_9day	Buy 9 vs 21	Buy 33_Day
2025/01/23	Buy_9day	Buy 9 vs 21	Buy 33_Day
2025/01/24	Sell_9day	Buy 9 vs 21	Buy 33_Day
2025/01/27	Buy_9day	Buy 9 vs 21	Buy 33_Day
2025/01/28	Buy_9day	Buy 9 vs 21	Buy 33_Day
2025/01/29	Buy_9day	Buy 9 vs 21	Buy 33_Day
2025/01/30	Sell_9day	Buy 9 vs 21	Buy 33_Day
2025/01/31	Sell_9day	Buy 9 vs 21	Buy 33_Day
2025/02/03	Sell_9day	Buy 9 vs 21	Buy 33_Day
2025/02/04	Sell_9day	Buy 9 vs 21	Buy 33_Day
2025/02/05	Buy_9day	Buy 9 vs 21	Buy 33_Day
2025/02/06	Buy_9day	Buy 9 vs 21	Buy 33_Day
2025/02/07	Buy_9day	Buy 9 vs 21	Buy 33_Day
2025/02/10	Buy_9day	Buy 9 vs 21	Buy 33_Day
2025/02/11	Buy_9day	Buy 9 vs 21	Buy 33_Day
2025/02/12	Buy_9day	Buy 9 vs 21	Buy 33_Day
2025/02/13	Buy_9day	Buy 9 vs 21	Buy 33_Day
2025/02/14	Buy_9day	Buy 9 vs 21	Buy 33_Day
2025/02/17	Buy_9day	Buy 9 vs 21	Buy 33_Day
2025/02/18	Buy_9day	Buy 9 vs 21	Buy 33_Day

Strategy Universe	Switzerland	Ascendant guidance	Trade	Strategy_Open Date	2025/02/14	Caterpillar Guidance	Trade
							
						(+) : Mom Days	54
						(-) : Mom Days	0
						Guided : Factor	33 day
						324_Buy Guidance	0.0%
						324_Sell Guidance	91.0%
						Mom_75 (days)	11.6%
						9 vs 21 day	1.28%
						Price vs 9 day	2.10%

S  
e  
|  
|

MOBN.SWX

Mobimo Holding Ag

Financials

Real Estate

Switzerland

Market Cap : (B)

2 017

Price

Price

Individual Instrument

Individual Instrument

Individual Instrument

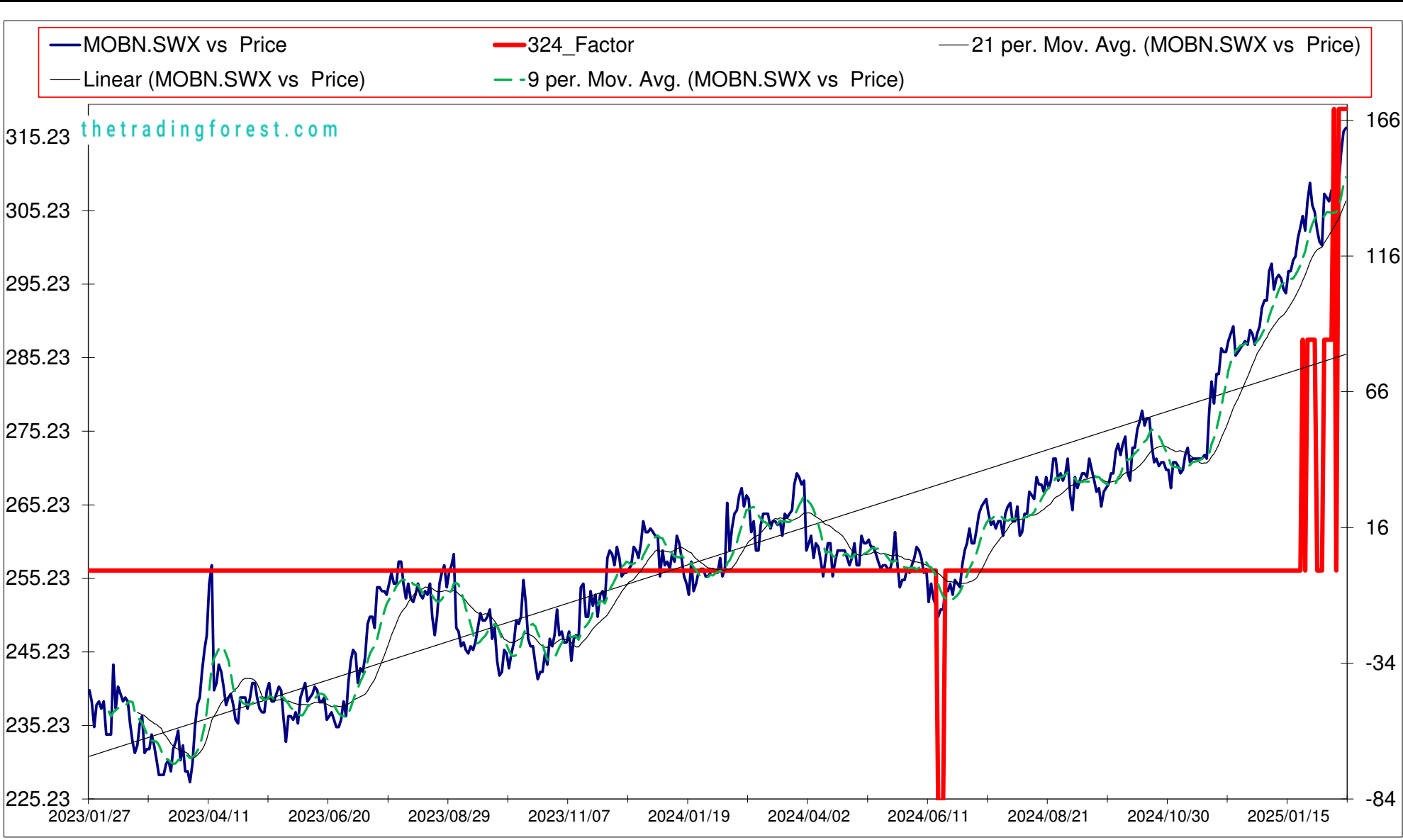
Market Cap : (B)

0

Follow the " 3day to 5day waiting period " before entering the trade : understand the Graph, Trend and Variables

Plan your enrty levels. Focus on the process not the outcome. Expect further short-term deviation from the trade signal. "Patience"

-2.352														33.522		-14.255	
Date	Price or Relative Price	Short_Term_ Radar	Medium_ Term_Radar	Caterpillar_ %	Wise_ Owl(Rnk)	324_Factor	Factor_324	Defcon _Index	Defcon _Index_Trade	Margin of Safety	75_Day_Mom	Trade_Rating (Guidance)	Trendsum				
2024/12/18	288.500	No Trade	No Trade	33.65%	0	Absolutely No	0	100	Research Defon Sell	1.65%	7.25%	C	18				
2024/12/19	287.000	No Trade	No Trade	22.24%	0	Absolutely No	0	99	Research Defon Sell	1.09%	7.29%	C	16				
2024/12/20	288.500	No Trade	No Trade	32.33%	0	Absolutely No	0	100	Research Defon Sell	1.59%	7.45%	C	16				
2024/12/23	289.500	No Trade	No Trade	37.50%	0	Absolutely No	0	100	Research Defon Sell	1.84%	7.42%	C	18				
2024/12/27	292.000	No Trade	No Trade	52.72%	0	Absolutely No	0	100	Research Defon Sell	2.59%	8.35%	C	19				
2024/12/30	293.000	No Trade	No Trade	57.86%	0	Absolutely No	0	100	Research Defon Sell	2.84%	8.92%	C	19				
2025/01/02	293.000	No Trade	No Trade	55.85%	0	Absolutely No	0	100	Research Defon Sell	2.75%	7.92%	C	20				
2025/01/03	297.000	No Trade	No Trade	83.71%	30	Absolutely No	0	100	Research Defon Sell	4.12%	10.00%	C	20				
2025/01/06	298.000	No Trade	No Trade	88.81%	30	Absolutely No	0	100	Research Defon Sell	4.37%	10.99%	C	21				
2025/01/07	294.500	No Trade	No Trade	63.21%	0	Absolutely No	0	99	Research Defon Sell	3.11%	10.30%	C	23				
2025/01/08	296.000	No Trade	No Trade	73.22%	30	Absolutely No	0	99	Research Defon Sell	3.60%	10.65%	C	26				
2025/01/09	296.500	No Trade	No Trade	76.10%	30	Absolutely No	0	99	Research Defon Sell	3.74%	11.89%	C	28				
2025/01/10	296.000	No Trade	No Trade	71.87%	30	Absolutely No	0	99	Research Defon Sell	3.53%	10.86%	C	28				
2025/01/13	294.500	No Trade	No Trade	59.20%	0	Absolutely No	0	99	Research Defon Sell	2.91%	10.09%	C	25				
2025/01/14	294.000	Sell_Panda_ST	No Trade	54.99%	0	Absolutely No	0	99	Research Defon Sell	2.70%	9.70%	C	22				
2025/01/15	297.000	No Trade	No Trade	75.63%	30	Absolutely No	0	100	Research Defon Sell	3.72%	10.20%	C	18				
2025/01/16	297.000	No Trade	No Trade	74.96%	0	Absolutely No	0	100	Research Defon Sell	3.69%	10.20%	C	13				
2025/01/17	298.500	No Trade	No Trade	84.94%	30	Absolutely No	0	100	Research Defon Sell	4.18%	9.54%	C	11				
2025/01/20	299.000	No Trade	No Trade	86.47%	30	Absolutely No	0	100	Research Defon Sell	4.25%	9.32%	C	9				
2025/01/21	301.500	No Trade	No Trade	100.00%	30	Absolutely No	0	100	Research Defon Sell	5.09%	10.85%	C	11				
2025/01/22	303.000	No Trade	No Trade	100.00%	30	Absolutely No	0	100	Research Defon Sell	5.58%	10.79%	C	15				
2025/01/23	304.500	No Trade	No Trade	100.00%	50	Research	85	100	Research Defon Sell	6.07%	10.93%	C	18				
2025/01/24	302.500	No Trade	No Trade	87.97%	30	Absolutely No	0	99	Research Defon Sell	5.34%	12.24%	C	22				
2025/01/27	306.500	No Trade	No Trade	100.00%	50	Research	85	100	Research Defon Sell	6.63%	14.15%	C	25				
2025/01/28	309.000	No Trade	No Trade	100.00%	50	Research	85	100	Research Defon Sell	7.46%	13.19%	C	26				
2025/01/29	306.000	No Trade	No Trade	85.57%	50	Research	85	99	Research Defon Sell	6.39%	12.09%	C	28				
2025/01/30	305.000	No Trade	No Trade	80.47%	50	Research	85	99	Research Defon Sell	6.01%	10.71%	C	27				
2025/01/31	302.500	Sell_Panda_ST	No Trade	68.38%	30	Absolutely No	0	98	Research Defon Sell	5.10%	9.40%	C	26				
2025/02/03	301.000	Sell_Panda_ST	No Trade	60.07%	0	Absolutely No	0	97	Research Defon Sell	4.48%	8.27%	C	21				
2025/02/04	300.500	Sell_Panda_ST	No Trade	57.30%	0	Absolutely No	0	97	Research Defon Sell	4.28%	8.88%	C	17				
2025/02/05	307.500	No Trade	No Trade	89.39%	50	Research	85	100	Research Defon Sell	6.67%	11.01%	C	15				
2025/02/06	307.000	No Trade	No Trade	86.62%	50	Research	85	99	Research Defon Sell	6.47%	10.83%	C	12				
2025/02/07	306.500	No Trade	No Trade	83.85%	50	Research	85	99	Research Defon Sell	6.26%	12.07%	C	8				
2025/02/10	308.000	No Trade	No Trade	89.46%	50	Research	85	100	Research Defon Sell	6.68%	13.65%	C	8				
2025/02/11	306.500	No Trade	No Trade	82.05%	75	Research	170	99	Research Defon Sell	6.13%	12.89%	AA	7				
2025/02/12	305.500	No Trade	No Trade	76.97%	0	Absolutely No	0	99	Research Defon Sell	5.75%	12.94%	C	6				
2025/02/13	309.000	No Trade	No Trade	92.75%	75	Research	170	100	Research Defon Sell	6.92%	14.02%	AA	7				
2025/02/14	313.000	No Trade	No Trade	100.00%	75	Research	170	100	Research Defon Sell	8.27%	15.50%	AA	9				
2025/02/17	316.000	No Trade	No Trade	100.00%	75	Research	170	100	Research Defon Sell	9.21%	17.04%	AA	10				
2025/02/18	316.500	No Trade	No Trade	100.00%	75	Research	170	100	Research Defon Sell	9.35%	17.22%	AA	10				



Date	9 day	9 vs 21 day	33 day
2024/12/30	Buy_9day	Buy 9 vs 21	Buy 33_Day
2025/01/02	Buy_9day	Buy 9 vs 21	Buy 33_Day
2025/01/03	Buy_9day	Buy 9 vs 21	Buy 33_Day
2025/01/06	Buy_9day	Buy 9 vs 21	Buy 33_Day
2025/01/07	Buy_9day	Buy 9 vs 21	Buy 33_Day
2025/01/08	Buy_9day	Buy 9 vs 21	Buy 33_Day
2025/01/09	Buy_9day	Buy 9 vs 21	Buy 33_Day
2025/01/10	Buy_9day	Buy 9 vs 21	Buy 33_Day
2025/01/13	Sell_9day	Buy 9 vs 21	Buy 33_Day
2025/01/14	Sell_9day	Buy 9 vs 21	Buy 33_Day
2025/01/15	Buy_9day	Buy 9 vs 21	Buy 33_Day
2025/01/16	Buy_9day	Buy 9 vs 21	Buy 33_Day
2025/01/17	Buy_9day	Buy 9 vs 21	Buy 33_Day
2025/01/20	Buy_9day	Buy 9 vs 21	Buy 33_Day
2025/01/21	Buy_9day	Buy 9 vs 21	Buy 33_Day
2025/01/22	Buy_9day	Buy 9 vs 21	Buy 33_Day
2025/01/23	Buy_9day	Buy 9 vs 21	Buy 33_Day
2025/01/24	Buy_9day	Buy 9 vs 21	Buy 33_Day
2025/01/27	Buy_9day	Buy 9 vs 21	Buy 33_Day
2025/01/28	Buy_9day	Buy 9 vs 21	Buy 33_Day
2025/01/29	Buy_9day	Buy 9 vs 21	Buy 33_Day
2025/01/30	Buy_9day	Buy 9 vs 21	Buy 33_Day
2025/01/31	Sell_9day	Buy 9 vs 21	Buy 33_Day
2025/02/03	Sell_9day	Buy 9 vs 21	Buy 33_Day
2025/02/04	Sell_9day	Buy 9 vs 21	Buy 33_Day
2025/02/05	Buy_9day	Buy 9 vs 21	Buy 33_Day
2025/02/06	Buy_9day	Buy 9 vs 21	Buy 33_Day
2025/02/07	Buy_9day	Buy 9 vs 21	Buy 33_Day
2025/02/10	Buy_9day	Buy 9 vs 21	Buy 33_Day
2025/02/11	Buy_9day	Buy 9 vs 21	Buy 33_Day
2025/02/12	Buy_9day	Buy 9 vs 21	Buy 33_Day
2025/02/13	Buy_9day	Buy 9 vs 21	Buy 33_Day
2025/02/14	Buy_9day	Buy 9 vs 21	Buy 33_Day
2025/02/17	Buy_9day	Buy 9 vs 21	Buy 33_Day
2025/02/18	Buy_9day	Buy 9 vs 21	Buy 33_Day

Strategy UniverseSwitzerlandAscendant guidanceTradeStrategy\_Open Date2025/02/14Caterpillar GuidanceTrade

MOBN.SWX21 per. Mov. Avg. (MOBN.SWX)Linear (MOBN.SWX)

Price21 per. Mov. Avg. (Price)Linear (Price)

(+) : Mom Days73

(-) : Mom Days0

Guided : Factor66 day

324\_Buy Guidance0.0%

324\_Sell Guidance100.0%

Mom\_75 (days)17.2%

9 vs 21 day1.05%

Price vs 9 day2.17%



S  
e  
|  
|

SPNO.CSE

Spar Nord Bank

Financials

Banks

Denmark

Market Cap : (B)

15 657

Price

Price

Individual Instrument

Individual Instrument

Individual Instrument

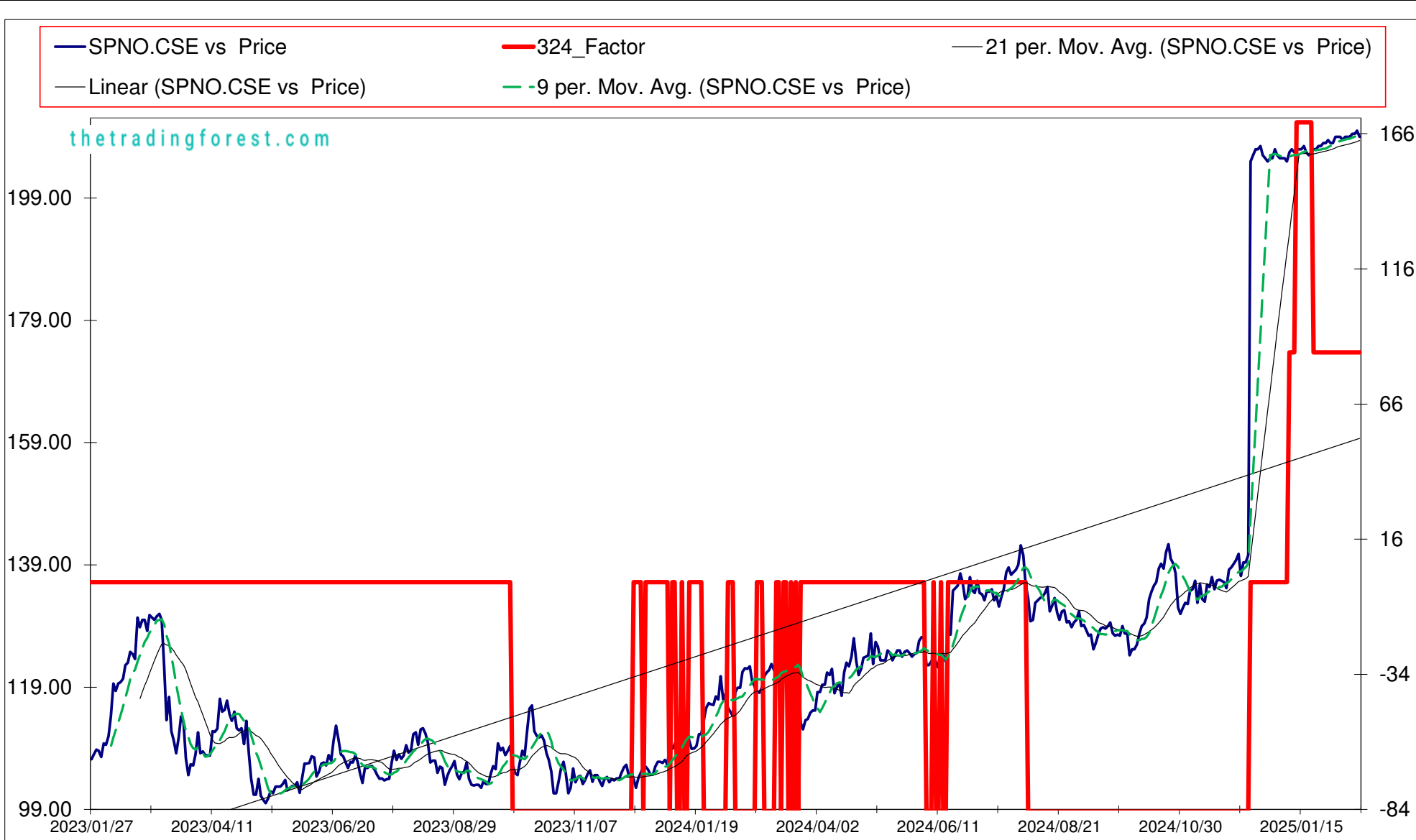
Market Cap : (B)

0

Follow the " 3day to 5day waiting period " before entering the trade : understand the Graph, Trend and Variables

Plan your enrty levels. Focus on the process not the outcome. Expect further short-term deviation from the trade signal. "Patience"

-2.235														134.905		-60.352	
Date	Price or Relative Price	Short_Term_ Radar	Medium_ Term_Radar	Caterpillar_ %	Wise_ Owl(Rnk)	324_Factor	Factor_324	Defcon _Index	Defcon _Index_Trade	Margin of Safety	75_Day_Mom	Trade_Rating (Guidance)	Trendsum				
2024/12/18	205.500	No Trade	No Trade	69.71%	30	Absolutely No	0	99	Research Defon Sell	22.58%	60.05%	C	30				
2024/12/19	205.000	No Trade	No Trade	68.37%	30	Absolutely No	0	99	Research Defon Sell	22.15%	60.91%	C	31				
2024/12/20	205.500	Sell_Panda_ST	No Trade	68.88%	30	Absolutely No	0	99	Research Defon Sell	22.31%	61.05%	C	27				
2024/12/23	205.500	Sell_Panda_ST	No Trade	67.64%	30	Absolutely No	0	99	Research Defon Sell	21.91%	64.14%	C	22				
2024/12/27	207.000	No Trade	No Trade	68.73%	0	Absolutely No	0	100	Research Defon Sell	22.26%	64.03%	C	18				
2024/12/30	206.000	No Trade	No Trade	65.68%	0	Absolutely No	0	99	Research Defon Sell	21.27%	61.44%	C	14				
2025/01/02	205.500	No Trade	No Trade	63.55%	0	Absolutely No	0	99	Research Defon Sell	20.59%	59.80%	C	10				
2025/01/03	205.500	No Trade	No Trade	63.15%	0	Absolutely No	0	99	Research Defon Sell	20.45%	59.55%	C	9				
2025/01/06	205.500	No Trade	No Trade	61.95%	0	Absolutely No	0	99	Research Defon Sell	20.06%	59.80%	C	9				
2025/01/07	205.000	No Trade	No Trade	60.65%	0	Absolutely No	0	99	Research Defon Sell	19.64%	58.91%	C	7				
2025/01/08	206.500	No Trade	No Trade	62.95%	50	Research	85	100	Research Defon Sell	20.39%	59.34%	A	4				
2025/01/09	207.000	No Trade	No Trade	63.45%	50	Research	85	100	Research Defon Sell	20.55%	61.97%	A	1				
2025/01/10	206.500	No Trade	No Trade	62.15%	50	Research	85	100	Research Defon Sell	20.13%	62.09%	A	-1				
2025/01/13	207.000	No Trade	No Trade	61.85%	60	Research	170	100	Research Defon Sell	20.03%	62.23%	AA	-3				
2025/01/14	207.000	No Trade	No Trade	61.45%	60	Research	170	100	Research Defon Sell	19.90%	62.48%	AA	-5				
2025/01/15	207.000	No Trade	No Trade	61.06%	60	Research	170	100	Research Defon Sell	19.78%	60.47%	AA	-6				
2025/01/16	207.500	No Trade	No Trade	61.56%	60	Research	170	100	Research Defon Sell	19.94%	62.36%	AA	-4				
2025/01/17	206.500	No Trade	No Trade	59.38%	60	Research	170	100	Research Defon Sell	19.23%	61.58%	AA	-1				
2025/01/20	206.000	No Trade	No Trade	57.31%	60	Research	170	99	Research Defon Sell	18.56%	65.86%	AA	1				
2025/01/21	206.500	No Trade	No Trade	57.81%	60	Research	170	100	Research Defon Sell	18.73%	64.94%	AA	1				
2025/01/22	207.000	No Trade	No Trade	58.31%	50	Research	85	100	Research Defon Sell	18.89%	65.34%	A	-2				
2025/01/23	207.000	No Trade	No Trade	68.65%	50	Research	85	100	Research Defon Sell	18.76%	64.29%	A	-5				
2025/01/24	207.500	No Trade	No Trade	73.84%	50	Research	85	100	Research Defon Sell	18.92%	62.36%	A	-8				
2025/01/27	207.500	No Trade	No Trade	73.55%	50	Research	85	100	Research Defon Sell	18.54%	60.85%	A	-7				
2025/01/28	208.000	No Trade	No Trade	74.19%	50	Research	85	100	Research Defon Sell	18.70%	60.74%	A	-4				
2025/01/29	208.000	No Trade	No Trade	76.47%	50	Research	85	100	Research Defon Sell	18.58%	59.51%	A	-2				
2025/01/30	208.500	No Trade	No Trade	77.13%	50	Research	85	100	Research Defon Sell	18.74%	56.30%	A	1				
2025/01/31	208.000	No Trade	No Trade	75.45%	50	Research	85	100	Research Defon Sell	18.33%	54.53%	A	7				
2025/02/03	208.000	No Trade	No Trade	73.92%	50	Research	85	100	Research Defon Sell	17.96%	53.39%	A	10				
2025/02/04	209.000	No Trade	No Trade	75.74%	50	Research	85	100	Research Defon Sell	18.40%	53.45%	A	13				
2025/02/05	209.000	No Trade	No Trade	75.23%	50	Research	85	100	Research Defon Sell	18.28%	51.01%	A	15				
2025/02/06	209.000	No Trade	No Trade	74.72%	50	Research	85	100	Research Defon Sell	18.15%	50.14%	A	15				
2025/02/07	208.500	No Trade	No Trade	73.05%	50	Research	85	100	Research Defon Sell	17.75%	50.65%	A	12				
2025/02/10	209.000	No Trade	No Trade	72.70%	50	Research	85	100	Research Defon Sell	17.66%	48.23%	A	10				
2025/02/11	209.000	No Trade	No Trade	72.19%	50	Research	85	100	Research Defon Sell	17.54%	46.77%	A	9				
2025/02/12	209.000	No Trade	No Trade	71.69%	50	Research	85	100	Research Defon Sell	17.42%	49.29%	A	10				
2025/02/13	209.500	No Trade	No Trade	72.34%	50	Research	85	100	Research Defon Sell	17.58%	50.50%	A	14				
2025/02/14	209.500	No Trade	No Trade	71.84%	50	Research	85	100	Research Defon Sell	17.45%	52.25%	A	19				
2025/02/17	210.000	No Trade	No Trade	71.49%	50	Research	85	100	Research Defon Sell	17.37%	59.09%	A	22				
2025/02/18	209.000	No Trade	No Trade	68.70%	50	Research	85	100	Research Defon Sell	16.69%	59.54%	A	22				



Date	9 day	9 vs 21 day	33 day
2024/12/30	Sell_9day	Buy 9 vs 21	Buy 33_Day
2025/01/02	Sell_9day	Buy 9 vs 21	Buy 33_Day
2025/01/03	Sell_9day	Buy 9 vs 21	Buy 33_Day
2025/01/06	Sell_9day	Buy 9 vs 21	Buy 33_Day
2025/01/07	Sell_9day	Buy 9 vs 21	Buy 33_Day
2025/01/08	Buy_9day	Buy 9 vs 21	Buy 33_Day
2025/01/09	Buy_9day	Buy 9 vs 21	Buy 33_Day
2025/01/10	Buy_9day	Buy 9 vs 21	Buy 33_Day
2025/01/13	Buy_9day	Buy 9 vs 21	Buy 33_Day
2025/01/14	Buy_9day	Buy 9 vs 21	Buy 33_Day
2025/01/15	Buy_9day	Buy 9 vs 21	Buy 33_Day
2025/01/16	Buy_9day	Buy 9 vs 21	Buy 33_Day
2025/01/17	Sell_9day	Buy 9 vs 21	Buy 33_Day
2025/01/20	Sell_9day	Buy 9 vs 21	Buy 33_Day
2025/01/21	Sell_9day	Buy 9 vs 21	Buy 33_Day
2025/01/22	Buy_9day	Buy 9 vs 21	Buy 33_Day
2025/01/23	Buy_9day	Buy 9 vs 21	Buy 33_Day
2025/01/24	Buy_9day	Buy 9 vs 21	Buy 33_Day
2025/01/27	Buy_9day	Buy 9 vs 21	Buy 33_Day
2025/01/28	Buy_9day	Buy 9 vs 21	Buy 33_Day
2025/01/29	Buy_9day	Buy 9 vs 21	Buy 33_Day
2025/01/30	Buy_9day	Buy 9 vs 21	Buy 33_Day
2025/01/31	Buy_9day	Buy 9 vs 21	Buy 33_Day
2025/02/03	Buy_9day	Buy 9 vs 21	Buy 33_Day
2025/02/04	Buy_9day	Buy 9 vs 21	Buy 33_Day
2025/02/05	Buy_9day	Buy 9 vs 21	Buy 33_Day
2025/02/06	Buy_9day	Buy 9 vs 21	Buy 33_Day
2025/02/07	Buy_9day	Buy 9 vs 21	Buy 33_Day
2025/02/10	Buy_9day	Buy 9 vs 21	Buy 33_Day
2025/02/11	Buy_9day	Buy 9 vs 21	Buy 33_Day
2025/02/12	Buy_9day	Buy 9 vs 21	Buy 33_Day
2025/02/13	Buy_9day	Buy 9 vs 21	Buy 33_Day
2025/02/14	Buy_9day	Buy 9 vs 21	Buy 33_Day
2025/02/17	Buy_9day	Buy 9 vs 21	Buy 33_Day
2025/02/18	Sell_9day	Buy 9 vs 21	Buy 33_Day

Strategy Universe

Denmark

Ascendant guidance

Apply Caution

Strategy\_Open Date

2025/02/14

Caterpillar Guidance

Trade

SPNO.CSE

21 per. Mov. Avg. (SPNO.CSE)

Linear (SPNO.CSE)

Price

21 per. Mov. Avg. (Price)

Linear (Price)

(+) : Mom Days

73

(-) : Mom Days

0

Guided : Factor

66 day

324\_Buy Guidance

0.0%

324\_Sell Guidance

99.5%

Mom\_75 (days)

59.5%

9 vs 21 day

0.37%

Price vs 9 day

-0.08%

S  
e  
|  
|

SANOMA.HEL

Sanofi Sa

Health Care

Pharmaceuticals & Biotechnology

Finland

Follow the " 3day to 5day waiting period " before entering the trade : understand the Graph, Trend and Variables

Price

Price

Individual Instrument

Individual Instrument

Individual Instrument

Market Cap : (B)

1 149

Plan your enrty levels. Focus on the process not the outcome. Expect further short-term deviation from the trade signal. "Patience"

Market Cap : (B)

0

-2.366										30.798					-13.014	
Date	Price or Relative Price	Short_Term_ Radar	Medium_ Term_Radar	Caterpillar_ %	Wise_ Owl(Rnk)	324_Factor	Factor_324	Defcon _Index	Defcon _Index_Trade	Margin of Safety	75_Day_Mom	Trade_Rating (Guidance)	Trendsum			
2024/12/18	7.590	No Trade	No Trade	17.37%	0	Absolutely No	0	86	Research Defon Sell	3.06%	13.28%	C	23			
2024/12/19	7.640	No Trade	No Trade	21.05%	0	Absolutely No	0	86	Research Defon Sell	3.70%	16.82%	C	25			
2024/12/20	7.740	No Trade	No Trade	28.59%	0	Absolutely No	0	87	Research Defon Sell	5.03%	16.92%	C	26			
2024/12/23	7.700	No Trade	No Trade	24.98%	0	Absolutely No	0	86	Research Defon Sell	4.40%	17.20%	C	28			
2024/12/27	7.790	No Trade	No Trade	31.21%	0	Absolutely No	0	87	Research Defon Sell	5.49%	18.21%	C	30			
2024/12/30	7.670	No Trade	No Trade	21.45%	0	Absolutely No	0	86	Research Defon Sell	3.77%	16.57%	C	33			
2025/01/02	7.880	No Trade	No Trade	37.06%	0	Absolutely No	0	88	Research Defon Sell	6.52%	17.09%	C	35			
2025/01/03	7.930	No Trade	No Trade	40.73%	0	Absolutely No	0	88	Research Defon Sell	7.17%	21.63%	C	38			
2025/01/06	7.930	No Trade	No Trade	40.19%	0	Absolutely No	0	88	Research Defon Sell	7.07%	20.88%	C	41			
2025/01/07	8.000	No Trade	No Trade	45.38%	0	Absolutely No	0	88	Research Defon Sell	7.99%	22.89%	C	43			
2025/01/08	8.000	No Trade	No Trade	45.20%	0	Absolutely No	0	88	Research Defon Sell	7.95%	20.66%	C	44			
2025/01/09	8.090	No Trade	No Trade	51.92%	0	Absolutely No	0	89	Research Defon Sell	9.14%	23.70%	C	44			
2025/01/10	7.810	No Trade	No Trade	30.28%	0	Absolutely No	0	86	Research Defon Sell	5.33%	20.90%	C	43			
2025/01/13	8.100	No Trade	No Trade	51.96%	0	Absolutely No	0	89	Research Defon Sell	9.14%	21.80%	C	42			
2025/01/14	8.120	No Trade	No Trade	53.31%	0	Absolutely No	0	89	Research Defon Sell	9.38%	22.11%	C	39			
2025/01/15	8.210	No Trade	No Trade	60.02%	50	Research	85	89	Research Defon Sell	10.56%	21.27%	C	39			
2025/01/16	8.130	No Trade	No Trade	53.71%	50	Research	85	88	Research Defon Sell	9.45%	19.38%	C	39			
2025/01/17	8.200	No Trade	No Trade	58.88%	50	Research	85	89	Research Defon Sell	10.36%	21.30%	C	39			
2025/01/20	8.170	No Trade	No Trade	56.04%	50	Research	85	89	Research Defon Sell	9.86%	19.97%	C	38			
2025/01/21	8.290	No Trade	No Trade	65.02%	50	Research	85	90	Research Defon Sell	11.44%	24.47%	C	38			
2025/01/22	8.320	No Trade	No Trade	67.13%	50	Research	85	90	Research Defon Sell	11.81%	24.92%	C	38			
2025/01/23	8.360	No Trade	No Trade	70.00%	50	Research	85	90	Research Defon Sell	12.32%	25.71%	C	39			
2025/01/24	8.340	No Trade	No Trade	68.29%	50	Research	85	90	Research Defon Sell	12.02%	23.37%	C	40			
2025/01/27	8.310	No Trade	No Trade	65.44%	50	Research	85	90	Research Defon Sell	11.52%	25.72%	C	40			
2025/01/28	8.290	No Trade	No Trade	63.73%	50	Research	85	93	Research Defon Sell	11.21%	24.29%	B	38			
2025/01/29	8.350	No Trade	No Trade	68.12%	50	Research	85	94	Research Defon Sell	11.99%	24.44%	B	34			
2025/01/30	8.340	No Trade	No Trade	67.17%	50	Research	85	94	Research Defon Sell	11.82%	22.29%	B	32			
2025/01/31	8.330	No Trade	No Trade	66.23%	50	Research	85	95	Research Defon Sell	11.65%	22.14%	B	28			
2025/02/03	8.400	No Trade	No Trade	71.00%	50	Research	85	95	Research Defon Sell	12.49%	21.04%	B	26			
2025/02/04	8.430	No Trade	No Trade	73.10%	50	Research	85	96	Research Defon Sell	12.86%	23.25%	B	26			
2025/02/05	8.390	No Trade	No Trade	69.87%	50	Research	85	95	Research Defon Sell	12.29%	22.13%	B	27			
2025/02/06	8.420	No Trade	No Trade	71.96%	50	Research	85	97	Research Defon Sell	12.66%	21.15%	B	27			
2025/02/07	8.230	Sell_Panda_ST	Sell_Panda_ST	57.33%	50	Research	85	95	Research Defon Sell	10.09%	21.39%	B	24			
2025/02/10	8.420	No Trade	No Trade	71.22%	50	Research	85	97	Research Defon Sell	12.53%	25.67%	B	20			
2025/02/11	8.410	No Trade	No Trade	70.27%	50	Research	85	97	Research Defon Sell	12.37%	24.59%	B	16			
2025/02/12	8.680	No Trade	No Trade	90.58%	50	Research	85	99	Research Defon Sell	15.94%	29.94%	B	15			
2025/02/13	8.670	No Trade	No Trade	89.63%	50	Research	85	99	Research Defon Sell	15.77%	29.21%	A	14			
2025/02/14	8.670	No Trade	No Trade	93.34%	50	Research	85	100	Research Defon Sell	15.74%	25.83%	A	13			
2025/02/17	8.740	No Trade	No Trade	100.00%	90	Research	170	100	Research Defon Sell	16.57%	26.85%	AAA	14			
2025/02/18	8.650	No Trade	No Trade	92.55%	90	Research	170	99	Research Defon Sell	15.34%	23.22%	AAA	14			



Date	9 day	9 vs 21 day	33 day
2024/12/30	Buy_9day	Buy 9 vs 21	Buy 33_Day
2025/01/02	Buy_9day	Buy 9 vs 21	Buy 33_Day
2025/01/03	Buy_9day	Buy 9 vs 21	Buy 33_Day
2025/01/06	Buy_9day	Buy 9 vs 21	Buy 33_Day
2025/01/07	Buy_9day	Buy 9 vs 21	Buy 33_Day
2025/01/08	Buy_9day	Buy 9 vs 21	Buy 33_Day
2025/01/09	Buy_9day	Buy 9 vs 21	Buy 33_Day
2025/01/10	Sell_9day	Buy 9 vs 21	Buy 33_Day
2025/01/13	Buy_9day	Buy 9 vs 21	Buy 33_Day
2025/01/14	Buy_9day	Buy 9 vs 21	Buy 33_Day
2025/01/15	Buy_9day	Buy 9 vs 21	Buy 33_Day
2025/01/16	Buy_9day	Buy 9 vs 21	Buy 33_Day
2025/01/17	Buy_9day	Buy 9 vs 21	Buy 33_Day
2025/01/20	Buy_9day	Buy 9 vs 21	Buy 33_Day
2025/01/21	Buy_9day	Buy 9 vs 21	Buy 33_Day
2025/01/22	Buy_9day	Buy 9 vs 21	Buy 33_Day
2025/01/23	Buy_9day	Buy 9 vs 21	Buy 33_Day
2025/01/24	Buy_9day	Buy 9 vs 21	Buy 33_Day
2025/01/27	Buy_9day	Buy 9 vs 21	Buy 33_Day
2025/01/28	Buy_9day	Buy 9 vs 21	Buy 33_Day
2025/01/29	Buy_9day	Buy 9 vs 21	Buy 33_Day
2025/01/30	Buy_9day	Buy 9 vs 21	Buy 33_Day
2025/01/31	Buy_9day	Buy 9 vs 21	Buy 33_Day
2025/02/03	Buy_9day	Buy 9 vs 21	Buy 33_Day
2025/02/04	Buy_9day	Buy 9 vs 21	Buy 33_Day
2025/02/05	Buy_9day	Buy 9 vs 21	Buy 33_Day
2025/02/06	Buy_9day	Buy 9 vs 21	Buy 33_Day
2025/02/07	Sell_9day	Buy 9 vs 21	Buy 33_Day
2025/02/10	Buy_9day	Buy 9 vs 21	Buy 33_Day
2025/02/11	Buy_9day	Buy 9 vs 21	Buy 33_Day
2025/02/12	Buy_9day	Buy 9 vs 21	Buy 33_Day
2025/02/13	Buy_9day	Buy 9 vs 21	Buy 33_Day
2025/02/14	Buy_9day	Buy 9 vs 21	Buy 33_Day
2025/02/17	Buy_9day	Buy 9 vs 21	Buy 33_Day
2025/02/18	Buy_9day	Buy 9 vs 21	Buy 33_Day

Strategy Universe	Finland	Ascendant guidance	Trade	Strategy_Open Date	2025/02/14	Caterpillar Guidance	Trade
						(+) : Mom Days	77
						(-) : Mom Days	0
						Guided : Factor	66 day
						324_Buy Guidance	0.0%
						324_Sell Guidance	99.0%
						Mom_75 (days)	23.2%
						9 vs 21 day	1.34%
						Price vs 9 day	1.25%



Sei

TEMN.SWX

Temenos Ag

Information Technology

Software & Computer Services

Switzerland

Market Cap : (B)

4 211

Price

Price

Individual Instrument

Individual Instrument

Individual Instrument

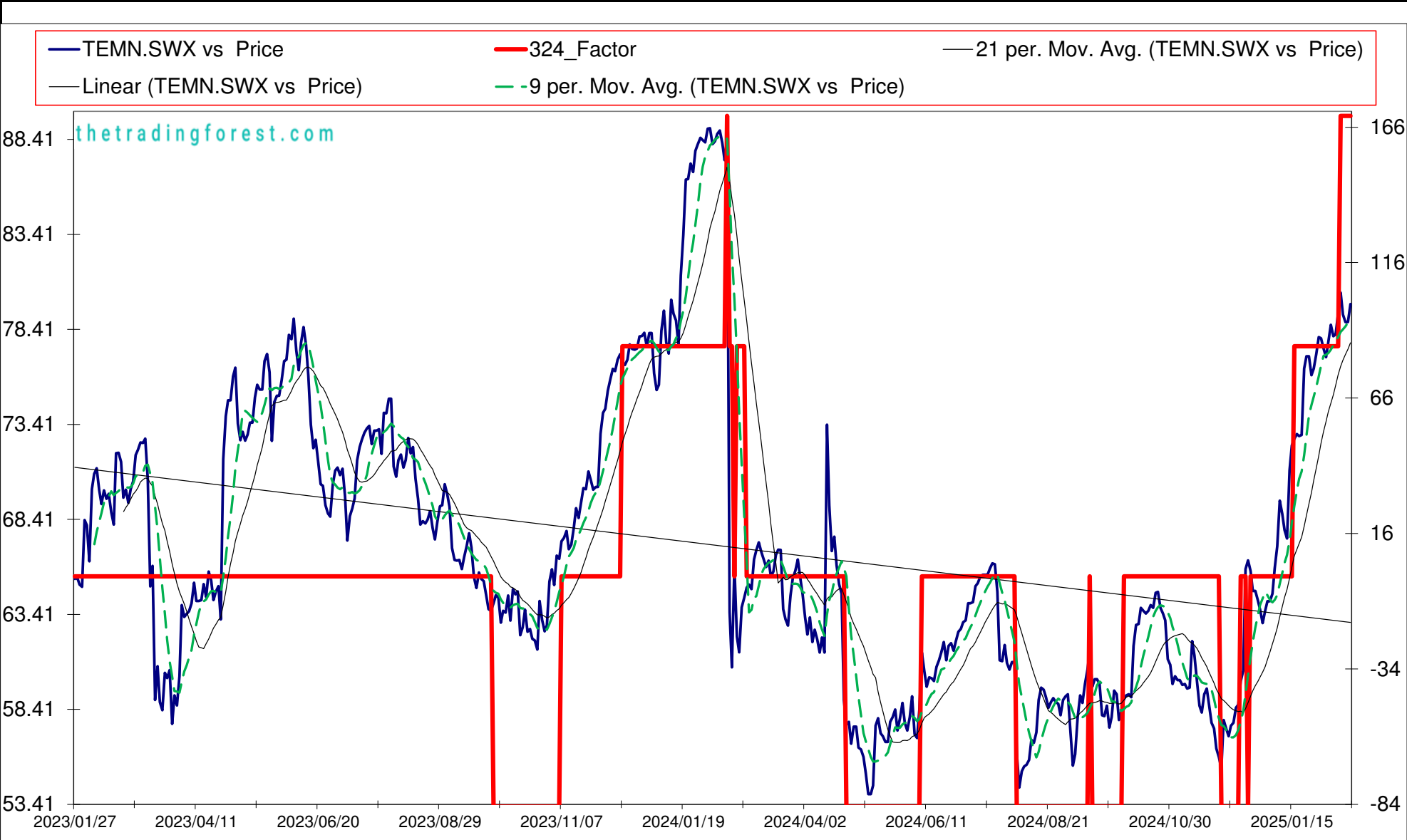
Market Cap : (B)

0

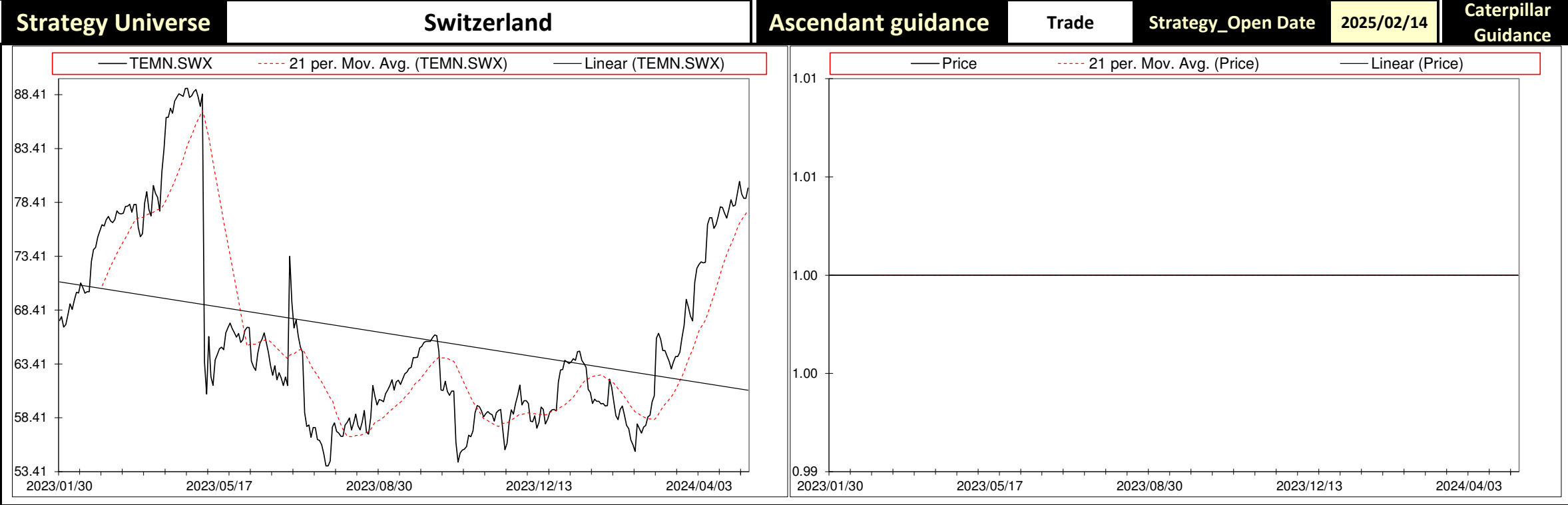
Follow the " 3day to 5day waiting period " before entering the trade : understand the Graph, Trend and Variables

Plan your enrty levels. Focus on the process not the outcome. Expect further short-term deviation from the trade signal. "Patience"

-2.060											-36.811			17.871	
Date	Price or Relative Price	Short_Term_ Radar	Medium_ Term_Radar	Caterpillar_ %	Wise_ Owl(Rnk)	324_Factor	Factor_324	Defcon _Index	Defcon _Index_Trade	Margin of Safety	75_Day_Mom	Trade_Rating (Guidance)	Trendsum		
2024/12/18	64.650	No Trade	No Trade	13.12%	0	Absolutely No	0	79	Absolutely no Trade	3.78%	15.34%	C	8		
2024/12/19	64.150	No Trade	No Trade	10.46%	0	Absolutely No	0	78	Absolutely no Trade	3.01%	10.60%	C	7		
2024/12/20	63.650	No Trade	No Trade	7.80%	0	Absolutely No	0	78	Absolutely no Trade	2.25%	7.61%	C	6		
2024/12/23	62.950	No Trade	No Trade	4.26%	0	Absolutely No	0	77	Absolutely no Trade	1.23%	7.15%	C	6		
2024/12/27	63.600	No Trade	No Trade	8.37%	0	Absolutely No	0	78	Absolutely no Trade	2.41%	6.44%	C	4		
2024/12/30	64.100	No Trade	No Trade	11.54%	0	Absolutely No	0	78	Absolutely no Trade	3.33%	5.95%	C	1		
2025/01/02	64.100	No Trade	No Trade	11.91%	0	Absolutely No	0	78	Absolutely no Trade	3.43%	4.31%	C	0		
2025/01/03	64.500	No Trade	No Trade	14.28%	0	Absolutely No	0	79	Absolutely no Trade	4.11%	8.22%	C	-2		
2025/01/06	65.850	No Trade	No Trade	22.22%	0	Absolutely No	0	83	Research Defon Sell	6.40%	9.75%	C	1		
2025/01/07	67.000	No Trade	No Trade	28.80%	0	Absolutely No	0	85	Research Defon Sell	8.30%	11.67%	C	5		
2025/01/08	69.400	No Trade	No Trade	42.40%	0	Absolutely No	0	87	Research Defon Sell	12.22%	16.15%	C	9		
2025/01/09	68.700	No Trade	No Trade	38.61%	0	Absolutely No	0	86	Research Defon Sell	11.12%	18.24%	C	13		
2025/01/10	67.850	No Trade	No Trade	33.97%	0	Absolutely No	0	85	Research Defon Sell	9.79%	16.88%	C	16		
2025/01/13	67.400	No Trade	No Trade	31.83%	0	Absolutely No	0	84	Research Defon Sell	9.17%	15.02%	C	19		
2025/01/14	71.000	No Trade	No Trade	52.21%	0	Absolutely No	0	88	Research Defon Sell	15.04%	23.59%	C	22		
2025/01/15	72.300	No Trade	No Trade	59.66%	0	Absolutely No	0	89	Research Defon Sell	17.19%	24.66%	C	22		
2025/01/16	72.650	No Trade	No Trade	61.77%	30	Research	85	90	Research Defon Sell	17.80%	22.31%	C	24		
2025/01/17	72.900	No Trade	No Trade	63.32%	30	Research	85	90	Research Defon Sell	18.25%	23.14%	C	25		
2025/01/20	72.800	No Trade	No Trade	63.19%	30	Research	85	90	Research Defon Sell	18.21%	25.84%	C	26		
2025/01/21	72.850	No Trade	No Trade	63.61%	30	Research	85	90	Research Defon Sell	18.33%	24.96%	C	27		
2025/01/22	76.350	No Trade	No Trade	83.49%	50	Research	85	92	Research Defon Sell	24.06%	29.52%	B	29		
2025/01/23	77.000	No Trade	No Trade	87.31%	50	Research	85	93	Research Defon Sell	25.16%	30.18%	B	32		
2025/01/24	77.000	No Trade	No Trade	87.46%	50	Research	85	93	Research Defon Sell	25.20%	30.07%	B	35		
2025/01/27	76.000	No Trade	No Trade	82.27%	50	Research	85	91	Research Defon Sell	23.70%	28.70%	C	35		
2025/01/28	76.350	No Trade	No Trade	84.39%	50	Research	85	92	Research Defon Sell	24.32%	23.64%	C	34		
2025/01/29	77.100	No Trade	No Trade	88.78%	50	Research	85	93	Research Defon Sell	25.58%	22.67%	B	33		
2025/01/30	78.000	No Trade	No Trade	94.03%	50	Research	85	93	Research Defon Sell	27.09%	24.01%	B	34		
2025/01/31	77.950	No Trade	No Trade	93.90%	50	Research	85	93	Research Defon Sell	27.06%	22.27%	B	35		
2025/02/03	77.400	No Trade	No Trade	91.25%	50	Research	85	92	Research Defon Sell	26.29%	21.70%	B	36		
2025/02/04	76.950	No Trade	No Trade	88.85%	50	Research	85	92	Research Defon Sell	25.60%	21.28%	C	36		
2025/02/05	77.750	No Trade	No Trade	93.54%	50	Research	85	93	Research Defon Sell	26.95%	22.25%	B	34		
2025/02/06	78.650	No Trade	No Trade	98.79%	50	Research	85	94	Research Defon Sell	28.47%	23.08%	B	35		
2025/02/07	78.050	No Trade	No Trade	95.55%	50	Research	85	93	Research Defon Sell	27.53%	22.43%	B	38		
2025/02/10	78.150	No Trade	No Trade	96.58%	50	Research	85	93	Research Defon Sell	27.83%	21.07%	B	37		
2025/02/11	79.250	No Trade	No Trade	100.00%	50	Research	85	94	Research Defon Sell	29.67%	22.68%	B	38		
2025/02/12	80.350	No Trade	No Trade	100.00%	90	Research	170	95	Research Defon Sell	31.52%	26.04%	AA	38		
2025/02/13	79.200	No Trade	No Trade	94.17%	90	Research	170	93	Research Defon Sell	29.68%	24.82%	AA	38		
2025/02/14	78.800	No Trade	No Trade	92.24%	90	Research	170	93	Research Defon Sell	29.07%	24.88%	AA	38		
2025/02/17	78.800	No Trade	No Trade	92.67%	90	Research	170	93	Research Defon Sell	29.21%	29.07%	AA	38		
2025/02/18	79.750	No Trade	No Trade	97.76%	90	Research	170	94	Research Defon Sell	30.81%	31.28%	AA	36		



Date	9 day	9 vs 21 day	33 day
2024/12/30	Sell_9day	Buy 9 vs 21	Buy 33_Day
2025/01/02	Sell_9day	Buy 9 vs 21	Buy 33_Day
2025/01/03	Buy_9day	Buy 9 vs 21	Buy 33_Day
2025/01/06	Buy_9day	Buy 9 vs 21	Buy 33_Day
2025/01/07	Buy_9day	Buy 9 vs 21	Buy 33_Day
2025/01/08	Buy_9day	Buy 9 vs 21	Buy 33_Day
2025/01/09	Buy_9day	Buy 9 vs 21	Buy 33_Day
2025/01/10	Buy_9day	Buy 9 vs 21	Buy 33_Day
2025/01/13	Buy_9day	Buy 9 vs 21	Buy 33_Day
2025/01/14	Buy_9day	Buy 9 vs 21	Buy 33_Day
2025/01/15	Buy_9day	Buy 9 vs 21	Buy 33_Day
2025/01/16	Buy_9day	Buy 9 vs 21	Buy 33_Day
2025/01/17	Buy_9day	Buy 9 vs 21	Buy 33_Day
2025/01/20	Buy_9day	Buy 9 vs 21	Buy 33_Day
2025/01/21	Buy_9day	Buy 9 vs 21	Buy 33_Day
2025/01/22	Buy_9day	Buy 9 vs 21	Buy 33_Day
2025/01/23	Buy_9day	Buy 9 vs 21	Buy 33_Day
2025/01/24	Buy_9day	Buy 9 vs 21	Buy 33_Day
2025/01/27	Buy_9day	Buy 9 vs 21	Buy 33_Day
2025/01/28	Buy_9day	Buy 9 vs 21	Buy 33_Day
2025/01/29	Buy_9day	Buy 9 vs 21	Buy 33_Day
2025/01/30	Buy_9day	Buy 9 vs 21	Buy 33_Day
2025/01/31	Buy_9day	Buy 9 vs 21	Buy 33_Day
2025/02/03	Buy_9day	Buy 9 vs 21	Buy 33_Day
2025/02/04	Sell_9day	Buy 9 vs 21	Buy 33_Day
2025/02/05	Buy_9day	Buy 9 vs 21	Buy 33_Day
2025/02/06	Buy_9day	Buy 9 vs 21	Buy 33_Day
2025/02/07	Buy_9day	Buy 9 vs 21	Buy 33_Day
2025/02/10	Buy_9day	Buy 9 vs 21	Buy 33_Day
2025/02/11	Buy_9day	Buy 9 vs 21	Buy 33_Day
2025/02/12	Buy_9day	Buy 9 vs 21	Buy 33_Day
2025/02/13	Buy_9day	Buy 9 vs 21	Buy 33_Day
2025/02/14	Buy_9day	Buy 9 vs 21	Buy 33_Day
2025/02/17	Buy_9day	Buy 9 vs 21	Buy 33_Day
2025/02/18	Buy_9day	Buy 9 vs 21	Buy 33_Day



Caterpillar Guidance	Trade
(+) : Mom Days	46
(-) : Mom Days	0
Guided : Factor	33 day
324_Buy Guidance	0.0%
324_Sell Guidance	89.6%
Mom_75 (days)	31.3%
9 vs 21 day	1.67%
Price vs 9 day	0.95%

S  
e  
|  
|

WDS.ASX

Woodside Energy Group Ltd

Energy

Australian Listing

Australia

Follow the " 3day to 5day waiting period " before entering the trade : understand the Graph, Trend and Variables

Price

Price

Individual Instrument

Individual Instrument

Individual Instrument

Market Cap : (B)

47 564

Plan your enrty levels. Focus on the process not the outcome. Expect further short-term deviation from the trade signal. "Patience"

-2.131										-77.006					36.141
Date	Price or Relative Price	Short_Term_ Radar	Medium_ Term_Radar	Caterpillar_ %	Wise_ Owl(Rnk)	324_Factor	Factor_324	Defcon _Index	Defcon _Index_Trade	Margin of Safety	75_Day_Mom	Trade_Rating (Guidance)	Trendsum		
2024/12/18	2 307.000	No Trade	No Trade	52.25%	0	Absolutely No	0	-100	Research Defcon Buy	-5.42%	-5.88%	C	-23		
2024/12/19	2 335.000	No Trade	No Trade	40.47%	0	Absolutely No	0	-99	Research Defcon Buy	-4.20%	-2.79%	C	-24		
2024/12/20	2 355.000	No Trade	No Trade	31.84%	0	Absolutely No	0	-98	Research Defcon Buy	-3.30%	-1.53%	C	-24		
2024/12/23	2 415.000	Buy_Panda_ST	Buy_Panda_ST	5.86%	0	Absolutely No	0	-95	Research Defcon Buy	-0.61%	2.59%	C	-21		
2024/12/27	2 424.000	Buy_Panda_ST	Buy_Panda_ST	0.58%	0	Absolutely No	0	0	Absolutely no Trade	0.07%	2.24%	C	-20		
2024/12/30	2 460.000	Buy_Panda_ST	Buy_Panda_ST	14.04%	0	Absolutely No	0	0	Absolutely no Trade	1.80%	1.69%	C	-18		
2025/01/02	2 520.500	Buy_Panda_ST	Buy_Panda_ST	35.51%	0	Absolutely No	0	0	Absolutely no Trade	4.55%	3.94%	C	-15		
2025/01/03	2 520.000	No Trade	No Trade	35.99%	0	Absolutely No	0	0	Absolutely no Trade	4.61%	3.66%	C	-11		
2025/01/06	2 547.000	No Trade	No Trade	46.69%	0	Absolutely No	0	0	Absolutely no Trade	5.98%	5.23%	C	-7		
2025/01/07	2 554.500	No Trade	No Trade	49.78%	0	Absolutely No	0	75	Absolutely no Trade	6.38%	5.04%	C	-3		
2025/01/08	2 516.500	No Trade	No Trade	38.07%	0	Absolutely No	0	0	Absolutely no Trade	4.88%	1.10%	C	1		
2025/01/09	2 528.500	No Trade	No Trade	42.62%	0	Absolutely No	0	0	Absolutely no Trade	5.46%	2.08%	C	3		
2025/01/10	2 526.000	No Trade	No Trade	42.46%	0	Absolutely No	0	0	Absolutely no Trade	5.44%	0.84%	C	4		
2025/01/13	2 599.500	No Trade	No Trade	68.43%	0	Research	85	77	Absolutely no Trade	8.76%	2.85%	C	8		
2025/01/14	2 581.000	No Trade	No Trade	63.05%	0	Research	85	76	Absolutely no Trade	8.07%	1.69%	C	9		
2025/01/15	2 577.000	No Trade	No Trade	62.41%	0	Research	85	76	Absolutely no Trade	7.99%	6.25%	C	10		
2025/01/16	2 564.000	No Trade	No Trade	58.82%	0	Research	85	76	Absolutely no Trade	7.53%	5.25%	C	12		
2025/01/17	2 575.000	No Trade	No Trade	63.09%	0	Research	85	77	Absolutely no Trade	8.08%	2.10%	C	12		
2025/01/20	2 574.000	No Trade	No Trade	64.78%	0	Research	85	77	Absolutely no Trade	8.30%	-0.69%	C	11		
2025/01/21	2 519.000	No Trade	No Trade	47.37%	0	Research	85	0	Absolutely no Trade	6.07%	-3.10%	C	9		
2025/01/22	2 521.000	No Trade	No Trade	48.69%	0	Research	85	0	Absolutely no Trade	6.24%	-6.00%	C	7		
2025/01/23	2 443.000	No Trade	No Trade	23.67%	0	Absolutely No	0	0	Absolutely no Trade	3.03%	-8.30%	C	5		
2025/01/24	2 448.000	No Trade	No Trade	25.96%	0	Absolutely No	0	0	Absolutely no Trade	3.32%	-8.11%	C	1		
2025/01/27	2 438.000	No Trade	No Trade	24.59%	0	Absolutely No	0	0	Absolutely no Trade	3.15%	-5.17%	C	-3		
2025/01/28	2 480.000	No Trade	No Trade	39.12%	0	Absolutely No	0	74	Absolutely no Trade	5.01%	-4.08%	C	-6		
2025/01/29	2 483.000	No Trade	No Trade	42.82%	0	Absolutely No	0	74	Absolutely no Trade	5.22%	-4.24%	C	-8		
2025/01/30	2 465.000	No Trade	No Trade	37.52%	0	Absolutely No	0	0	Absolutely no Trade	4.54%	-4.72%	C	-8		
2025/01/31	2 471.000	No Trade	No Trade	54.39%	0	Absolutely No	0	74	Absolutely no Trade	4.88%	-0.84%	C	-9		
2025/02/03	2 449.000	No Trade	No Trade	46.78%	0	Absolutely No	0	0	Absolutely no Trade	4.20%	-2.06%	C	-10		
2025/02/04	2 469.500	No Trade	No Trade	57.45%	0	Absolutely No	0	0	Absolutely no Trade	5.16%	-1.38%	C	-10		
2025/02/05	2 466.500	No Trade	No Trade	56.97%	0	Absolutely No	0	0	Absolutely no Trade	5.11%	0.06%	C	-12		
2025/02/06	2 467.500	No Trade	No Trade	58.39%	0	Absolutely No	0	0	Absolutely no Trade	5.24%	0.18%	C	-13		
2025/02/07	2 464.000	No Trade	No Trade	59.06%	0	Absolutely No	0	0	Absolutely no Trade	5.18%	-0.36%	C	-15		
2025/02/10	2 461.000	No Trade	No Trade	60.51%	0	Absolutely No	0	0	Absolutely no Trade	5.30%	0.53%	C	-16		
2025/02/11	2 474.500	No Trade	No Trade	68.08%	0	Absolutely No	0	74	Absolutely no Trade	5.97%	1.94%	C	-14		
2025/02/12	2 482.000	No Trade	No Trade	72.73%	0	Research	85	74	Absolutely no Trade	6.37%	1.47%	C	-13		
2025/02/13	2 482.000	No Trade	No Trade	73.71%	0	Research	85	74	Absolutely no Trade	6.46%	2.18%	C	-10		
2025/02/14	2 455.000	No Trade	No Trade	61.47%	0	Absolutely No	0	0	Absolutely no Trade	5.39%	1.78%	C	-10		
2025/02/17	2 337.000	No Trade	No Trade	6.47%	0	Absolutely No	0	-99	Research Defcon Buy	0.57%	-2.97%	C	-10		
2025/02/18	2 325.000	No Trade	No Trade	1.50%	0	Absolutely No	0	-99	Research Defcon Buy	0.13%	-2.39%	C	-11		



Date	9 day	9 vs 21 day	33 day
2024/12/30	Buy_9day	Sell 9 vs 21	Buy 33_Day
2025/01/02	Buy_9day	Sell 9 vs 21	Buy 33_Day
2025/01/03	Buy_9day	Sell 9 vs 21	Buy 33_Day
2025/01/06	Buy_9day	Buy 9 vs 21	Buy 33_Day
2025/01/07	Buy_9day	Buy 9 vs 21	Buy 33_Day
2025/01/08	Buy_9day	Buy 9 vs 21	Buy 33_Day
2025/01/09	Buy_9day	Buy 9 vs 21	Buy 33_Day
2025/01/10	Buy_9day	Buy 9 vs 21	Buy 33_Day
2025/01/13	Buy_9day	Buy 9 vs 21	Buy 33_Day
2025/01/14	Buy_9day	Buy 9 vs 21	Buy 33_Day
2025/01/15	Buy_9day	Buy 9 vs 21	Buy 33_Day
2025/01/16	Buy_9day	Buy 9 vs 21	Buy 33_Day
2025/01/17	Buy_9day	Buy 9 vs 21	Buy 33_Day
2025/01/20	Buy_9day	Buy 9 vs 21	Buy 33_Day
2025/01/21	Sell_9day	Buy 9 vs 21	Buy 33_Day
2025/01/22	Sell_9day	Buy 9 vs 21	Buy 33_Day
2025/01/23	Sell_9day	Buy 9 vs 21	Sell 33_Day
2025/01/24	Sell_9day	Buy 9 vs 21	Sell 33_Day
2025/01/27	Sell_9day	Buy 9 vs 21	Sell 33_Day
2025/01/28	Sell_9day	Sell 9 vs 21	Buy 33_Day
2025/01/29	Sell_9day	Sell 9 vs 21	Buy 33_Day
2025/01/30	Sell_9day	Sell 9 vs 21	Sell 33_Day
2025/01/31	Sell_9day	Sell 9 vs 21	Sell 33_Day
2025/02/03	Sell_9day	Sell 9 vs 21	Sell 33_Day
2025/02/04	Buy_9day	Sell 9 vs 21	Sell 33_Day
2025/02/05	Buy_9day	Sell 9 vs 21	Sell 33_Day
2025/02/06	Buy_9day	Sell 9 vs 21	Sell 33_Day
2025/02/07	Sell_9day	Sell 9 vs 21	Sell 33_Day
2025/02/10	Sell_9day	Sell 9 vs 21	Sell 33_Day
2025/02/11	Buy_9day	Sell 9 vs 21	Sell 33_Day
2025/02/12	Buy_9day	Sell 9 vs 21	Sell 33_Day
2025/02/13	Buy_9day	Sell 9 vs 21	Sell 33_Day
2025/02/14	Sell_9day	Sell 9 vs 21	Sell 33_Day
2025/02/17	Sell_9day	Sell 9 vs 21	Sell 33_Day
2025/02/18	Sell_9day	Sell 9 vs 21	Sell 33_Day

Strategy Universe		Australia	Ascendant guidance		Research	Strategy_Open Date	2025/02/14	Caterpillar Guidance	Trade	
<div><div><div>— WDS.ASX</div><div>--- 21 per. Mov. Avg. (WDS.ASX)</div><div>— Linear (WDS.ASX)</div></div></div>			<div><div><div>— Price</div><div>--- 21 per. Mov. Avg. (Price)</div><div>— Linear (Price)</div></div></div>			(+) : Mom Days		0		
						(-) : Mom Days		2		
						Guided : Factor		9 vs 21 day		
						324_Buy Guidance		0.0%		
						324_Sell Guidance		59.8%		
						Mom_75 (days)		-2.4%		
						9 vs 21 day		-0.75%		
						Price vs 9 day		-4.66%		



S  
e  
l  
l

CFR  
Compagnie Fin Richemont  
Industrials  
Indu  
JSE

Follow the " 3day to 5day waiting period " before entering the trade : understand the Graph, Trend and Variables

Market Cap : (B)1 298 798

Price  
Price  
Individual Instrument  
Individual Instrument  
Individual Instrument

Plan your enrty levels. Focus on the process not the outcome. Expect further short-term deviation from the trade signal. "Patience"

Market Cap : (B)0

-2.359														36.626		-15.525	
Date	Price or Relative Price	Short_Term_ Radar	Medium_ Term_Radar	Caterpillar_ %	Wise_ Owl(Rnk)	324_Factor	Factor_324	Defcon _Index	Defcon _Index_Trade	Margin of Safety	75_Day_Mom	Trade_Rating (Guidance)	Trendsum				
2024/12/18	277 534.000	No Trade	No Trade	27.64%	0	Absolutely No	0	88	Research Defon Sell	-4.98%	7.37%	C	28				
2024/12/19	273 800.000	No Trade	No Trade	34.90%	30	Research	-85	86	Research Defon Sell	-6.28%	8.18%	C	28				
2024/12/20	275 269.000	No Trade	No Trade	32.27%	0	Absolutely No	0	87	Research Defon Sell	-5.81%	9.30%	C	29				
2024/12/23	282 195.000	No Trade	No Trade	19.60%	0	Absolutely No	0	89	Research Defon Sell	-3.53%	12.60%	C	30				
2024/12/27	285 529.000	No Trade	No Trade	13.93%	0	Absolutely No	0	90	Research Defon Sell	-2.51%	14.03%	C	33				
2024/12/30	284 705.000	No Trade	No Trade	15.99%	0	Absolutely No	0	90	Research Defon Sell	-2.88%	13.88%	C	33				
2025/01/02	283 360.000	No Trade	No Trade	19.03%	0	Absolutely No	0	89	Research Defon Sell	-3.43%	12.19%	C	35				
2025/01/03	277 135.000	No Trade	No Trade	30.98%	0	Absolutely No	0	87	Research Defon Sell	-5.58%	11.63%	C	35				
2025/01/06	283 108.000	No Trade	No Trade	20.16%	0	Absolutely No	0	89	Research Defon Sell	-3.63%	13.25%	C	33				
2025/01/07	286 875.000	No Trade	No Trade	13.21%	0	Absolutely No	0	90	Research Defon Sell	-2.38%	16.76%	C	33				
2025/01/08	292 438.000	No Trade	No Trade	2.86%	0	Absolutely No	0	92	Research Defon Sell	-0.51%	20.45%	C	36				
2025/01/09	289 897.000	No Trade	No Trade	7.83%	0	Absolutely No	0	91	Research Defon Sell	-1.41%	22.96%	C	36				
2025/01/10	291 900.000	No Trade	No Trade	4.21%	0	Absolutely No	0	92	Research Defon Sell	-0.76%	25.15%	C	36				
2025/01/13	288 870.000	No Trade	No Trade	10.43%	0	Absolutely No	0	91	Research Defon Sell	-1.88%	23.85%	C	35				
2025/01/14	290 897.000	No Trade	No Trade	6.78%	0	Absolutely No	0	91	Research Defon Sell	-1.22%	18.32%	C	31				
2025/01/15	288 600.000	No Trade	No Trade	11.27%	0	Absolutely No	0	91	Research Defon Sell	-2.03%	10.04%	C	28				
2025/01/16	330 477.000	No Trade	No Trade	66.30%	50	Research	85	100	Research Defon Sell	12.15%	21.28%	A	29				
2025/01/17	336 514.000	No Trade	No Trade	77.29%	50	Research	85	100	Research Defon Sell	14.17%	23.04%	A	30				
2025/01/20	336 011.000	No Trade	No Trade	75.79%	50	Research	85	100	Research Defon Sell	13.89%	25.03%	A	29				
2025/01/21	338 999.000	No Trade	No Trade	81.12%	50	Research	85	100	Research Defon Sell	14.87%	24.65%	A	27				
2025/01/22	340 511.000	No Trade	No Trade	83.73%	50	Research	85	100	Research Defon Sell	15.35%	26.49%	A	28				
2025/01/23	345 272.000	No Trade	No Trade	92.33%	50	Research	85	100	Research Defon Sell	16.92%	29.10%	A	29				
2025/01/24	347 559.000	No Trade	No Trade	96.36%	50	Research	85	100	Research Defon Sell	17.66%	28.26%	A	30				
2025/01/27	357 025.000	No Trade	No Trade	100.00%	60	Research	85	100	Research Defon Sell	20.76%	34.15%	A	33				
2025/01/28	354 615.000	No Trade	No Trade	95.90%	60	Research	85	99	Research Defon Sell	19.91%	31.63%	A	35				
2025/01/29	358 920.000	No Trade	No Trade	100.00%	60	Research	85	100	Research Defon Sell	21.32%	34.18%	A	36				
2025/01/30	358 163.000	No Trade	No Trade	98.63%	60	Research	85	100	Research Defon Sell	21.03%	34.30%	A	38				
2025/01/31	362 676.000	No Trade	No Trade	100.00%	60	Research	85	100	Research Defon Sell	22.52%	36.99%	A	38				
2025/02/03	358 826.000	No Trade	No Trade	93.74%	60	Research	85	99	Research Defon Sell	21.11%	37.02%	B	38				
2025/02/04	362 500.000	No Trade	No Trade	99.08%	60	Research	85	100	Research Defon Sell	22.31%	40.46%	A	38				
2025/02/05	364 500.000	No Trade	No Trade	100.00%	60	Research	85	100	Research Defon Sell	22.95%	40.61%	A	40				
2025/02/06	362 000.000	No Trade	No Trade	96.16%	60	Research	85	99	Research Defon Sell	22.07%	39.24%	A	40				
2025/02/07	356 435.000	No Trade	No Trade	87.83%	60	Research	85	98	Research Defon Sell	20.16%	37.94%	B	38				
2025/02/10	353 517.000	Sell_Panda_ST	No Trade	83.07%	50	Research	85	97	Research Defon Sell	19.07%	37.43%	B	36				
2025/02/11	359 061.000	Sell_Panda_ST	No Trade	91.05%	60	Research	85	99	Research Defon Sell	20.90%	37.84%	B	31				
2025/02/12	362 500.000	No Trade	No Trade	95.93%	90	Research	170	99	Research Defon Sell	22.02%	38.25%	AAA	26				
2025/02/13	375 743.000	No Trade	No Trade	100.00%	90	Research	170	100	Research Defon Sell	26.44%	43.20%	AAA	25				
2025/02/14	376 001.000	No Trade	No Trade	100.00%	90	Research	170	100	Research Defon Sell	26.48%	43.01%	AAA	23				
2025/02/17	373 611.000	No Trade	No Trade	96.54%	90	Research	170	99	Research Defon Sell	25.57%	42.85%	AAA	24				
2025/02/18	371 257.000	No Trade	No Trade	93.41%	90	Research	170	99	Research Defon Sell	24.74%	42.99%	AAA	24				



S  
e  
|  
|

9999.HKE

NetEase

Commerce & Industry

Hong Kong

Asia

Follow the " 3day to 5day waiting period " before entering the trade : understand the Graph, Trend and Variables

Price

Price

Individual Instrument

Individual Instrument

Individual Instrument

Market Cap : (B)

439 545

Plan your enrty levels. Focus on the process not the outcome. Expect further short-term deviation from the trade signal. "Patience"

Price

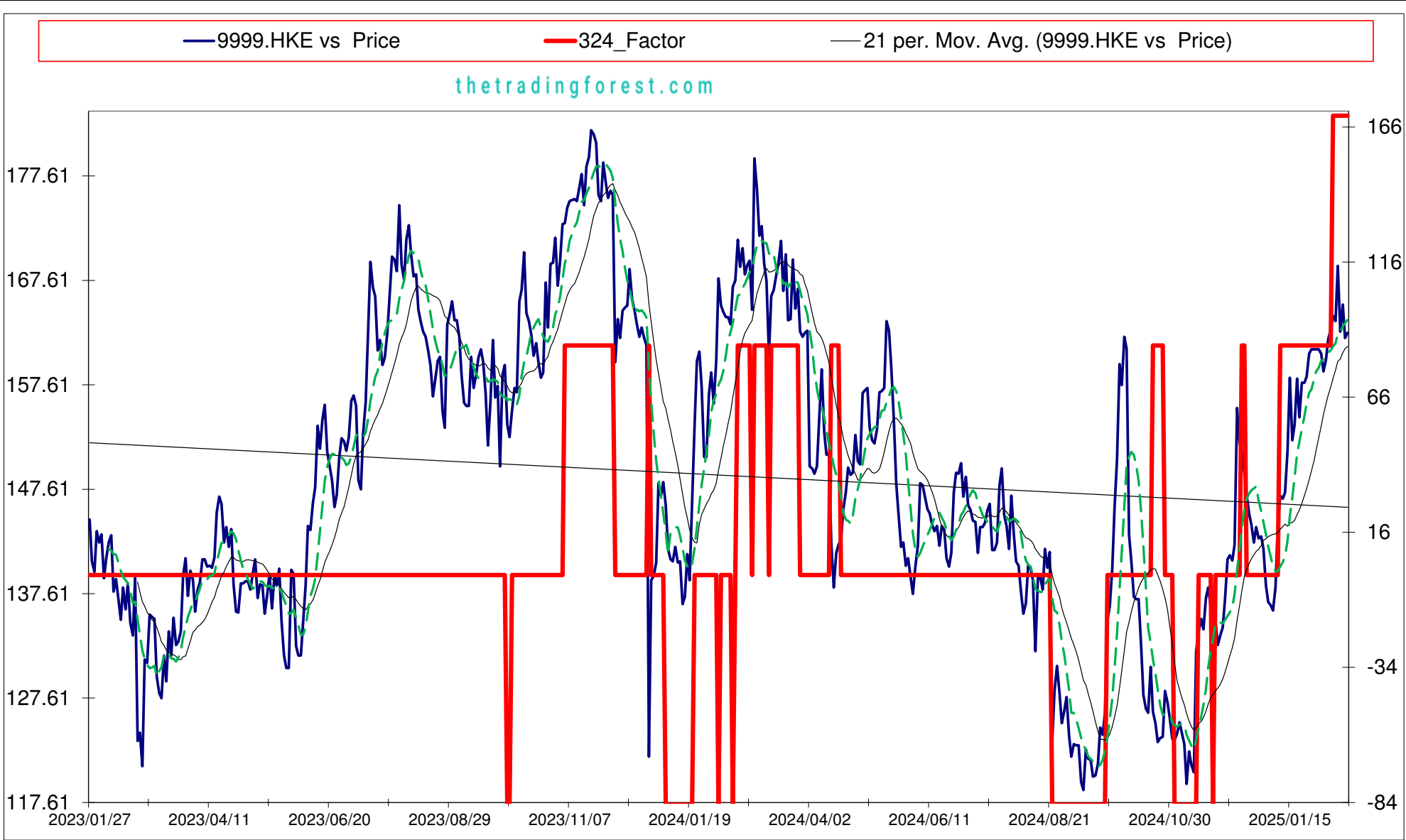
Individual Instrument

Individual Instrument

Market Cap : (B)

0

1.968														-41.969		-21.323	
Date	Price or Relative Price	Short_Term_ Radar	Medium_ Term_Radar	Caterpillar_ %	Wise_ Owl(Rnk)	324_Factor	Factor_324	Defcon _Index	Defcon _Index_Trade	Margin of Safety	75_Day_Mom	Trade_Rating (Guidance)	Trendsum				
2024/12/18	142.500	No Trade	No Trade	17.70%	0	Absolutely No	0	0	Absolutely no Trade	2.71%	15.76%	C	16				
2024/12/19	144.000	No Trade	No Trade	25.04%	0	Absolutely No	0	0	Absolutely no Trade	3.84%	16.98%	C	13				
2024/12/20	142.900	No Trade	No Trade	20.14%	0	Absolutely No	0	0	Absolutely no Trade	3.09%	19.48%	C	10				
2024/12/23	143.100	No Trade	No Trade	21.91%	0	Absolutely No	0	0	Absolutely no Trade	3.36%	20.45%	C	6				
2024/12/27	141.900	No Trade	No Trade	17.35%	0	Absolutely No	0	0	Absolutely no Trade	2.66%	15.65%	C	1				
2024/12/30	138.400	No Trade	No Trade	1.63%	0	Absolutely No	0	0	Absolutely no Trade	0.25%	13.63%	C	-4				
2025/01/02	136.800	No Trade	No Trade	3.36%	0	Absolutely No	0	0	Absolutely no Trade	-0.79%	12.41%	C	-8				
2025/01/03	136.500	No Trade	No Trade	4.12%	0	Absolutely No	0	0	Absolutely no Trade	-0.96%	13.66%	C	-12				
2025/01/06	136.000	No Trade	No Trade	5.15%	0	Absolutely No	0	0	Absolutely no Trade	-1.20%	13.14%	C	-16				
2025/01/07	138.200	No Trade	No Trade	2.84%	0	Absolutely No	0	0	Absolutely no Trade	0.44%	13.93%	C	-19				
2025/01/08	144.100	No Trade	No Trade	31.10%	0	Absolutely No	0	0	Absolutely no Trade	4.77%	15.46%	C	-18				
2025/01/09	147.000	No Trade	No Trade	45.15%	0	Research	85	0	Absolutely no Trade	6.92%	18.45%	C	-16				
2025/01/10	146.700	No Trade	No Trade	44.01%	0	Research	85	0	Absolutely no Trade	6.74%	16.24%	C	-14				
2025/01/13	147.300	No Trade	No Trade	47.73%	0	Research	85	0	Absolutely no Trade	7.31%	9.03%	C	-10				
2025/01/14	151.300	No Trade	No Trade	67.04%	0	Research	85	0	Absolutely no Trade	10.27%	10.92%	C	-7				
2025/01/15	158.300	No Trade	No Trade	100.00%	50	Research	85	90	Research Defon Sell	15.42%	13.07%	C	-4				
2025/01/16	152.300	No Trade	No Trade	71.93%	0	Research	85	0	Absolutely no Trade	11.09%	4.46%	C	0				
2025/01/17	153.800	No Trade	No Trade	79.33%	0	Research	85	0	Absolutely no Trade	12.23%	2.19%	C	3				
2025/01/20	158.200	No Trade	No Trade	100.00%	50	Research	85	91	Research Defon Sell	15.59%	-0.88%	C	6				
2025/01/21	154.500	No Trade	No Trade	82.96%	30	Research	85	88	Research Defon Sell	12.93%	-1.97%	C	6				
2025/01/22	157.800	No Trade	No Trade	98.74%	50	Research	85	90	Research Defon Sell	15.39%	-2.71%	C	5				
2025/01/23	157.800	No Trade	No Trade	99.05%	50	Research	85	90	Research Defon Sell	15.44%	-2.05%	C	4				
2025/01/24	158.400	No Trade	No Trade	100.00%	50	Research	85	91	Research Defon Sell	15.93%	10.61%	C	7				
2025/01/27	160.600	No Trade	No Trade	100.00%	50	Research	85	92	Research Defon Sell	17.68%	14.14%	C	10				
2025/01/28	161.000	No Trade	No Trade	100.00%	50	Research	85	92	Research Defon Sell	18.03%	17.26%	B	13				
2025/01/29	161.000	No Trade	No Trade	100.00%	50	Research	85	92	Research Defon Sell	18.08%	17.43%	B	15				
2025/01/30	161.000	No Trade	No Trade	100.00%	50	Research	85	92	Research Defon Sell	18.13%	17.43%	B	18				
2025/01/31	161.000	No Trade	No Trade	100.00%	50	Research	85	92	Research Defon Sell	18.17%	21.42%	B	21				
2025/02/03	160.600	No Trade	No Trade	99.20%	50	Research	85	92	Research Defon Sell	18.03%	25.57%	B	20				
2025/02/04	158.900	No Trade	No Trade	92.59%	50	Research	85	91	Research Defon Sell	16.83%	25.51%	C	19				
2025/02/05	160.000	Sell_Panda_ST	No Trade	97.31%	50	Research	85	92	Research Defon Sell	17.69%	26.78%	C	18				
2025/02/06	162.000	No Trade	No Trade	100.00%	50	Research	85	93	Research Defon Sell	19.21%	24.04%	B	17				
2025/02/07	162.900	No Trade	No Trade	100.00%	50	Research	85	93	Research Defon Sell	19.92%	28.98%	B	17				
2025/02/10	164.200	No Trade	No Trade	100.00%	75	Research	170	94	Research Defon Sell	21.03%	31.15%	A	17				
2025/02/11	163.700	No Trade	No Trade	98.49%	75	Research	170	94	Research Defon Sell	20.71%	32.66%	A	20				
2025/02/12	169.000	No Trade	No Trade	100.00%	90	Research	170	96	Research Defon Sell	24.67%	36.51%	AA	23				
2025/02/13	162.700	No Trade	No Trade	81.36%	75	Research	170	92	Research Defon Sell	20.07%	31.32%	A	25				
2025/02/14	165.300	No Trade	No Trade	89.35%	75	Research	170	94	Research Defon Sell	22.04%	28.84%	A	26				
2025/02/17	162.100	Sell_Panda_ST	No Trade	80.38%	75	Research	170	92	Research Defon Sell	19.83%	27.44%	A	26				
2025/02/18	162.600	Sell_Panda_ST	No Trade	82.09%	75	Research	170	92	Research Defon Sell	20.25%	29.36%	A	24				



Date	9 day	9 vs 21 day	33 day
2024/12/30	Sell_9day	Buy 9 vs 21	Sell 33_Day
2025/01/02	Sell_9day	Sell 9 vs 21	Sell 33_Day
2025/01/03	Sell_9day	Sell 9 vs 21	Sell 33_Day
2025/01/06	Sell_9day	Sell 9 vs 21	Sell 33_Day
2025/01/07	Sell_9day	Sell 9 vs 21	Sell 33_Day
2025/01/08	Buy_9day	Sell 9 vs 21	Buy 33_Day
2025/01/09	Buy_9day	Sell 9 vs 21	Buy 33_Day
2025/01/10	Buy_9day	Sell 9 vs 21	Buy 33_Day
2025/01/13	Buy_9day	Sell 9 vs 21	Buy 33_Day
2025/01/14	Buy_9day	Sell 9 vs 21	Buy 33_Day
2025/01/15	Buy_9day	Buy 9 vs 21	Buy 33_Day
2025/01/16	Buy_9day	Buy 9 vs 21	Buy 33_Day
2025/01/17	Buy_9day	Buy 9 vs 21	Buy 33_Day
2025/01/20	Buy_9day	Buy 9 vs 21	Buy 33_Day
2025/01/21	Buy_9day	Buy 9 vs 21	Buy 33_Day
2025/01/22	Buy_9day	Buy 9 vs 21	Buy 33_Day
2025/01/23	Buy_9day	Buy 9 vs 21	Buy 33_Day
2025/01/24	Buy_9day	Buy 9 vs 21	Buy 33_Day
2025/01/27	Buy_9day	Buy 9 vs 21	Buy 33_Day
2025/01/28	Buy_9day	Buy 9 vs 21	Buy 33_Day
2025/01/29	Buy_9day	Buy 9 vs 21	Buy 33_Day
2025/01/30	Buy_9day	Buy 9 vs 21	Buy 33_Day
2025/01/31	Buy_9day	Buy 9 vs 21	Buy 33_Day
2025/02/03	Buy_9day	Buy 9 vs 21	Buy 33_Day
2025/02/04	Sell_9day	Buy 9 vs 21	Buy 33_Day
2025/02/05	Sell_9day	Buy 9 vs 21	Buy 33_Day
2025/02/06	Buy_9day	Buy 9 vs 21	Buy 33_Day
2025/02/07	Buy_9day	Buy 9 vs 21	Buy 33_Day
2025/02/10	Buy_9day	Buy 9 vs 21	Buy 33_Day
2025/02/11	Buy_9day	Buy 9 vs 21	Buy 33_Day
2025/02/12	Buy_9day	Buy 9 vs 21	Buy 33_Day
2025/02/13	Buy_9day	Buy 9 vs 21	Buy 33_Day
2025/02/14	Buy_9day	Buy 9 vs 21	Buy 33_Day
2025/02/17	Sell_9day	Buy 9 vs 21	Buy 33_Day
2025/02/18	Sell_9day	Buy 9 vs 21	Buy 33_Day

Strategy Universe

Hong Kong

Ascendant guidance

Trade

Strategy\_Open Date

2025/02/14

Caterpillar Guidance

Trade

9999.HKE

21 per. Mov. Avg. (9999.HKE)

Linear (9999.HKE)

Price

21 per. Mov. Avg. (Price)

Linear (Price)

(+) : Mom Days

50

(-) : Mom Days

0

Guided : Factor

33 day

324\_Buy Guidance

0.0%

324\_Sell Guidance

89.3%

Mom\_75 (days)

29.4%

9 vs 21 day

1.58%

Price vs 9 day

-0.75%



S  
e  
l  
l

ALK.NYS

Alaska Air Group

Industrial

Airlines

New York

Market Cap : (B)

6 654

Price

Price

Individual Instrument

Individual Instrument

Individual Instrument

Market Cap : (B)

0

Follow the " 3day to 5day waiting period " before entering the trade : understand the Graph, Trend and Variables

Plan your enrty levels. Focus on the process not the outcome. Expect further short-term deviation from the trade signal. "Patience"

-2.235												117.589		-52.623	
Date	Price or Relative Price	Short_Term_ Radar	Medium_ Term_Radar	Caterpillar_ %	Wise_ Owl(Rnk)	324_Factor	Factor_324	Defcon _Index	Defcon _Index_Trade	Margin of Safety	75_Day_Mom	Trade_Rating (Guidance)	Trendsum		
2024/12/18	62.440	No Trade	No Trade	26.91%	0	Absolutely No	0	97	Research Defon Sell	12.63%	65.10%	C	17		
2024/12/19	64.970	No Trade	No Trade	36.35%	0	Absolutely No	0	100	Research Defon Sell	17.07%	72.84%	C	16		
2024/12/20	66.020	No Trade	No Trade	42.63%	0	Absolutely No	0	100	Research Defon Sell	18.83%	65.88%	C	17		
2024/12/23	67.470	No Trade	No Trade	47.62%	0	Absolutely No	0	100	Research Defon Sell	21.03%	69.52%	C	17		
2024/12/27	65.830	No Trade	No Trade	41.72%	0	Absolutely No	0	98	Research Defon Sell	17.56%	66.70%	C	17		
2024/12/30	64.870	No Trade	No Trade	38.58%	0	Absolutely No	0	96	Research Defon Sell	15.46%	62.38%	C	15		
2025/01/02	64.300	No Trade	No Trade	37.64%	0	Absolutely No	0	95	Research Defon Sell	14.07%	54.42%	C	16		
2025/01/03	63.980	Sell_Panda_ST	No Trade	37.22%	0	Absolutely No	0	0	Absolutely no Trade	13.38%	54.77%	C	15		
2025/01/06	64.400	Sell_Panda_ST	No Trade	40.73%	0	Absolutely No	0	95	Research Defon Sell	13.75%	57.15%	C	15		
2025/01/07	65.520	No Trade	No Trade	46.26%	0	Absolutely No	0	97	Research Defon Sell	15.60%	64.79%	C	14		
2025/01/08	66.290	No Trade	No Trade	49.91%	0	Absolutely No	0	98	Research Defon Sell	16.83%	67.57%	C	13		
2025/01/09	66.290	No Trade	No Trade	49.53%	0	Absolutely No	0	98	Research Defon Sell	16.70%	65.64%	C	10		
2025/01/10	68.180	No Trade	No Trade	62.32%	50	Research	85	100	Research Defon Sell	19.90%	63.54%	A	11		
2025/01/13	66.470	No Trade	No Trade	57.22%	50	Research	85	97	Research Defon Sell	16.51%	59.71%	B	12		
2025/01/14	67.440	No Trade	No Trade	62.67%	50	Research	85	99	Research Defon Sell	18.08%	58.87%	B	15		
2025/01/15	66.660	No Trade	No Trade	61.52%	50	Research	85	98	Research Defon Sell	16.59%	49.97%	B	17		
2025/01/16	67.420	No Trade	No Trade	69.61%	50	Research	85	99	Research Defon Sell	17.79%	49.82%	B	17		
2025/01/17	66.340	No Trade	No Trade	61.74%	50	Research	85	97	Research Defon Sell	15.78%	46.74%	B	16		
2025/01/20	66.340	Sell_Panda_ST	No Trade	60.27%	50	Research	85	97	Research Defon Sell	15.40%	47.06%	B	15		
2025/01/21	68.880	No Trade	No Trade	77.05%	50	Research	85	100	Research Defon Sell	19.69%	55.94%	A	15		
2025/01/22	67.400	No Trade	No Trade	66.49%	50	Research	85	98	Research Defon Sell	16.99%	57.92%	B	12		
2025/01/23	68.850	No Trade	No Trade	75.84%	50	Research	85	100	Research Defon Sell	19.38%	62.08%	A	9		
2025/01/24	69.950	No Trade	No Trade	82.79%	50	Research	85	100	Research Defon Sell	21.16%	64.43%	A	8		
2025/01/27	70.460	No Trade	No Trade	84.71%	50	Research	85	100	Research Defon Sell	21.65%	64.86%	A	10		
2025/01/28	71.410	No Trade	No Trade	90.61%	50	Research	85	100	Research Defon Sell	23.16%	66.85%	A	14		
2025/01/29	72.200	No Trade	No Trade	95.42%	50	Research	85	100	Research Defon Sell	24.39%	68.06%	A	18		
2025/01/30	74.430	No Trade	No Trade	100.00%	50	Research	85	100	Research Defon Sell	28.09%	66.77%	A	22		
2025/01/31	73.250	No Trade	No Trade	92.29%	50	Research	85	98	Research Defon Sell	25.92%	63.91%	B	24		
2025/02/03	73.490	No Trade	No Trade	92.32%	50	Research	85	99	Research Defon Sell	25.93%	61.87%	B	25		
2025/02/04	75.550	No Trade	No Trade	100.00%	50	Research	85	100	Research Defon Sell	29.33%	62.86%	A	27		
2025/02/05	74.910	No Trade	No Trade	95.80%	50	Research	85	99	Research Defon Sell	28.09%	64.10%	A	28		
2025/02/06	74.410	No Trade	No Trade	92.42%	50	Research	85	98	Research Defon Sell	27.10%	65.58%	B	28		
2025/02/07	75.920	No Trade	No Trade	100.00%	50	Research	85	100	Research Defon Sell	29.55%	64.90%	A	30		
2025/02/10	75.060	No Trade	No Trade	93.66%	60	Research	85	99	Research Defon Sell	27.67%	63.24%	B	31		
2025/02/11	72.850	No Trade	No Trade	80.49%	50	Research	85	96	Research Defon Sell	23.78%	58.96%	B	29		
2025/02/12	73.780	Sell_Panda_ST	No Trade	85.39%	50	Research	85	97	Research Defon Sell	25.23%	61.76%	B	28		
2025/02/13	72.540	Sell_Panda_ST	No Trade	77.83%	50	Research	85	96	Research Defon Sell	23.00%	59.29%	B	25		
2025/02/14	75.740	No Trade	No Trade	95.74%	50	Research	85	100	Research Defon Sell	28.29%	60.81%	A	22		
2025/02/17	75.740	No Trade	No Trade	94.37%	90	Research	170	100	Research Defon Sell	27.88%	61.39%	AAA	17		
2025/02/18	75.340	No Trade	No Trade	91.64%	90	Research	170	99	Research Defon Sell	27.07%	59.38%	AAA	12		



Date	9 day	9 vs 21 day	33 day
2024/12/30	Buy_9day	Buy 9 vs 21	Buy 33_Day
2025/01/02	Sell_9day	Buy 9 vs 21	Buy 33_Day
2025/01/03	Sell_9day	Buy 9 vs 21	Buy 33_Day
2025/01/06	Sell_9day	Buy 9 vs 21	Buy 33_Day
2025/01/07	Buy_9day	Buy 9 vs 21	Buy 33_Day
2025/01/08	Buy_9day	Buy 9 vs 21	Buy 33_Day
2025/01/09	Buy_9day	Buy 9 vs 21	Buy 33_Day
2025/01/10	Buy_9day	Buy 9 vs 21	Buy 33_Day
2025/01/13	Buy_9day	Buy 9 vs 21	Buy 33_Day
2025/01/14	Buy_9day	Buy 9 vs 21	Buy 33_Day
2025/01/15	Buy_9day	Buy 9 vs 21	Buy 33_Day
2025/01/16	Buy_9day	Buy 9 vs 21	Buy 33_Day
2025/01/17	Sell_9day	Buy 9 vs 21	Buy 33_Day
2025/01/20	Sell_9day	Buy 9 vs 21	Buy 33_Day
2025/01/21	Buy_9day	Buy 9 vs 21	Buy 33_Day
2025/01/22	Buy_9day	Buy 9 vs 21	Buy 33_Day
2025/01/23	Buy_9day	Buy 9 vs 21	Buy 33_Day
2025/01/24	Buy_9day	Buy 9 vs 21	Buy 33_Day
2025/01/27	Buy_9day	Buy 9 vs 21	Buy 33_Day
2025/01/28	Buy_9day	Buy 9 vs 21	Buy 33_Day
2025/01/29	Buy_9day	Buy 9 vs 21	Buy 33_Day
2025/01/30	Buy_9day	Buy 9 vs 21	Buy 33_Day
2025/01/31	Buy_9day	Buy 9 vs 21	Buy 33_Day
2025/02/03	Buy_9day	Buy 9 vs 21	Buy 33_Day
2025/02/04	Buy_9day	Buy 9 vs 21	Buy 33_Day
2025/02/05	Buy_9day	Buy 9 vs 21	Buy 33_Day
2025/02/06	Buy_9day	Buy 9 vs 21	Buy 33_Day
2025/02/07	Buy_9day	Buy 9 vs 21	Buy 33_Day
2025/02/10	Buy_9day	Buy 9 vs 21	Buy 33_Day
2025/02/11	Sell_9day	Buy 9 vs 21	Buy 33_Day
2025/02/12	Sell_9day	Buy 9 vs 21	Buy 33_Day
2025/02/13	Sell_9day	Buy 9 vs 21	Buy 33_Day
2025/02/14	Buy_9day	Buy 9 vs 21	Buy 33_Day
2025/02/17	Buy_9day	Buy 9 vs 21	Buy 33_Day
2025/02/18	Buy_9day	Buy 9 vs 21	Buy 33_Day

Strategy Universe

NYSE

Ascendant guidance

Apply Caution

Strategy\_Open Date

2025/01/24

Caterpillar Guidance

Trade

ALK.NYS

21 per. Mov. Avg. (ALK.NYS)

Linear (ALK.NYS)

Price

21 per. Mov. Avg. (Price)

Linear (Price)

(+) : Mom Days

102

(-) : Mom Days

0

Guided : Factor

66 day

324\_Buy Guidance

0.0%

324\_Sell Guidance

99.2%

Mom\_75 (days)

59.4%

9 vs 21 day

2.24%

Price vs 9 day

0.99%

S  
e  
l  
l

CAE.TSX

CAE Inc.

Industrials

Aerospace & Defense

Canada

Follow the " 3day to 5day waiting period " before entering the trade : understand the Graph, Trend and Variables

Price

Price

Individual Instrument

Individual Instrument

Individual Instrument

Market Cap : (B)

10 192

Plan your enrty levels. Focus on the process not the outcome. Expect further short-term deviation from the trade signal. "Patience"

-2.336														33.538														-14.359															
Date	Price or Relative Price	Short_Term_ Radar	Medium_ Term_Radar	Caterpillar_ %	Wise_ Owl(Rnk)	324_Factor	Factor_324	Defcon _Index	Defcon _Index_Trade	Margin of Safety	75_Day_Mom	Trade_Rating (Guidance)	Trendsum																														
2024/12/18	32.770	No Trade	No Trade	29.90%	30	Absolutely No	0	97	Research Defon Sell	10.72%	36.09%	C	43																														
2024/12/19	32.860	Sell_Panda_ST	Sell_Panda_ST	31.99%	30	Absolutely No	0	97	Research Defon Sell	10.99%	37.72%	C	40																														
2024/12/20	34.180	No Trade	No Trade	44.85%	30	Absolutely No	0	100	Research Defon Sell	15.41%	39.62%	C	37																														
2024/12/23	35.320	No Trade	No Trade	59.59%	30	Absolutely No	0	100	Research Defon Sell	19.13%	44.93%	C	36																														
2024/12/27	36.520	No Trade	No Trade	71.65%	50	Research	85	100	Research Defon Sell	23.00%	49.92%	A	34																														
2024/12/30	36.390	No Trade	No Trade	77.07%	50	Research	85	100	Research Defon Sell	22.44%	47.33%	A	34																														
2025/01/02	35.090	No Trade	No Trade	62.69%	50	Research	85	96	Research Defon Sell	17.94%	45.18%	B	33																														
2025/01/03	35.190	No Trade	No Trade	66.14%	50	Research	85	96	Research Defon Sell	18.23%	46.93%	B	31																														
2025/01/06	33.990	No Trade	No Trade	51.78%	0	Research	85	0	Absolutely no Trade	14.08%	41.74%	C	28																														
2025/01/07	34.120	Sell_Panda_ST	No Trade	53.24%	0	Research	85	0	Absolutely no Trade	14.48%	41.58%	C	25																														
2025/01/08	34.000	Sell_Panda_ST	No Trade	51.61%	0	Research	85	0	Absolutely no Trade	14.03%	39.17%	C	21																														
2025/01/09	34.030	Sell_Panda_ST	No Trade	51.83%	0	Research	85	0	Absolutely no Trade	14.09%	40.62%	C	17																														
2025/01/10	34.260	Sell_Panda_ST	No Trade	54.76%	0	Research	85	0	Absolutely no Trade	14.83%	40.99%	C	13																														
2025/01/13	33.870	No Trade	No Trade	49.49%	0	Research	85	0	Absolutely no Trade	13.40%	38.93%	C	8																														
2025/01/14	33.840	No Trade	No Trade	48.97%	0	Research	85	0	Absolutely no Trade	13.26%	39.89%	C	2																														
2025/01/15	34.470	No Trade	No Trade	56.61%	0	Research	85	0	Absolutely no Trade	15.33%	38.32%	C	-1																														
2025/01/16	34.630	No Trade	No Trade	59.22%	0	Research	85	0	Absolutely no Trade	15.82%	38.58%	C	-1																														
2025/01/17	34.920	No Trade	No Trade	62.70%	50	Research	85	96	Research Defon Sell	16.75%	37.53%	B	0																														
2025/01/20	34.810	No Trade	No Trade	60.87%	50	Research	85	95	Research Defon Sell	16.26%	38.52%	B	1																														
2025/01/21	35.380	No Trade	No Trade	67.84%	50	Research	85	97	Research Defon Sell	18.12%	39.02%	B	4																														
2025/01/22	34.800	No Trade	No Trade	65.67%	50	Research	85	95	Research Defon Sell	16.15%	39.65%	B	5																														
2025/01/23	35.030	No Trade	No Trade	71.79%	50	Research	85	96	Research Defon Sell	16.87%	38.68%	B	3																														
2025/01/24	34.880	No Trade	No Trade	69.49%	50	Research	85	96	Research Defon Sell	16.33%	39.52%	B	2																														
2025/01/27	34.920	No Trade	No Trade	70.29%	50	Research	85	96	Research Defon Sell	16.34%	40.24%	B	2																														
2025/01/28	35.000	No Trade	No Trade	72.03%	50	Research	85	96	Research Defon Sell	16.57%	40.17%	B	1																														
2025/01/29	34.980	No Trade	No Trade	71.57%	50	Research	85	96	Research Defon Sell	16.46%	39.92%	B	2																														
2025/01/30	35.300	No Trade	No Trade	76.02%	50	Research	85	97	Research Defon Sell	17.49%	39.25%	B	3																														
2025/01/31	34.270	No Trade	No Trade	60.94%	0	Research	85	0	Absolutely no Trade	14.02%	35.19%	C	1																														
2025/02/03	33.620	No Trade	No Trade	51.04%	0	Research	85	0	Absolutely no Trade	11.74%	31.38%	C	0																														
2025/02/04	33.360	No Trade	No Trade	47.11%	0	Research	85	0	Absolutely no Trade	10.84%	28.90%	C	-1																														
2025/02/05	33.930	No Trade	No Trade	55.17%	0	Research	85	0	Absolutely no Trade	12.69%	29.41%	C	-3																														
2025/02/06	34.000	No Trade	No Trade	56.02%	0	Research	85	0	Absolutely no Trade	12.89%	28.35%	C	-6																														
2025/02/07	34.010	No Trade	No Trade	55.99%	0	Research	85	0	Absolutely no Trade	12.88%	28.97%	C	-8																														
2025/02/10	34.460	No Trade	No Trade	61.96%	0	Research	85	0	Absolutely no Trade	14.25%	34.09%	C	-9																														
2025/02/11	33.980	No Trade	No Trade	54.88%	0	Research	85	0	Absolutely no Trade	12.62%	33.78%	C	-9																														
2025/02/12	33.630	No Trade	No Trade	49.67%	0	Research	85	0	Absolutely no Trade	11.43%	32.25%	C	-9																														
2025/02/13	33.370	No Trade	No Trade	45.75%	0	Research	85	0	Absolutely no Trade	10.53%	29.29%	C	-8																														
2025/02/14	37.990	No Trade	No Trade	100.00%	50	Research	85	100	Research Defon Sell	25.78%	46.06%	A	-5																														
2025/02/17	37.990	No Trade	No Trade	99.49%	50	Research	85	100	Research Defon Sell	25.65%	45.56%	A	-3																														
2025/02/18	37.930	No Trade	No Trade	98.56%	50	Research	85	100	Research Defon Sell	25.41%	45.05%	A	-1																														





PERSON.LSE

Pearson Plc

Consumer Discretionary

Communication

United Kingdom

Market Cap : (B)

8 151

Price

Price

Individual Instrument

Individual Instrument

Individual Instrument

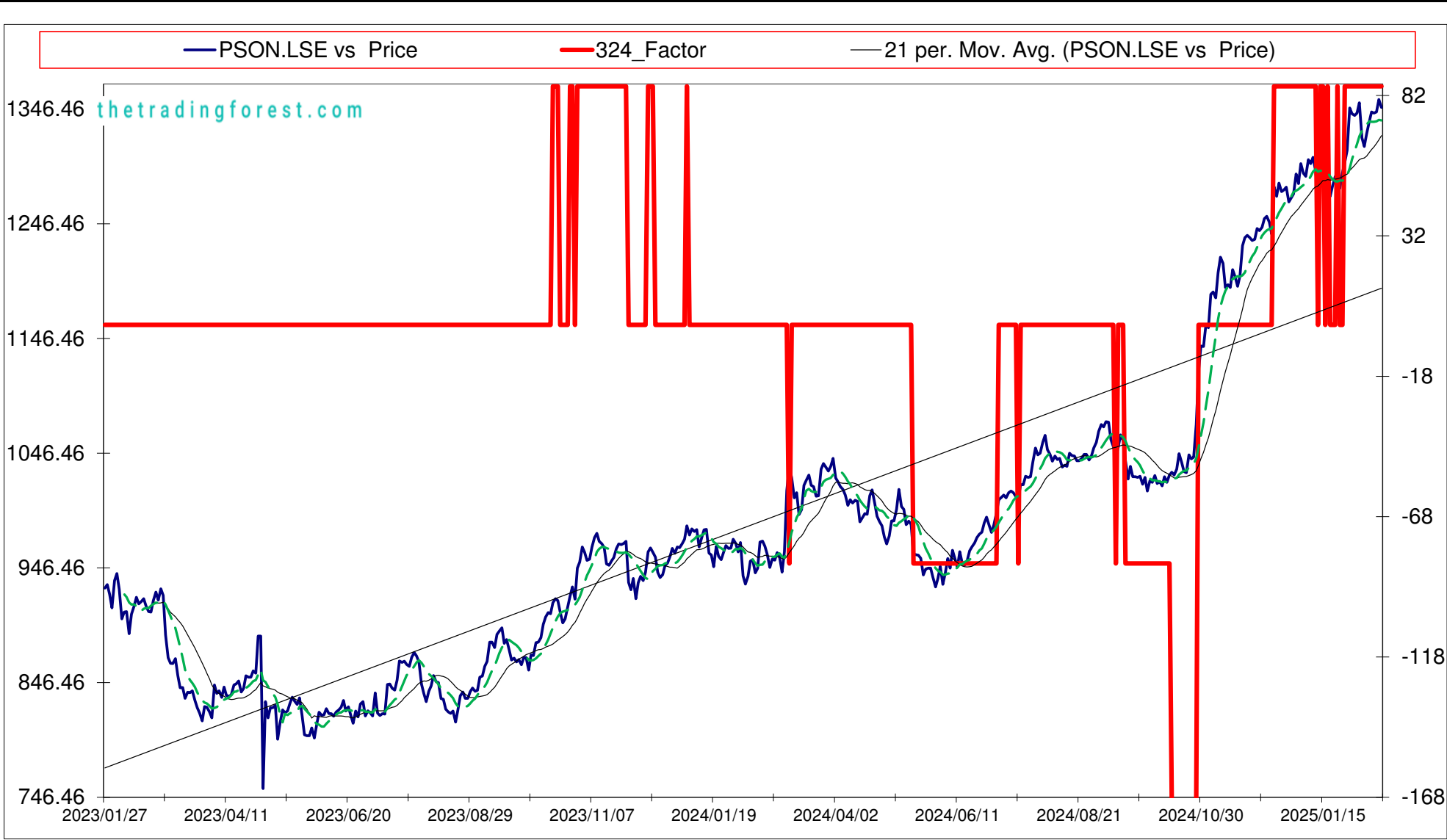
Market Cap : (B)

0

Follow the " 3day to 5day waiting period " before entering the trade : understand the Graph, Trend and Variables

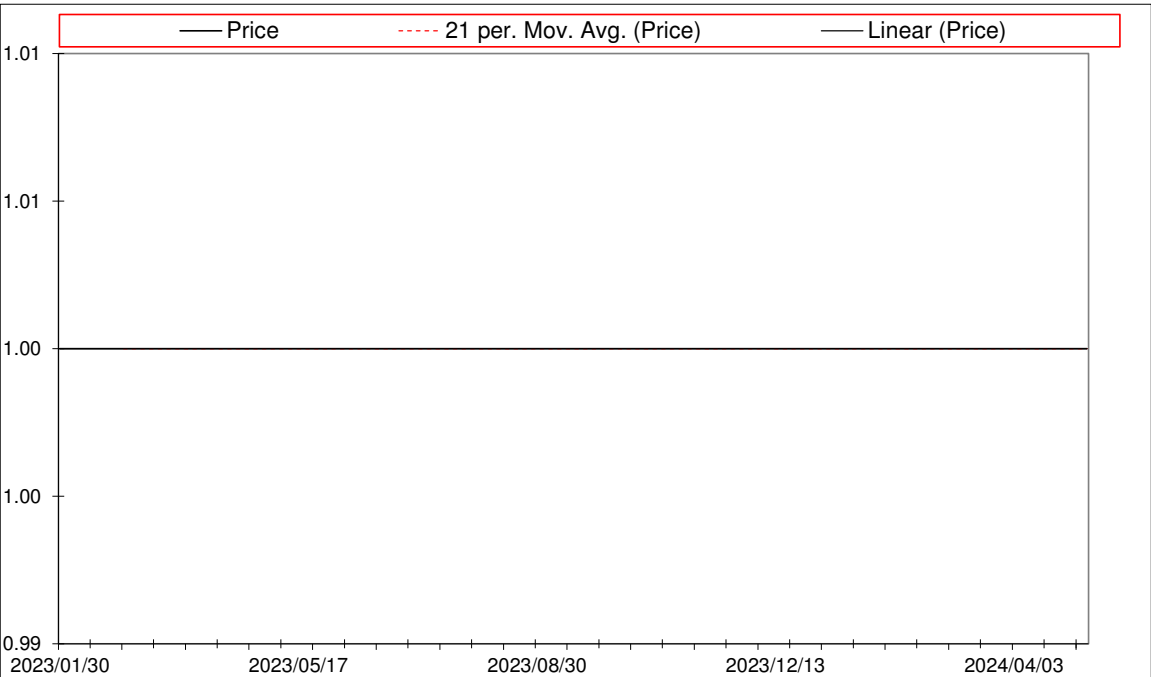
Plan your enrty levels. Focus on the process not the outcome. Expect further short-term deviation from the trade signal. "Patience"

Date	Price or Relative Price	Short_Term_ Radar	Medium_ Term_Radar	Caterpillar_ %	Wise_ Owl(Rnk)	324_Factor	Factor_324	Defcon _Index	Defcon _Index_Trade	Margin of Safety	75_Day_Mom	Trade_Rating (Guidance)	Trendsum
2024/12/18	1 278.500	No Trade	No Trade	68.09%	50	Research	85	100	Research Defon Sell	7.51%	19.04%	A	30
2024/12/19	1 265.500	No Trade	No Trade	57.55%	50	Research	85	99	Research Defon Sell	6.34%	17.89%	B	26
2024/12/20	1 269.000	No Trade	No Trade	59.60%	50	Research	85	99	Research Defon Sell	6.57%	19.89%	B	23
2024/12/23	1 272.500	Sell_Panda_ST	No Trade	60.40%	50	Research	85	99	Research Defon Sell	6.66%	20.90%	A	20
2024/12/27	1 290.000	No Trade	No Trade	71.20%	50	Research	85	100	Research Defon Sell	7.85%	23.56%	A	20
2024/12/30	1 281.500	No Trade	No Trade	62.89%	50	Research	85	99	Research Defon Sell	6.93%	21.87%	A	21
2025/01/02	1 299.000	No Trade	No Trade	74.26%	50	Research	85	100	Research Defon Sell	8.19%	22.26%	A	23
2025/01/03	1 290.500	No Trade	No Trade	67.22%	50	Research	85	99	Research Defon Sell	7.41%	22.03%	A	23
2025/01/06	1 288.000	No Trade	No Trade	63.48%	50	Research	85	99	Research Defon Sell	7.00%	23.85%	A	23
2025/01/07	1 302.500	No Trade	No Trade	73.79%	50	Research	85	100	Research Defon Sell	8.13%	27.20%	A	24
2025/01/08	1 299.000	No Trade	No Trade	70.53%	50	Research	85	100	Research Defon Sell	7.77%	25.51%	A	25
2025/01/09	1 304.500	No Trade	No Trade	74.05%	50	Research	85	100	Research Defon Sell	8.16%	27.14%	A	28
2025/01/10	1 292.500	No Trade	No Trade	64.40%	50	Research	85	99	Research Defon Sell	7.10%	25.97%	A	31
2025/01/13	1 270.000	Sell_Panda_ST	Sell_Panda_ST	45.68%	0	Absolutely No	0	97	Research Defon Sell	5.03%	23.84%	C	28
2025/01/14	1 290.000	Sell_Panda_ST	No Trade	60.07%	50	Research	85	99	Research Defon Sell	6.62%	25.67%	B	24
2025/01/15	1 295.000	No Trade	No Trade	63.21%	50	Research	85	99	Research Defon Sell	6.97%	27.02%	A	18
2025/01/16	1 278.500	Sell_Panda_ST	Sell_Panda_ST	50.24%	0	Absolutely No	0	98	Research Defon Sell	5.54%	24.67%	C	15
2025/01/17	1 289.000	Sell_Panda_ST	No Trade	57.50%	50	Research	85	99	Research Defon Sell	6.34%	27.18%	B	12
2025/01/20	1 270.500	No Trade	No Trade	41.85%	0	Absolutely No	0	97	Research Defon Sell	4.61%	24.25%	C	10
2025/01/21	1 279.500	No Trade	No Trade	47.98%	0	Absolutely No	0	98	Research Defon Sell	5.29%	25.32%	C	8
2025/01/22	1 287.500	No Trade	No Trade	53.34%	0	Absolutely No	0	99	Research Defon Sell	5.88%	25.37%	C	5
2025/01/23	1 290.500	No Trade	No Trade	54.98%	50	Research	85	99	Research Defon Sell	6.06%	26.52%	B	4
2025/01/24	1 277.500	No Trade	No Trade	44.69%	0	Absolutely No	0	98	Research Defon Sell	4.93%	25.00%	C	3
2025/01/27	1 291.000	No Trade	No Trade	52.94%	0	Absolutely No	0	99	Research Defon Sell	5.83%	26.82%	C	3
2025/01/28	1 300.000	No Trade	No Trade	59.03%	50	Research	85	100	Research Defon Sell	6.51%	26.71%	A	4
2025/01/29	1 310.500	No Trade	No Trade	66.22%	50	Research	85	100	Research Defon Sell	7.30%	28.35%	A	4
2025/01/30	1 347.500	No Trade	No Trade	93.08%	50	Research	85	100	Research Defon Sell	10.26%	31.14%	A	6
2025/01/31	1 342.500	No Trade	No Trade	88.74%	50	Research	85	100	Research Defon Sell	9.78%	30.34%	A	9
2025/02/03	1 341.000	No Trade	No Trade	85.77%	50	Research	85	100	Research Defon Sell	9.45%	30.51%	A	13
2025/02/04	1 343.000	No Trade	No Trade	86.63%	50	Research	85	100	Research Defon Sell	9.55%	30.07%	A	16
2025/02/05	1 352.000	No Trade	No Trade	92.67%	50	Research	85	100	Research Defon Sell	10.21%	29.25%	A	18
2025/02/06	1 321.500	No Trade	No Trade	69.50%	50	Research	85	98	Research Defon Sell	7.66%	27.25%	B	19
2025/02/07	1 314.000	Sell_Panda_ST	No Trade	63.35%	50	Research	85	97	Research Defon Sell	6.98%	27.51%	B	20
2025/02/10	1 325.000	Sell_Panda_ST	No Trade	69.65%	50	Research	85	98	Research Defon Sell	7.68%	28.70%	B	20
2025/02/11	1 335.500	Sell_Panda_ST	No Trade	76.78%	50	Research	85	99	Research Defon Sell	8.46%	27.80%	B	15
2025/02/12	1 344.000	No Trade	No Trade	82.43%	50	Research	85	99	Research Defon Sell	9.09%	29.04%	A	12
2025/02/13	1 343.000	No Trade	No Trade	81.08%	50	Research	85	99	Research Defon Sell	8.94%	28.76%	A	9
2025/02/14	1 344.000	No Trade	No Trade	81.21%	50	Research	85	99	Research Defon Sell	8.95%	25.43%	A	9
2025/02/17	1 355.000	No Trade	No Trade	87.45%	50	Research	85	100	Research Defon Sell	9.64%	21.20%	A	12
2025/02/18	1 348.000	No Trade	No Trade	81.70%	50	Research	85	99	Research Defon Sell	9.00%	18.25%	A	14



Date	9 day	9 vs 21 day	33 day
2025/01/02	Buy_9day	Buy 9 vs 21	Buy 33_Day
2025/01/03	Buy_9day	Buy 9 vs 21	Buy 33_Day
2025/01/06	Buy_9day	Buy 9 vs 21	Buy 33_Day
2025/01/07	Buy_9day	Buy 9 vs 21	Buy 33_Day
2025/01/08	Buy_9day	Buy 9 vs 21	Buy 33_Day
2025/01/09	Buy_9day	Buy 9 vs 21	Buy 33_Day
2025/01/10	Sell_9day	Buy 9 vs 21	Buy 33_Day
2025/01/13	Sell_9day	Buy 9 vs 21	Buy 33_Day
2025/01/14	Sell_9day	Buy 9 vs 21	Buy 33_Day
2025/01/15	Buy_9day	Buy 9 vs 21	Buy 33_Day
2025/01/16	Sell_9day	Buy 9 vs 21	Buy 33_Day
2025/01/17	Sell_9day	Buy 9 vs 21	Buy 33_Day
2025/01/20	Sell_9day	Buy 9 vs 21	Sell 33_Day
2025/01/21	Sell_9day	Buy 9 vs 21	Buy 33_Day
2025/01/22	Buy_9day	Sell 9 vs 21	Buy 33_Day
2025/01/23	Buy_9day	Sell 9 vs 21	Buy 33_Day
2025/01/24	Sell_9day	Sell 9 vs 21	Sell 33_Day
2025/01/27	Buy_9day	Sell 9 vs 21	Buy 33_Day
2025/01/28	Buy_9day	Sell 9 vs 21	Buy 33_Day
2025/01/29	Buy_9day	Sell 9 vs 21	Buy 33_Day
2025/01/30	Buy_9day	Buy 9 vs 21	Buy 33_Day
2025/01/31	Buy_9day	Buy 9 vs 21	Buy 33_Day
2025/02/03	Buy_9day	Buy 9 vs 21	Buy 33_Day
2025/02/04	Buy_9day	Buy 9 vs 21	Buy 33_Day
2025/02/05	Buy_9day	Buy 9 vs 21	Buy 33_Day
2025/02/06	Sell_9day	Buy 9 vs 21	Buy 33_Day
2025/02/07	Sell_9day	Buy 9 vs 21	Buy 33_Day
2025/02/10	Sell_9day	Buy 9 vs 21	Buy 33_Day
2025/02/11	Sell_9day	Buy 9 vs 21	Buy 33_Day
2025/02/12	Buy_9day	Buy 9 vs 21	Buy 33_Day
2025/02/13	Buy_9day	Buy 9 vs 21	Buy 33_Day
2025/02/14	Buy_9day	Buy 9 vs 21	Buy 33_Day
2025/02/17	Buy_9day	Buy 9 vs 21	Buy 33_Day
2025/02/18	Buy_9day	Buy 9 vs 21	Buy 33_Day

Strategy Universe	United Kingdom	Ascendant guidance	Research	Strategy_Open Date	2025/01/24	Caterpillar Guidance	Trade
-------------------	----------------	--------------------	----------	--------------------	------------	----------------------	-------



(+) : Mom Days	80
(-) : Mom Days	0
Guided : Factor	66 day
324_Buy Guidance	0.0%
324_Sell Guidance	99.5%
Mom_75 (days)	18.2%
9 vs 21 day	1.00%
Price vs 9 day	0.85%

S  
e  
l  
l

CTT.LIS

Ctt Correios Port

Industrials

Industrial Goods & Services

Portugal

Market Cap : (B)613

Price

Price

Individual Instrument

Individual Instrument

Individual Instrument

Market Cap : (B)0

Follow the " 3day to 5day waiting period " before entering the trade : understand the Graph, Trend and Variables

Plan your enrty levels. Focus on the process not the outcome. Expect further short-term deviation from the trade signal. "Patience"

Date	Price or Relative Price	Short_Term_ Radar	Medium_ Term_Radar	Caterpillar_ %	Wise_ Owl(Rnk)	324_Factor	Factor_324	Defcon _Index	Defcon _Index_Trade	Margin of Safety	75_Day_Mom	Trade_Rating (Guidance)	Trendsum
2024/12/18	4.675	No Trade	No Trade	46.89%	50	Research	-85	99	Research Defon Sell	-6.76%	5.41%	C	2
2024/12/19	5.170	No Trade	No Trade	23.25%	0	Absolutely No	0	100	Research Defon Sell	3.03%	15.92%	C	3
2024/12/20	5.390	No Trade	No Trade	56.26%	50	Research	-85	100	Research Defon Sell	7.32%	19.25%	A	7
2024/12/23	5.230	No Trade	No Trade	29.84%	0	Absolutely No	0	97	Research Defon Sell	3.88%	15.96%	C	9
2024/12/27	5.230	No Trade	No Trade	27.26%	0	Absolutely No	0	97	Research Defon Sell	3.55%	16.22%	C	11
2024/12/30	5.300	No Trade	No Trade	35.96%	0	Absolutely No	0	98	Research Defon Sell	4.68%	17.13%	C	13
2025/01/02	5.380	No Trade	No Trade	46.13%	50	Research	-85	100	Research Defon Sell	6.01%	19.42%	A	11
2025/01/03	5.380	No Trade	No Trade	45.48%	0	Absolutely No	0	100	Research Defon Sell	5.92%	20.36%	C	11
2025/01/06	5.420	No Trade	No Trade	49.56%	50	Research	-85	100	Research Defon Sell	6.45%	20.18%	A	14
2025/01/07	5.340	No Trade	No Trade	36.84%	0	Absolutely No	0	99	Research Defon Sell	4.80%	20.68%	C	16
2025/01/08	5.340	No Trade	No Trade	36.20%	0	Absolutely No	0	99	Research Defon Sell	4.71%	20.13%	C	16
2025/01/09	5.370	No Trade	No Trade	40.07%	0	Absolutely No	0	99	Research Defon Sell	5.22%	21.36%	C	16
2025/01/10	5.280	Sell_Panda_ST	No Trade	25.89%	0	Absolutely No	0	97	Research Defon Sell	3.37%	18.79%	C	15
2025/01/13	5.280	Sell_Panda_ST	No Trade	23.99%	0	Absolutely No	0	97	Research Defon Sell	3.12%	18.39%	C	13
2025/01/14	5.280	No Trade	No Trade	23.36%	0	Absolutely No	0	97	Research Defon Sell	3.04%	18.12%	C	9
2025/01/15	5.300	No Trade	No Trade	25.73%	0	Absolutely No	0	98	Research Defon Sell	3.35%	19.91%	C	6
2025/01/16	5.390	No Trade	No Trade	38.57%	0	Absolutely No	0	99	Research Defon Sell	5.02%	23.06%	C	2
2025/01/17	5.420	No Trade	No Trade	42.42%	0	Absolutely No	0	100	Research Defon Sell	5.52%	23.46%	C	1
2025/01/20	5.650	No Trade	No Trade	74.81%	0	Absolutely No	0	100	Research Defon Sell	9.74%	30.18%	C	1
2025/01/21	5.740	No Trade	No Trade	87.56%	50	Research	85	100	Research Defon Sell	11.40%	33.02%	A	4
2025/01/22	5.720	No Trade	No Trade	83.90%	50	Research	85	100	Research Defon Sell	10.92%	34.27%	A	7
2025/01/23	5.780	No Trade	No Trade	92.16%	50	Research	85	100	Research Defon Sell	12.00%	35.84%	A	11
2025/01/24	5.830	No Trade	No Trade	98.91%	50	Research	85	100	Research Defon Sell	12.88%	37.66%	A	16
2025/01/27	5.780	No Trade	No Trade	89.45%	50	Research	85	99	Research Defon Sell	11.64%	36.16%	A	20
2025/01/28	5.810	No Trade	No Trade	93.22%	50	Research	85	100	Research Defon Sell	12.13%	37.51%	A	22
2025/01/29	5.870	No Trade	No Trade	100.00%	50	Research	85	100	Research Defon Sell	13.20%	39.26%	A	22
2025/01/30	5.840	No Trade	No Trade	94.95%	50	Research	85	99	Research Defon Sell	12.54%	35.19%	A	22
2025/01/31	5.890	No Trade	No Trade	100.00%	50	Research	85	100	Research Defon Sell	13.41%	36.34%	A	23
2025/02/03	5.950	No Trade	No Trade	100.00%	50	Research	85	100	Research Defon Sell	14.30%	37.89%	A	26
2025/02/04	6.110	No Trade	No Trade	100.00%	50	Research	85	100	Research Defon Sell	17.28%	41.27%	A	28
2025/02/05	6.190	No Trade	No Trade	100.00%	50	Research	85	100	Research Defon Sell	18.72%	43.62%	A	30
2025/02/06	6.140	No Trade	No Trade	94.39%	60	Research	85	99	Research Defon Sell	17.67%	43.29%	A	33
2025/02/07	6.170	No Trade	No Trade	96.96%	60	Research	85	100	Research Defon Sell	18.15%	45.35%	A	34
2025/02/10	6.360	No Trade	No Trade	100.00%	60	Research	85	100	Research Defon Sell	21.51%	50.18%	A	36
2025/02/11	6.230	No Trade	No Trade	88.02%	60	Research	85	98	Research Defon Sell	18.93%	46.93%	B	37
2025/02/12	6.220	No Trade	No Trade	86.70%	60	Research	85	98	Research Defon Sell	18.65%	48.10%	B	36
2025/02/13	6.500	No Trade	No Trade	100.00%	60	Research	85	100	Research Defon Sell	23.89%	54.76%	A	36
2025/02/14	6.630	No Trade	No Trade	100.00%	100	Research	170	100	Research Defon Sell	26.27%	58.80%	AAA	36
2025/02/17	6.610	No Trade	No Trade	97.44%	100	Research	170	100	Research Defon Sell	25.60%	56.45%	AAA	38
2025/02/18	6.640	No Trade	No Trade	99.23%	100	Research	170	100	Research Defon Sell	26.07%	61.17%	AAA	40





S  
e  
l  
l

CPU.ASX  
Computershare  
Information Technology  
Australian Listing  
Australia

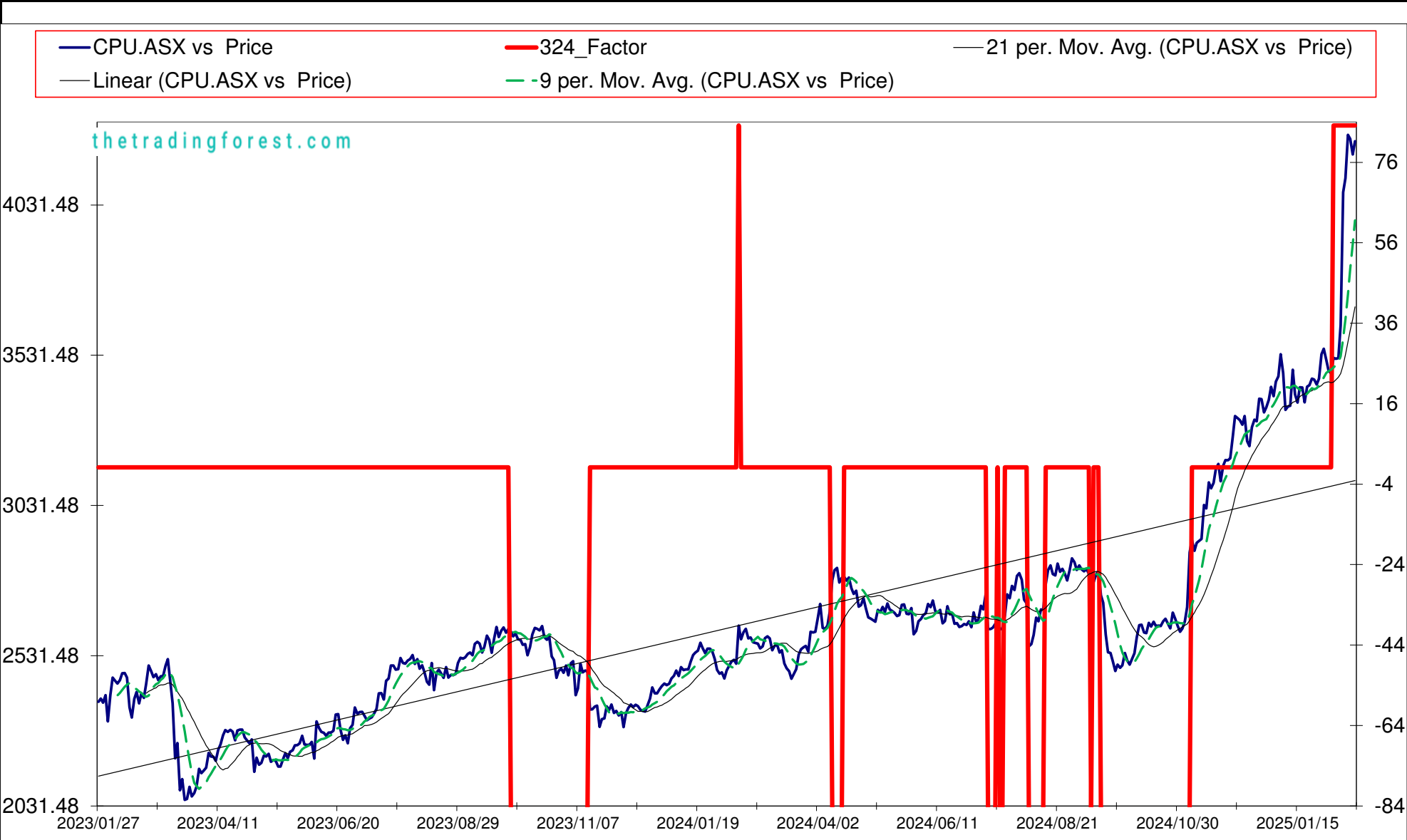
Follow the " 3day to 5day waiting period " before entering the trade : understand the Graph, Trend and Variables

Price  
Price  
Individual Instrument  
Individual Instrument  
Individual Instrument  
Market Cap : (B) 18 569

Plan your enrty levels. Focus on the process not the outcome. Expect further short-term deviation from the trade signal. "Patience"

Price  
Price  
Individual Instrument  
Individual Instrument  
Individual Instrument  
Market Cap : (B) 0

Date	Price or Relative Price	Short_Term_ Radar	Medium_ Term_Radar	Caterpillar_ %	Wise_ Owl(Rnk)	324_Factor	Factor_324	Defcon _Index	Defcon _Index_Trade	Margin of Safety	75_Day_Mom	Trade_Rating (Guidance)	Trendsum
2024/12/18	3 385.000	No Trade	No Trade	32.75%	0	Absolutely No	0	100	Research Defon Sell	7.34%	20.38%	C	19
2024/12/19	3 341.000	No Trade	No Trade	26.20%	0	Absolutely No	0	99	Research Defon Sell	5.87%	18.43%	C	19
2024/12/20	3 358.000	No Trade	No Trade	28.27%	0	Absolutely No	0	99	Research Defon Sell	6.34%	19.74%	C	20
2024/12/23	3 383.000	No Trade	No Trade	30.79%	0	Absolutely No	0	100	Research Defon Sell	6.91%	23.47%	C	17
2024/12/27	3 426.000	No Trade	No Trade	35.51%	0	Absolutely No	0	100	Research Defon Sell	7.96%	23.37%	C	19
2024/12/30	3 395.000	No Trade	No Trade	31.12%	0	Absolutely No	0	99	Research Defon Sell	6.76%	21.16%	C	21
2025/01/02	3 444.000	No Trade	No Trade	37.17%	0	Absolutely No	0	100	Research Defon Sell	8.08%	22.34%	C	23
2025/01/03	3 461.000	No Trade	No Trade	39.28%	0	Absolutely No	0	100	Research Defon Sell	8.54%	26.66%	C	23
2025/01/06	3 534.500	No Trade	No Trade	49.99%	0	Absolutely No	0	100	Research Defon Sell	10.61%	30.52%	C	24
2025/01/07	3 471.500	No Trade	No Trade	40.35%	0	Absolutely No	0	98	Research Defon Sell	8.56%	33.42%	C	25
2025/01/08	3 350.000	No Trade	No Trade	22.63%	0	Absolutely No	0	0	Absolutely no Trade	4.69%	31.73%	C	23
2025/01/09	3 361.000	Sell_Panda_ST	Sell_Panda_ST	24.89%	0	Absolutely No	0	95	Research Defon Sell	4.96%	32.27%	C	22
2025/01/10	3 363.000	Sell_Panda_ST	Sell_Panda_ST	24.84%	0	Absolutely No	0	95	Research Defon Sell	4.95%	33.82%	C	20
2025/01/13	3 483.500	No Trade	No Trade	43.32%	0	Absolutely No	0	99	Research Defon Sell	8.49%	40.41%	C	18
2025/01/14	3 401.000	Sell_Panda_ST	No Trade	29.83%	0	Absolutely No	0	96	Research Defon Sell	5.84%	35.93%	C	15
2025/01/15	3 374.000	Sell_Panda_ST	Sell_Panda_ST	25.17%	0	Absolutely No	0	95	Research Defon Sell	4.93%	35.45%	C	12
2025/01/16	3 424.500	No Trade	No Trade	32.82%	0	Absolutely No	0	97	Research Defon Sell	6.43%	36.98%	C	9
2025/01/17	3 424.000	No Trade	No Trade	32.36%	0	Absolutely No	0	97	Research Defon Sell	6.34%	34.78%	C	5
2025/01/20	3 375.000	No Trade	No Trade	23.49%	0	Absolutely No	0	95	Research Defon Sell	4.60%	34.11%	C	4
2025/01/21	3 427.000	No Trade	No Trade	31.35%	0	Absolutely No	0	97	Research Defon Sell	6.14%	36.97%	C	5
2025/01/22	3 432.000	No Trade	No Trade	31.77%	0	Absolutely No	0	97	Research Defon Sell	6.22%	36.16%	C	5
2025/01/23	3 454.000	No Trade	No Trade	35.37%	0	Absolutely No	0	98	Research Defon Sell	6.83%	35.98%	C	7
2025/01/24	3 451.000	No Trade	No Trade	34.60%	0	Absolutely No	0	98	Research Defon Sell	6.67%	33.14%	C	9
2025/01/27	3 434.000	No Trade	No Trade	30.74%	0	Absolutely No	0	97	Research Defon Sell	5.92%	30.42%	C	10
2025/01/28	3 453.500	No Trade	No Trade	36.98%	0	Absolutely No	0	98	Research Defon Sell	6.45%	31.06%	C	11
2025/01/29	3 535.000	No Trade	No Trade	51.11%	0	Absolutely No	0	100	Research Defon Sell	8.89%	35.49%	C	12
2025/01/30	3 553.000	No Trade	No Trade	53.87%	0	Absolutely No	0	100	Research Defon Sell	9.37%	36.29%	C	15
2025/01/31	3 516.000	No Trade	No Trade	58.27%	0	Absolutely No	0	99	Research Defon Sell	8.16%	33.13%	C	18
2025/02/03	3 480.000	No Trade	No Trade	51.27%	0	Absolutely No	0	98	Research Defon Sell	6.83%	32.37%	C	20
2025/02/04	3 471.000	No Trade	No Trade	53.90%	0	Absolutely No	0	98	Research Defon Sell	6.48%	31.23%	C	21
2025/02/05	3 522.500	No Trade	No Trade	66.43%	50	Research	85	99	Research Defon Sell	7.99%	33.94%	A	18
2025/02/06	3 520.000	No Trade	No Trade	65.19%	50	Research	85	99	Research Defon Sell	7.84%	33.74%	A	16
2025/02/07	3 522.000	No Trade	No Trade	65.09%	50	Research	85	99	Research Defon Sell	7.83%	33.92%	A	15
2025/02/10	3 631.000	No Trade	No Trade	90.96%	50	Research	85	100	Research Defon Sell	10.94%	37.23%	A	15
2025/02/11	4 074.000	No Trade	No Trade	100.00%	50	Research	85	100	Research Defon Sell	24.39%	53.48%	A	17
2025/02/12	4 121.000	No Trade	No Trade	100.00%	50	Research	85	100	Research Defon Sell	25.74%	56.25%	A	19
2025/02/13	4 265.000	No Trade	No Trade	100.00%	50	Research	85	100	Research Defon Sell	30.05%	62.60%	A	21
2025/02/14	4 251.000	No Trade	No Trade	98.29%	50	Research	85	100	Research Defon Sell	29.53%	58.92%	A	24
2025/02/17	4 200.000	No Trade	No Trade	92.26%	50	Research	85	98	Research Defon Sell	27.72%	58.25%	B	27
2025/02/18	4 244.000	No Trade	No Trade	96.42%	50	Research	85	100	Research Defon Sell	28.97%	61.25%	A	30



Date	9 day	9 vs 21 day	33 day
2024/12/30	Buy_9day	Buy 9 vs 21	Buy 33_Day
2025/01/02	Buy_9day	Buy 9 vs 21	Buy 33_Day
2025/01/03	Buy_9day	Buy 9 vs 21	Buy 33_Day
2025/01/06	Buy_9day	Buy 9 vs 21	Buy 33_Day
2025/01/07	Buy_9day	Buy 9 vs 21	Buy 33_Day
2025/01/08	Sell_9day	Buy 9 vs 21	Buy 33_Day
2025/01/09	Sell_9day	Buy 9 vs 21	Buy 33_Day
2025/01/10	Sell_9day	Buy 9 vs 21	Buy 33_Day
2025/01/13	Buy_9day	Buy 9 vs 21	Buy 33_Day
2025/01/14	Sell_9day	Buy 9 vs 21	Buy 33_Day
2025/01/15	Sell_9day	Buy 9 vs 21	Buy 33_Day
2025/01/16	Buy_9day	Buy 9 vs 21	Buy 33_Day
2025/01/17	Buy_9day	Buy 9 vs 21	Buy 33_Day
2025/01/20	Sell_9day	Sell 9 vs 21	Buy 33_Day
2025/01/21	Buy_9day	Sell 9 vs 21	Buy 33_Day
2025/01/22	Buy_9day	Buy 9 vs 21	Buy 33_Day
2025/01/23	Buy_9day	Buy 9 vs 21	Buy 33_Day
2025/01/24	Buy_9day	Sell 9 vs 21	Buy 33_Day
2025/01/27	Buy_9day	Sell 9 vs 21	Buy 33_Day
2025/01/28	Buy_9day	Buy 9 vs 21	Buy 33_Day
2025/01/29	Buy_9day	Buy 9 vs 21	Buy 33_Day
2025/01/30	Buy_9day	Buy 9 vs 21	Buy 33_Day
2025/01/31	Buy_9day	Buy 9 vs 21	Buy 33_Day
2025/02/03	Buy_9day	Buy 9 vs 21	Buy 33_Day
2025/02/04	Sell_9day	Buy 9 vs 21	Buy 33_Day
2025/02/05	Buy_9day	Buy 9 vs 21	Buy 33_Day
2025/02/06	Buy_9day	Buy 9 vs 21	Buy 33_Day
2025/02/07	Buy_9day	Buy 9 vs 21	Buy 33_Day
2025/02/10	Buy_9day	Buy 9 vs 21	Buy 33_Day
2025/02/11	Buy_9day	Buy 9 vs 21	Buy 33_Day
2025/02/12	Buy_9day	Buy 9 vs 21	Buy 33_Day
2025/02/13	Buy_9day	Buy 9 vs 21	Buy 33_Day
2025/02/14	Buy_9day	Buy 9 vs 21	Buy 33_Day
2025/02/17	Buy_9day	Buy 9 vs 21	Buy 33_Day
2025/02/18	Buy_9day	Buy 9 vs 21	Buy 33_Day

Strategy Universe

Australia

Ascendant guidance

Research

Strategy\_Open Date

2025/01/24

Caterpillar Guidance

Trade

CPU.ASX

21 per. Mov. Avg. (CPU.ASX)

Linear (CPU.ASX)

Price

21 per. Mov. Avg. (Price)

Linear (Price)

(+) : Mom Days

71

(-) : Mom Days

0

Guided : Factor

66 day

324\_Buy Guidance

0.0%

324\_Sell Guidance

99.5%

Mom\_75 (days)

61.2%

9 vs 21 day

7.79%

Price vs 9 day

6.61%

S  
e  
l  
l

2531.TKS

Takara Holdings Inc.

Foods

Japan

Asia

Follow the " 3day to 5day waiting period " before entering the trade : understand the Graph, Trend and Variables

Price

Price

Individual Instrument

Individual Instrument

Individual Instrument

Market Cap : (B)

237 334

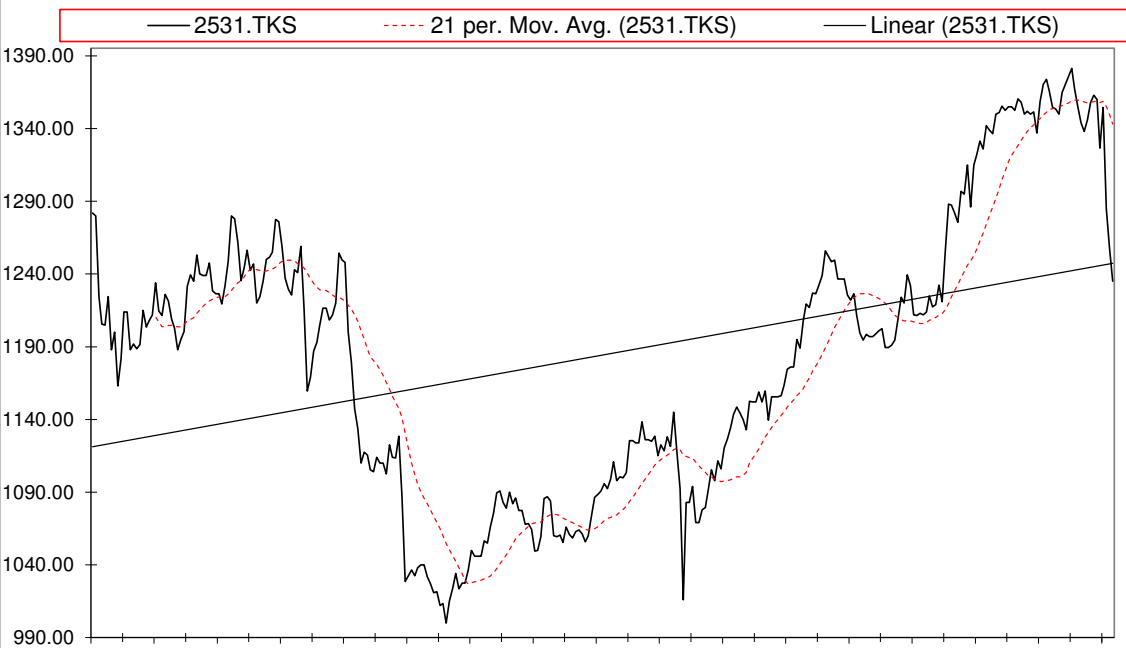
0

Plan your enrty levels. Focus on the process not the outcome. Expect further short-term deviation from the trade signal. "Patience"

-2.433										22.325		-9.175	
Date	Price or Relative Price	Short_Term_ Radar	Medium_ Term_Radar	Caterpillar_ %	Wise_ Owl(Rnk)	324_Factor	Factor_324	Defcon _Index	Defcon _Index_Trade	Margin of Safety	75_Day_Mom	Trade_Rating (Guidance)	Trendsum
2024/12/18	1 339.000	No Trade	No Trade	56.22%	30	Absolutely No	0	100	Research Defon Sell	8.76%	16.23%	C	37
2024/12/19	1 336.500	No Trade	No Trade	54.77%	30	Absolutely No	0	100	Research Defon Sell	8.53%	15.31%	C	37
2024/12/20	1 350.000	No Trade	No Trade	62.72%	50	Research	85	100	Research Defon Sell	9.61%	17.19%	A	37
2024/12/23	1 351.000	No Trade	No Trade	67.04%	50	Research	85	100	Research Defon Sell	9.62%	16.52%	A	37
2024/12/27	1 355.500	No Trade	No Trade	68.91%	50	Research	85	100	Research Defon Sell	9.88%	18.96%	A	40
2024/12/30	1 352.500	No Trade	No Trade	66.71%	50	Research	85	100	Research Defon Sell	9.57%	17.05%	A	43
2025/01/02	1 355.000	No Trade	No Trade	67.62%	50	Research	85	100	Research Defon Sell	9.70%	17.27%	A	44
2025/01/03	1 355.000	No Trade	No Trade	67.45%	50	Research	85	100	Research Defon Sell	9.67%	17.27%	A	44
2025/01/06	1 352.500	No Trade	No Trade	65.54%	50	Research	85	100	Research Defon Sell	9.40%	16.95%	A	41
2025/01/07	1 360.500	No Trade	No Trade	69.89%	50	Research	85	100	Research Defon Sell	10.02%	16.93%	A	40
2025/01/08	1 358.000	No Trade	No Trade	68.31%	50	Research	85	100	Research Defon Sell	9.80%	15.62%	A	40
2025/01/09	1 350.000	No Trade	No Trade	63.63%	50	Research	85	99	Research Defon Sell	9.13%	14.80%	C	36
2025/01/10	1 352.000	Sell_Panda_ST	No Trade	64.59%	50	Research	85	99	Research Defon Sell	9.26%	14.97%	C	33
2025/01/13	1 350.000	Sell_Panda_ST	No Trade	62.97%	50	Research	85	99	Research Defon Sell	9.03%	12.97%	C	27
2025/01/14	1 351.500	Sell_Panda_ST	No Trade	63.65%	50	Research	85	99	Research Defon Sell	9.13%	13.67%	C	21
2025/01/15	1 337.000	Sell_Panda_ST	Sell_Panda_ST	55.32%	50	Research	85	98	Research Defon Sell	7.93%	10.68%	C	16
2025/01/16	1 358.500	No Trade	No Trade	67.25%	50	Research	85	100	Research Defon Sell	9.65%	11.40%	C	12
2025/01/17	1 370.500	No Trade	No Trade	73.84%	50	Research	85	100	Research Defon Sell	10.59%	12.61%	C	11
2025/01/20	1 374.000	No Trade	No Trade	75.30%	50	Research	85	100	Research Defon Sell	10.80%	11.98%	C	10
2025/01/21	1 365.500	No Trade	No Trade	70.35%	50	Research	85	99	Research Defon Sell	10.09%	11.33%	C	9
2025/01/22	1 354.500	No Trade	No Trade	64.00%	50	Research	85	99	Research Defon Sell	9.18%	9.90%	C	9
2025/01/23	1 353.500	No Trade	No Trade	63.27%	50	Research	85	99	Research Defon Sell	9.08%	9.24%	C	9
2025/01/24	1 350.000	No Trade	No Trade	61.14%	50	Research	85	98	Research Defon Sell	8.77%	7.48%	C	7
2025/01/27	1 365.000	No Trade	No Trade	69.07%	50	Research	85	99	Research Defon Sell	9.91%	9.03%	C	6
2025/01/28	1 370.500	No Trade	No Trade	71.99%	50	Research	85	100	Research Defon Sell	10.32%	9.77%	C	3
2025/01/29	1 376.000	No Trade	No Trade	74.91%	50	Research	85	100	Research Defon Sell	10.74%	10.12%	C	2
2025/01/30	1 381.500	No Trade	No Trade	77.82%	50	Research	85	100	Research Defon Sell	11.16%	11.73%	C	2
2025/01/31	1 367.000	No Trade	No Trade	69.52%	50	Research	85	99	Research Defon Sell	9.97%	10.55%	C	3
2025/02/03	1 355.000	No Trade	No Trade	62.29%	50	Research	85	98	Research Defon Sell	8.93%	9.58%	C	3
2025/02/04	1 344.000	No Trade	No Trade	55.96%	50	Research	85	97	Research Defon Sell	8.03%	9.67%	C	3
2025/02/05	1 338.000	No Trade	No Trade	52.44%	50	Research	85	97	Research Defon Sell	7.52%	9.49%	C	1
2025/02/06	1 346.000	No Trade	No Trade	56.76%	50	Research	85	97	Research Defon Sell	8.14%	9.74%	C	-1
2025/02/07	1 358.000	No Trade	No Trade	63.31%	50	Research	85	98	Research Defon Sell	9.08%	12.09%	C	-3
2025/02/10	1 363.000	No Trade	No Trade	65.62%	50	Research	85	99	Research Defon Sell	9.41%	13.63%	C	-4
2025/02/11	1 360.000	No Trade	No Trade	63.77%	50	Research	85	98	Research Defon Sell	9.15%	13.86%	C	-7
2025/02/12	1 326.500	No Trade	No Trade	44.86%	50	Research	85	96	Research Defon Sell	6.43%	10.68%	C	-13
2025/02/13	1 354.500	No Trade	No Trade	60.36%	50	Research	85	98	Research Defon Sell	8.66%	13.16%	C	-16
2025/02/14	1 285.000	No Trade	No Trade	21.34%	0	Absolutely No	0	0	Absolutely no Trade	3.06%	7.35%	C	-18
2025/02/17	1 258.000	No Trade	No Trade	5.78%	0	Absolutely No	0	0	Absolutely no Trade	0.83%	4.92%	C	-19
2025/02/18	1 235.000	No Trade	No Trade	6.93%	0	Absolutely No	0	-80	Research Defcon Buy	-1.04%	2.83%	C	-19



Date	9 day	9 vs 21 day	33 day
2024/12/30	Buy_9day	Buy 9 vs 21	Buy 33_Day
2025/01/02	Buy_9day	Buy 9 vs 21	Buy 33_Day
2025/01/03	Buy_9day	Buy 9 vs 21	Buy 33_Day
2025/01/06	Buy_9day	Buy 9 vs 21	Buy 33_Day
2025/01/07	Buy_9day	Buy 9 vs 21	Buy 33_Day
2025/01/08	Buy_9day	Buy 9 vs 21	Buy 33_Day
2025/01/09	Sell_9day	Buy 9 vs 21	Buy 33_Day
2025/01/10	Sell_9day	Buy 9 vs 21	Buy 33_Day
2025/01/13	Sell_9day	Buy 9 vs 21	Buy 33_Day
2025/01/14	Sell_9day	Buy 9 vs 21	Buy 33_Day
2025/01/15	Sell_9day	Buy 9 vs 21	Buy 33_Day
2025/01/16	Buy_9day	Buy 9 vs 21	Buy 33_Day
2025/01/17	Buy_9day	Buy 9 vs 21	Buy 33_Day
2025/01/20	Buy_9day	Buy 9 vs 21	Buy 33_Day
2025/01/21	Buy_9day	Buy 9 vs 21	Buy 33_Day
2025/01/22	Sell_9day	Buy 9 vs 21	Buy 33_Day
2025/01/23	Sell_9day	Buy 9 vs 21	Buy 33_Day
2025/01/24	Sell_9day	Buy 9 vs 21	Buy 33_Day
2025/01/27	Buy_9day	Buy 9 vs 21	Buy 33_Day
2025/01/28	Buy_9day	Buy 9 vs 21	Buy 33_Day
2025/01/29	Buy_9day	Buy 9 vs 21	Buy 33_Day
2025/01/30	Buy_9day	Buy 9 vs 21	Buy 33_Day
2025/01/31	Buy_9day	Buy 9 vs 21	Buy 33_Day
2025/02/03	Sell_9day	Buy 9 vs 21	Buy 33_Day
2025/02/04	Sell_9day	Buy 9 vs 21	Sell 33_Day
2025/02/05	Sell_9day	Buy 9 vs 21	Sell 33_Day
2025/02/06	Sell_9day	Buy 9 vs 21	Sell 33_Day
2025/02/07	Sell_9day	Buy 9 vs 21	Buy 33_Day
2025/02/10	Buy_9day	Buy 9 vs 21	Buy 33_Day
2025/02/11	Buy_9day	Sell 9 vs 21	Buy 33_Day
2025/02/12	Sell_9day	Sell 9 vs 21	Sell 33_Day
2025/02/13	Buy_9day	Sell 9 vs 21	Sell 33_Day
2025/02/14	Sell_9day	Sell 9 vs 21	Sell 33_Day
2025/02/17	Sell_9day	Sell 9 vs 21	Sell 33_Day
2025/02/18	Sell_9day	Sell 9 vs 21	Sell 33_Day

Strategy Universe		Japan		Ascendant guidance		Trade		Strategy_Open Date		2025/01/24		Caterpillar Guidance		Trade			
<div><div><div>— 2531.TKS</div><div>----- 21 per. Mov. Avg. (2531.TKS)</div><div>— Linear (2531.TKS)</div></div></div>														(+): Mom Days		0	
														(-): Mom Days		0	
														Guided: Factor		9 vs 21 day	
														324_Buy Guidance		76.5%	
														324_Sell Guidance		0.0%	
														Mom_75 (days)		2.8%	
														9 vs 21 day		-1.68%	
														Price vs 9 day		-6.49%	



S  
e  
|  
|

1803.TKS

Shimizu Corp.

Construction

Japan

Asia

Follow the " 3day to 5day waiting period " before entering the trade : understand the Graph, Trend and Variables

Price

Price

Individual Instrument

Individual Instrument

Individual Instrument

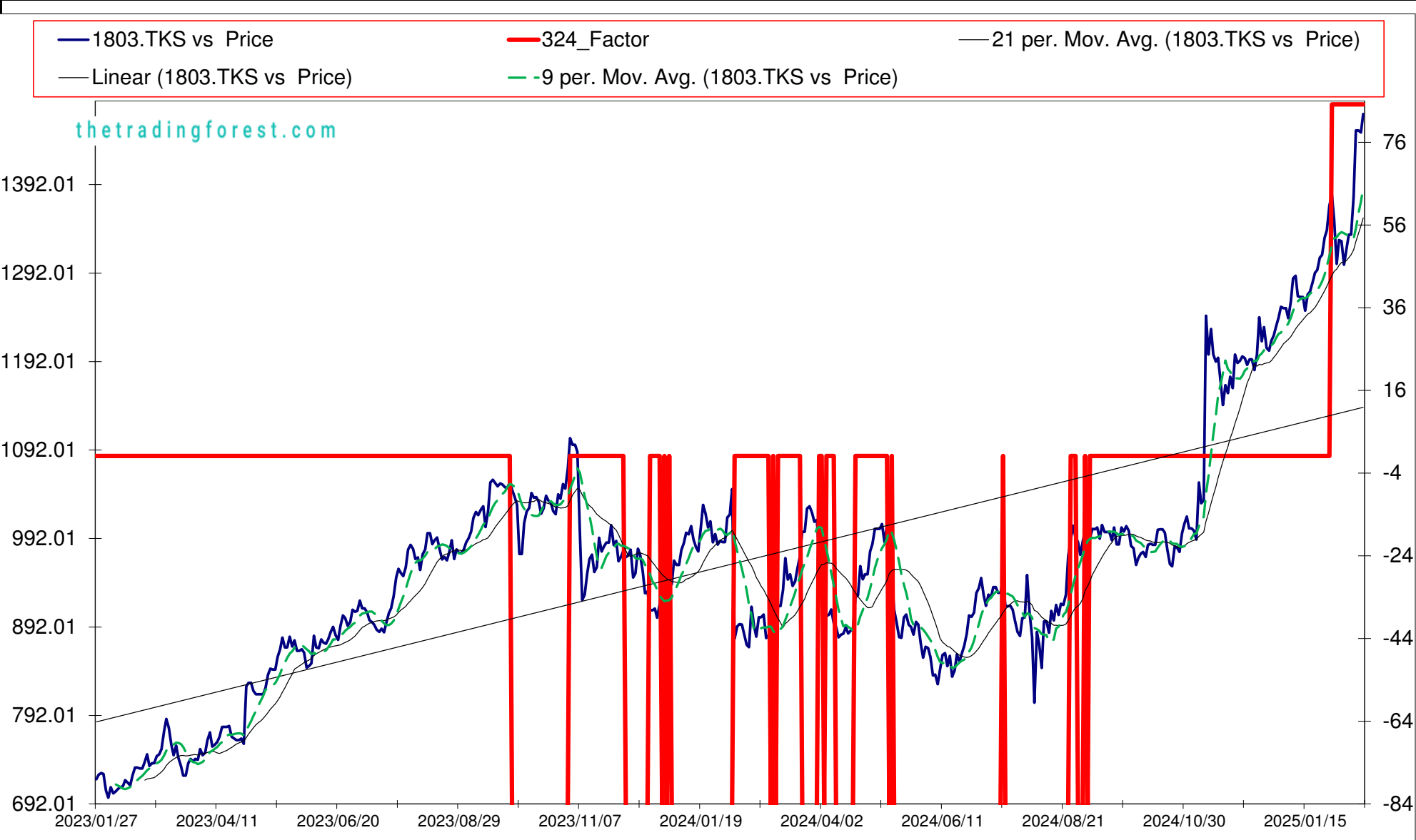
Market Cap : (B)

813 769

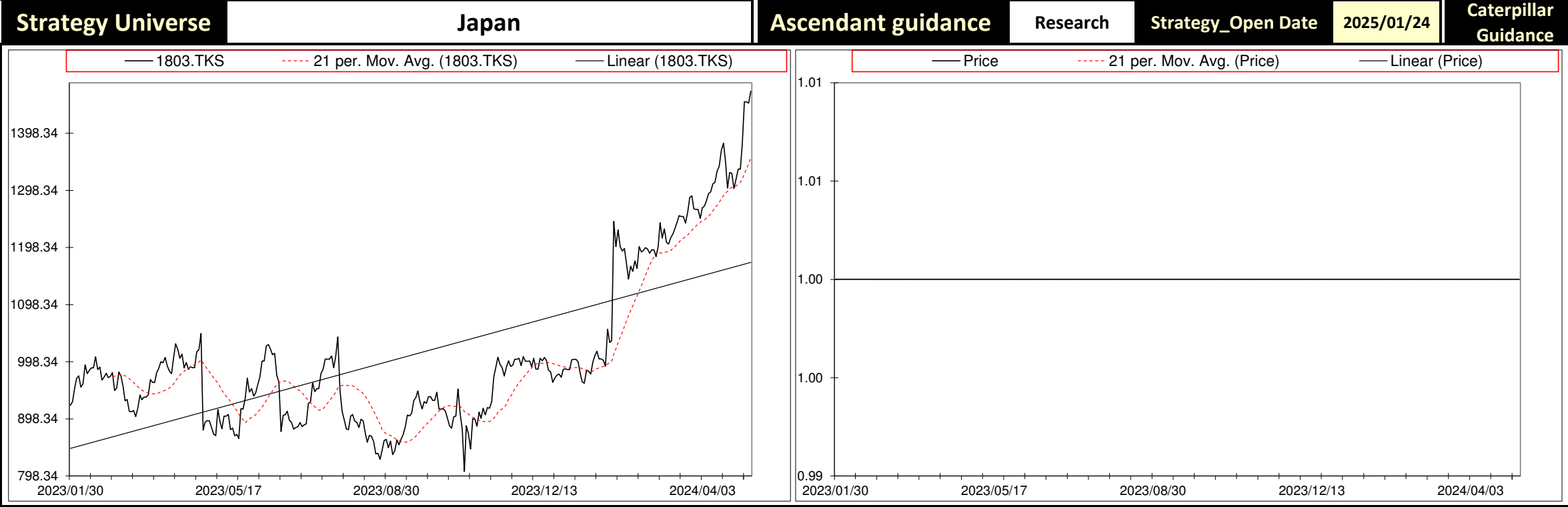
Market Cap : (B)

0

-2.271														58.966		-25.966	
Date	Price or Relative Price	Short_Term_ Radar	Medium_ Term_Radar	Caterpillar_ %	Wise_ Owl(Rnk)	324_Factor	Factor_324	Defcon _Index	Defcon _Index_Trade	Margin of Safety	75_Day_Mom	Trade_Rating (Guidance)	Trendsum				
2024/12/18	1 204.500	No Trade	No Trade	20.66%	0	Absolutely No	0	97	Research Defon Sell	6.51%	21.35%	C	3				
2024/12/19	1 215.500	No Trade	No Trade	23.54%	0	Absolutely No	0	98	Research Defon Sell	7.42%	21.19%	C	1				
2024/12/20	1 222.000	No Trade	No Trade	25.15%	0	Absolutely No	0	98	Research Defon Sell	7.93%	21.90%	C	-1				
2024/12/23	1 232.000	No Trade	No Trade	27.31%	0	Absolutely No	0	99	Research Defon Sell	8.61%	22.65%	C	0				
2024/12/27	1 242.000	No Trade	No Trade	29.24%	0	Absolutely No	0	100	Research Defon Sell	9.22%	25.23%	C	-2				
2024/12/30	1 254.000	No Trade	No Trade	31.94%	0	Absolutely No	0	100	Research Defon Sell	10.07%	24.47%	C	1				
2025/01/02	1 252.500	No Trade	No Trade	30.88%	0	Absolutely No	0	100	Research Defon Sell	9.73%	25.33%	C	3				
2025/01/03	1 252.500	No Trade	No Trade	30.67%	0	Absolutely No	0	100	Research Defon Sell	9.67%	25.33%	C	6				
2025/01/06	1 241.000	No Trade	No Trade	26.84%	0	Absolutely No	0	99	Research Defon Sell	8.46%	24.14%	C	8				
2025/01/07	1 259.500	No Trade	No Trade	31.75%	0	Absolutely No	0	100	Research Defon Sell	10.01%	27.22%	C	13				
2025/01/08	1 286.000	No Trade	No Trade	38.88%	0	Absolutely No	0	100	Research Defon Sell	12.25%	28.02%	C	17				
2025/01/09	1 289.000	No Trade	No Trade	39.49%	0	Absolutely No	0	100	Research Defon Sell	12.45%	30.81%	C	20				
2025/01/10	1 266.000	No Trade	No Trade	32.91%	0	Absolutely No	0	98	Research Defon Sell	10.37%	28.48%	C	19				
2025/01/13	1 265.000	No Trade	No Trade	31.99%	0	Absolutely No	0	98	Research Defon Sell	10.08%	25.93%	C	19				
2025/01/14	1 265.000	No Trade	No Trade	31.78%	0	Absolutely No	0	98	Research Defon Sell	10.02%	26.50%	C	17				
2025/01/15	1 249.500	Sell_Panda_ST	No Trade	27.29%	0	Absolutely No	0	97	Research Defon Sell	8.60%	24.20%	C	15				
2025/01/16	1 268.000	No Trade	No Trade	32.18%	0	Absolutely No	0	98	Research Defon Sell	10.14%	26.67%	C	15				
2025/01/17	1 271.000	No Trade	No Trade	32.79%	0	Absolutely No	0	99	Research Defon Sell	10.34%	29.23%	C	14				
2025/01/20	1 281.000	No Trade	No Trade	34.90%	0	Absolutely No	0	99	Research Defon Sell	11.00%	30.58%	C	13				
2025/01/21	1 292.500	No Trade	No Trade	37.85%	0	Absolutely No	0	100	Research Defon Sell	11.93%	34.34%	C	16				
2025/01/22	1 295.500	No Trade	No Trade	38.45%	0	Absolutely No	0	100	Research Defon Sell	12.12%	33.56%	C	17				
2025/01/23	1 309.500	No Trade	No Trade	42.08%	0	Absolutely No	0	100	Research Defon Sell	13.26%	34.31%	C	18				
2025/01/24	1 312.500	No Trade	No Trade	42.68%	0	Absolutely No	0	100	Research Defon Sell	13.45%	34.37%	C	20				
2025/01/27	1 332.000	No Trade	No Trade	47.37%	0	Absolutely No	0	100	Research Defon Sell	14.93%	37.14%	C	23				
2025/01/28	1 340.500	No Trade	No Trade	49.47%	0	Absolutely No	0	100	Research Defon Sell	15.59%	36.11%	C	25				
2025/01/29	1 368.500	No Trade	No Trade	56.91%	0	Absolutely No	0	100	Research Defon Sell	17.94%	38.78%	C	27				
2025/01/30	1 381.000	No Trade	No Trade	60.09%	50	Research	85	100	Research Defon Sell	18.94%	40.23%	A	29				
2025/01/31	1 351.500	No Trade	No Trade	51.81%	50	Research	85	98	Research Defon Sell	16.33%	37.24%	B	31				
2025/02/03	1 302.500	No Trade	No Trade	37.78%	0	Research	85	0	Absolutely no Trade	11.91%	29.99%	C	30				
2025/02/04	1 329.500	Sell_Panda_ST	No Trade	44.93%	50	Research	85	96	Research Defon Sell	14.16%	32.62%	B	28				
2025/02/05	1 328.000	Sell_Panda_ST	No Trade	44.30%	50	Research	85	96	Research Defon Sell	13.96%	32.47%	B	23				
2025/02/06	1 301.500	Sell_Panda_ST	Sell_Panda_ST	36.87%	0	Research	85	0	Absolutely no Trade	11.62%	30.33%	C	18				
2025/02/07	1 318.000	Sell_Panda_ST	No Trade	41.14%	50	Research	85	95	Research Defon Sell	12.97%	34.59%	B	14				
2025/02/10	1 335.500	No Trade	No Trade	45.25%	50	Research	85	97	Research Defon Sell	14.26%	38.64%	B	11				
2025/02/11	1 335.500	No Trade	No Trade	45.03%	50	Research	85	97	Research Defon Sell	14.19%	39.03%	B	8				
2025/02/12	1 378.500	No Trade	No Trade	58.32%	50	Research	85	100	Research Defon Sell	17.80%	40.22%	A	6				
2025/02/13	1 453.500	No Trade	No Trade	79.36%	50	Research	85	100	Research Defon Sell	24.13%	48.01%	A	6				
2025/02/14	1 453.500	No Trade	No Trade	82.58%	50	Research	85	100	Research Defon Sell	24.06%	48.77%	A	9				
2025/02/17	1 451.000	No Trade	No Trade	97.89%	50	Research	85	100	Research Defon Sell	23.62%	45.41%	A	10				
2025/02/18	1 472.000	No Trade	No Trade	100.00%	50	Research	85	100	Research Defon Sell	25.34%	45.96%	A	12				



9 day	9 day	9 vs 21 day	33 day
2024/12/30	Buy_9day	Buy 9 vs 21	Buy 33_Day
2025/01/02	Buy_9day	Buy 9 vs 21	Buy 33_Day
2025/01/03	Buy_9day	Buy 9 vs 21	Buy 33_Day
2025/01/06	Buy_9day	Buy 9 vs 21	Buy 33_Day
2025/01/07	Buy_9day	Buy 9 vs 21	Buy 33_Day
2025/01/08	Buy_9day	Buy 9 vs 21	Buy 33_Day
2025/01/09	Buy_9day	Buy 9 vs 21	Buy 33_Day
2025/01/10	Buy_9day	Buy 9 vs 21	Buy 33_Day
2025/01/13	Buy_9day	Buy 9 vs 21	Buy 33_Day
2025/01/14	Buy_9day	Buy 9 vs 21	Buy 33_Day
2025/01/15	Sell_9day	Buy 9 vs 21	Buy 33_Day
2025/01/16	Buy_9day	Buy 9 vs 21	Buy 33_Day
2025/01/17	Buy_9day	Buy 9 vs 21	Buy 33_Day
2025/01/20	Buy_9day	Buy 9 vs 21	Buy 33_Day
2025/01/21	Buy_9day	Buy 9 vs 21	Buy 33_Day
2025/01/22	Buy_9day	Buy 9 vs 21	Buy 33_Day
2025/01/23	Buy_9day	Buy 9 vs 21	Buy 33_Day
2025/01/24	Buy_9day	Buy 9 vs 21	Buy 33_Day
2025/01/27	Buy_9day	Buy 9 vs 21	Buy 33_Day
2025/01/28	Buy_9day	Buy 9 vs 21	Buy 33_Day
2025/01/29	Buy_9day	Buy 9 vs 21	Buy 33_Day
2025/01/30	Buy_9day	Buy 9 vs 21	Buy 33_Day
2025/01/31	Buy_9day	Buy 9 vs 21	Buy 33_Day
2025/02/03	Sell_9day	Buy 9 vs 21	Buy 33_Day
2025/02/04	Sell_9day	Buy 9 vs 21	Buy 33_Day
2025/02/05	Sell_9day	Buy 9 vs 21	Buy 33_Day
2025/02/06	Sell_9day	Buy 9 vs 21	Buy 33_Day
2025/02/07	Sell_9day	Buy 9 vs 21	Buy 33_Day
2025/02/10	Buy_9day	Buy 9 vs 21	Buy 33_Day
2025/02/11	Buy_9day	Buy 9 vs 21	Buy 33_Day
2025/02/12	Buy_9day	Buy 9 vs 21	Buy 33_Day
2025/02/13	Buy_9day	Buy 9 vs 21	Buy 33_Day
2025/02/14	Buy_9day	Buy 9 vs 21	Buy 33_Day
2025/02/17	Buy_9day	Buy 9 vs 21	Buy 33_Day
2025/02/18	Buy_9day	Buy 9 vs 21	Buy 33_Day



Caterpillar Guidance	Trade
(+) : Mom Days	128
(-) : Mom Days	0
Guided : Factor	66 day
324_Buy Guidance	0.0%
324_Sell Guidance	100.0%
Mom_75 (days)	46.0%
9 vs 21 day	2.54%
Price vs 9 day	5.99%

S  
e  
l  
l

DTC  
Datatec Ltd  
Industrials  
Indu  
JSE

Follow the " 3day to 5day waiting period " before entering the trade : understand the Graph, Trend and Variables

Market Cap : (B)9 315

Price  
Price  
Individual Instrument  
Individual Instrument  
Individual Instrument

Plan your enrty levels. Focus on the process not the outcome. Expect further short-term deviation from the trade signal. "Patience"

Market Cap : (B)0

Date	Price or Relative Price	Short_Term_ Radar	Medium_ Term_Radar	Caterpillar_ %	Wise_ Owl(Rnk)	324_Factor	Factor_324	Defcon _Index	Defcon _Index_Trade	Margin of Safety	75_Day_Mom	Trade_Rating (Guidance)	Trendsum
2024/12/18	4 480.000	No Trade	No Trade	45.25%	50	Research	85	98	Research Defon Sell	6.02%	22.20%	B	17
2024/12/19	4 377.000	Sell_Panda_ST	No Trade	26.61%	0	Absolutely No	0	96	Research Defon Sell	3.54%	20.41%	C	16
2024/12/20	4 460.000	Sell_Panda_ST	No Trade	41.06%	0	Absolutely No	0	97	Research Defon Sell	5.46%	24.72%	C	14
2024/12/23	4 513.000	No Trade	No Trade	49.53%	50	Research	85	98	Research Defon Sell	6.59%	25.64%	B	13
2024/12/27	4 611.000	No Trade	No Trade	65.64%	50	Research	85	100	Research Defon Sell	8.73%	29.63%	A	13
2024/12/30	4 780.000	No Trade	No Trade	94.61%	50	Research	85	100	Research Defon Sell	12.58%	33.37%	A	13
2025/01/02	4 816.000	No Trade	No Trade	99.98%	50	Research	85	100	Research Defon Sell	13.29%	36.43%	A	15
2025/01/03	4 974.000	No Trade	No Trade	100.00%	50	Research	85	100	Research Defon Sell	16.97%	38.36%	A	17
2025/01/06	4 942.000	No Trade	No Trade	94.76%	50	Research	85	99	Research Defon Sell	16.08%	37.51%	A	18
2025/01/07	4 999.000	No Trade	No Trade	100.00%	50	Research	85	100	Research Defon Sell	17.37%	39.99%	A	18
2025/01/08	4 926.000	No Trade	No Trade	89.87%	50	Research	85	99	Research Defon Sell	15.61%	34.85%	B	20
2025/01/09	4 941.000	No Trade	No Trade	91.63%	50	Research	85	99	Research Defon Sell	15.92%	37.52%	B	22
2025/01/10	4 972.000	No Trade	No Trade	95.56%	50	Research	85	99	Research Defon Sell	16.60%	36.37%	A	23
2025/01/13	4 802.000	Sell_Panda_ST	No Trade	71.84%	50	Research	85	96	Research Defon Sell	12.48%	31.71%	B	20
2025/01/14	4 800.000	Sell_Panda_ST	No Trade	71.32%	50	Research	85	96	Research Defon Sell	12.39%	31.00%	B	15
2025/01/15	4 750.000	No Trade	No Trade	64.32%	50	Research	85	95	Research Defon Sell	11.17%	26.70%	B	10
2025/01/16	4 723.000	No Trade	No Trade	60.44%	0	Research	85	0	Absolutely no Trade	10.50%	24.42%	C	6
2025/01/17	4 863.000	No Trade	No Trade	79.04%	50	Research	85	97	Research Defon Sell	13.73%	28.07%	B	3
2025/01/20	4 833.000	No Trade	No Trade	74.23%	50	Research	85	97	Research Defon Sell	12.89%	28.61%	B	-1
2025/01/21	4 823.000	No Trade	No Trade	72.64%	50	Research	85	96	Research Defon Sell	12.62%	31.42%	B	-5
2025/01/22	4 791.000	No Trade	No Trade	68.08%	50	Research	85	96	Research Defon Sell	11.82%	27.25%	B	-7
2025/01/23	4 811.000	No Trade	No Trade	70.52%	50	Research	85	96	Research Defon Sell	12.25%	32.57%	B	-8
2025/01/24	4 824.000	No Trade	No Trade	72.01%	50	Research	85	96	Research Defon Sell	12.51%	27.82%	B	-9
2025/01/27	4 815.000	No Trade	No Trade	70.04%	60	Research	170	96	Research Defon Sell	12.17%	27.99%	A	-8
2025/01/28	4 861.000	No Trade	No Trade	75.96%	75	Research	170	97	Research Defon Sell	13.19%	28.97%	AA	-7
2025/01/29	4 826.000	No Trade	No Trade	71.01%	60	Research	170	97	Research Defon Sell	12.33%	30.26%	A	-6
2025/01/30	4 944.000	No Trade	No Trade	86.57%	75	Research	170	99	Research Defon Sell	15.04%	33.87%	AA	-3
2025/01/31	4 948.000	No Trade	No Trade	86.85%	75	Research	170	99	Research Defon Sell	15.08%	37.67%	AA	0
2025/02/03	5 040.000	No Trade	No Trade	98.38%	75	Research	170	100	Research Defon Sell	17.09%	40.16%	AA	3
2025/02/04	5 232.000	No Trade	No Trade	100.00%	75	Research	170	100	Research Defon Sell	21.50%	42.79%	AA	7
2025/02/05	5 114.000	No Trade	No Trade	87.04%	90	Research	170	98	Research Defon Sell	18.71%	39.61%	AAA	12
2025/02/06	5 086.000	No Trade	No Trade	83.80%	75	Research	170	97	Research Defon Sell	18.02%	36.32%	AA	15
2025/02/07	4 970.000	No Trade	No Trade	71.07%	50	Research	170	0	Absolutely no Trade	15.28%	32.64%	B	15
2025/02/10	4 967.000	Sell_Panda_ST	No Trade	70.13%	50	Research	170	0	Absolutely no Trade	15.08%	32.42%	B	13
2025/02/11	5 030.000	No Trade	No Trade	76.70%	75	Research	170	96	Research Defon Sell	16.49%	33.95%	AA	11
2025/02/12	5 063.000	No Trade	No Trade	80.05%	75	Research	170	97	Research Defon Sell	17.21%	30.93%	AA	9
2025/02/13	5 020.000	No Trade	No Trade	75.21%	75	Research	170	96	Research Defon Sell	16.17%	27.09%	AA	6
2025/02/14	4 900.000	No Trade	No Trade	62.09%	50	Research	170	0	Absolutely no Trade	13.35%	21.74%	B	1
2025/02/17	4 950.000	No Trade	No Trade	66.85%	50	Research	170	0	Absolutely no Trade	14.37%	19.71%	B	-3
2025/02/18	4 920.000	No Trade	No Trade	63.42%	50	Research	170	0	Absolutely no Trade	13.63%	19.45%	B	-6





S  
e  
l  
l

AAL.NAS

American Airlines Group

Industrial

Airlines

New York

Follow the " 3day to 5day waiting period " before entering the trade : understand the Graph, Trend and Variables

Price

Price

Individual Instrument

Individual Instrument

Individual Instrument

Plan your enrty levels. Focus on the process not the outcome. Expect further short-term deviation from the trade signal. "Patience"

Market Cap : (B)

9 450


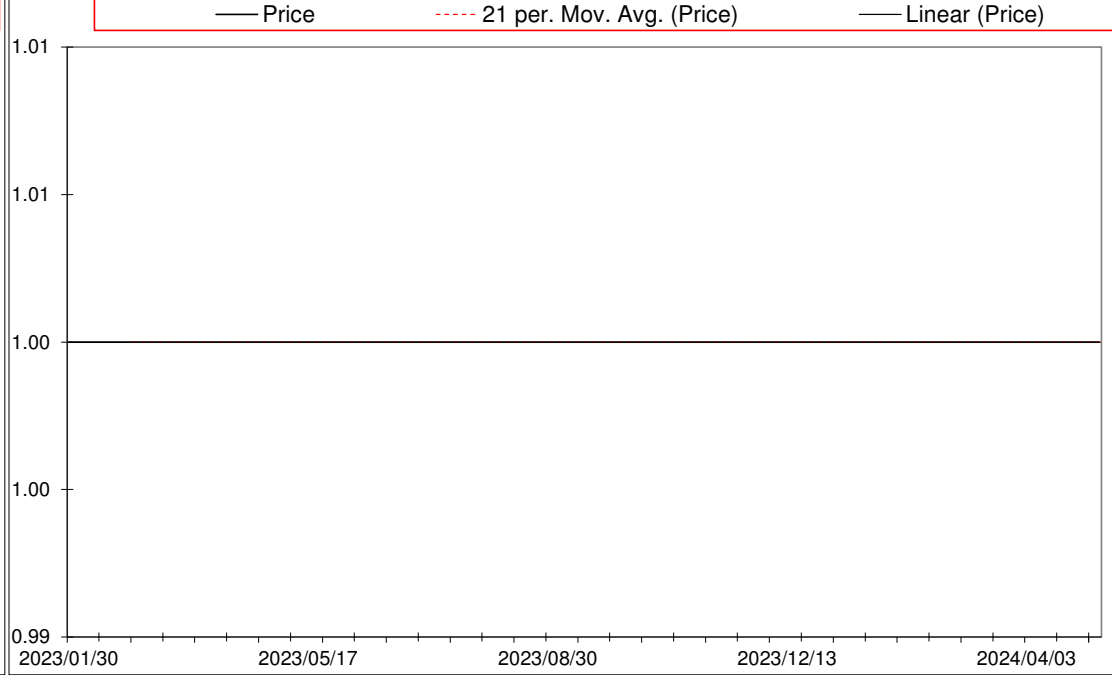
Market Cap : (B)

0

-2.389										26.112		-10.928	
Date	Price or Relative Price	Short_Term_ Radar	Medium_ Term_Radar	Caterpillar_ %	Wise_ Owl(Rnk)	324_Factor	Factor_324	Defcon _Index	Defcon _Index_Trade	Margin of Safety	75_Day_Mom	Trade_Rating (Guidance)	Trendsum
2024/12/18	16.470	Sell_Panda_ST	No Trade	66.94%	0	Research	85	0	Absolutely no Trade	16.34%	52.50%	C	16
2024/12/19	16.640	No Trade	No Trade	71.73%	0	Research	85	0	Absolutely no Trade	17.51%	54.07%	C	10
2024/12/20	16.880	No Trade	No Trade	78.55%	50	Research	85	93	Research Defon Sell	19.17%	50.45%	B	6
2024/12/23	17.250	No Trade	No Trade	88.85%	50	Research	85	95	Research Defon Sell	21.69%	56.96%	B	3
2024/12/27	17.350	No Trade	No Trade	91.22%	50	Research	85	95	Research Defon Sell	22.26%	61.10%	B	3
2024/12/30	17.620	No Trade	No Trade	98.61%	50	Research	85	97	Research Defon Sell	24.07%	61.95%	B	4
2025/01/02	17.000	No Trade	No Trade	80.34%	50	Research	85	93	Research Defon Sell	19.61%	59.03%	B	7
2025/01/03	16.970	No Trade	No Trade	79.34%	50	Research	85	93	Research Defon Sell	19.37%	56.98%	B	8
2025/01/06	17.520	No Trade	No Trade	94.80%	50	Research	85	96	Research Defon Sell	23.14%	56.85%	B	9
2025/01/07	17.690	No Trade	No Trade	99.56%	50	Research	85	97	Research Defon Sell	24.30%	60.38%	B	11
2025/01/08	17.600	No Trade	No Trade	96.83%	50	Research	85	96	Research Defon Sell	23.64%	58.42%	B	14
2025/01/09	17.600	No Trade	No Trade	96.70%	50	Research	85	96	Research Defon Sell	23.60%	59.85%	B	12
2025/01/10	18.380	No Trade	No Trade	100.00%	50	Research	85	99	Research Defon Sell	29.05%	67.40%	B	13
2025/01/13	17.600	No Trade	No Trade	80.81%	50	Research	85	95	Research Defon Sell	23.47%	59.42%	B	13
2025/01/14	18.210	No Trade	No Trade	95.43%	50	Research	85	98	Research Defon Sell	27.72%	65.55%	B	14
2025/01/15	18.070	No Trade	No Trade	91.94%	50	Research	85	97	Research Defon Sell	26.71%	53.27%	B	15
2025/01/16	18.290	No Trade	No Trade	97.13%	50	Research	85	98	Research Defon Sell	28.21%	58.22%	B	17
2025/01/17	18.270	No Trade	No Trade	96.53%	50	Research	85	98	Research Defon Sell	28.04%	62.54%	B	18
2025/01/20	18.270	No Trade	No Trade	96.19%	50	Research	85	98	Research Defon Sell	27.94%	67.61%	B	19
2025/01/21	18.640	No Trade	No Trade	100.00%	50	Research	85	100	Research Defon Sell	30.50%	73.56%	A	20
2025/01/22	18.660	No Trade	No Trade	100.00%	50	Research	85	100	Research Defon Sell	30.60%	72.46%	A	20
2025/01/23	17.030	Sell_Panda_ST	Sell_Panda_ST	62.62%	0	Research	85	0	Absolutely no Trade	19.16%	47.96%	C	17
2025/01/24	16.960	Sell_Panda_ST	Sell_Panda_ST	60.92%	0	Research	85	0	Absolutely no Trade	18.64%	47.09%	C	14
2025/01/27	17.200	Sell_Panda_ST	Sell_Panda_ST	66.10%	0	Research	85	0	Absolutely no Trade	20.23%	44.30%	C	12
2025/01/28	17.150	No Trade	No Trade	64.85%	0	Research	85	0	Absolutely no Trade	19.85%	43.76%	C	10
2025/01/29	17.330	No Trade	No Trade	68.86%	0	Research	85	0	Absolutely no Trade	21.07%	47.36%	C	9
2025/01/30	16.900	No Trade	No Trade	58.94%	0	Research	85	0	Absolutely no Trade	18.04%	43.34%	C	7
2025/01/31	16.920	No Trade	No Trade	59.30%	0	Research	85	0	Absolutely no Trade	18.15%	42.54%	C	4
2025/02/03	16.700	No Trade	No Trade	53.98%	0	Research	85	0	Absolutely no Trade	16.52%	38.82%	C	0
2025/02/04	16.840	No Trade	No Trade	57.07%	0	Research	85	0	Absolutely no Trade	17.47%	30.64%	C	-4
2025/02/05	16.960	No Trade	No Trade	59.71%	0	Research	85	0	Absolutely no Trade	18.27%	32.40%	C	-8
2025/02/06	17.060	No Trade	No Trade	61.88%	0	Research	85	0	Absolutely no Trade	18.94%	30.33%	C	-9
2025/02/07	17.170	No Trade	No Trade	64.29%	0	Research	85	0	Absolutely no Trade	19.67%	32.38%	C	-9
2025/02/10	16.620	No Trade	No Trade	51.47%	0	Research	85	0	Absolutely no Trade	15.75%	28.24%	C	-11
2025/02/11	16.410	No Trade	No Trade	46.59%	0	Research	85	0	Absolutely no Trade	14.26%	27.90%	C	-15
2025/02/12	16.260	No Trade	No Trade	43.08%	0	Research	85	0	Absolutely no Trade	13.18%	27.23%	C	-18
2025/02/13	15.740	No Trade	No Trade	31.16%	0	Research	85	0	Absolutely no Trade	9.54%	19.70%	C	-20
2025/02/14	15.970	No Trade	No Trade	36.30%	0	Research	85	0	Absolutely no Trade	11.11%	17.43%	C	-23
2025/02/17	15.970	No Trade	No Trade	36.02%	0	Research	85	0	Absolutely no Trade	11.02%	15.56%	C	-26
2025/02/18	16.080	No Trade	No Trade	38.42%	0	Research	85	0	Absolutely no Trade	11.76%	15.35%	C	-28



Date	9 day	9 vs 21 day	33 day
2024/12/30	Buy_9day	Buy 9 vs 21	Buy 33_Day
2025/01/02	Buy_9day	Buy 9 vs 21	Buy 33_Day
2025/01/03	Sell_9day	Buy 9 vs 21	Buy 33_Day
2025/01/06	Buy_9day	Buy 9 vs 21	Buy 33_Day
2025/01/07	Buy_9day	Buy 9 vs 21	Buy 33_Day
2025/01/08	Buy_9day	Buy 9 vs 21	Buy 33_Day
2025/01/09	Buy_9day	Buy 9 vs 21	Buy 33_Day
2025/01/10	Buy_9day	Buy 9 vs 21	Buy 33_Day
2025/01/13	Buy_9day	Buy 9 vs 21	Buy 33_Day
2025/01/14	Buy_9day	Buy 9 vs 21	Buy 33_Day
2025/01/15	Buy_9day	Buy 9 vs 21	Buy 33_Day
2025/01/16	Buy_9day	Buy 9 vs 21	Buy 33_Day
2025/01/17	Buy_9day	Buy 9 vs 21	Buy 33_Day
2025/01/20	Buy_9day	Buy 9 vs 21	Buy 33_Day
2025/01/21	Buy_9day	Buy 9 vs 21	Buy 33_Day
2025/01/22	Buy_9day	Buy 9 vs 21	Buy 33_Day
2025/01/23	Sell_9day	Buy 9 vs 21	Sell 33_Day
2025/01/24	Sell_9day	Buy 9 vs 21	Sell 33_Day
2025/01/27	Sell_9day	Buy 9 vs 21	Sell 33_Day
2025/01/28	Sell_9day	Buy 9 vs 21	Sell 33_Day
2025/01/29	Sell_9day	Buy 9 vs 21	Sell 33_Day
2025/01/30	Sell_9day	Sell 9 vs 21	Sell 33_Day
2025/01/31	Sell_9day	Sell 9 vs 21	Sell 33_Day
2025/02/03	Sell_9day	Sell 9 vs 21	Sell 33_Day
2025/02/04	Sell_9day	Sell 9 vs 21	Sell 33_Day
2025/02/05	Sell_9day	Sell 9 vs 21	Sell 33_Day
2025/02/06	Buy_9day	Sell 9 vs 21	Sell 33_Day
2025/02/07	Buy_9day	Sell 9 vs 21	Sell 33_Day
2025/02/10	Sell_9day	Sell 9 vs 21	Sell 33_Day
2025/02/11	Sell_9day	Sell 9 vs 21	Sell 33_Day
2025/02/12	Sell_9day	Sell 9 vs 21	Sell 33_Day
2025/02/13	Sell_9day	Sell 9 vs 21	Sell 33_Day
2025/02/14	Sell_9day	Sell 9 vs 21	Sell 33_Day
2025/02/17	Sell_9day	Sell 9 vs 21	Sell 33_Day
2025/02/18	Sell_9day	Sell 9 vs 21	Sell 33_Day

Strategy Universe	NYSE	Ascendant guidance	Trade	Strategy_Open Date	2025/01/10	Caterpillar Guidance	Trade
<div><div><div>AAL.NAS</div><div>21 per. Mov. Avg. (AAL.NAS)</div><div>Linear (AAL.NAS)</div></div></div>		<div><div><div>Price</div><div>21 per. Mov. Avg. (Price)</div><div>Linear (Price)</div></div></div>				(+) : Mom Days	0
						(-) : Mom Days	0
						Guided : Factor	9 vs 21 day
						324_Buy Guidance	0.0%
						324_Sell Guidance	85.5%
						Mom_75 (days)	15.4%
						9 vs 21 day	-3.08%
						Price vs 9 day	-1.74%

S

e

i

i

TEN.MTA

Tenaris S.A.

Industrials

Industrial Engineering

Italy

Follow the " 3day to 5day waiting period " before entering the trade : understand the Graph, Trend and Variables

Price

Price

Individual Instrument

Individual Instrument

Individual Instrument

Market Cap : (B)

19 815

Plan your enrty levels. Focus on the process not the outcome. Expect further short-term deviation from the trade signal. "Patience"


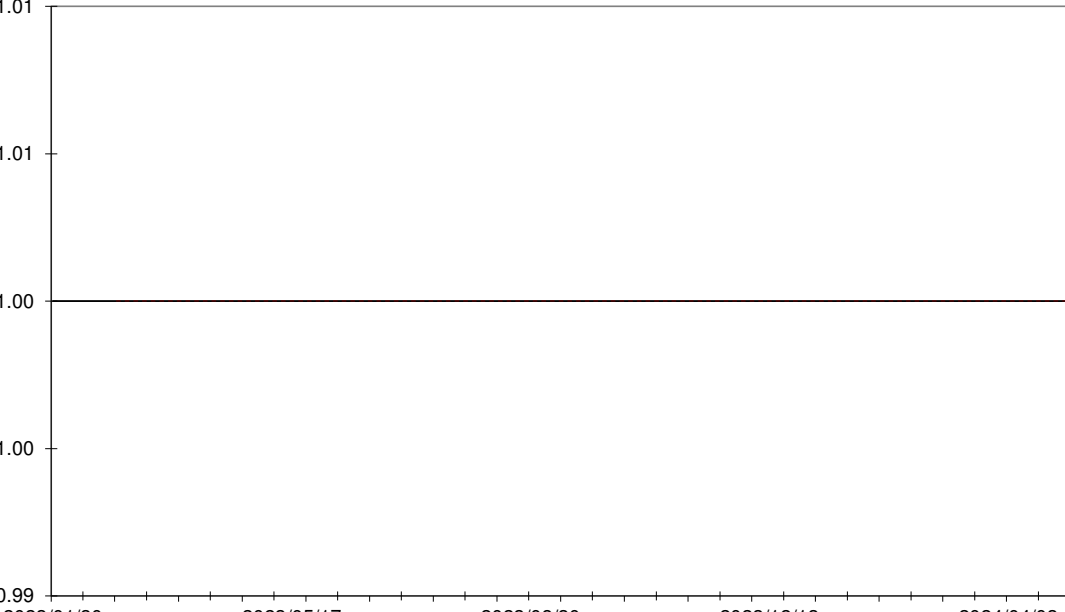
Market Cap : (B)

0

-2.447												19.741		-8.068	
Date	Price or Relative Price	Short_Term_ Radar	Medium_ Term_Radar	Caterpillar_ %	Wise_ Owl(Rnk)	324_Factor	Factor_324	Defcon _Index	Defcon _Index_Trade	Margin of Safety	75_Day_Mom	Trade_Rating (Guidance)	Trendsum		
2024/12/18	18.175	Sell_Panda_ST	Sell_Panda_ST	52.84%	50	Research	85	98	Research Defon Sell	10.42%	39.11%	B	17		
2024/12/19	18.005	Sell_Panda_ST	Sell_Panda_ST	47.49%	50	Research	85	97	Research Defon Sell	9.36%	39.74%	B	12		
2024/12/20	17.950	No Trade	No Trade	45.68%	50	Research	85	96	Research Defon Sell	9.01%	38.08%	B	8		
2024/12/23	17.965	No Trade	No Trade	45.79%	50	Research	85	96	Research Defon Sell	9.03%	41.18%	B	4		
2024/12/27	18.160	No Trade	No Trade	51.33%	50	Research	85	97	Research Defon Sell	10.12%	43.10%	B	-1		
2024/12/30	18.070	No Trade	No Trade	48.21%	50	Research	85	97	Research Defon Sell	9.51%	39.70%	B	-5		
2025/01/02	18.445	No Trade	No Trade	59.38%	50	Research	85	99	Research Defon Sell	11.71%	43.60%	A	-6		
2025/01/03	18.220	No Trade	No Trade	52.35%	50	Research	85	98	Research Defon Sell	10.32%	42.12%	B	-4		
2025/01/06	18.470	No Trade	No Trade	59.67%	50	Research	85	99	Research Defon Sell	11.77%	39.82%	A	-1		
2025/01/07	18.580	No Trade	No Trade	62.93%	50	Research	85	100	Research Defon Sell	12.41%	40.76%	A	2		
2025/01/08	18.920	No Trade	No Trade	73.24%	50	Research	85	100	Research Defon Sell	14.44%	41.46%	A	6		
2025/01/09	18.935	No Trade	No Trade	73.58%	50	Research	85	100	Research Defon Sell	14.51%	43.23%	A	10		
2025/01/10	18.885	No Trade	No Trade	71.93%	50	Research	85	100	Research Defon Sell	14.18%	42.74%	A	13		
2025/01/13	19.070	No Trade	No Trade	77.23%	50	Research	85	100	Research Defon Sell	15.23%	38.14%	A	16		
2025/01/14	18.915	No Trade	No Trade	72.36%	50	Research	85	99	Research Defon Sell	14.27%	36.77%	A	16		
2025/01/15	19.020	No Trade	No Trade	75.46%	50	Research	85	100	Research Defon Sell	14.88%	38.38%	A	16		
2025/01/16	18.920	No Trade	No Trade	72.27%	50	Research	85	99	Research Defon Sell	14.25%	33.57%	A	17		
2025/01/17	18.970	No Trade	No Trade	73.69%	50	Research	85	99	Research Defon Sell	14.53%	34.21%	A	16		
2025/01/20	18.990	No Trade	No Trade	73.93%	50	Research	85	100	Research Defon Sell	14.58%	30.65%	A	15		
2025/01/21	18.830	Sell_Panda_ST	No Trade	68.92%	50	Research	85	99	Research Defon Sell	13.59%	28.18%	B	12		
2025/01/22	18.730	No Trade	No Trade	65.74%	50	Research	85	98	Research Defon Sell	12.96%	27.46%	B	10		
2025/01/23	18.600	No Trade	No Trade	61.64%	50	Research	85	98	Research Defon Sell	12.15%	25.00%	B	7		
2025/01/24	18.450	No Trade	No Trade	56.94%	50	Research	85	97	Research Defon Sell	11.23%	25.21%	B	2		
2025/01/27	18.640	No Trade	No Trade	62.39%	50	Research	85	98	Research Defon Sell	12.30%	29.13%	B	-2		
2025/01/28	18.185	No Trade	No Trade	48.38%	50	Research	85	95	Research Defon Sell	9.54%	24.94%	B	-6		
2025/01/29	18.160	No Trade	No Trade	47.50%	50	Research	85	95	Research Defon Sell	9.36%	23.41%	B	-10		
2025/01/30	18.320	No Trade	No Trade	52.27%	50	Research	85	96	Research Defon Sell	10.31%	24.04%	B	-13		
2025/01/31	18.380	No Trade	No Trade	53.98%	50	Research	85	96	Research Defon Sell	10.64%	24.74%	B	-16		
2025/02/03	18.395	No Trade	No Trade	54.09%	50	Research	85	96	Research Defon Sell	10.67%	27.08%	B	-16		
2025/02/04	18.590	No Trade	No Trade	59.92%	50	Research	85	97	Research Defon Sell	11.82%	28.34%	B	-16		
2025/02/05	18.525	No Trade	No Trade	57.82%	50	Research	85	97	Research Defon Sell	11.40%	27.32%	B	-14		
2025/02/06	18.430	No Trade	No Trade	54.81%	50	Research	85	97	Research Defon Sell	10.81%	26.84%	B	-14		
2025/02/07	18.435	No Trade	No Trade	54.85%	50	Research	85	97	Research Defon Sell	10.81%	25.62%	B	-12		
2025/02/10	19.330	No Trade	No Trade	81.76%	50	Research	85	100	Research Defon Sell	16.12%	30.21%	A	-10		
2025/02/11	19.120	No Trade	No Trade	75.25%	50	Research	85	99	Research Defon Sell	14.84%	29.89%	B	-6		
2025/02/12	18.930	No Trade	No Trade	69.34%	50	Research	85	98	Research Defon Sell	13.67%	30.19%	B	-3		
2025/02/13	18.640	No Trade	No Trade	60.39%	50	Research	85	96	Research Defon Sell	11.91%	25.82%	B	0		
2025/02/14	18.435	No Trade	No Trade	54.03%	50	Research	85	95	Research Defon Sell	10.65%	24.14%	B	-2		
2025/02/17	18.760	No Trade	No Trade	63.57%	50	Research	85	97	Research Defon Sell	12.53%	24.24%	B	-4		
2025/02/18	18.755	No Trade	No Trade	63.30%	50	Research	85	97	Research Defon Sell	12.48%	24.95%	B	-6		



Date	9 day	9 vs 21 day	33 day
2024/12/30	Sell_9day	Sell 9 vs 21	Buy 33_Day
2025/01/02	Buy_9day	Sell 9 vs 21	Buy 33_Day
2025/01/03	Buy_9day	Sell 9 vs 21	Buy 33_Day
2025/01/06	Buy_9day	Sell 9 vs 21	Buy 33_Day
2025/01/07	Buy_9day	Sell 9 vs 21	Buy 33_Day
2025/01/08	Buy_9day	Sell 9 vs 21	Buy 33_Day
2025/01/09	Buy_9day	Buy 9 vs 21	Buy 33_Day
2025/01/10	Buy_9day	Buy 9 vs 21	Buy 33_Day
2025/01/13	Buy_9day	Buy 9 vs 21	Buy 33_Day
2025/01/14	Buy_9day	Buy 9 vs 21	Buy 33_Day
2025/01/15	Buy_9day	Buy 9 vs 21	Buy 33_Day
2025/01/16	Buy_9day	Buy 9 vs 21	Buy 33_Day
2025/01/17	Buy_9day	Buy 9 vs 21	Buy 33_Day
2025/01/20	Buy_9day	Buy 9 vs 21	Buy 33_Day
2025/01/21	Sell_9day	Buy 9 vs 21	Buy 33_Day
2025/01/22	Sell_9day	Buy 9 vs 21	Buy 33_Day
2025/01/23	Sell_9day	Buy 9 vs 21	Buy 33_Day
2025/01/24	Sell_9day	Buy 9 vs 21	Sell 33_Day
2025/01/27	Sell_9day	Buy 9 vs 21	Buy 33_Day
2025/01/28	Sell_9day	Buy 9 vs 21	Sell 33_Day
2025/01/29	Sell_9day	Sell 9 vs 21	Sell 33_Day
2025/01/30	Sell_9day	Sell 9 vs 21	Sell 33_Day
2025/01/31	Sell_9day	Sell 9 vs 21	Sell 33_Day
2025/02/03	Sell_9day	Sell 9 vs 21	Sell 33_Day
2025/02/04	Buy_9day	Sell 9 vs 21	Buy 33_Day
2025/02/05	Buy_9day	Sell 9 vs 21	Buy 33_Day
2025/02/06	Buy_9day	Sell 9 vs 21	Sell 33_Day
2025/02/07	Buy_9day	Sell 9 vs 21	Sell 33_Day
2025/02/10	Buy_9day	Sell 9 vs 21	Buy 33_Day
2025/02/11	Buy_9day	Sell 9 vs 21	Buy 33_Day
2025/02/12	Buy_9day	Buy 9 vs 21	Buy 33_Day
2025/02/13	Sell_9day	Buy 9 vs 21	Sell 33_Day
2025/02/14	Sell_9day	Buy 9 vs 21	Sell 33_Day
2025/02/17	Buy_9day	Buy 9 vs 21	Buy 33_Day
2025/02/18	Sell_9day	Buy 9 vs 21	Buy 33_Day

Strategy Universe		Italy	Ascendant guidance		Trade	Strategy_Open Date	2025/01/10	Caterpillar Guidance	Trade	
<div><div>TEN.MTA</div><div>21 per. Mov. Avg. (TEN.MTA)</div><div>Linear (TEN.MTA)</div></div> <div></div>			<div><div>Price</div><div>21 per. Mov. Avg. (Price)</div><div>Linear (Price)</div></div> <div></div>			<div>(+) : Mom Days</div> <div>(-) : Mom Days</div> <div>Guided : Factor</div> <div>324_Buy Guidance</div> <div>324_Sell Guidance</div> <div>Mom_75 (days)</div> <div>9 vs 21 day</div> <div>Price vs 9 day</div>	<div>95</div> <div>0</div> <div>66 day</div> <div>0.0%</div> <div>97.0%</div> <div>25.0%</div> <div>0.85%</div> <div>-0.02%</div>			



S  
e  
l  
l

HOT.ETR

Hochtief Ag

Industrials

Construction & Materials

Germany

Market Cap : (B)8 777

Price

Price

Individual Instrument

Individual Instrument

Individual InstrumentMarket Cap : (B)0

Follow the " 3day to 5day waiting period " before entering the trade : understand the Graph, Trend and Variables

Plan your enrty levels. Focus on the process not the outcome. Expect further short-term deviation from the trade signal. "Patience"

-2.275												64.096		-28.180	
Date	Price or Relative Price	Short_Term_ Radar	Medium_ Term_Radar	Caterpillar_ %	Wise_ Owl(Rnk)	324_Factor	Factor_324	Defcon _Index	Defcon _Index_Trade	Margin of Safety	75_Day_Mom	Trade_Rating (Guidance)	Trendsum		
2024/12/18	125.900	No Trade	No Trade	20.31%	0	Absolutely No	0	96	Research Defon Sell	2.59%	15.40%	C	1		
2024/12/19	125.800	No Trade	No Trade	19.19%	0	Absolutely No	0	96	Research Defon Sell	2.45%	19.13%	C	-4		
2024/12/20	125.800	No Trade	No Trade	18.72%	0	Absolutely No	0	96	Research Defon Sell	2.39%	18.34%	C	-7		
2024/12/23	128.700	No Trade	No Trade	35.73%	0	Absolutely No	0	98	Research Defon Sell	4.56%	21.07%	C	-4		
2024/12/27	128.600	No Trade	No Trade	33.16%	0	Absolutely No	0	98	Research Defon Sell	4.24%	20.86%	C	-1		
2024/12/30	128.600	No Trade	No Trade	33.53%	0	Absolutely No	0	98	Research Defon Sell	4.05%	20.30%	C	2		
2025/01/02	129.400	No Trade	No Trade	37.35%	0	Absolutely No	0	98	Research Defon Sell	4.51%	21.05%	C	6		
2025/01/03	131.400	No Trade	No Trade	50.20%	50	Research	85	100	Research Defon Sell	6.07%	22.80%	A	8		
2025/01/06	133.300	No Trade	No Trade	61.32%	50	Research	85	100	Research Defon Sell	7.41%	24.58%	A	11		
2025/01/07	132.000	No Trade	No Trade	52.13%	50	Research	85	99	Research Defon Sell	6.30%	23.36%	A	14		
2025/01/08	130.400	No Trade	No Trade	40.96%	0	Absolutely No	0	98	Research Defon Sell	4.95%	21.42%	C	16		
2025/01/09	133.200	No Trade	No Trade	59.09%	50	Research	85	100	Research Defon Sell	7.14%	22.31%	A	16		
2025/01/10	133.300	No Trade	No Trade	59.23%	50	Research	85	100	Research Defon Sell	7.16%	22.29%	A	13		
2025/01/13	133.300	No Trade	No Trade	57.67%	50	Research	85	100	Research Defon Sell	6.97%	19.87%	A	15		
2025/01/14	133.700	No Trade	No Trade	59.81%	50	Research	85	100	Research Defon Sell	7.23%	20.23%	A	18		
2025/01/15	133.300	No Trade	No Trade	56.63%	50	Research	85	100	Research Defon Sell	6.84%	19.87%	A	20		
2025/01/16	133.500	No Trade	No Trade	57.44%	50	Research	85	100	Research Defon Sell	6.94%	20.05%	A	21		
2025/01/17	132.900	No Trade	No Trade	52.95%	50	Research	85	99	Research Defon Sell	6.40%	19.51%	A	21		
2025/01/20	135.100	No Trade	No Trade	65.96%	50	Research	85	100	Research Defon Sell	7.97%	21.49%	A	21		
2025/01/21	136.200	No Trade	No Trade	72.71%	50	Research	85	100	Research Defon Sell	8.79%	22.48%	A	19		
2025/01/22	145.100	No Trade	No Trade	100.00%	50	Research	85	100	Research Defon Sell	15.83%	32.03%	A	20		
2025/01/23	144.800	No Trade	No Trade	98.06%	50	Research	85	100	Research Defon Sell	15.52%	30.69%	A	21		
2025/01/24	142.300	No Trade	No Trade	85.04%	50	Research	85	98	Research Defon Sell	13.46%	27.85%	B	21		
2025/01/27	135.000	No Trade	No Trade	47.08%	0	Research	85	0	Absolutely no Trade	7.45%	23.29%	C	21		
2025/01/28	134.400	Sell_Panda_ST	No Trade	43.67%	0	Research	85	0	Absolutely no Trade	6.91%	22.40%	C	19		
2025/01/29	134.500	Sell_Panda_ST	Sell_Panda_ST	43.78%	0	Research	85	0	Absolutely no Trade	6.93%	21.06%	C	19		
2025/01/30	135.700	Sell_Panda_ST	No Trade	49.41%	0	Research	85	0	Absolutely no Trade	7.82%	22.14%	C	17		
2025/01/31	139.600	No Trade	No Trade	68.58%	50	Research	85	96	Research Defon Sell	10.85%	25.20%	B	17		
2025/02/03	136.900	Sell_Panda_ST	No Trade	53.84%	0	Research	85	0	Absolutely no Trade	8.52%	22.12%	C	16		
2025/02/04	138.100	No Trade	No Trade	59.45%	50	Research	85	95	Research Defon Sell	9.41%	20.72%	B	13		
2025/02/05	138.800	No Trade	No Trade	62.55%	50	Research	85	96	Research Defon Sell	9.90%	19.86%	B	10		
2025/02/06	141.900	No Trade	No Trade	77.65%	50	Research	85	98	Research Defon Sell	12.29%	21.39%	B	11		
2025/02/07	143.200	No Trade	No Trade	83.74%	50	Research	85	99	Research Defon Sell	13.25%	22.29%	B	13		
2025/02/10	145.500	No Trade	No Trade	93.97%	50	Research	85	100	Research Defon Sell	14.87%	24.25%	A	15		
2025/02/11	146.700	No Trade	No Trade	99.54%	50	Research	85	100	Research Defon Sell	15.75%	24.85%	A	18		
2025/02/12	147.100	No Trade	No Trade	100.00%	50	Research	85	100	Research Defon Sell	16.00%	26.16%	A	21		
2025/02/13	148.800	No Trade	No Trade	100.00%	50	Research	85	100	Research Defon Sell	17.28%	29.62%	A	22		
2025/02/14	148.800	No Trade	No Trade	99.61%	50	Research	85	100	Research Defon Sell	17.21%	31.22%	A	23		
2025/02/17	153.000	No Trade	No Trade	100.00%	50	Research	85	100	Research Defon Sell	20.31%	33.51%	A	25		
2025/02/18	155.000	No Trade	No Trade	100.00%	50	Research	85	100	Research Defon Sell	21.81%	35.25%	A	27		



S  
e  
|  
|

VONN.SWX

Vontobel Holding Ag

Financials

Financial Services

Switzerland

Market Cap : (B)

3 218

Price

Price

Individual Instrument

Individual Instrument

Individual Instrument

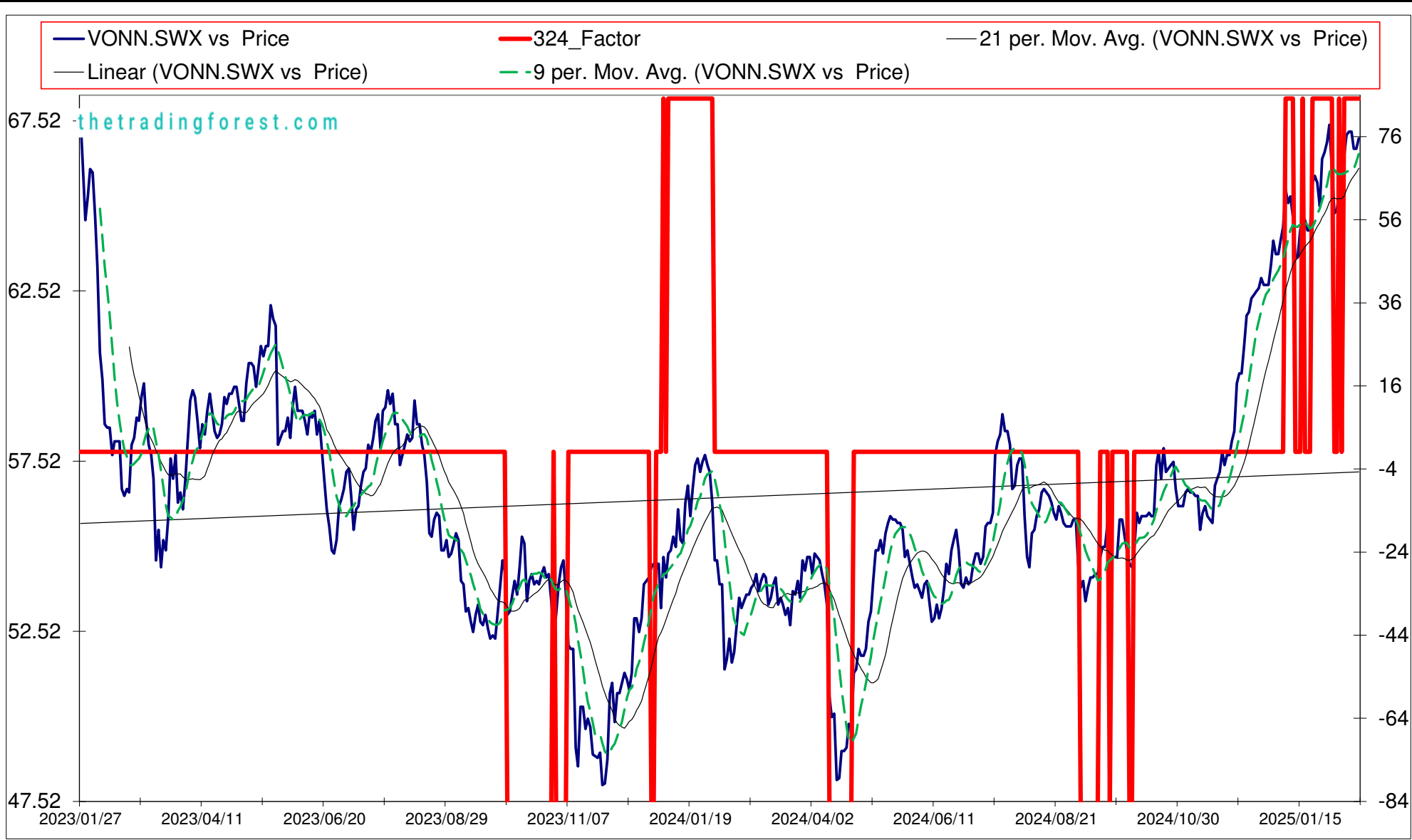
Market Cap : (B)

0

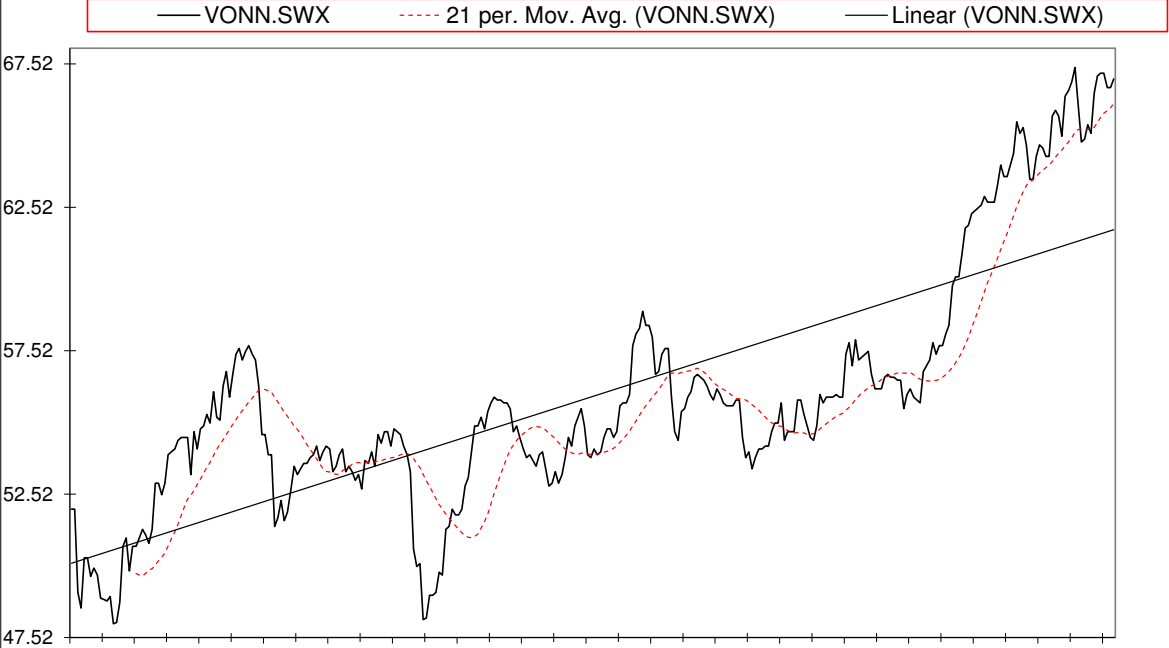
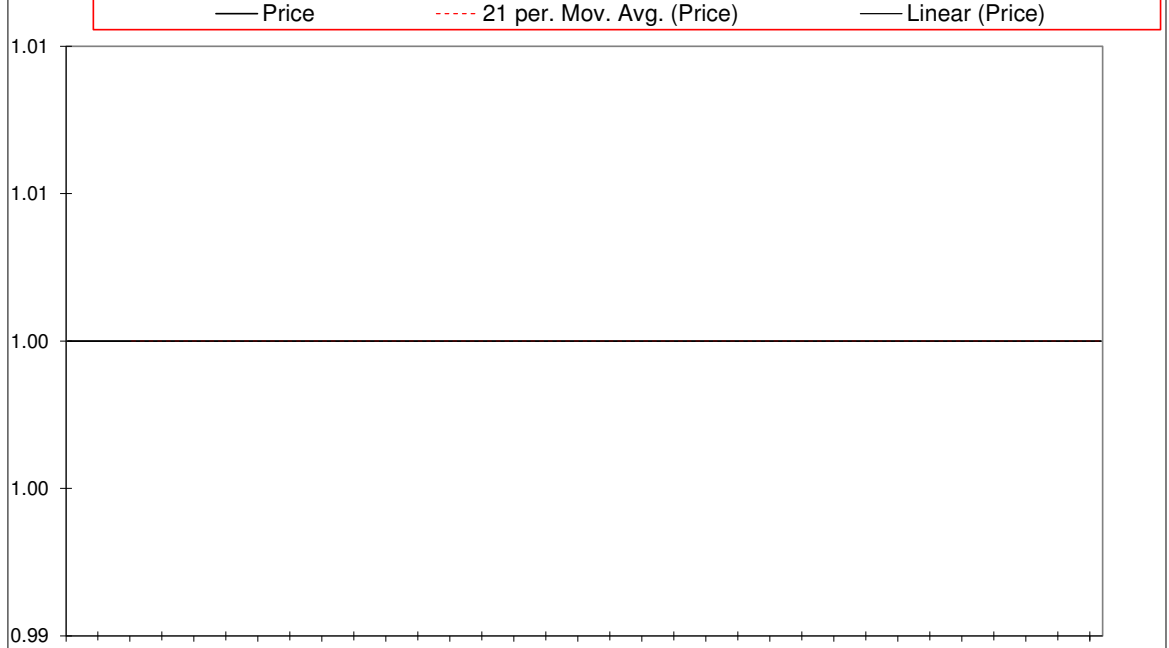
Follow the " 3day to 5day waiting period " before entering the trade : understand the Graph, Trend and Variables

Plan your enrty levels. Focus on the process not the outcome. Expect further short-term deviation from the trade signal. "Patience"

Date	Price or Relative Price	Short_Term_ Radar	Medium_ Term_Radar	Caterpillar_ %	Wise_ Owl(Rnk)	324_Factor	Factor_324	Defcon _Index	Defcon _Index_Trade	Margin of Safety	75_Day_Mom	Trade_Rating (Guidance)	Trendsum
2024/12/18	62.700	No Trade	No Trade	33.43%	30	Absolutely No	0	96	Research Defon Sell	4.02%	16.11%	C	41
2024/12/19	62.700	No Trade	No Trade	33.06%	30	Absolutely No	0	96	Research Defon Sell	3.98%	17.42%	C	42
2024/12/20	62.700	No Trade	No Trade	32.70%	30	Absolutely No	0	96	Research Defon Sell	3.93%	16.54%	C	43
2024/12/23	63.300	No Trade	No Trade	39.88%	30	Absolutely No	0	97	Research Defon Sell	4.80%	17.01%	C	44
2024/12/27	64.000	No Trade	No Trade	48.05%	30	Absolutely No	0	97	Research Defon Sell	5.78%	18.30%	C	44
2024/12/30	63.600	No Trade	No Trade	41.47%	30	Absolutely No	0	96	Research Defon Sell	4.99%	17.34%	C	44
2025/01/02	63.600	No Trade	No Trade	40.38%	30	Absolutely No	0	96	Research Defon Sell	4.86%	17.34%	C	43
2025/01/03	64.000	No Trade	No Trade	45.50%	30	Absolutely No	0	97	Research Defon Sell	5.47%	17.00%	C	42
2025/01/06	64.400	No Trade	No Trade	49.89%	30	Absolutely No	0	97	Research Defon Sell	6.00%	17.09%	C	42
2025/01/07	65.500	No Trade	No Trade	64.57%	50	Research	85	98	Research Defon Sell	7.77%	19.09%	B	42
2025/01/08	65.100	No Trade	No Trade	58.73%	50	Research	85	98	Research Defon Sell	7.06%	16.88%	B	43
2025/01/09	65.300	No Trade	No Trade	61.09%	50	Research	85	98	Research Defon Sell	7.35%	20.04%	B	43
2025/01/10	64.700	No Trade	No Trade	52.53%	50	Research	85	97	Research Defon Sell	6.32%	18.28%	B	43
2025/01/13	63.500	No Trade	No Trade	35.06%	30	Absolutely No	0	95	Research Defon Sell	4.22%	16.09%	C	38
2025/01/14	63.500	Sell_Panda_ST	No Trade	34.70%	30	Absolutely No	0	95	Research Defon Sell	4.17%	16.09%	C	32
2025/01/15	64.300	Sell_Panda_ST	No Trade	45.25%	0	Absolutely No	0	98	Research Defon Sell	5.44%	15.23%	C	27
2025/01/16	64.700	No Trade	No Trade	50.34%	50	Research	85	98	Research Defon Sell	6.06%	15.95%	B	22
2025/01/17	64.600	No Trade	No Trade	48.62%	0	Absolutely No	0	98	Research Defon Sell	5.85%	16.82%	C	19
2025/01/20	64.300	No Trade	No Trade	43.45%	0	Absolutely No	0	98	Research Defon Sell	5.23%	17.12%	C	14
2025/01/21	64.300	No Trade	No Trade	43.09%	0	Absolutely No	0	98	Research Defon Sell	5.18%	17.98%	C	10
2025/01/22	65.700	No Trade	No Trade	64.23%	50	Research	85	100	Research Defon Sell	7.43%	20.77%	A	10
2025/01/23	65.900	No Trade	No Trade	71.65%	50	Research	85	100	Research Defon Sell	7.71%	20.04%	A	10
2025/01/24	65.700	No Trade	No Trade	68.20%	50	Research	85	100	Research Defon Sell	7.34%	17.32%	A	12
2025/01/27	65.000	No Trade	No Trade	56.36%	50	Research	85	99	Research Defon Sell	6.07%	16.70%	B	11
2025/01/28	66.400	No Trade	No Trade	77.17%	50	Research	85	100	Research Defon Sell	8.31%	18.78%	A	12
2025/01/29	66.600	No Trade	No Trade	79.79%	50	Research	85	100	Research Defon Sell	8.59%	19.14%	A	13
2025/01/30	66.900	No Trade	No Trade	83.92%	50	Research	85	100	Research Defon Sell	9.03%	19.68%	A	13
2025/01/31	67.400	No Trade	No Trade	91.07%	50	Research	85	100	Research Defon Sell	9.80%	20.36%	A	14
2025/02/03	66.100	No Trade	No Trade	70.17%	50	Research	85	98	Research Defon Sell	7.55%	18.25%	B	17
2025/02/04	64.800	No Trade	No Trade	50.12%	0	Absolutely No	0	96	Research Defon Sell	5.39%	15.92%	C	16
2025/02/05	64.900	Sell_Panda_ST	Sell_Panda_ST	51.23%	0	Absolutely No	0	96	Research Defon Sell	5.51%	13.07%	C	15
2025/02/06	65.400	No Trade	No Trade	58.37%	50	Research	85	97	Research Defon Sell	6.28%	13.15%	C	11
2025/02/07	65.100	No Trade	No Trade	53.44%	0	Absolutely No	0	97	Research Defon Sell	5.75%	14.21%	C	9
2025/02/10	66.500	No Trade	No Trade	73.34%	50	Research	85	99	Research Defon Sell	7.89%	14.85%	C	8
2025/02/11	67.100	No Trade	No Trade	81.98%	50	Research	85	100	Research Defon Sell	8.82%	17.31%	A	8
2025/02/12	67.200	No Trade	No Trade	83.07%	50	Research	85	100	Research Defon Sell	8.94%	17.28%	A	6
2025/02/13	67.200	No Trade	No Trade	82.66%	50	Research	85	100	Research Defon Sell	8.90%	17.07%	A	6
2025/02/14	66.700	No Trade	No Trade	74.72%	50	Research	85	99	Research Defon Sell	8.04%	16.00%	B	6
2025/02/17	66.700	No Trade	No Trade	73.50%	50	Research	85	99	Research Defon Sell	7.91%	17.64%	B	9
2025/02/18	67.000	No Trade	No Trade	77.60%	50	Research	85	99	Research Defon Sell	8.35%	19.22%	A	9



Date	9 day	9 vs 21 day	33 day
2024/12/30	Buy_9day	Buy 9 vs 21	Buy 33_Day
2025/01/02	Buy_9day	Buy 9 vs 21	Buy 33_Day
2025/01/03	Buy_9day	Buy 9 vs 21	Buy 33_Day
2025/01/06	Buy_9day	Buy 9 vs 21	Buy 33_Day
2025/01/07	Buy_9day	Buy 9 vs 21	Buy 33_Day
2025/01/08	Buy_9day	Buy 9 vs 21	Buy 33_Day
2025/01/09	Buy_9day	Buy 9 vs 21	Buy 33_Day
2025/01/10	Buy_9day	Buy 9 vs 21	Buy 33_Day
2025/01/13	Sell_9day	Buy 9 vs 21	Buy 33_Day
2025/01/14	Sell_9day	Buy 9 vs 21	Buy 33_Day
2025/01/15	Sell_9day	Buy 9 vs 21	Buy 33_Day
2025/01/16	Buy_9day	Buy 9 vs 21	Buy 33_Day
2025/01/17	Buy_9day	Buy 9 vs 21	Buy 33_Day
2025/01/20	Sell_9day	Buy 9 vs 21	Buy 33_Day
2025/01/21	Sell_9day	Buy 9 vs 21	Buy 33_Day
2025/01/22	Buy_9day	Buy 9 vs 21	Buy 33_Day
2025/01/23	Buy_9day	Buy 9 vs 21	Buy 33_Day
2025/01/24	Buy_9day	Buy 9 vs 21	Buy 33_Day
2025/01/27	Buy_9day	Buy 9 vs 21	Buy 33_Day
2025/01/28	Buy_9day	Buy 9 vs 21	Buy 33_Day
2025/01/29	Buy_9day	Buy 9 vs 21	Buy 33_Day
2025/01/30	Buy_9day	Buy 9 vs 21	Buy 33_Day
2025/01/31	Buy_9day	Buy 9 vs 21	Buy 33_Day
2025/02/03	Sell_9day	Buy 9 vs 21	Buy 33_Day
2025/02/04	Sell_9day	Buy 9 vs 21	Buy 33_Day
2025/02/05	Sell_9day	Buy 9 vs 21	Buy 33_Day
2025/02/06	Sell_9day	Buy 9 vs 21	Buy 33_Day
2025/02/07	Sell_9day	Buy 9 vs 21	Buy 33_Day
2025/02/10	Buy_9day	Buy 9 vs 21	Buy 33_Day
2025/02/11	Buy_9day	Buy 9 vs 21	Buy 33_Day
2025/02/12	Buy_9day	Buy 9 vs 21	Buy 33_Day
2025/02/13	Buy_9day	Buy 9 vs 21	Buy 33_Day
2025/02/14	Buy_9day	Buy 9 vs 21	Buy 33_Day
2025/02/17	Buy_9day	Buy 9 vs 21	Buy 33_Day
2025/02/18	Buy_9day	Buy 9 vs 21	Buy 33_Day

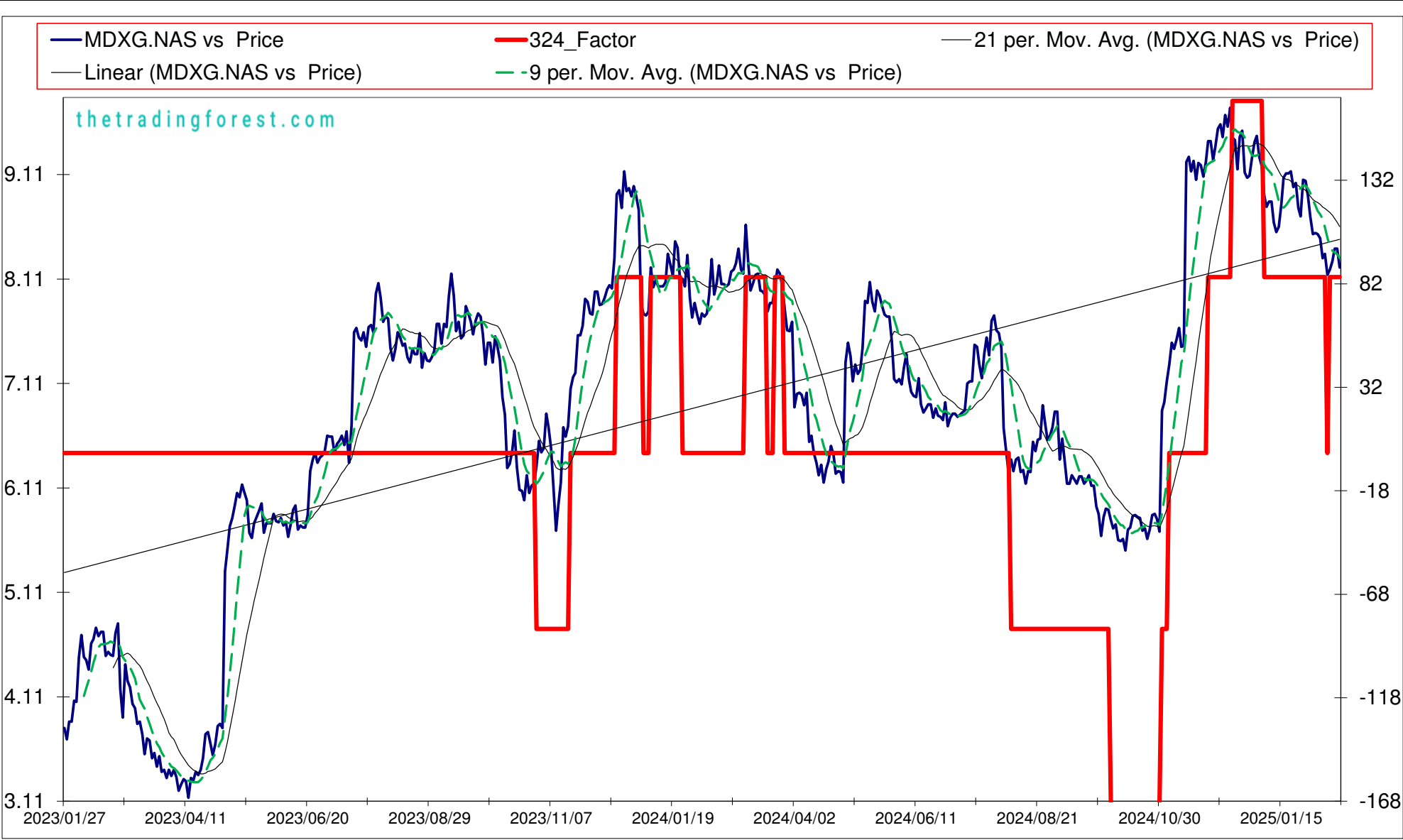
Strategy Universe		Switzerland		Ascendant guidance		Trade	Strategy_Open Date	2025/01/10	Caterpillar Guidance	Trade	
<div><div><div>VONN.SWX</div><div>21 per. Mov. Avg. (VONN.SWX)</div><div>Linear (VONN.SWX)</div></div></div>				<div><div><div>Price</div><div>21 per. Mov. Avg. (Price)</div><div>Linear (Price)</div></div></div>				<div>(+) : Mom Days</div> <div>60</div>			
				<div>(-) : Mom Days</div> <div>0</div>							
				<div>Guided : Factor</div> <div>33 day</div>							
				<div>324_Buy Guidance</div> <div>0.0%</div>							
				<div>324_Sell Guidance</div> <div>99.4%</div>							
				<div>Mom_75 (days)</div> <div>19.2%</div>							
				<div>9 vs 21 day</div> <div>0.64%</div>							
				<div>Price vs 9 day</div> <div>0.68%</div>							



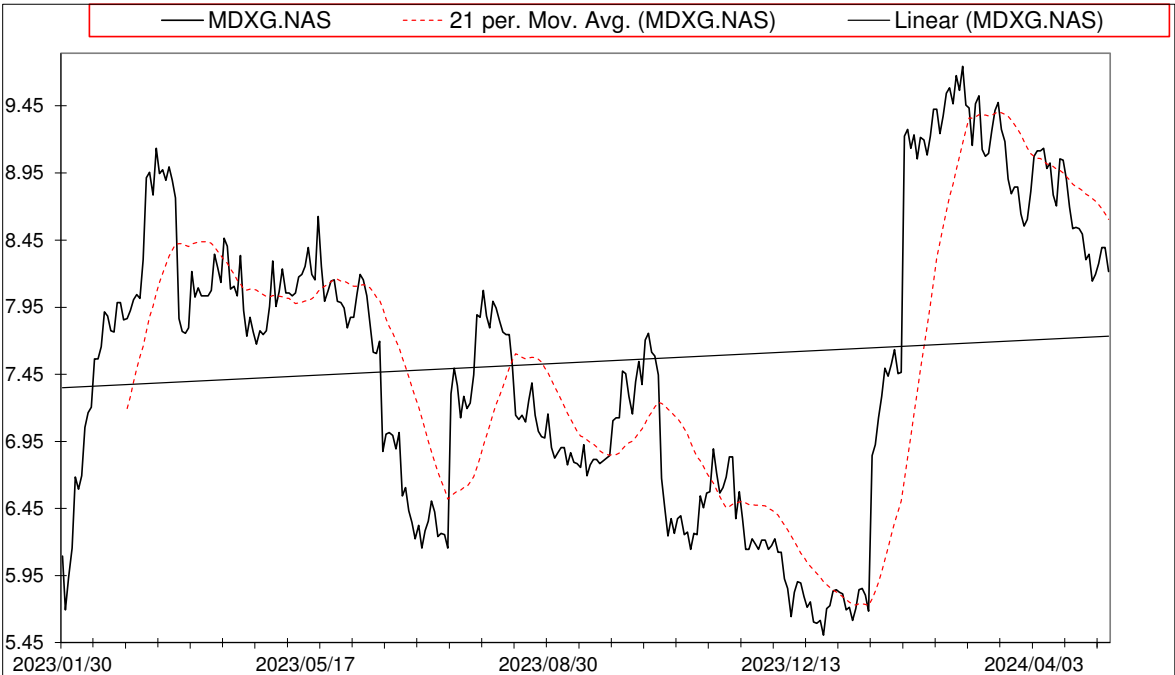
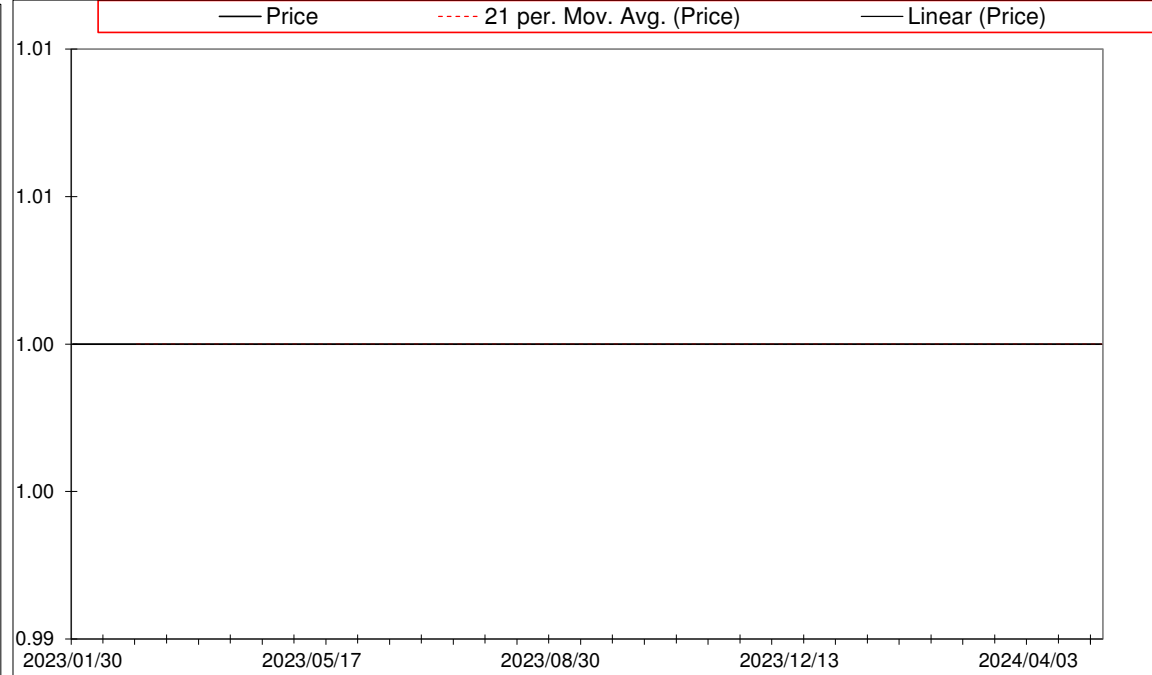
0

**-3.295**

Date	Price or Relative Price	Short_Term_ Radar	Medium_ Term_Radar	Caterpillar_ %	Wise_ Owl(Rnk)	324_Factor	Factor_324	Defcon _Index	Defcon _Index_Trade	Margin of Safety	75_Day_Mom	Trade_Rating (Guidance)	Trendsum
2024/12/18	9.130	Sell_Panda_ST	Sell_Panda_ST	69.64%	50	Research	170	0	Absolutely no Trade	18.74%	43.10%	B	20
2024/12/19	9.080	Sell_Panda_ST	Sell_Panda_ST	67.17%	50	Research	170	0	Absolutely no Trade	18.08%	47.64%	B	14
2024/12/20	9.100	No Trade	No Trade	68.09%	50	Research	170	0	Absolutely no Trade	18.33%	47.97%	B	9
2024/12/23	9.270	No Trade	No Trade	76.16%	75	Research	170	95	Research Defon Sell	20.50%	48.80%	AA	3
2024/12/27	9.420	No Trade	No Trade	83.21%	75	Research	170	97	Research Defon Sell	22.40%	52.18%	AA	0
2024/12/30	9.480	No Trade	No Trade	85.96%	75	Research	170	97	Research Defon Sell	23.14%	54.15%	AA	-2
2025/01/02	9.280	No Trade	No Trade	76.16%	75	Research	170	95	Research Defon Sell	20.50%	49.20%	AA	-1
2025/01/03	9.190	No Trade	No Trade	71.77%	50	Research	170	0	Absolutely no Trade	19.32%	47.75%	B	-2
2025/01/06	8.910	No Trade	No Trade	58.13%	0	Research	85	0	Absolutely no Trade	15.65%	44.88%	C	-4
2025/01/07	8.800	No Trade	No Trade	52.78%	0	Research	85	0	Absolutely no Trade	14.21%	42.39%	C	-7
2025/01/08	8.850	No Trade	No Trade	55.14%	0	Research	85	0	Absolutely no Trade	14.84%	42.05%	C	-11
2025/01/09	8.850	No Trade	No Trade	55.10%	0	Research	85	0	Absolutely no Trade	14.83%	44.37%	C	-15
2025/01/10	8.650	No Trade	No Trade	45.41%	0	Research	85	0	Absolutely no Trade	12.22%	41.11%	C	-18
2025/01/13	8.560	No Trade	No Trade	40.94%	0	Research	85	0	Absolutely no Trade	11.02%	44.35%	C	-22
2025/01/14	8.610	No Trade	No Trade	43.30%	0	Research	85	0	Absolutely no Trade	11.66%	46.93%	C	-26
2025/01/15	8.820	No Trade	No Trade	53.37%	0	Research	85	0	Absolutely no Trade	14.37%	56.11%	C	-30
2025/01/16	9.080	No Trade	No Trade	65.85%	30	Research	85	0	Absolutely no Trade	17.73%	55.75%	C	-28
2025/01/17	9.120	No Trade	No Trade	67.73%	30	Research	85	0	Absolutely no Trade	18.23%	54.31%	C	-26
2025/01/20	9.120	No Trade	No Trade	67.59%	30	Research	85	0	Absolutely no Trade	18.19%	54.58%	C	-22
2025/01/21	9.140	No Trade	No Trade	68.51%	0	Research	85	0	Absolutely no Trade	18.44%	57.59%	C	-18
2025/01/22	8.990	No Trade	No Trade	61.24%	0	Research	85	0	Absolutely no Trade	16.48%	57.17%	C	-15
2025/01/23	9.030	No Trade	No Trade	63.12%	0	Research	85	0	Absolutely no Trade	16.99%	56.77%	C	-14
2025/01/24	8.790	No Trade	No Trade	51.52%	0	Research	85	0	Absolutely no Trade	13.87%	56.68%	C	-12
2025/01/27	8.710	No Trade	No Trade	47.54%	0	Research	85	0	Absolutely no Trade	12.79%	55.54%	C	-13
2025/01/28	9.060	No Trade	No Trade	64.33%	0	Research	85	0	Absolutely no Trade	17.31%	61.21%	C	-12
2025/01/29	9.050	No Trade	No Trade	63.80%	0	Research	85	0	Absolutely no Trade	17.17%	64.25%	C	-13
2025/01/30	8.910	No Trade	No Trade	57.02%	0	Research	85	0	Absolutely no Trade	15.35%	56.04%	C	-14
2025/01/31	8.700	No Trade	No Trade	46.88%	0	Research	85	0	Absolutely no Trade	12.62%	51.83%	C	-16
2025/02/03	8.540	No Trade	No Trade	39.05%	0	Research	85	0	Absolutely no Trade	10.51%	46.23%	C	-18
2025/02/04	8.550	No Trade	No Trade	39.49%	0	Research	85	0	Absolutely no Trade	10.63%	46.15%	C	-19
2025/02/05	8.540	No Trade	No Trade	38.96%	0	Research	85	0	Absolutely no Trade	10.49%	46.48%	C	-19
2025/02/06	8.500	No Trade	No Trade	36.99%	0	Research	85	0	Absolutely no Trade	9.96%	46.05%	C	-21
2025/02/07	8.310	No Trade	No Trade	27.82%	0	Research	85	0	Absolutely no Trade	7.49%	45.79%	C	-23
2025/02/10	8.350	No Trade	No Trade	29.61%	0	Research	85	0	Absolutely no Trade	7.97%	45.98%	C	-27
2025/02/11	8.150	No Trade	No Trade	19.96%	0	Absolutely No	0	0	Absolutely no Trade	5.37%	45.02%	C	-30
2025/02/12	8.200	No Trade	No Trade	22.32%	30	Research	85	0	Absolutely no Trade	6.01%	43.61%	C	-33
2025/02/13	8.280	No Trade	No Trade	26.12%	30	Research	85	0	Absolutely no Trade	7.03%	41.54%	C	-35
2025/02/14	8.400	No Trade	No Trade	31.84%	30	Research	85	0	Absolutely no Trade	8.57%	43.34%	C	-35
2025/02/17	8.400	No Trade	No Trade	31.71%	30	Research	85	0	Absolutely no Trade	8.54%	44.58%	C	-33
2025/02/18	8.220	No Trade	No Trade	23.03%	0	Research	85	0	Absolutely no Trade	6.20%	44.46%	C	-30



Date	9 day	9 vs 21 day	33 day
2024/12/30	Buy_9day	Sell 9 vs 21	Buy 33_Day
2025/01/02	Sell_9day	Sell 9 vs 21	Buy 33_Day
2025/01/03	Sell_9day	Sell 9 vs 21	Sell 33_Day
2025/01/06	Sell_9day	Sell 9 vs 21	Sell 33_Day
2025/01/07	Sell_9day	Sell 9 vs 21	Sell 33_Day
2025/01/08	Sell_9day	Sell 9 vs 21	Sell 33_Day
2025/01/09	Sell_9day	Sell 9 vs 21	Sell 33_Day
2025/01/10	Sell_9day	Sell 9 vs 21	Sell 33_Day
2025/01/13	Sell_9day	Sell 9 vs 21	Sell 33_Day
2025/01/14	Sell_9day	Sell 9 vs 21	Sell 33_Day
2025/01/15	Buy_9day	Sell 9 vs 21	Sell 33_Day
2025/01/16	Buy_9day	Sell 9 vs 21	Sell 33_Day
2025/01/17	Buy_9day	Sell 9 vs 21	Sell 33_Day
2025/01/20	Buy_9day	Sell 9 vs 21	Sell 33_Day
2025/01/21	Buy_9day	Sell 9 vs 21	Sell 33_Day
2025/01/22	Buy_9day	Sell 9 vs 21	Sell 33_Day
2025/01/23	Buy_9day	Sell 9 vs 21	Sell 33_Day
2025/01/24	Sell_9day	Sell 9 vs 21	Sell 33_Day
2025/01/27	Sell_9day	Sell 9 vs 21	Sell 33_Day
2025/01/28	Buy_9day	Buy 9 vs 21	Sell 33_Day
2025/01/29	Buy_9day	Buy 9 vs 21	Sell 33_Day
2025/01/30	Sell_9day	Buy 9 vs 21	Sell 33_Day
2025/01/31	Sell_9day	Buy 9 vs 21	Sell 33_Day
2025/02/03	Sell_9day	Sell 9 vs 21	Sell 33_Day
2025/02/04	Sell_9day	Sell 9 vs 21	Sell 33_Day
2025/02/05	Sell_9day	Sell 9 vs 21	Sell 33_Day
2025/02/06	Sell_9day	Sell 9 vs 21	Sell 33_Day
2025/02/07	Sell_9day	Sell 9 vs 21	Sell 33_Day
2025/02/10	Sell_9day	Sell 9 vs 21	Sell 33_Day
2025/02/11	Sell_9day	Sell 9 vs 21	Sell 33_Day
2025/02/12	Sell_9day	Sell 9 vs 21	Sell 33_Day
2025/02/13	Sell_9day	Sell 9 vs 21	Sell 33_Day
2025/02/14	Buy_9day	Sell 9 vs 21	Sell 33_Day
2025/02/17	Buy_9day	Sell 9 vs 21	Sell 33_Day
2025/02/18	Sell_9day	Sell 9 vs 21	Sell 33_Day

Strategy Universe		NYSE	Ascendant guidance		Trade	Strategy_Open Date	2024/12/30	Caterpillar Guidance	Trade	
		<div><div>— MDXG.NAS</div><div>----- 21 per. Mov. Avg. (MDXG.NAS)</div><div>— Linear (MDXG.NAS)</div></div> 			<div><div>— Price</div><div>----- 21 per. Mov. Avg. (Price)</div><div>— Linear (Price)</div></div> 					
								(+) : Mom Days		0
								(-) : Mom Days		0
								Guided : Factor		9 vs 21 day
								324_Buy Guidance		0.0%
								324_Sell Guidance		84.3%
								Mom_75 (days)		44.5%
								9 vs 21 day		-3.46%
								Price vs 9 day		-1.11%

CME.NAS

B  
u  
y

CME Group  
Financial  
Capital Markets

New York

Market Cap : (B)

82 537

Price

Price

Individual Instrument

Individual Instrument

Individual Instrument

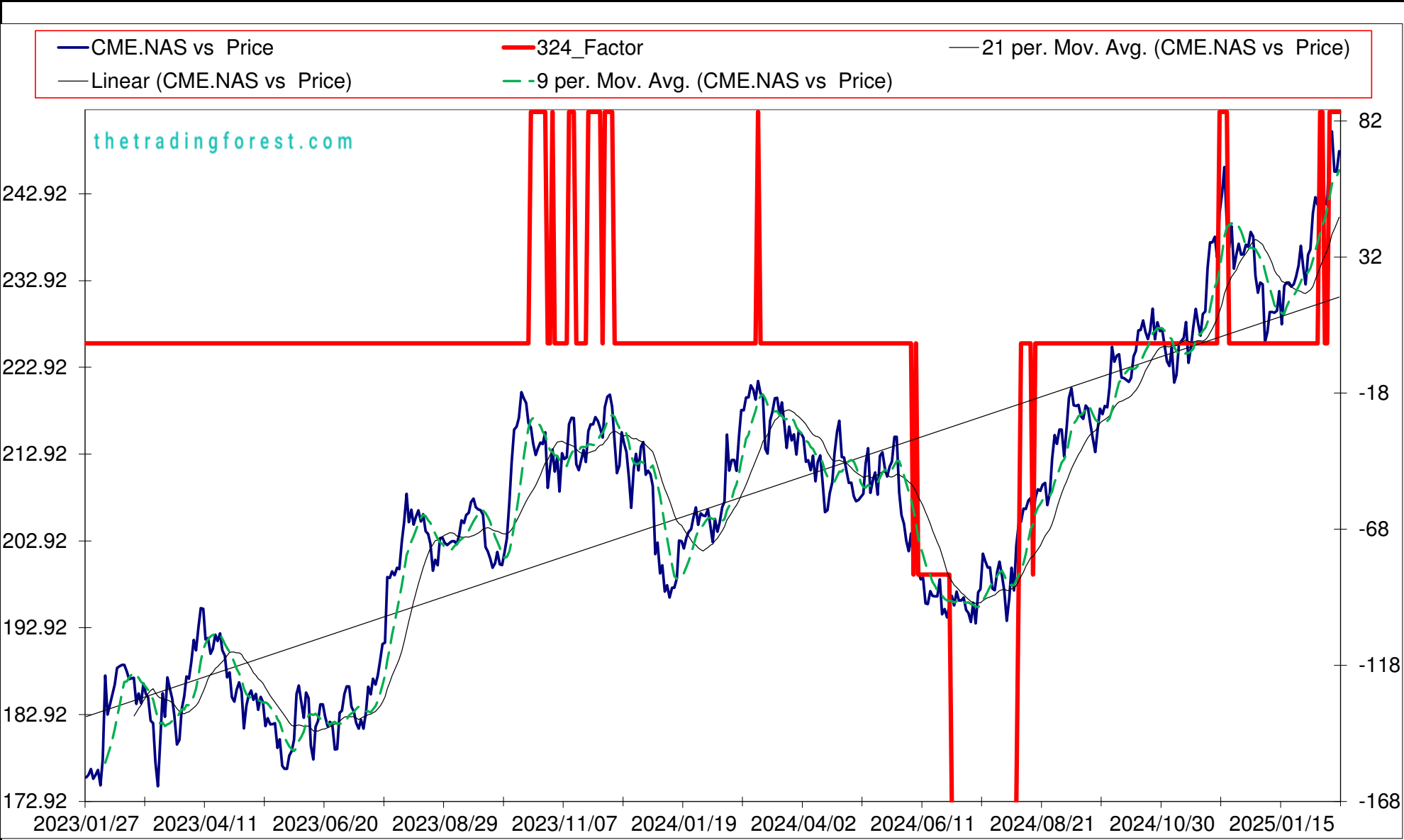
Market Cap : (B)

0

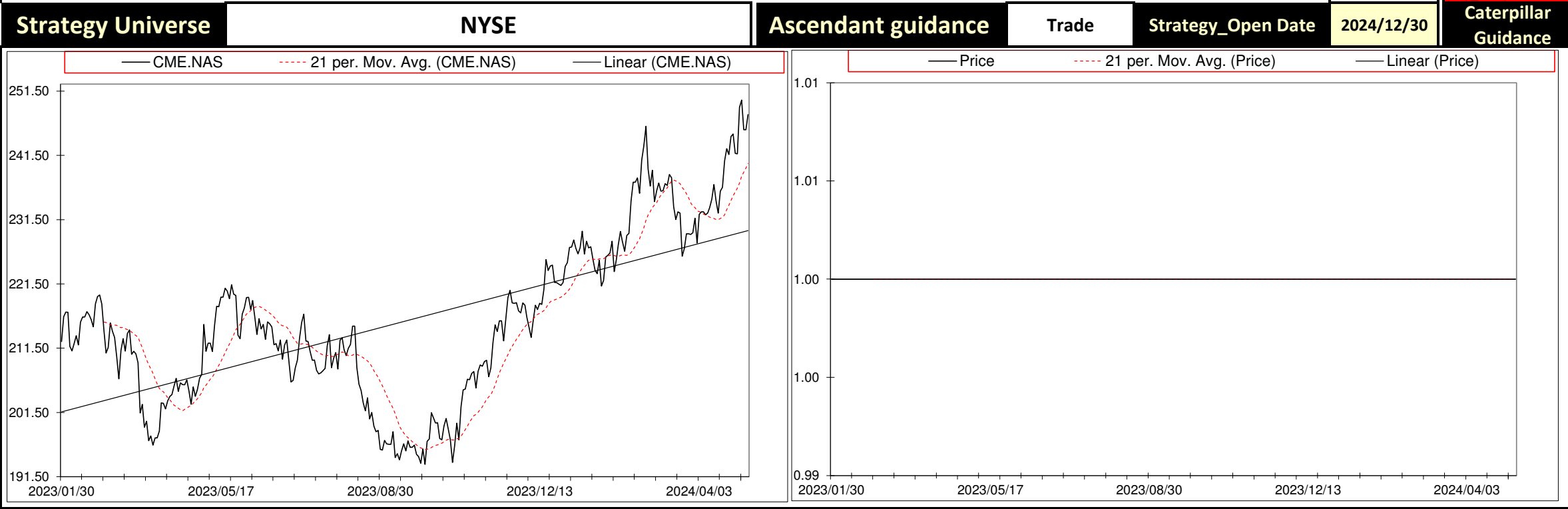
Follow the " 3day to 5day waiting period " before entering the trade : understand the Graph, Trend and Variables

Plan your enrty levels. Focus on the process not the outcome. Expect further short-term deviation from the trade signal. "Patience"

Date	Price or Relative Price	Short_Term_ Radar	Medium_ Term_Radar	Caterpillar_ %	Wise_ Owl(Rnk)	324_Factor	Factor_324	Defcon _Index	Defcon _Index_Trade	Margin of Safety	75_Day_Mom	Trade_Rating (Guidance)	Trendsum
2024/12/18	237.080	No Trade	No Trade	48.06%	0	Absolutely No	0	96	Research Defon Sell	4.84%	8.07%	C	11
2024/12/19	236.820	No Trade	No Trade	46.63%	0	Absolutely No	0	96	Research Defon Sell	4.69%	7.40%	C	8
2024/12/20	238.530	No Trade	No Trade	53.87%	0	Absolutely No	0	97	Research Defon Sell	5.42%	9.15%	C	8
2024/12/23	238.010	No Trade	No Trade	50.75%	0	Absolutely No	0	97	Research Defon Sell	5.11%	8.94%	C	10
2024/12/27	233.500	No Trade	No Trade	29.86%	0	Absolutely No	0	0	Absolutely no Trade	3.00%	6.82%	C	8
2024/12/30	231.530	No Trade	No Trade	20.41%	0	Absolutely No	0	0	Absolutely no Trade	2.05%	6.55%	C	7
2025/01/02	232.720	No Trade	No Trade	24.81%	0	Absolutely No	0	0	Absolutely no Trade	2.50%	7.25%	C	3
2025/01/03	232.500	No Trade	No Trade	23.57%	0	Absolutely No	0	0	Absolutely no Trade	2.37%	6.39%	C	-2
2025/01/06	225.820	No Trade	No Trade	5.90%	0	Absolutely No	0	0	Absolutely no Trade	-0.65%	3.50%	C	-6
2025/01/07	227.010	No Trade	No Trade	1.38%	0	Absolutely No	0	0	Absolutely no Trade	-0.15%	4.95%	C	-10
2025/01/08	229.300	No Trade	No Trade	8.23%	0	Absolutely No	0	0	Absolutely no Trade	0.83%	6.77%	C	-13
2025/01/09	229.300	No Trade	No Trade	7.97%	0	Absolutely No	0	0	Absolutely no Trade	0.80%	7.57%	C	-16
2025/01/10	229.200	No Trade	No Trade	7.26%	0	Absolutely No	0	0	Absolutely no Trade	0.73%	6.18%	C	-19
2025/01/13	229.450	No Trade	No Trade	7.56%	0	Absolutely No	0	0	Absolutely no Trade	0.76%	5.18%	C	-17
2025/01/14	231.730	No Trade	No Trade	17.24%	0	Absolutely No	0	0	Absolutely no Trade	1.73%	6.53%	C	-16
2025/01/15	227.880	No Trade	No Trade	0.17%	0	Absolutely No	0	-77	Absolutely no Trade	0.02%	4.31%	C	-16
2025/01/16	232.310	No Trade	No Trade	19.23%	0	Absolutely No	0	0	Absolutely no Trade	1.93%	6.42%	C	-14
2025/01/17	232.710	No Trade	No Trade	20.71%	0	Absolutely No	0	0	Absolutely no Trade	2.08%	5.47%	C	-12
2025/01/20	232.710	No Trade	No Trade	19.90%	0	Absolutely No	0	0	Absolutely no Trade	2.00%	3.30%	C	-12
2025/01/21	232.250	No Trade	No Trade	17.63%	0	Absolutely No	0	0	Absolutely no Trade	1.77%	3.88%	C	-12
2025/01/22	232.530	No Trade	No Trade	18.58%	0	Absolutely No	0	0	Absolutely no Trade	1.87%	3.68%	C	-10
2025/01/23	233.380	No Trade	No Trade	22.86%	0	Absolutely No	0	0	Absolutely no Trade	2.21%	3.99%	C	-6
2025/01/24	234.680	No Trade	No Trade	29.61%	0	Absolutely No	0	95	Research Defon Sell	2.76%	5.84%	C	-2
2025/01/27	236.950	No Trade	No Trade	40.01%	0	Absolutely No	0	96	Research Defon Sell	3.67%	6.89%	C	3
2025/01/28	234.390	No Trade	No Trade	27.50%	0	Absolutely No	0	95	Research Defon Sell	2.52%	5.84%	C	8
2025/01/29	232.500	No Trade	No Trade	18.19%	0	Absolutely No	0	0	Absolutely no Trade	1.67%	5.08%	C	10
2025/01/30	235.920	No Trade	No Trade	34.20%	0	Absolutely No	0	96	Research Defon Sell	3.14%	6.40%	C	12
2025/01/31	236.520	No Trade	No Trade	36.76%	0	Absolutely No	0	96	Research Defon Sell	3.37%	5.50%	C	11
2025/02/03	240.650	No Trade	No Trade	55.54%	0	Absolutely No	0	98	Research Defon Sell	5.09%	7.04%	C	11
2025/02/04	242.530	No Trade	No Trade	64.19%	0	Absolutely No	0	99	Research Defon Sell	5.89%	6.76%	C	13
2025/02/05	241.640	No Trade	No Trade	59.65%	0	Absolutely No	0	98	Research Defon Sell	5.47%	6.34%	C	16
2025/02/06	244.410	No Trade	No Trade	72.53%	50	Research	85	99	Research Defon Sell	6.65%	7.05%	C	18
2025/02/07	244.830	No Trade	No Trade	74.22%	50	Research	85	100	Research Defon Sell	6.80%	7.83%	C	20
2025/02/10	241.810	No Trade	No Trade	58.94%	0	Absolutely No	0	98	Research Defon Sell	5.40%	6.92%	C	23
2025/02/11	241.740	No Trade	No Trade	58.30%	0	Absolutely No	0	98	Research Defon Sell	5.35%	6.43%	C	27
2025/02/12	248.960	No Trade	No Trade	92.31%	50	Research	85	100	Research Defon Sell	8.46%	8.39%	C	30
2025/02/13	250.110	No Trade	No Trade	97.46%	60	Research	85	100	Research Defon Sell	8.94%	10.60%	C	33
2025/02/14	245.480	No Trade	No Trade	75.16%	50	Research	85	98	Research Defon Sell	6.89%	7.61%	C	35
2025/02/17	245.480	No Trade	No Trade	74.24%	50	Research	85	98	Research Defon Sell	6.81%	8.10%	C	35
2025/02/18	247.850	No Trade	No Trade	85.18%	60	Research	85	99	Research Defon Sell	7.81%	9.06%	C	34



Date	9 day	9 vs 21 day	33 day
2024/12/30	Sell_9day	Sell 9 vs 21	Sell 33_Day
2025/01/02	Sell_9day	Sell 9 vs 21	Sell 33_Day
2025/01/03	Sell_9day	Sell 9 vs 21	Sell 33_Day
2025/01/06	Sell_9day	Sell 9 vs 21	Sell 33_Day
2025/01/07	Sell_9day	Sell 9 vs 21	Sell 33_Day
2025/01/08	Sell_9day	Sell 9 vs 21	Sell 33_Day
2025/01/09	Sell_9day	Sell 9 vs 21	Sell 33_Day
2025/01/10	Sell_9day	Sell 9 vs 21	Sell 33_Day
2025/01/13	Sell_9day	Sell 9 vs 21	Sell 33_Day
2025/01/14	Buy_9day	Sell 9 vs 21	Sell 33_Day
2025/01/15	Sell_9day	Sell 9 vs 21	Sell 33_Day
2025/01/16	Buy_9day	Sell 9 vs 21	Sell 33_Day
2025/01/17	Buy_9day	Sell 9 vs 21	Sell 33_Day
2025/01/20	Buy_9day	Sell 9 vs 21	Sell 33_Day
2025/01/21	Buy_9day	Sell 9 vs 21	Sell 33_Day
2025/01/22	Buy_9day	Sell 9 vs 21	Sell 33_Day
2025/01/23	Buy_9day	Sell 9 vs 21	Sell 33_Day
2025/01/24	Buy_9day	Buy 9 vs 21	Buy 33_Day
2025/01/27	Buy_9day	Buy 9 vs 21	Buy 33_Day
2025/01/28	Buy_9day	Buy 9 vs 21	Buy 33_Day
2025/01/29	Sell_9day	Buy 9 vs 21	Sell 33_Day
2025/01/30	Buy_9day	Buy 9 vs 21	Buy 33_Day
2025/01/31	Buy_9day	Buy 9 vs 21	Buy 33_Day
2025/02/03	Buy_9day	Buy 9 vs 21	Buy 33_Day
2025/02/04	Buy_9day	Buy 9 vs 21	Buy 33_Day
2025/02/05	Buy_9day	Buy 9 vs 21	Buy 33_Day
2025/02/06	Buy_9day	Buy 9 vs 21	Buy 33_Day
2025/02/07	Buy_9day	Buy 9 vs 21	Buy 33_Day
2025/02/10	Buy_9day	Buy 9 vs 21	Buy 33_Day
2025/02/11	Buy_9day	Buy 9 vs 21	Buy 33_Day
2025/02/12	Buy_9day	Buy 9 vs 21	Buy 33_Day
2025/02/13	Buy_9day	Buy 9 vs 21	Buy 33_Day
2025/02/14	Buy_9day	Buy 9 vs 21	Buy 33_Day
2025/02/17	Buy_9day	Buy 9 vs 21	Buy 33_Day
2025/02/18	Buy_9day	Buy 9 vs 21	Buy 33_Day





S  
e  
|  
|

CSCO.NAS  
Cisco Systems  
Technology  
Communications Equipment  
New York

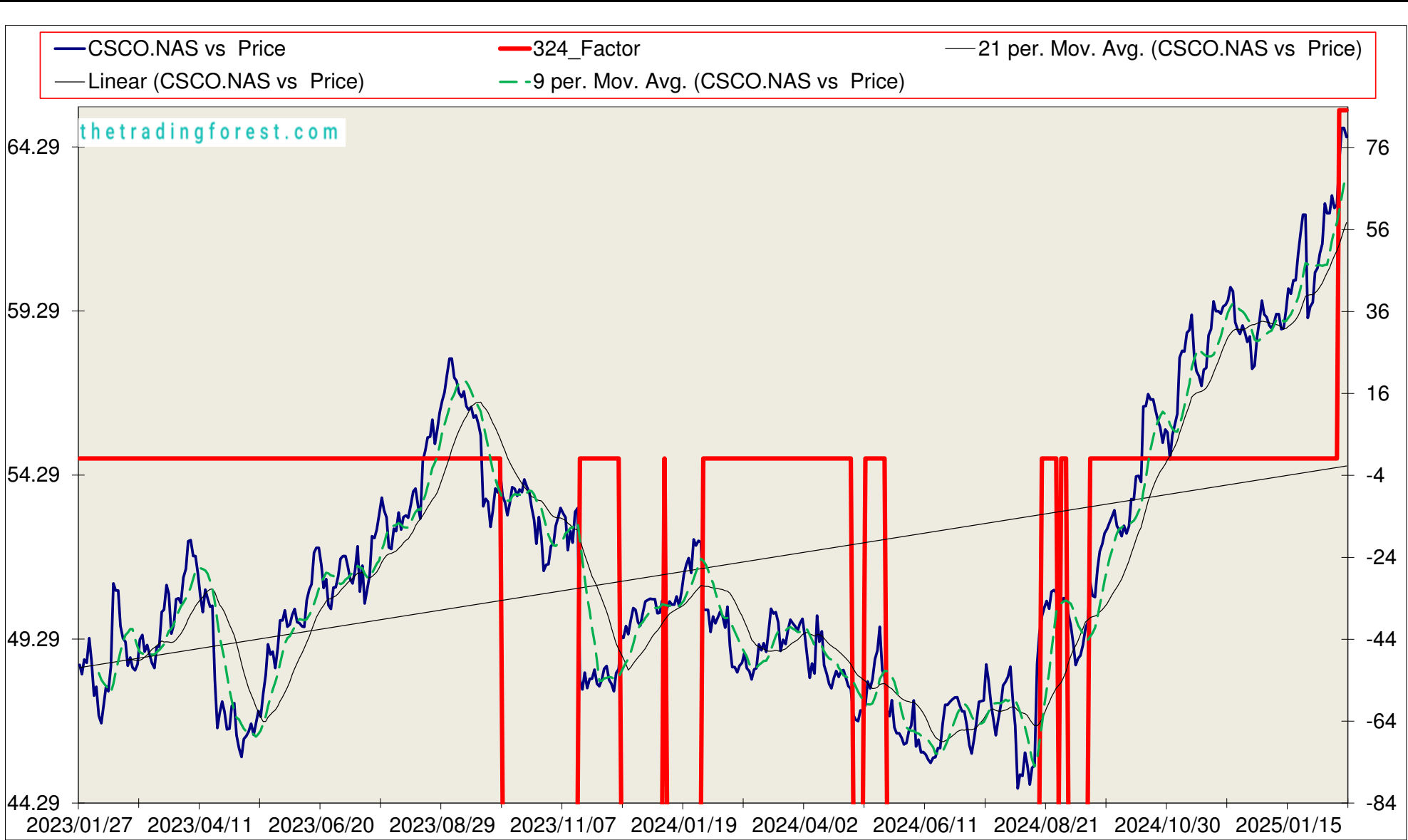
Follow the " 3day to 5day waiting period " before entering the trade : understand the Graph, Trend and Variables

Price  
Price  
Individual Instrument  
Individual Instrument  
Individual Instrument

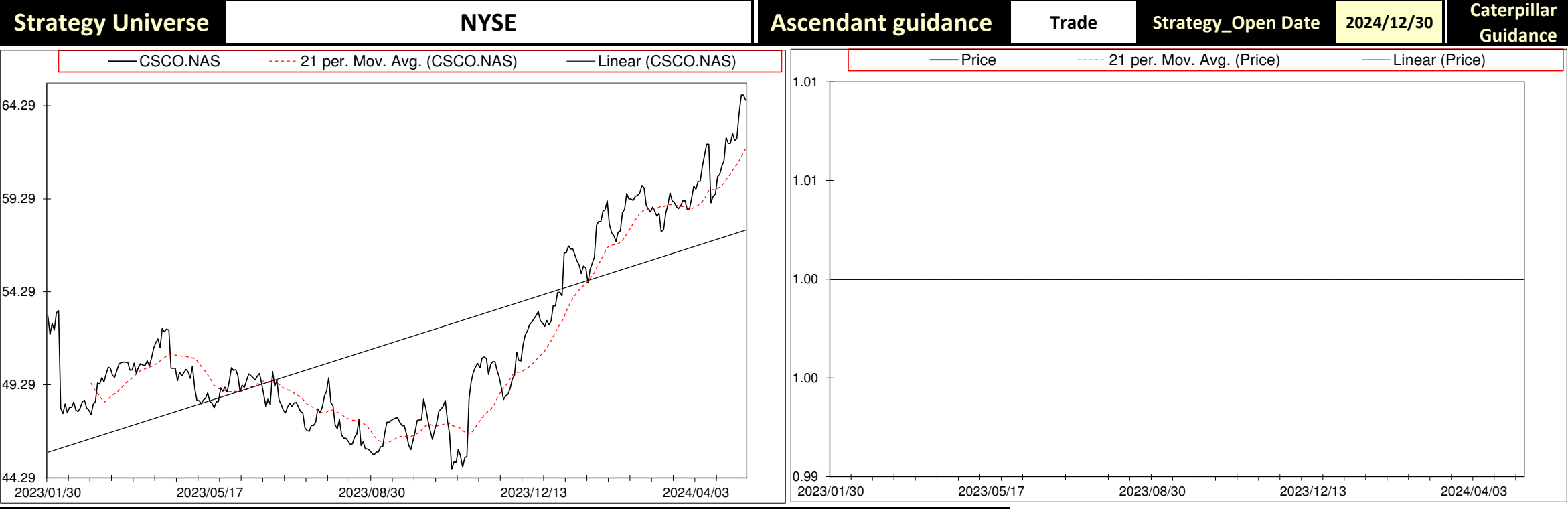
Market Cap : (B)233 190

Market Cap : (B)0

-2.30144.844-19.490													
Date	Price or Relative Price	Short_Term_ Radar	Medium_ Term_Radar	Caterpillar_ %	Wise_ Owl(Rnk)	324_Factor	Factor_324	Defcon _Index	Defcon _Index_Trade	Margin of Safety	75_Day_Mom	Trade_Rating (Guidance)	Trendsum
2024/12/18	57.530	No Trade	No Trade	9.44%	0	Absolutely No	0	96	Research Defon Sell	2.59%	17.10%	C	-10
2024/12/19	57.630	No Trade	No Trade	10.23%	0	Absolutely No	0	96	Research Defon Sell	2.72%	18.82%	C	-16
2024/12/20	58.520	No Trade	No Trade	16.04%	0	Absolutely No	0	98	Research Defon Sell	4.26%	20.16%	C	-20
2024/12/23	58.980	No Trade	No Trade	19.07%	0	Absolutely No	0	98	Research Defon Sell	4.94%	20.89%	C	-18
2024/12/27	59.610	No Trade	No Trade	23.41%	0	Absolutely No	0	99	Research Defon Sell	5.87%	21.38%	C	-15
2024/12/30	59.190	No Trade	No Trade	22.93%	0	Absolutely No	0	99	Research Defon Sell	4.98%	19.31%	C	-11
2025/01/02	59.100	No Trade	No Trade	21.53%	0	Absolutely No	0	98	Research Defon Sell	4.67%	18.67%	C	-8
2025/01/03	58.860	No Trade	No Trade	19.35%	0	Absolutely No	0	98	Research Defon Sell	4.20%	15.34%	C	-6
2025/01/06	58.770	No Trade	No Trade	17.97%	0	Absolutely No	0	98	Research Defon Sell	3.90%	16.12%	C	-5
2025/01/07	58.930	No Trade	No Trade	19.05%	0	Absolutely No	0	98	Research Defon Sell	4.13%	16.53%	C	-6
2025/01/08	59.200	No Trade	No Trade	21.03%	0	Absolutely No	0	99	Research Defon Sell	4.56%	15.09%	C	-5
2025/01/09	59.200	No Trade	No Trade	20.81%	0	Absolutely No	0	99	Research Defon Sell	4.52%	13.91%	C	-5
2025/01/10	58.740	No Trade	No Trade	16.85%	0	Absolutely No	0	98	Research Defon Sell	3.66%	12.55%	C	-9
2025/01/13	58.760	No Trade	No Trade	17.57%	0	Absolutely No	0	98	Research Defon Sell	3.55%	11.88%	C	-10
2025/01/14	59.330	No Trade	No Trade	22.30%	0	Absolutely No	0	99	Research Defon Sell	4.51%	12.69%	C	-10
2025/01/15	59.980	No Trade	No Trade	27.73%	0	Absolutely No	0	100	Research Defon Sell	5.61%	13.49%	C	-9
2025/01/16	59.820	No Trade	No Trade	26.10%	0	Absolutely No	0	100	Research Defon Sell	5.28%	12.83%	C	-7
2025/01/17	60.230	No Trade	No Trade	29.43%	0	Absolutely No	0	100	Research Defon Sell	5.95%	13.17%	C	-3
2025/01/20	60.230	No Trade	No Trade	28.72%	0	Absolutely No	0	100	Research Defon Sell	5.81%	14.20%	C	1
2025/01/21	61.030	No Trade	No Trade	35.43%	0	Absolutely No	0	100	Research Defon Sell	7.16%	15.98%	C	4
2025/01/22	61.630	No Trade	No Trade	40.40%	0	Absolutely No	0	100	Research Defon Sell	8.17%	17.55%	C	6
2025/01/23	62.230	No Trade	No Trade	45.36%	0	Absolutely No	0	100	Research Defon Sell	9.17%	17.97%	C	10
2025/01/24	62.230	No Trade	No Trade	45.12%	0	Absolutely No	0	100	Research Defon Sell	9.12%	18.51%	C	14
2025/01/27	59.080	No Trade	No Trade	17.60%	0	Absolutely No	0	0	Absolutely no Trade	3.46%	12.04%	C	14
2025/01/28	59.430	Sell_Panda_ST	Sell_Panda_ST	20.95%	0	Absolutely No	0	96	Research Defon Sell	4.03%	10.96%	C	13
2025/01/29	59.550	No Trade	No Trade	23.08%	0	Absolutely No	0	96	Research Defon Sell	4.19%	11.23%	C	10
2025/01/30	60.470	No Trade	No Trade	33.39%	0	Absolutely No	0	97	Research Defon Sell	5.75%	11.47%	C	9
2025/01/31	60.600	No Trade	No Trade	34.62%	0	Absolutely No	0	97	Research Defon Sell	5.93%	11.66%	C	9
2025/02/03	61.040	No Trade	No Trade	38.27%	0	Absolutely No	0	98	Research Defon Sell	6.56%	12.87%	C	9
2025/02/04	61.340	No Trade	No Trade	41.64%	0	Absolutely No	0	99	Research Defon Sell	7.03%	8.80%	C	9
2025/02/05	62.570	No Trade	No Trade	54.06%	0	Absolutely No	0	100	Research Defon Sell	9.13%	10.94%	C	10
2025/02/06	62.270	No Trade	No Trade	50.67%	0	Absolutely No	0	100	Research Defon Sell	8.56%	9.71%	C	11
2025/02/07	62.270	No Trade	No Trade	50.38%	0	Absolutely No	0	100	Research Defon Sell	8.51%	10.04%	C	12
2025/02/10	62.810	No Trade	No Trade	55.09%	0	Absolutely No	0	100	Research Defon Sell	9.30%	10.97%	C	15
2025/02/11	62.430	No Trade	No Trade	50.88%	0	Absolutely No	0	99	Research Defon Sell	8.59%	10.93%	C	17
2025/02/12	62.530	No Trade	No Trade	51.62%	0	Absolutely No	0	100	Research Defon Sell	8.72%	11.74%	C	18
2025/02/13	63.840	No Trade	No Trade	64.82%	50	Research	85	100	Research Defon Sell	10.95%	14.53%	C	20
2025/02/14	64.870	No Trade	No Trade	75.12%	50	Research	85	100	Research Defon Sell	12.69%	17.35%	A	22
2025/02/17	64.870	No Trade	No Trade	76.10%	50	Research	85	100	Research Defon Sell	12.54%	16.51%	A	24
2025/02/18	64.590	No Trade	No Trade	73.73%	50	Research	85	100	Research Defon Sell	12.00%	16.19%	A	25



Date	9 day	9 vs 21 day	33 day
2024/12/30	Buy_9day	Sell 9 vs 21	Buy 33_Day
2025/01/02	Buy_9day	Sell 9 vs 21	Buy 33_Day
2025/01/03	Buy_9day	Sell 9 vs 21	Buy 33_Day
2025/01/06	Buy_9day	Sell 9 vs 21	Buy 33_Day
2025/01/07	Buy_9day	Sell 9 vs 21	Buy 33_Day
2025/01/08	Buy_9day	Buy 9 vs 21	Buy 33_Day
2025/01/09	Buy_9day	Buy 9 vs 21	Buy 33_Day
2025/01/10	Sell_9day	Buy 9 vs 21	Sell 33_Day
2025/01/13	Sell_9day	Buy 9 vs 21	Sell 33_Day
2025/01/14	Buy_9day	Buy 9 vs 21	Buy 33_Day
2025/01/15	Buy_9day	Buy 9 vs 21	Buy 33_Day
2025/01/16	Buy_9day	Buy 9 vs 21	Buy 33_Day
2025/01/17	Buy_9day	Buy 9 vs 21	Buy 33_Day
2025/01/20	Buy_9day	Buy 9 vs 21	Buy 33_Day
2025/01/21	Buy_9day	Buy 9 vs 21	Buy 33_Day
2025/01/22	Buy_9day	Buy 9 vs 21	Buy 33_Day
2025/01/23	Buy_9day	Buy 9 vs 21	Buy 33_Day
2025/01/24	Buy_9day	Buy 9 vs 21	Buy 33_Day
2025/01/27	Sell_9day	Buy 9 vs 21	Sell 33_Day
2025/01/28	Sell_9day	Buy 9 vs 21	Buy 33_Day
2025/01/29	Sell_9day	Buy 9 vs 21	Buy 33_Day
2025/01/30	Sell_9day	Buy 9 vs 21	Buy 33_Day
2025/01/31	Sell_9day	Buy 9 vs 21	Buy 33_Day
2025/02/03	Buy_9day	Buy 9 vs 21	Buy 33_Day
2025/02/04	Buy_9day	Buy 9 vs 21	Buy 33_Day
2025/02/05	Buy_9day	Buy 9 vs 21	Buy 33_Day
2025/02/06	Buy_9day	Buy 9 vs 21	Buy 33_Day
2025/02/07	Buy_9day	Buy 9 vs 21	Buy 33_Day
2025/02/10	Buy_9day	Buy 9 vs 21	Buy 33_Day
2025/02/11	Buy_9day	Buy 9 vs 21	Buy 33_Day
2025/02/12	Buy_9day	Buy 9 vs 21	Buy 33_Day
2025/02/13	Buy_9day	Buy 9 vs 21	Buy 33_Day
2025/02/14	Buy_9day	Buy 9 vs 21	Buy 33_Day
2025/02/17	Buy_9day	Buy 9 vs 21	Buy 33_Day
2025/02/18	Buy_9day	Buy 9 vs 21	Buy 33_Day



(+) : Mom Days	129
(-) : Mom Days	0
Guided : Factor	66 day
324_Buy Guidance	0.0%
324_Sell Guidance	99.6%
Mom_75 (days)	16.2%
9 vs 21 day	2.26%
Price vs 9 day	1.90%

ZM.NAS

B

Zoom Video Communications

u

Information Technology

y

Application Software

New York

Market Cap : (B)

22 512

Price

Price

Individual Instrument

Individual Instrument

Individual Instrument

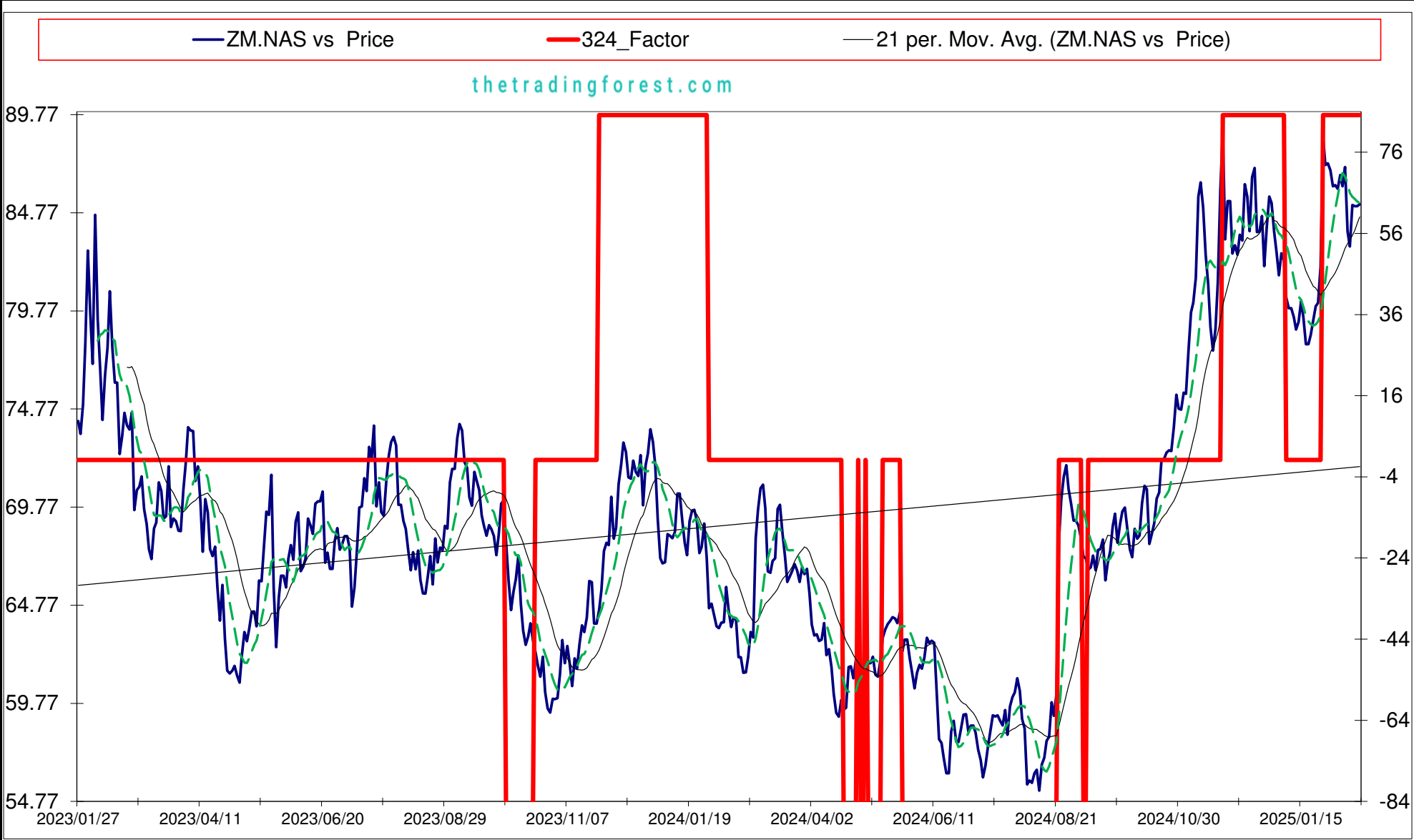
Market Cap : (B)

0


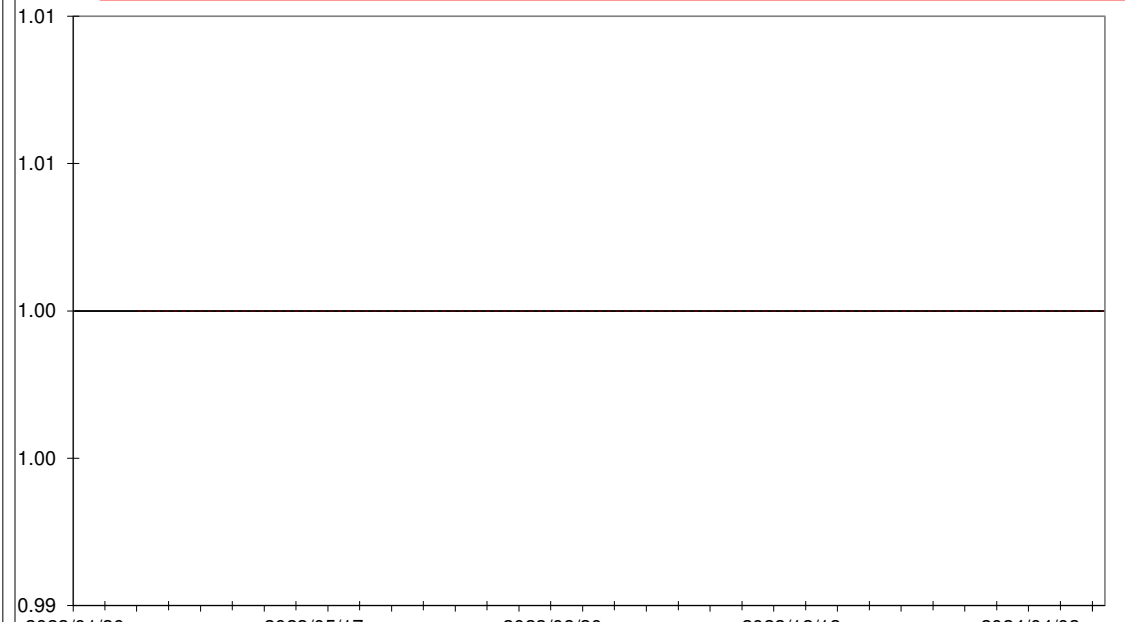
Follow the " 3day to 5day waiting period " before entering the trade : understand the Graph, Trend and Variables

Plan your enrty levels. Focus on the process not the outcome. Expect further short-term deviation from the trade signal. "Patience"

Date	Price or Relative Price	Short_Term_ Radar	Medium_ Term_Radar	Caterpillar_ %	Wise_ Owl(Rnk)	324_Factor	Factor_324	Defcon _Index	Defcon _Index_Trade	Margin of Safety	75_Day_Mom	Trade_Rating (Guidance)	Trendsum
2024/12/18	82.050	No Trade	No Trade	36.30%	0	Research	85	0	Absolutely no Trade	8.62%	22.04%	C	7
2024/12/19	84.050	No Trade	No Trade	49.02%	0	Research	85	0	Absolutely no Trade	11.21%	25.11%	C	1
2024/12/20	85.600	No Trade	No Trade	60.57%	50	Research	85	96	Research Defon Sell	13.20%	28.55%	B	-3
2024/12/23	85.270	No Trade	No Trade	63.65%	50	Research	85	96	Research Defon Sell	12.60%	27.84%	B	-3
2024/12/27	83.820	No Trade	No Trade	52.84%	0	Research	85	0	Absolutely no Trade	10.46%	24.55%	C	-5
2024/12/30	82.730	No Trade	No Trade	44.75%	0	Research	85	0	Absolutely no Trade	8.86%	24.31%	C	-2
2025/01/02	81.580	No Trade	No Trade	36.28%	0	Research	85	0	Absolutely no Trade	7.18%	20.70%	C	-3
2025/01/03	82.700	No Trade	No Trade	43.44%	0	Research	85	0	Absolutely no Trade	8.60%	22.30%	C	-4
2025/01/06	82.340	No Trade	No Trade	40.22%	0	Research	85	0	Absolutely no Trade	7.96%	20.89%	C	-6
2025/01/07	80.450	No Trade	No Trade	27.43%	0	Absolutely No	0	0	Absolutely no Trade	5.43%	21.82%	C	-10
2025/01/08	79.900	No Trade	No Trade	23.53%	0	Absolutely No	0	0	Absolutely no Trade	4.66%	19.41%	C	-14
2025/01/09	79.900	No Trade	No Trade	23.26%	0	Absolutely No	0	0	Absolutely no Trade	4.60%	18.32%	C	-19
2025/01/10	79.460	No Trade	No Trade	20.09%	0	Absolutely No	0	0	Absolutely no Trade	3.98%	15.51%	C	-24
2025/01/13	78.820	No Trade	No Trade	15.24%	0	Absolutely No	0	0	Absolutely no Trade	2.98%	13.52%	C	-28
2025/01/14	79.200	No Trade	No Trade	17.51%	0	Absolutely No	0	0	Absolutely no Trade	3.43%	16.56%	C	-31
2025/01/15	80.260	No Trade	No Trade	24.31%	0	Absolutely No	0	0	Absolutely no Trade	4.76%	16.49%	C	-30
2025/01/16	79.440	No Trade	No Trade	18.58%	0	Absolutely No	0	0	Absolutely no Trade	3.64%	14.22%	C	-28
2025/01/17	78.070	No Trade	No Trade	9.19%	0	Absolutely No	0	0	Absolutely no Trade	1.80%	11.94%	C	-29
2025/01/20	78.070	No Trade	No Trade	8.41%	0	Absolutely No	0	0	Absolutely no Trade	1.65%	13.74%	C	-28
2025/01/21	78.540	No Trade	No Trade	11.27%	0	Absolutely No	0	0	Absolutely no Trade	2.21%	16.17%	C	-30
2025/01/22	79.280	No Trade	No Trade	15.93%	0	Absolutely No	0	0	Absolutely no Trade	3.12%	17.96%	C	-34
2025/01/23	80.010	No Trade	No Trade	20.51%	0	Absolutely No	0	0	Absolutely no Trade	4.02%	16.53%	C	-34
2025/01/24	80.170	No Trade	No Trade	21.31%	0	Absolutely No	0	0	Absolutely no Trade	4.17%	17.62%	C	-34
2025/01/27	82.000	No Trade	No Trade	32.64%	0	Absolutely No	0	0	Absolutely no Trade	6.39%	20.02%	C	-30
2025/01/28	88.640	No Trade	No Trade	76.36%	50	Research	85	100	Research Defon Sell	14.95%	26.68%	A	-27
2025/01/29	87.200	No Trade	No Trade	66.53%	50	Research	85	98	Research Defon Sell	13.02%	23.08%	B	-23
2025/01/30	87.290	No Trade	No Trade	66.84%	50	Research	85	98	Research Defon Sell	13.08%	23.50%	B	-18
2025/01/31	86.940	No Trade	No Trade	64.24%	50	Research	85	98	Research Defon Sell	12.57%	28.06%	B	-13
2025/02/03	86.120	No Trade	No Trade	57.97%	50	Research	85	97	Research Defon Sell	11.35%	25.87%	B	-11
2025/02/04	86.180	No Trade	No Trade	58.08%	50	Research	85	97	Research Defon Sell	11.37%	25.03%	B	-9
2025/02/05	85.990	No Trade	No Trade	56.55%	50	Research	85	97	Research Defon Sell	11.07%	22.49%	B	-11
2025/02/06	86.690	No Trade	No Trade	60.88%	50	Research	85	97	Research Defon Sell	11.92%	22.93%	B	-11
2025/02/07	86.120	No Trade	No Trade	56.84%	50	Research	85	97	Research Defon Sell	11.13%	19.33%	B	-12
2025/02/10	87.100	No Trade	No Trade	62.45%	50	Research	85	98	Research Defon Sell	12.22%	20.60%	B	-13
2025/02/11	83.820	No Trade	No Trade	40.59%	0	Research	85	0	Absolutely no Trade	7.94%	15.55%	C	-14
2025/02/12	83.050	No Trade	No Trade	35.25%	0	Research	85	0	Absolutely no Trade	6.90%	14.30%	C	-13
2025/02/13	85.160	No Trade	No Trade	48.85%	50	Research	85	96	Research Defon Sell	9.56%	17.25%	B	-12
2025/02/14	85.100	No Trade	No Trade	48.18%	50	Research	85	96	Research Defon Sell	9.43%	15.23%	B	-12
2025/02/17	85.100	No Trade	No Trade	47.35%	50	Research	85	96	Research Defon Sell	9.27%	12.72%	C	-13
2025/02/18	85.200	No Trade	No Trade	47.73%	50	Research	85	96	Research Defon Sell	9.34%	13.93%	C	-13



9 day	9 day	9 vs 21 day	33 day
2024/12/30	Sell_9day	Sell 9 vs 21	Sell 33_Day
2025/01/02	Sell_9day	Sell 9 vs 21	Sell 33_Day
2025/01/03	Sell_9day	Sell 9 vs 21	Sell 33_Day
2025/01/06	Sell_9day	Sell 9 vs 21	Sell 33_Day
2025/01/07	Sell_9day	Sell 9 vs 21	Sell 33_Day
2025/01/08	Sell_9day	Sell 9 vs 21	Sell 33_Day
2025/01/09	Sell_9day	Sell 9 vs 21	Sell 33_Day
2025/01/10	Sell_9day	Sell 9 vs 21	Sell 33_Day
2025/01/13	Sell_9day	Sell 9 vs 21	Sell 33_Day
2025/01/14	Sell_9day	Sell 9 vs 21	Sell 33_Day
2025/01/15	Sell_9day	Sell 9 vs 21	Sell 33_Day
2025/01/16	Sell_9day	Sell 9 vs 21	Sell 33_Day
2025/01/17	Sell_9day	Sell 9 vs 21	Sell 33_Day
2025/01/20	Sell_9day	Sell 9 vs 21	Sell 33_Day
2025/01/21	Sell_9day	Sell 9 vs 21	Sell 33_Day
2025/01/22	Buy_9day	Sell 9 vs 21	Sell 33_Day
2025/01/23	Buy_9day	Sell 9 vs 21	Sell 33_Day
2025/01/24	Buy_9day	Sell 9 vs 21	Sell 33_Day
2025/01/27	Buy_9day	Sell 9 vs 21	Sell 33_Day
2025/01/28	Buy_9day	Sell 9 vs 21	Buy 33_Day
2025/01/29	Buy_9day	Buy 9 vs 21	Buy 33_Day
2025/01/30	Buy_9day	Buy 9 vs 21	Buy 33_Day
2025/01/31	Buy_9day	Buy 9 vs 21	Buy 33_Day
2025/02/03	Buy_9day	Buy 9 vs 21	Buy 33_Day
2025/02/04	Buy_9day	Buy 9 vs 21	Buy 33_Day
2025/02/05	Buy_9day	Buy 9 vs 21	Buy 33_Day
2025/02/06	Buy_9day	Buy 9 vs 21	Buy 33_Day
2025/02/07	Sell_9day	Buy 9 vs 21	Buy 33_Day
2025/02/10	Buy_9day	Buy 9 vs 21	Buy 33_Day
2025/02/11	Sell_9day	Buy 9 vs 21	Buy 33_Day
2025/02/12	Sell_9day	Buy 9 vs 21	Buy 33_Day
2025/02/13	Sell_9day	Buy 9 vs 21	Buy 33_Day
2025/02/14	Sell_9day	Buy 9 vs 21	Buy 33_Day
2025/02/17	Sell_9day	Buy 9 vs 21	Buy 33_Day
2025/02/18	Sell_9day	Buy 9 vs 21	Buy 33_Day

Strategy Universe		NYSE	Ascendant guidance		Trade	Strategy_Open Date	2024/12/30	Caterpillar Guidance	Trade	
<div><div><div><div>ZM.NAS</div><div>21 per. Mov. Avg. (ZM.NAS)</div><div>Linear (ZM.NAS)</div></div></div><div><div><div>Price</div><div>21 per. Mov. Avg. (Price)</div><div>Linear (Price)</div></div></div></div>									(+) : Mom Days	20
									(-) : Mom Days	0
									Guided : Factor	9 vs 21 day
									324_Buy Guidance	0.0%
									324_Sell Guidance	95.7%
									Mom_75 (days)	13.9%
									9 vs 21 day	0.83%
									Price vs 9 day	-0.07%



S  
e  
l  
l

WOR.NYS

Worthington Industries Inc.

Mining

Steel

New York

Follow the " 3day to 5day waiting period " before entering the trade : understand the Graph, Trend and Variables

Price

Price

Individual Instrument

Individual Instrument

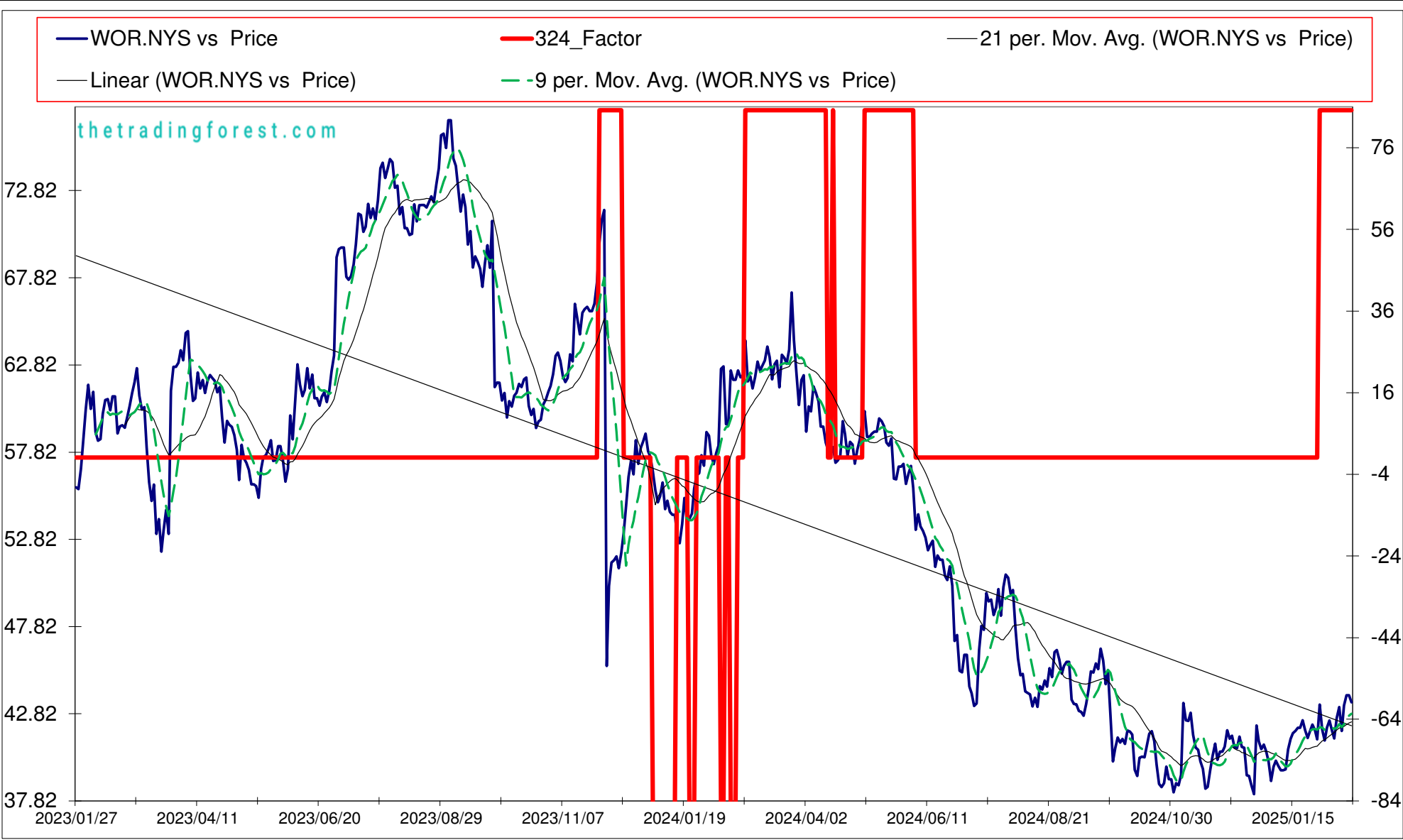
Individual Instrument

Market Cap : (B)

2 032

Plan your enrty levels. Focus on the process not the outcome. Expect further short-term deviation from the trade signal. "Patience"

-2.157														-143.201		66.392	
Date	Price or Relative Price	Short_Term_ Radar	Medium_ Term_Radar	Caterpillar_ %	Wise_ Owl(Rnk)	324_Factor	Factor_324	Defcon _Index	Defcon _Index_Trade	Margin of Safety	75_Day_Mom	Trade_Rating (Guidance)	Trendsum				
2024/12/18	42.140	No Trade	No Trade	17.11%	0	Absolutely No	0	0	Absolutely no Trade	3.26%	-2.79%	C	-10				
2024/12/19	41.220	No Trade	No Trade	6.03%	0	Absolutely No	0	0	Absolutely no Trade	1.15%	-4.07%	C	-10				
2024/12/20	40.780	No Trade	No Trade	1.10%	0	Absolutely No	0	0	Absolutely no Trade	0.21%	-4.99%	C	-9				
2024/12/23	41.040	No Trade	No Trade	6.67%	0	Absolutely No	0	0	Absolutely no Trade	1.27%	-3.87%	C	-8				
2024/12/27	40.670	No Trade	No Trade	4.85%	0	Absolutely No	0	0	Absolutely no Trade	0.93%	-6.20%	C	-9				
2024/12/30	40.060	No Trade	No Trade	0.61%	0	Absolutely No	0	-95	Research Defcon Buy	-0.17%	-9.39%	C	-9				
2025/01/02	38.950	No Trade	No Trade	9.27%	0	Absolutely No	0	-98	Research Defcon Buy	-2.52%	-13.90%	C	-9				
2025/01/03	39.770	No Trade	No Trade	1.20%	0	Absolutely No	0	-96	Research Defcon Buy	-0.33%	-11.95%	C	-8				
2025/01/06	40.110	No Trade	No Trade	5.02%	0	Absolutely No	0	-95	Research Defcon Buy	0.96%	-12.23%	C	-10				
2025/01/07	39.820	No Trade	No Trade	1.95%	0	Absolutely No	0	-96	Research Defcon Buy	0.37%	-12.23%	C	-12				
2025/01/08	39.570	No Trade	No Trade	0.43%	0	Absolutely No	0	-96	Research Defcon Buy	-0.12%	-14.99%	C	-14				
2025/01/09	39.570	No Trade	No Trade	0.14%	0	Absolutely No	0	-96	Research Defcon Buy	0.03%	-13.75%	C	-15				
2025/01/10	39.620	No Trade	No Trade	1.56%	0	Absolutely No	0	-96	Research Defcon Buy	0.30%	-10.99%	C	-15				
2025/01/13	40.770	Buy_Panda_ST	Buy_Panda_ST	19.16%	0	Absolutely No	0	0	Absolutely no Trade	3.66%	-9.98%	C	-12				
2025/01/14	41.370	No Trade	No Trade	27.95%	0	Absolutely No	0	64	Absolutely no Trade	5.33%	-3.21%	C	-8				
2025/01/15	41.690	No Trade	No Trade	33.03%	0	Absolutely No	0	64	Absolutely no Trade	6.30%	4.04%	C	-7				
2025/01/16	41.820	No Trade	No Trade	35.58%	0	Absolutely No	0	64	Absolutely no Trade	6.79%	2.42%	C	-4				
2025/01/17	42.010	No Trade	No Trade	38.94%	0	Absolutely No	0	65	Absolutely no Trade	7.43%	1.35%	C	0				
2025/01/20	42.010	No Trade	No Trade	41.40%	0	Absolutely No	0	65	Absolutely no Trade	7.90%	2.07%	C	2				
2025/01/21	42.440	No Trade	No Trade	48.02%	0	Absolutely No	0	65	Absolutely no Trade	9.16%	2.61%	C	5				
2025/01/22	41.860	No Trade	No Trade	41.03%	0	Absolutely No	0	64	Absolutely no Trade	7.83%	1.90%	C	10				
2025/01/23	41.420	No Trade	No Trade	35.90%	0	Absolutely No	0	64	Absolutely no Trade	6.85%	-1.03%	C	13				
2025/01/24	41.790	No Trade	No Trade	41.74%	0	Absolutely No	0	64	Absolutely no Trade	7.96%	0.02%	C	15				
2025/01/27	42.190	No Trade	No Trade	49.68%	0	Absolutely No	0	65	Absolutely no Trade	9.48%	1.39%	C	13				
2025/01/28	41.880	No Trade	No Trade	46.30%	0	Absolutely No	0	65	Absolutely no Trade	8.83%	5.78%	C	13				
2025/01/29	41.340	No Trade	No Trade	39.78%	0	Absolutely No	0	64	Absolutely no Trade	7.59%	5.35%	C	10				
2025/01/30	43.330	No Trade	No Trade	67.80%	0	Research	85	68	Absolutely no Trade	12.94%	7.57%	C	9				
2025/01/31	41.900	No Trade	No Trade	49.11%	0	Research	85	66	Absolutely no Trade	9.37%	3.84%	C	8				
2025/02/03	41.270	No Trade	No Trade	43.01%	0	Research	85	65	Absolutely no Trade	8.21%	2.38%	C	5				
2025/02/04	42.020	No Trade	No Trade	54.18%	0	Research	85	66	Absolutely no Trade	10.34%	2.41%	C	2				
2025/02/05	42.420	No Trade	No Trade	60.56%	0	Research	85	66	Absolutely no Trade	11.55%	1.82%	C	0				
2025/02/06	41.850	No Trade	No Trade	53.56%	0	Research	85	66	Absolutely no Trade	10.22%	0.10%	C	-1				
2025/02/07	41.390	No Trade	No Trade	48.07%	0	Research	85	65	Absolutely no Trade	9.17%	0.36%	C	-3				
2025/02/10	42.570	No Trade	No Trade	67.04%	0	Research	85	67	Absolutely no Trade	12.79%	6.69%	C	-4				
2025/02/11	43.190	No Trade	No Trade	76.55%	0	Research	85	68	Absolutely no Trade	14.61%	11.34%	C	-3				
2025/02/12	41.820	No Trade	No Trade	58.37%	0	Research	85	66	Absolutely no Trade	11.14%	8.34%	C	0				
2025/02/13	43.280	No Trade	No Trade	79.62%	0	Research	85	69	Absolutely no Trade	15.19%	11.49%	C	2				
2025/02/14	43.870	No Trade	No Trade	88.78%	30	Research	85	70	Absolutely no Trade	16.94%	10.28%	C	4				
2025/02/17	43.870	No Trade	No Trade	91.57%	30	Research	85	70	Absolutely no Trade	17.47%	12.31%	C	8				
2025/02/18	43.470	No Trade	No Trade	86.89%	30	Research	85	69	Absolutely no Trade	16.58%	11.35%	C	11				



Date	9 day	9 vs 21 day	33 day
2024/12/30	Sell_9day	Sell 9 vs 21	Sell 33_Day
2025/01/02	Sell_9day	Sell 9 vs 21	Sell 33_Day
2025/01/03	Sell_9day	Sell 9 vs 21	Sell 33_Day
2025/01/06	Sell_9day	Buy 9 vs 21	Sell 33_Day
2025/01/07	Sell_9day	Sell 9 vs 21	Sell 33_Day
2025/01/08	Sell_9day	Sell 9 vs 21	Sell 33_Day
2025/01/09	Sell_9day	Sell 9 vs 21	Sell 33_Day
2025/01/10	Sell_9day	Sell 9 vs 21	Sell 33_Day
2025/01/13	Buy_9day	Sell 9 vs 21	Buy 33_Day
2025/01/14	Buy_9day	Sell 9 vs 21	Buy 33_Day
2025/01/15	Buy_9day	Buy 9 vs 21	Buy 33_Day
2025/01/16	Buy_9day	Buy 9 vs 21	Buy 33_Day
2025/01/17	Buy_9day	Buy 9 vs 21	Buy 33_Day
2025/01/20	Buy_9day	Buy 9 vs 21	Buy 33_Day
2025/01/21	Buy_9day	Buy 9 vs 21	Buy 33_Day
2025/01/22	Buy_9day	Buy 9 vs 21	Buy 33_Day
2025/01/23	Sell_9day	Buy 9 vs 21	Buy 33_Day
2025/01/24	Sell_9day	Buy 9 vs 21	Buy 33_Day
2025/01/27	Buy_9day	Buy 9 vs 21	Buy 33_Day
2025/01/28	Sell_9day	Buy 9 vs 21	Buy 33_Day
2025/01/29	Sell_9day	Buy 9 vs 21	Buy 33_Day
2025/01/30	Buy_9day	Buy 9 vs 21	Buy 33_Day
2025/01/31	Sell_9day	Buy 9 vs 21	Buy 33_Day
2025/02/03	Sell_9day	Buy 9 vs 21	Buy 33_Day
2025/02/04	Buy_9day	Buy 9 vs 21	Buy 33_Day
2025/02/05	Buy_9day	Buy 9 vs 21	Buy 33_Day
2025/02/06	Sell_9day	Buy 9 vs 21	Buy 33_Day
2025/02/07	Sell_9day	Buy 9 vs 21	Buy 33_Day
2025/02/10	Buy_9day	Buy 9 vs 21	Buy 33_Day
2025/02/11	Buy_9day	Buy 9 vs 21	Buy 33_Day
2025/02/12	Sell_9day	Buy 9 vs 21	Buy 33_Day
2025/02/13	Buy_9day	Buy 9 vs 21	Buy 33_Day
2025/02/14	Buy_9day	Buy 9 vs 21	Buy 33_Day
2025/02/17	Buy_9day	Buy 9 vs 21	Buy 33_Day
2025/02/18	Buy_9day	Buy 9 vs 21	Buy 33_Day

Strategy Universe	NYSE	Ascendant guidance	Apply Caution	Strategy_Open Date	2024/12/30	Caterpillar Guidance	Trade	
<div><div><div>— WOR.NYS</div><div>----- 21 per. Mov. Avg. (WOR.NYS)</div><div>— Linear (WOR.NYS)</div></div><div><div>— Price</div><div>----- 21 per. Mov. Avg. (Price)</div><div>— Linear (Price)</div></div></div>							(+) : Mom Days	18
							(-) : Mom Days	0
							Guided : Factor	9 vs 21 day
							324_Buy Guidance	0.0%
							324_Sell Guidance	56.6%
							Mom_75 (days)	11.3%
							9 vs 21 day	1.11%
							Price vs 9 day	1.54%

S  
e  
i  
l

1808.TKS

Haseko Corp.

Construction

Japan

Asia

Market Cap : (B)

530 252

Price

Price

Individual Instrument

Individual Instrument

Individual Instrument

Market Cap : (B)

0

Follow the " 3day to 5day waiting period " before entering the trade : understand the Graph, Trend and Variables

Plan your enrty levels. Focus on the process not the outcome. Expect further short-term deviation from the trade signal. "Patience"

Date	Price or Relative Price	Short_Term_ Radar	Medium_ Term_Radar	Caterpillar_ %	Wise_ Owl(Rnk)	324_Factor	Factor_324	Defcon _Index	Defcon _Index_Trade	Margin of Safety	75_Day_Mom	Trade_Rating (Guidance)	Trendsum
2024/12/18	2 001.500	Sell_Panda_ST	No Trade	35.74%	0	Absolutely No	0	98	Research Defon Sell	3.87%	8.31%	C	24
2024/12/19	1 993.500	Sell_Panda_ST	Sell_Panda_ST	31.75%	0	Absolutely No	0	97	Research Defon Sell	3.43%	7.47%	C	21
2024/12/20	2 030.000	No Trade	No Trade	49.10%	0	Absolutely No	0	99	Research Defon Sell	5.31%	9.35%	C	18
2024/12/23	2 017.000	Sell_Panda_ST	No Trade	42.41%	0	Absolutely No	0	98	Research Defon Sell	4.59%	7.75%	C	14
2024/12/27	2 048.500	No Trade	No Trade	56.90%	50	Research	85	100	Research Defon Sell	6.15%	11.67%	C	10
2024/12/30	2 026.500	No Trade	No Trade	48.93%	0	Absolutely No	0	99	Research Defon Sell	4.96%	8.57%	C	9
2025/01/02	2 033.000	No Trade	No Trade	51.76%	0	Absolutely No	0	99	Research Defon Sell	5.25%	8.92%	C	9
2025/01/03	2 033.000	No Trade	No Trade	51.60%	0	Absolutely No	0	99	Research Defon Sell	5.24%	8.92%	C	9
2025/01/06	2 021.500	No Trade	No Trade	45.25%	0	Absolutely No	0	99	Research Defon Sell	4.59%	7.36%	C	8
2025/01/07	2 031.500	No Trade	No Trade	52.45%	0	Absolutely No	0	99	Research Defon Sell	5.09%	7.83%	C	8
2025/01/08	2 041.500	No Trade	No Trade	65.74%	0	Absolutely No	0	100	Research Defon Sell	5.59%	7.67%	C	8
2025/01/09	2 023.500	No Trade	No Trade	54.60%	0	Absolutely No	0	99	Research Defon Sell	4.64%	7.18%	C	7
2025/01/10	1 991.500	No Trade	No Trade	34.96%	0	Absolutely No	0	97	Research Defon Sell	2.97%	5.48%	C	2
2025/01/13	1 988.000	No Trade	No Trade	32.26%	0	Absolutely No	0	97	Research Defon Sell	2.74%	4.36%	C	-2
2025/01/14	1 984.500	No Trade	No Trade	29.95%	0	Absolutely No	0	97	Research Defon Sell	2.55%	3.98%	C	-8
2025/01/15	1 969.500	No Trade	No Trade	20.65%	0	Absolutely No	0	96	Research Defon Sell	1.76%	1.91%	C	-11
2025/01/16	1 970.000	No Trade	No Trade	20.76%	0	Absolutely No	0	96	Research Defon Sell	1.77%	3.09%	C	-14
2025/01/17	1 975.000	No Trade	No Trade	23.61%	0	Absolutely No	0	96	Research Defon Sell	2.01%	5.47%	C	-16
2025/01/20	1 982.500	No Trade	No Trade	27.60%	0	Absolutely No	0	97	Research Defon Sell	2.35%	5.93%	C	-16
2025/01/21	2 002.000	No Trade	No Trade	39.24%	0	Absolutely No	0	98	Research Defon Sell	3.34%	6.83%	C	-15
2025/01/22	2 011.500	No Trade	No Trade	44.82%	0	Absolutely No	0	98	Research Defon Sell	3.81%	7.39%	C	-13
2025/01/23	2 020.000	No Trade	No Trade	49.78%	0	Absolutely No	0	99	Research Defon Sell	4.23%	5.93%	C	-11
2025/01/24	2 007.000	No Trade	No Trade	41.70%	0	Absolutely No	0	98	Research Defon Sell	3.55%	4.83%	C	-9
2025/01/27	2 043.500	No Trade	No Trade	63.26%	0	Absolutely No	0	100	Research Defon Sell	5.38%	6.43%	C	-6
2025/01/28	2 045.500	No Trade	No Trade	64.28%	0	Absolutely No	0	100	Research Defon Sell	5.47%	7.29%	C	-4
2025/01/29	2 048.000	No Trade	No Trade	65.60%	0	Absolutely No	0	100	Research Defon Sell	5.58%	7.14%	C	1
2025/01/30	2 046.000	No Trade	No Trade	64.19%	0	Absolutely No	0	100	Research Defon Sell	5.46%	7.23%	C	6
2025/01/31	2 044.500	No Trade	No Trade	63.09%	0	Absolutely No	0	100	Research Defon Sell	5.37%	7.15%	C	10
2025/02/03	2 002.500	No Trade	No Trade	37.08%	0	Absolutely No	0	98	Research Defon Sell	3.15%	4.84%	C	9
2025/02/04	1 990.000	No Trade	No Trade	29.32%	0	Absolutely No	0	97	Research Defon Sell	2.49%	4.38%	C	7
2025/02/05	1 998.500	No Trade	No Trade	34.28%	0	Absolutely No	0	97	Research Defon Sell	2.92%	5.07%	C	4
2025/02/06	2 022.500	No Trade	No Trade	48.61%	0	Absolutely No	0	99	Research Defon Sell	4.14%	6.48%	C	0
2025/02/07	2 006.500	No Trade	No Trade	38.74%	0	Absolutely No	0	98	Research Defon Sell	3.30%	5.69%	C	-2
2025/02/10	2 010.000	No Trade	No Trade	40.29%	0	Absolutely No	0	98	Research Defon Sell	3.43%	7.26%	C	-3
2025/02/11	2 009.500	No Trade	No Trade	39.80%	0	Absolutely No	0	98	Research Defon Sell	3.39%	8.01%	C	-3
2025/02/12	2 001.500	No Trade	No Trade	34.77%	0	Absolutely No	0	98	Research Defon Sell	2.96%	8.22%	C	-6
2025/02/13	2 040.500	No Trade	No Trade	58.16%	0	Absolutely No	0	100	Research Defon Sell	4.95%	10.78%	C	-5
2025/02/14	1 998.500	No Trade	No Trade	32.58%	0	Absolutely No	0	97	Research Defon Sell	2.77%	8.58%	C	-2
2025/02/17	2 056.000	No Trade	No Trade	66.76%	0	Absolutely No	0	100	Research Defon Sell	5.68%	11.62%	C	-2
2025/02/18	2 047.000	No Trade	No Trade	61.12%	0	Absolutely No	0	100	Research Defon Sell	5.20%	11.22%	C	-1



Date	9 day	9 vs 21 day	33 day
2024/12/30	Buy_9day	Sell 9 vs 21	Buy 33_Day
2025/01/02	Buy_9day	Sell 9 vs 21	Buy 33_Day
2025/01/03	Buy_9day	Sell 9 vs 21	Buy 33_Day
2025/01/06	Sell_9day	Sell 9 vs 21	Buy 33_Day
2025/01/07	Buy_9day	Buy 9 vs 21	Buy 33_Day
2025/01/08	Buy_9day	Buy 9 vs 21	Buy 33_Day
2025/01/09	Sell_9day	Buy 9 vs 21	Buy 33_Day
2025/01/10	Sell_9day	Buy 9 vs 21	Sell 33_Day
2025/01/13	Sell_9day	Sell 9 vs 21	Sell 33_Day
2025/01/14	Sell_9day	Sell 9 vs 21	Sell 33_Day
2025/01/15	Sell_9day	Sell 9 vs 21	Sell 33_Day
2025/01/16	Sell_9day	Sell 9 vs 21	Sell 33_Day
2025/01/17	Sell_9day	Sell 9 vs 21	Sell 33_Day
2025/01/20	Sell_9day	Sell 9 vs 21	Sell 33_Day
2025/01/21	Buy_9day	Sell 9 vs 21	Sell 33_Day
2025/01/22	Buy_9day	Sell 9 vs 21	Sell 33_Day
2025/01/23	Buy_9day	Sell 9 vs 21	Buy 33_Day
2025/01/24	Buy_9day	Sell 9 vs 21	Sell 33_Day
2025/01/27	Buy_9day	Sell 9 vs 21	Buy 33_Day
2025/01/28	Buy_9day	Sell 9 vs 21	Buy 33_Day
2025/01/29	Buy_9day	Buy 9 vs 21	Buy 33_Day
2025/01/30	Buy_9day	Buy 9 vs 21	Buy 33_Day
2025/01/31	Buy_9day	Buy 9 vs 21	Buy 33_Day
2025/02/03	Sell_9day	Buy 9 vs 21	Sell 33_Day
2025/02/04	Sell_9day	Buy 9 vs 21	Sell 33_Day
2025/02/05	Sell_9day	Buy 9 vs 21	Sell 33_Day
2025/02/06	Sell_9day	Buy 9 vs 21	Buy 33_Day
2025/02/07	Sell_9day	Buy 9 vs 21	Sell 33_Day
2025/02/10	Sell_9day	Buy 9 vs 21	Sell 33_Day
2025/02/11	Sell_9day	Buy 9 vs 21	Sell 33_Day
2025/02/12	Sell_9day	Sell 9 vs 21	Sell 33_Day
2025/02/13	Buy_9day	Sell 9 vs 21	Buy 33_Day
2025/02/14	Sell_9day	Sell 9 vs 21	Sell 33_Day
2025/02/17	Buy_9day	Sell 9 vs 21	Buy 33_Day
2025/02/18	Buy_9day	Sell 9 vs 21	Buy 33_Day

Strategy Universe	Japan	Ascendant guidance	Trade	Strategy_Open Date	2024/12/30	Caterpillar Guidance	Trade
						(+) : Mom Days	66
						(-) : Mom Days	0
						Guided : Factor	33 day
						324_Buy Guidance	0.0%
						324_Sell Guidance	99.6%
						Mom_75 (days)	11.2%
						9 vs 21 day	-0.01%
						Price vs 9 day	1.27%



S  
e  
|  
|

600648.SHG

Shanghai Waigaoqiao Free Trade Zone

Industrials

China

Asia

Follow the " 3day to 5day waiting period " before entering the trade : understand the Graph, Trend and Variables

Price

Price

Individual Instrument

Individual Instrument

Individual Instrument

Market Cap : (B)

10 806

Market Cap : (B)

0

Plan your enrty levels. Focus on the process not the outcome. Expect further short-term deviation from the trade signal. "Patience"

-2.336												32.827		-14.053	
Date	Price or Relative Price	Short_Term_ Radar	Medium_ Term_Radar	Caterpillar_ %	Wise_ Owl(Rnk)	324_Factor	Factor_324	Defcon _Index	Defcon _Index_Trade	Margin of Safety	75_Day_Mom	Trade_Rating (Guidance)	Trendsum		
2024/12/18	11.710	No Trade	No Trade	27.37%	0	Research	85	0	Absolutely no Trade	8.81%	32.77%	C	3		
2024/12/19	12.020	No Trade	No Trade	36.19%	30	Research	85	95	Research Defon Sell	11.65%	38.00%	C	1		
2024/12/20	11.950	No Trade	No Trade	34.05%	30	Research	85	94	Research Defon Sell	10.96%	38.95%	C	0		
2024/12/23	11.990	No Trade	No Trade	34.84%	30	Research	85	95	Research Defon Sell	11.22%	40.89%	C	-2		
2024/12/27	12.120	No Trade	No Trade	38.09%	50	Research	85	96	Research Defon Sell	12.26%	41.59%	B	-4		
2024/12/30	11.960	No Trade	No Trade	33.13%	30	Research	85	94	Research Defon Sell	10.67%	38.27%	C	-3		
2025/01/02	11.520	No Trade	No Trade	20.13%	0	Research	85	0	Absolutely no Trade	6.48%	33.03%	C	-4		
2025/01/03	11.410	No Trade	No Trade	16.86%	0	Absolutely No	0	0	Absolutely no Trade	5.43%	31.76%	C	-6		
2025/01/06	11.180	No Trade	No Trade	9.92%	0	Absolutely No	0	0	Absolutely no Trade	3.19%	30.00%	C	-10		
2025/01/07	11.010	No Trade	No Trade	4.94%	0	Absolutely No	0	0	Absolutely no Trade	1.59%	23.29%	C	-13		
2025/01/08	11.170	No Trade	No Trade	9.41%	0	Absolutely No	0	0	Absolutely no Trade	3.03%	24.94%	C	-15		
2025/01/09	11.110	No Trade	No Trade	7.58%	0	Absolutely No	0	0	Absolutely no Trade	2.44%	24.00%	C	-17		
2025/01/10	11.080	No Trade	No Trade	6.61%	0	Absolutely No	0	0	Absolutely no Trade	2.13%	22.30%	C	-18		
2025/01/13	11.160	No Trade	No Trade	8.57%	0	Absolutely No	0	0	Absolutely no Trade	2.76%	17.97%	C	-21		
2025/01/14	11.290	No Trade	No Trade	12.17%	0	Absolutely No	0	0	Absolutely no Trade	3.92%	19.60%	C	-22		
2025/01/15	11.290	No Trade	No Trade	12.06%	0	Absolutely No	0	0	Absolutely no Trade	3.88%	14.39%	C	-20		
2025/01/16	11.320	No Trade	No Trade	12.80%	0	Absolutely No	0	0	Absolutely no Trade	4.12%	12.30%	C	-16		
2025/01/17	11.350	No Trade	No Trade	13.55%	0	Absolutely No	0	0	Absolutely no Trade	4.36%	2.99%	C	-12		
2025/01/20	11.430	No Trade	No Trade	15.49%	0	Absolutely No	0	0	Absolutely no Trade	4.99%	3.72%	C	-8		
2025/01/21	11.270	No Trade	No Trade	10.81%	0	Absolutely No	0	0	Absolutely no Trade	3.48%	2.27%	C	-5		
2025/01/22	11.490	No Trade	No Trade	16.97%	0	Absolutely No	0	0	Absolutely no Trade	5.46%	4.26%	C	-3		
2025/01/23	11.350	No Trade	No Trade	12.87%	0	Absolutely No	0	0	Absolutely no Trade	4.14%	2.99%	C	-2		
2025/01/24	11.450	No Trade	No Trade	15.60%	0	Absolutely No	0	0	Absolutely no Trade	5.02%	-0.26%	C	-2		
2025/01/27	11.640	No Trade	No Trade	20.67%	0	Absolutely No	0	0	Absolutely no Trade	6.66%	2.19%	C	0		
2025/01/28	11.640	No Trade	No Trade	20.55%	0	Absolutely No	0	0	Absolutely no Trade	6.62%	4.96%	C	4		
2025/01/29	11.640	No Trade	No Trade	20.44%	0	Absolutely No	0	0	Absolutely no Trade	6.58%	6.59%	C	7		
2025/01/30	11.640	No Trade	No Trade	20.32%	0	Absolutely No	0	0	Absolutely no Trade	6.54%	7.08%	C	10		
2025/01/31	11.640	No Trade	No Trade	20.21%	0	Absolutely No	0	0	Absolutely no Trade	6.51%	6.30%	C	10		
2025/02/03	11.640	No Trade	No Trade	19.86%	0	Absolutely No	0	0	Absolutely no Trade	6.40%	5.82%	C	11		
2025/02/04	11.590	No Trade	No Trade	18.33%	0	Absolutely No	0	0	Absolutely no Trade	5.90%	6.33%	C	11		
2025/02/05	11.310	No Trade	No Trade	10.27%	0	Absolutely No	0	0	Absolutely no Trade	3.31%	6.20%	C	8		
2025/02/06	11.450	No Trade	No Trade	14.13%	0	Absolutely No	0	0	Absolutely no Trade	4.55%	4.38%	C	4		
2025/02/07	11.470	No Trade	No Trade	14.59%	0	Absolutely No	0	0	Absolutely no Trade	4.70%	5.71%	C	-1		
2025/02/10	11.510	No Trade	No Trade	15.38%	0	Absolutely No	0	-68	Absolutely no Trade	4.95%	3.79%	C	-4		
2025/02/11	11.550	No Trade	No Trade	16.40%	0	Absolutely No	0	0	Absolutely no Trade	5.28%	5.10%	C	-5		
2025/02/12	11.760	No Trade	No Trade	22.23%	0	Absolutely No	0	0	Absolutely no Trade	7.16%	4.81%	C	-2		
2025/02/13	11.710	No Trade	No Trade	20.70%	0	Absolutely No	0	0	Absolutely no Trade	6.67%	4.93%	C	2		
2025/02/14	11.780	No Trade	No Trade	22.57%	0	Absolutely No	0	0	Absolutely no Trade	7.27%	4.90%	C	7		
2025/02/17	11.740	No Trade	No Trade	21.09%	0	Absolutely No	0	0	Absolutely no Trade	6.79%	3.71%	C	12		
2025/02/18	11.610	No Trade	No Trade	17.31%	0	Absolutely No	0	0	Absolutely no Trade	5.57%	1.22%	C	13		



Date	9 day	9 vs 21 day	33 day
2024/12/30	Sell_9day	Sell 9 vs 21	Buy 33_Day
2025/01/02	Sell_9day	Sell 9 vs 21	Sell 33_Day
2025/01/03	Sell_9day	Sell 9 vs 21	Sell 33_Day
2025/01/06	Sell_9day	Sell 9 vs 21	Sell 33_Day
2025/01/07	Sell_9day	Sell 9 vs 21	Sell 33_Day
2025/01/08	Sell_9day	Sell 9 vs 21	Sell 33_Day
2025/01/09	Sell_9day	Sell 9 vs 21	Sell 33_Day
2025/01/10	Sell_9day	Sell 9 vs 21	Sell 33_Day
2025/01/13	Sell_9day	Sell 9 vs 21	Sell 33_Day
2025/01/14	Buy_9day	Sell 9 vs 21	Sell 33_Day
2025/01/15	Buy_9day	Sell 9 vs 21	Sell 33_Day
2025/01/16	Buy_9day	Sell 9 vs 21	Sell 33_Day
2025/01/17	Buy_9day	Sell 9 vs 21	Sell 33_Day
2025/01/20	Buy_9day	Sell 9 vs 21	Sell 33_Day
2025/01/21	Buy_9day	Sell 9 vs 21	Sell 33_Day
2025/01/22	Buy_9day	Sell 9 vs 21	Sell 33_Day
2025/01/23	Buy_9day	Sell 9 vs 21	Sell 33_Day
2025/01/24	Buy_9day	Sell 9 vs 21	Sell 33_Day
2025/01/27	Buy_9day	Sell 9 vs 21	Sell 33_Day
2025/01/28	Buy_9day	Buy 9 vs 21	Sell 33_Day
2025/01/29	Buy_9day	Buy 9 vs 21	Sell 33_Day
2025/01/30	Buy_9day	Buy 9 vs 21	Buy 33_Day
2025/01/31	Buy_9day	Buy 9 vs 21	Buy 33_Day
2025/02/03	Buy_9day	Buy 9 vs 21	Buy 33_Day
2025/02/04	Buy_9day	Buy 9 vs 21	Buy 33_Day
2025/02/05	Sell_9day	Buy 9 vs 21	Sell 33_Day
2025/02/06	Sell_9day	Buy 9 vs 21	Sell 33_Day
2025/02/07	Sell_9day	Buy 9 vs 21	Sell 33_Day
2025/02/10	Sell_9day	Buy 9 vs 21	Buy 33_Day
2025/02/11	Buy_9day	Buy 9 vs 21	Buy 33_Day
2025/02/12	Buy_9day	Buy 9 vs 21	Buy 33_Day
2025/02/13	Buy_9day	Buy 9 vs 21	Buy 33_Day
2025/02/14	Buy_9day	Buy 9 vs 21	Buy 33_Day
2025/02/17	Buy_9day	Buy 9 vs 21	Buy 33_Day
2025/02/18	Sell_9day	Buy 9 vs 21	Buy 33_Day

Strategy Universe		China	Ascendant guidance		Trade	Strategy_Open Date	2024/12/30	Caterpillar Guidance	Trade		
<div><div><div>600648.SHG</div><div>21 per. Mov. Avg. (600648.SHG)</div><div>Linear (600648.SHG)</div></div></div>									(+): Mom Days		0
									(-): Mom Days		0
									Guided: Factor		9 vs 21 day
									324_Buy Guidance		0.0%
									324_Sell Guidance		91.1%
									Mom_75 (days)		1.2%
									9 vs 21 day		0.47%
									Price vs 9 day		-0.09%

S  
e  
|  
|

S68.SGX

SGX

Investment Services

Singapore

Asia

Follow the " 3day to 5day waiting period " before entering the trade : understand the Graph, Trend and Variables

Price

Price

Individual Instrument

Individual Instrument

Individual Instrument

Market Cap : (B)

13 653

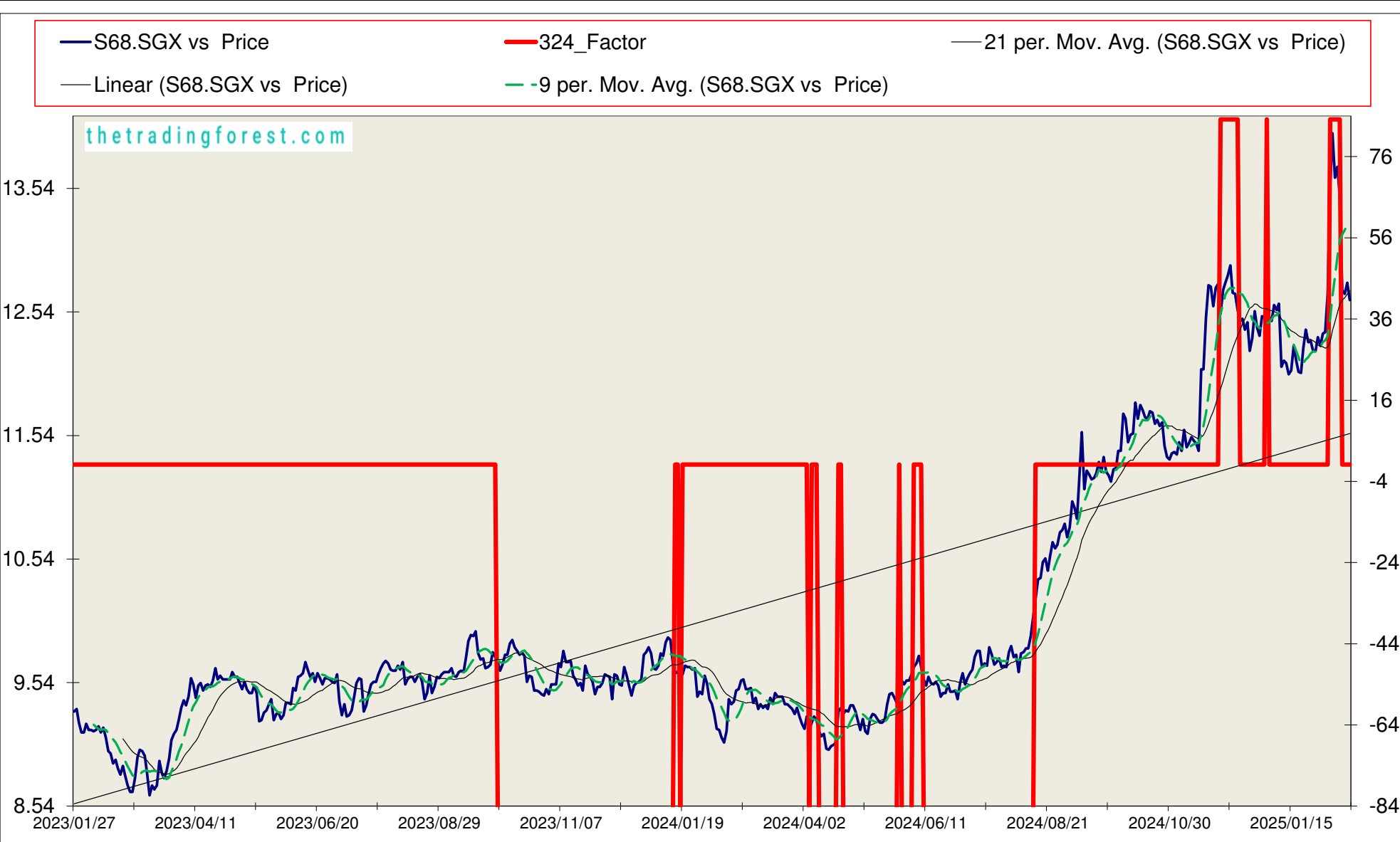
Plan your enrty levels. Focus on the process not the outcome. Expect further short-term deviation from the trade signal. "Patience"

Individual Instrument

Market Cap : (B)

0

Date	Price or Relative Price	Short_Term_ Radar	Medium_ Term_Radar	Caterpillar_ %	Wise_ Owl(Rnk)	324_Factor	Factor_324	Defcon _Index	Defcon _Index_Trade	Margin of Safety	75_Day_Mom	Trade_Rating (Guidance)	Trendsum
2024/12/18	12.550	No Trade	No Trade	26.07%	0	Absolutely No	0	97	Research Defon Sell	5.84%	14.51%	C	-7
2024/12/19	12.420	No Trade	No Trade	20.85%	0	Absolutely No	0	96	Research Defon Sell	4.67%	14.26%	C	-8
2024/12/20	12.350	No Trade	No Trade	17.99%	0	Absolutely No	0	96	Research Defon Sell	4.01%	9.97%	C	-7
2024/12/23	12.510	No Trade	No Trade	23.07%	0	Absolutely No	0	97	Research Defon Sell	5.14%	8.12%	C	-5
2024/12/27	12.500	No Trade	No Trade	23.91%	0	Absolutely No	0	97	Research Defon Sell	4.77%	12.51%	C	-5
2024/12/30	12.740	No Trade	No Trade	34.15%	50	Research	85	99	Research Defon Sell	6.56%	13.14%	C	-1
2025/01/02	12.500	No Trade	No Trade	22.59%	0	Absolutely No	0	97	Research Defon Sell	4.34%	11.31%	C	2
2025/01/03	12.470	No Trade	No Trade	21.03%	0	Absolutely No	0	97	Research Defon Sell	4.02%	11.44%	C	2
2025/01/06	12.600	No Trade	No Trade	25.59%	0	Absolutely No	0	98	Research Defon Sell	4.89%	12.50%	C	2
2025/01/07	12.560	No Trade	No Trade	23.47%	0	Absolutely No	0	97	Research Defon Sell	4.49%	11.74%	C	1
2025/01/08	12.610	No Trade	No Trade	25.28%	0	Absolutely No	0	98	Research Defon Sell	4.83%	11.30%	C	1
2025/01/09	12.100	No Trade	No Trade	2.77%	0	Absolutely No	0	0	Absolutely no Trade	0.52%	7.56%	C	-1
2025/01/10	12.150	No Trade	No Trade	4.60%	0	Absolutely No	0	0	Absolutely no Trade	0.87%	6.86%	C	-4
2025/01/13	12.130	No Trade	No Trade	2.65%	0	Absolutely No	0	0	Absolutely no Trade	0.50%	7.82%	C	-6
2025/01/14	12.040	No Trade	No Trade	2.97%	0	Absolutely No	0	0	Absolutely no Trade	-0.31%	7.31%	C	-9
2025/01/15	12.070	No Trade	No Trade	1.25%	0	Absolutely No	0	0	Absolutely no Trade	-0.13%	8.06%	C	-12
2025/01/16	12.270	No Trade	No Trade	7.70%	0	Absolutely No	0	0	Absolutely no Trade	1.46%	8.87%	C	-13
2025/01/17	12.160	No Trade	No Trade	2.53%	0	Absolutely No	0	0	Absolutely no Trade	0.48%	7.80%	C	-14
2025/01/20	12.060	No Trade	No Trade	5.23%	0	Absolutely No	0	0	Absolutely no Trade	-0.55%	5.60%	C	-17
2025/01/21	12.050	No Trade	No Trade	6.65%	0	Absolutely No	0	0	Absolutely no Trade	-0.70%	5.52%	C	-16
2025/01/22	12.250	No Trade	No Trade	5.01%	0	Absolutely No	0	0	Absolutely no Trade	0.88%	4.52%	C	-17
2025/01/23	12.400	No Trade	No Trade	11.97%	0	Absolutely No	0	96	Research Defon Sell	2.05%	6.16%	C	-14
2025/01/24	12.300	No Trade	No Trade	6.81%	0	Absolutely No	0	95	Research Defon Sell	1.16%	7.05%	C	-10
2025/01/27	12.310	No Trade	No Trade	6.27%	0	Absolutely No	0	95	Research Defon Sell	1.04%	6.58%	C	-9
2025/01/28	12.230	No Trade	No Trade	2.16%	0	Absolutely No	0	0	Absolutely no Trade	0.31%	5.80%	C	-6
2025/01/29	12.230	No Trade	No Trade	1.70%	0	Absolutely No	0	0	Absolutely no Trade	0.25%	3.56%	C	-6
2025/01/30	12.340	No Trade	No Trade	7.42%	0	Absolutely No	0	96	Research Defon Sell	1.08%	5.65%	C	-5
2025/01/31	12.270	No Trade	No Trade	3.03%	0	Absolutely No	0	0	Absolutely no Trade	0.44%	4.07%	C	-4
2025/02/03	12.370	No Trade	No Trade	7.26%	0	Absolutely No	0	96	Research Defon Sell	1.06%	5.28%	C	-4
2025/02/04	12.380	No Trade	No Trade	7.36%	0	Absolutely No	0	96	Research Defon Sell	1.07%	5.90%	C	-3
2025/02/05	12.690	No Trade	No Trade	24.24%	0	Absolutely No	0	98	Research Defon Sell	3.53%	8.65%	C	0
2025/02/06	13.560	No Trade	No Trade	72.41%	50	Research	85	100	Research Defon Sell	10.56%	15.50%	A	2
2025/02/07	13.990	No Trade	No Trade	95.94%	50	Research	85	100	Research Defon Sell	13.99%	19.27%	A	5
2025/02/10	13.630	No Trade	No Trade	74.31%	50	Research	85	97	Research Defon Sell	10.84%	17.10%	B	9
2025/02/11	13.720	No Trade	No Trade	78.82%	50	Research	85	98	Research Defon Sell	11.49%	17.57%	B	11
2025/02/12	13.480	No Trade	No Trade	64.95%	50	Research	85	96	Research Defon Sell	9.47%	16.01%	B	12
2025/02/13	12.720	No Trade	No Trade	22.16%	0	Absolutely No	0	0	Absolutely no Trade	3.23%	9.18%	C	11
2025/02/14	12.690	No Trade	No Trade	20.02%	0	Absolutely No	0	0	Absolutely no Trade	2.92%	10.73%	C	9
2025/02/17	12.780	No Trade	No Trade	23.62%	0	Absolutely No	0	0	Absolutely no Trade	3.44%	12.40%	C	6
2025/02/18	12.640	No Trade	No Trade	15.39%	0	Absolutely No	0	0	Absolutely no Trade	2.24%	11.37%	C	2



Date	9 day	9 vs 21 day	33 day
2024/12/30	Buy_9day	Sell 9 vs 21	Buy 33_Day
2025/01/02	Buy_9day	Sell 9 vs 21	Buy 33_Day
2025/01/03	Sell_9day	Sell 9 vs 21	Buy 33_Day
2025/01/06	Buy_9day	Sell 9 vs 21	Buy 33_Day
2025/01/07	Buy_9day	Sell 9 vs 21	Buy 33_Day
2025/01/08	Buy_9day	Buy 9 vs 21	Buy 33_Day
2025/01/09	Sell_9day	Buy 9 vs 21	Sell 33_Day
2025/01/10	Sell_9day	Buy 9 vs 21	Sell 33_Day
2025/01/13	Sell_9day	Sell 9 vs 21	Sell 33_Day
2025/01/14	Sell_9day	Sell 9 vs 21	Sell 33_Day
2025/01/15	Sell_9day	Sell 9 vs 21	Sell 33_Day
2025/01/16	Sell_9day	Sell 9 vs 21	Sell 33_Day
2025/01/17	Sell_9day	Sell 9 vs 21	Sell 33_Day
2025/01/20	Sell_9day	Sell 9 vs 21	Sell 33_Day
2025/01/21	Sell_9day	Sell 9 vs 21	Sell 33_Day
2025/01/22	Buy_9day	Sell 9 vs 21	Sell 33_Day
2025/01/23	Buy_9day	Sell 9 vs 21	Sell 33_Day
2025/01/24	Buy_9day	Sell 9 vs 21	Sell 33_Day
2025/01/27	Buy_9day	Sell 9 vs 21	Sell 33_Day
2025/01/28	Buy_9day	Sell 9 vs 21	Sell 33_Day
2025/01/29	Buy_9day	Sell 9 vs 21	Sell 33_Day
2025/01/30	Buy_9day	Sell 9 vs 21	Sell 33_Day
2025/01/31	Buy_9day	Sell 9 vs 21	Sell 33_Day
2025/02/03	Buy_9day	Buy 9 vs 21	Buy 33_Day
2025/02/04	Buy_9day	Buy 9 vs 21	Buy 33_Day
2025/02/05	Buy_9day	Buy 9 vs 21	Buy 33_Day
2025/02/06	Buy_9day	Buy 9 vs 21	Buy 33_Day
2025/02/07	Buy_9day	Buy 9 vs 21	Buy 33_Day
2025/02/10	Buy_9day	Buy 9 vs 21	Buy 33_Day
2025/02/11	Buy_9day	Buy 9 vs 21	Buy 33_Day
2025/02/12	Buy_9day	Buy 9 vs 21	Buy 33_Day
2025/02/13	Sell_9day	Buy 9 vs 21	Buy 33_Day
2025/02/14	Sell_9day	Buy 9 vs 21	Buy 33_Day
2025/02/17	Sell_9day	Buy 9 vs 21	Buy 33_Day
2025/02/18	Sell_9day	Buy 9 vs 21	Buy 33_Day

Strategy Universe	Singapore	Ascendant guidance	Research	Strategy_Open Date	2025/02/14	Caterpillar Guidance	Trade							
<div><div><div>S68.SGX</div><div>21 per. Mov. Avg. (S68.SGX)</div><div>Linear (S68.SGX)</div></div><div><div>Price</div><div>21 per. Mov. Avg. (Price)</div><div>Linear (Price)</div></div></div>							<div>(+) : Mom Days</div> <div>20</div>	<div>(-) : Mom Days</div> <div>0</div>	<div>Guided : Factor</div> <div>9 vs 21 day</div>	<div>324_Buy Guidance</div> <div>0.0%</div>	<div>324_Sell Guidance</div> <div>90.4%</div>	<div>Mom_75 (days)</div> <div>11.4%</div>	<div>9 vs 21 day</div> <div>4.17%</div>	<div>Price vs 9 day</div> <div>-4.57%</div>