



Wednesday, 19 February 2025				Daily TradeGuidance					 THE TRADINGFOREST thetradingforest.com		
Date	Code_A	Code_B	Strategy	Factor_324	Defcon_Index	Mom_75 (days)	Wise_Owl	Wise_Owl (Rnk)	Name of Instrument	Caterpillar_G uidence	Trade_Rating (Guidance)
2025/02/14	AEE.NYS	CMS.NYS	Pairs	85	98	15.09%	200	50	Ameren _ vs _ CMS Energy	Trade	_ Sell
2025/02/14	ETR.NYS	ATO.NYS	Pairs	0	95	16.88%	100	0	Entergy _ vs _ Atmos Energy	Trade	_ Sell
2025/02/14	WEC.NYS	LNT.NAS	Pairs	0	95	5.83%	160	30	WEC Energy Group _ vs _ Alliant Energy	Trade	_ Sell
2025/02/14	AMZN.NAS	OEF.ARC	Relative	0	0	14.31%	0	0	Amazon vs S&P 100 ETF	Trade	_ Buy
2025/02/14	COF.NYS	OEF.ARC	Relative	85	97	15.12%	220	50	Capital One vs S&P 100 ETF	Trade	_ Sell
2025/02/14	HD.NYS	XHB.ARC	Relative	170	91	12.18%	365	75	Home Depot _ vs _SPDR : Homebuilders ETF	Trade	_ Sell
2025/02/14	WFC.NYS	OEF.ARC	Relative	85	97	14.80%	240	50	Wells Fargo vs S&P 100 ETF	Trade	_ Sell
2025/02/14	CHD.NYS	CPB.NYS	Pairs	170	0	28.22%	200	50	Church & Dwight _ vs _ Campbell Soup Company	Trade	_ Buy
2025/02/14	ETR.NYS	XLU.ARC	Relative	170	99	23.95%	340	75	Entergy _ vs _SPDR : Utilities ETF	Trade	_ Sell
2025/02/14	JPM.NYS	XOM.NYS	Pairs	170	100	34.74%	390	90	JPMorgan Chase & Co. _ vs _ ExxonMobil	Trade	_ Sell
2025/02/14	MCD.NYS	HSY.NYS	Pairs	170	98	20.40%	360	75	McDonald's Corporation _ vs _ Hershey's	Trade	_ Sell
2025/02/14	SRE.NYS	PCG.NYS	Pairs	170	100	32.45%	370	90	Sempra Energy _ vs _ Pacific Gas & Electric Co.	Trade	_ Sell
2025/02/14	CVX.NYS	XOM.NYS	Pairs	170	96	13.35%	350	75	Chevron Corporation _ vs _ ExxonMobil	Trade	_ Sell
2025/02/14	EQIX.NAS	PSA.NYS	Pairs	170	97	15.79%	340	75	Equinix _ vs _ Public Storage	Trade	_ Sell
2025/02/14	WLTW.NAS	HIG.NYS	Pairs	170	89	11.06%	310	60	Willis Towers Watson _ vs _ Hartford Financial Services Group	Trade	_ Sell
2025/02/14	WTW.NAS	HIG.NYS	Pairs	170	89	11.06%	310	60	Willis Towers Watson _ vs _ Hartford Financial Services Group	Trade	_ Sell
2025/02/14	CTRA.NYS	XLE.ARC	Relative	170	94	14.71%	315	60	Coterra _ vs _SPDR :Energy ETF	Trade	_ Sell
2025/02/14	EVRG.NAS	XLU.ARC	Relative	85	96	11.97%	300	60	Evergy Inc. _ vs _SPDR : Utilities ETF	Trade	_ Sell
2025/02/14	DIS.NYS	OMC.NYS	Pairs	170	100	43.13%	390	90	Walt Disney Company (The) _ vs _ Omnicom Group	Trade	_ Sell
2025/02/14	APTV.NYS	TSCO.NAS	Pairs	170	97	349.68%	350	75	Aptiv _ vs _ Tractor Supply	Trade	_ Sell

Wednesday, 19 February 2025				Daily TradeGuidance					 <b>THE TRADINGFOREST</b> <small>thetradingforest.com</small>		
Date	Code_A	Code_B	Strategy	Factor_324	Defcon_ Index	Mom_75 (days)	Wise_Owl	Wise_Owl (Rnk)	Name of Instrument	Caterpillar_ Guidance	Trade_Rating (Guidance)
2025/02/14	ASML.NAS	ANET.NYS	Pairs	170	99	289.38%	370	90	ASML Holding _ vs _ Arista Networks	Trade	_ Sell
2025/02/14	BDX.NYS	HOLX.NAS	Pairs	170	96	19.72%	370	90	Becton Dickinson _ vs _ Hologic	Trade	_ Sell
2025/02/14	C.NYS	FITB.NAS	Pairs	170	99	31.84%	370	90	Citigroup _ vs _ Fifth Third Bank	Trade	_ Sell
2025/02/14	GFS.NAS	ON.NAS	Pairs	170	94	49.49%	335	60	GlobalFoundries _ vs _ ON Semiconductor	Trade	_ Sell
2025/02/14	BSX.NYS	XLV.ARC	Relative	170	100	28.66%	390	90	Boston Scientific _ vs _ SPDR : Health Care ETF	Trade	_ Sell
2025/02/14	JPM.NYS	OEF.ARC	Relative	170	98	15.51%	390	90	JPMorgan Chase & Co vs S&P 100 ETF	Trade	_ Sell
2025/02/14	NTES.NAS	ANET.NYS	Pairs	170	95	368.68%	350	75	NetEase Inc _ vs _ Arista Networks	Trade	_ Sell
2025/02/14	PEP.NAS	STZ.NYS	Pairs	170	98	23.06%	400	100	PepsiCo _ vs _ Constellation Brands	Trade	_ Sell
2025/01/24	AMZN.NAS	APH.NYS	Pairs	85	0	5.76%	100	0	Amazon _ vs _ Amphenol	Trade	_ Buy
2025/01/24	KR.NYS	MKC.NYS	Pairs	0	0	11.19%	0	0	Kohl's Corporation _ vs _ McCormick & Company	Trade	_ Buy
2025/01/24	CF.NYS	FMC.NYS	Pairs	85	0	13.44%	100	0	CF Industries _ vs _ FMC Corporation	Trade	_ Buy
2025/01/24	CSCO.NAS	DOW.NYS	Pairs	170	99	56.47%	340	75	Cisco Systems _ vs _ Dow Inc.	Trade	_ Sell
2025/01/24	IEX.NYS	NDSN.NAS	Pairs	170	96	22.25%	340	75	IDEX Corporation _ vs _ Nordson Corporation	Trade	_ Sell
2025/01/24	KR.NYS	CPB.NYS	Pairs	170	96	26.83%	340	75	Kohl's Corporation _ vs _ Campbell Soup Company	Trade	_ Sell
2025/01/24	MCD.NYS	MDLZ.NAS	Pairs	170	98	17.32%	340	75	McDonald's Corporation _ vs _ Mondelez International	Trade	_ Sell
2025/01/24	MNST.NAS	HSY.NYS	Pairs	170	98	22.01%	400	100	Monster Beverage _ vs _ Hershey's	Trade	_ Sell
2025/01/24	NTR.NYS	FMC.NYS	Pairs	170	91	20.77%	335	60	Nutrien Ltd. _ vs _ FMC Corporation	Trade	_ Sell
2025/01/24	WMT.NYS	COST.NAS	Pairs	85	99	11.37%	220	50	Walmart _ vs _ Costco	Trade	_ Sell
2025/01/24	XAR.ARC	XHB.ARC	Pairs	170	94	22.95%	345	75	Aerospace & Defense ETF _ vs _ Homebuilders ETF	Trade	_ Sell
2025/01/24	DRI.NYS	MGM.NYS	Pairs	170	100	46.94%	390	90	Darden Restaurants _ vs _ MGM Resorts International	Trade	_ Sell

# Guidance to understanding our "Proprietary Signals and Reports"



Our Trading Reports are comprehensive and detailed - visit our Educational Library of videos at "TheTradingForest.com"  
[for premium members] for a detailed explanation of our approach to trading.

## Summary of our Analysis

### Contribution to the Trade Decision

#### Guided Factor

This places the time frame of the current trade into perspective - our leading indicators have brought this trade to your attention. You will be guided by the 9day vs 21day, 33 day and 66 day. **From a practical perspective once you see a "guided factor of either a 33 day or 66 day" you actually relax and plan your trade !**

#### Ascendant Guidance

There are two forms of "Risk" - **Uncertainty** and **Exposure** ! The Ascendant Guidance focuses on the uncertainty part of the trade. We recommend that until a trader understands their own risk tolerance level only trades with an Ascendant Guidance levels of **Trade** and or **Research** are considered.

#### Wise\_Owl (Rnk)

Focus on "**Wise\_Owl(Rnk)**" levels of closer to 90 & 100 - the "**Wise\_Owl(Rnk)**" needed to have a value of **90** and above at least within the last five to seven trading days of the "trade alert signal - panda signals".

#### Trade\_Rating Guidance

There is no substitute for **Quality** - only consider Trades with a "**Trade\_rating (Guidance)**" of **AA** & **AAA** within the last five to 7 trading days of the "**trade alert signal - panda signals**".

# Guidance to understanding our "Proprietary Signals and Reports"



Defcon\_Index



Get a decent understanding of the "**current form**" of the variable - how close are the values to either the minimum or maximum values. Be guided by the "**Defcon\_Index**". Values of **> 95 are recommended for Sell Signals** and Values of **<-95 are recommended for Buy signals**.

324\_Factor



Manipulate the "**odds in your favour**" - Search and Research the trades that have a 324\_Factor of **+170 for a sell signal** and **- 170 for a buy signal**.

Margin of Safety and  
75\_Day\_  
Mom



Reaching the pinnacle of any challenge is about "small margins" and making the correct informed decisions. The relationship between the "**Margin of Safety**" and "**75\_Day\_Mom**" allows us to review the trade from a performance and risk perspective.

Understanding the  
"short-term noise"



Is the current "**Trend**" still intact ? Or can we : be guided by the "**Trendsum**" to start analysing technical indicators. Look for a declining "**Trendsum**" for a **sell signal** and an increasing value of the "Trendsum" for a **buy signal**.

Let's talk about  
Technicals



Once you are confident that you have a decent understanding of all the variables, use the "**Guided\_Factor**" as a "compass" in finding your true north in selecting the timing of your open strategy by selecting appropriate **shorter-term technical indicators**.



**Conclusion** : We start our analysis, by trying to understand the trade with a **longer-term Technical Guidance** indicator and we plan our execution, using the **shorter-term Techninal Analysis indicators**.



# THE TRADING PYRAMID

## Path to Synergy in Your Trading



## Summary of Contents

Name of Variable	Type of Variable	Decision Based / Contribution
Guided_Factor	Momentum : Variable	"Bigger Picture " - Gives the Trader a time perspective.
Ascendant Guidance	Risk : Variable	Don't attempt trades outside your Risk Tolerance levels.
Wise_Owl(Rnk)	Risk : Variable	Sum of the parts analysis - we have done the "maths" - Quality of the trade.
Trade_Rating Guidance	Momentum : Variable	Combining Risk and Momentum.
Caterpillar_Guidance	Quantitative Variable	Understanding the "Trend" of the price series variable.
Defcon_Index	Risk : Variable	Looking at the "bigger picture" in terms of the price performance over a longer-term perspective.
324_Factor	Quantitative Variable	Measuring the strength and direction of the price series.
Margin of Safety	Risk : Variable	Creating a "buffer in your trade".
75_Day Momentum	Risk : Variable	Undertanding the medium-term performance of the price series.
Trendsum	Quantitative Variable	How strong is the short-term trend ?
Let's talk Technicals	Technical Analysis	Plan your entry with the help of the "Guided_Factor" and Technical indicators of your choice.

## 14 STEP TRADING CHECKLIST

Ascendant Path

1

☐

Guided Factor

2

☐

Momentum Days

3

☐

The\_Wise\_Owl Rank

4

☐

Trade\_Rating Guidance

5

☐

CaterPillar\_Guidance

6

☐

Defon\_Index

7

☐

Defon\_Index\_Guidance

8

☐

Factor\_324

9

☐

324\_Factor\_Guidance

10

☐

75\_Day\_Momentum Value

11

☐

Trendsum

12

☐

Medium-Term Technical Indicators : 9day vs 21 day  
& 21day Moving Average

13

☐

Longer-Term Technical Indicators : 33 day & 66 day  
Moving Average

14

☐

## TRADING IS LIKE A GAME OF CARDS

We can't undo a previous trade,  
but we *can* aim to make the next trade better.





# ASCENDANT GUIDANCE



## CATERPILLAR GUIDANCE





S  
e  
|  
|

AEE.NYS

Ameren

Utilities

Multi-Utilities

New York

Market Cap : (B)

25 040

CMS.NYS

CMS Energy

Utilities

Multi-Utilities

New York

Market Cap : (B)

20 772

Follow the " 3day to 5day waiting period " before entering the trade : understand the Graph, Trend and Variables

Plan your enrty levels. Focus on the process not the outcome. Expect further short-term deviation from the trade signal. "Patience"

-2.559														14.655		-5.727	
Date	Price or Relative Price	Short_Term_ Radar	Medium_ Term_Radar	Caterpillar_ %	Wise_ Owl(Rnk)	324_Factor	Factor_324	Defcon _Index	Defcon _Index_Trade	Margin of Safety	75_Day_Mom	Trade_Rating (Guidance)	Trendsum				
2024/12/18	1.320	No Trade	No Trade	8.73%	0	Absolutely No	0	93	Research Defon Sell	1.74%	7.69%	C	-7				
2024/12/19	1.347	No Trade	No Trade	19.00%	0	Absolutely No	0	95	Research Defon Sell	3.78%	10.15%	C	-10				
2024/12/20	1.340	No Trade	No Trade	16.45%	0	Absolutely No	0	94	Research Defon Sell	3.28%	9.53%	C	-12				
2024/12/23	1.345	No Trade	No Trade	18.07%	0	Absolutely No	0	94	Research Defon Sell	3.60%	10.13%	C	-11				
2024/12/27	1.344	No Trade	No Trade	17.20%	0	Absolutely No	0	94	Research Defon Sell	3.43%	11.10%	C	-11				
2024/12/30	1.345	No Trade	No Trade	17.42%	0	Absolutely No	0	94	Research Defon Sell	3.47%	11.65%	C	-10				
2025/01/02	1.338	No Trade	No Trade	14.31%	0	Absolutely No	0	94	Research Defon Sell	2.85%	11.62%	C	-12				
2025/01/03	1.334	No Trade	No Trade	12.80%	0	Absolutely No	0	94	Research Defon Sell	2.55%	9.99%	C	-14				
2025/01/06	1.328	No Trade	No Trade	10.25%	0	Absolutely No	0	93	Research Defon Sell	2.04%	9.74%	C	-15				
2025/01/07	1.339	No Trade	No Trade	14.31%	0	Absolutely No	0	94	Research Defon Sell	2.85%	10.73%	C	-19				
2025/01/08	1.346	No Trade	No Trade	17.08%	0	Absolutely No	0	95	Research Defon Sell	3.40%	11.44%	C	-18				
2025/01/09	1.346	No Trade	No Trade	17.00%	0	Absolutely No	0	95	Research Defon Sell	3.39%	9.79%	C	-15				
2025/01/10	1.353	No Trade	No Trade	19.46%	0	Absolutely No	0	95	Research Defon Sell	3.88%	11.02%	C	-12				
2025/01/13	1.367	No Trade	No Trade	24.59%	0	Absolutely No	0	96	Research Defon Sell	4.90%	12.12%	C	-8				
2025/01/14	1.364	No Trade	No Trade	23.40%	0	Absolutely No	0	96	Research Defon Sell	4.66%	10.29%	C	-5				
2025/01/15	1.368	No Trade	No Trade	24.99%	0	Absolutely No	0	96	Research Defon Sell	4.98%	11.19%	C	-1				
2025/01/16	1.380	No Trade	No Trade	29.50%	0	Absolutely No	0	97	Research Defon Sell	5.88%	12.37%	C	3				
2025/01/17	1.383	No Trade	No Trade	30.71%	0	Absolutely No	0	97	Research Defon Sell	6.12%	11.71%	C	7				
2025/01/20	1.383	No Trade	No Trade	30.47%	0	Absolutely No	0	97	Research Defon Sell	6.07%	12.32%	C	11				
2025/01/21	1.409	No Trade	No Trade	40.34%	0	Absolutely No	0	98	Research Defon Sell	8.03%	14.87%	C	13				
2025/01/22	1.402	No Trade	No Trade	37.40%	0	Absolutely No	0	97	Research Defon Sell	7.45%	13.29%	C	16				
2025/01/23	1.417	No Trade	No Trade	43.14%	0	Absolutely No	0	98	Research Defon Sell	8.59%	15.00%	C	19				
2025/01/24	1.430	No Trade	No Trade	48.12%	0	Absolutely No	0	98	Research Defon Sell	9.59%	14.49%	C	22				
2025/01/27	1.401	No Trade	No Trade	36.72%	0	Absolutely No	0	96	Research Defon Sell	7.31%	13.00%	C	24				
2025/01/28	1.421	No Trade	No Trade	44.28%	0	Absolutely No	0	98	Research Defon Sell	8.82%	14.51%	C	26				
2025/01/29	1.411	No Trade	No Trade	41.03%	0	Absolutely No	0	97	Research Defon Sell	8.04%	13.67%	C	27				
2025/01/30	1.422	No Trade	No Trade	46.87%	0	Absolutely No	0	98	Research Defon Sell	8.85%	14.02%	C	27				
2025/01/31	1.427	No Trade	No Trade	52.83%	0	Absolutely No	0	98	Research Defon Sell	9.26%	14.30%	C	26				
2025/02/03	1.444	No Trade	No Trade	61.01%	50	Research	85	99	Research Defon Sell	10.51%	15.46%	B	27				
2025/02/04	1.443	No Trade	No Trade	61.84%	50	Research	85	99	Research Defon Sell	10.39%	15.73%	B	28				
2025/02/05	1.440	No Trade	No Trade	60.21%	50	Research	85	99	Research Defon Sell	10.12%	15.75%	B	28				
2025/02/06	1.416	No Trade	No Trade	49.37%	50	Research	85	97	Research Defon Sell	8.30%	13.62%	C	27				
2025/02/07	1.413	Sell_Panda_ST	No Trade	48.06%	50	Research	85	97	Research Defon Sell	8.08%	14.00%	C	25				
2025/02/10	1.405	Sell_Panda_ST	Sell_Panda_ST	44.03%	50	Research	85	96	Research Defon Sell	7.40%	13.72%	C	22				
2025/02/11	1.414	Sell_Panda_ST	No Trade	47.87%	50	Research	85	97	Research Defon Sell	8.04%	14.27%	C	20				
2025/02/12	1.398	Sell_Panda_ST	Sell_Panda_ST	40.83%	50	Research	85	96	Research Defon Sell	6.86%	12.76%	C	16				
2025/02/13	1.407	No Trade	No Trade	44.85%	50	Research	85	96	Research Defon Sell	7.54%	13.43%	C	11				
2025/02/14	1.425	No Trade	No Trade	52.83%	50	Research	85	98	Research Defon Sell	8.88%	15.09%	B	7				
2025/02/17	1.425	No Trade	No Trade	55.28%	50	Research	85	98	Research Defon Sell	8.83%	15.20%	B	3				
2025/02/18	1.414	No Trade	No Trade	52.93%	50	Research	85	97	Research Defon Sell	7.97%	14.47%	C	1				



Sei

ETR.NYS

Energy

Utilities

Electric Utilities

New York

Market Cap : (B)

32 388

ATO.NYS

Atmos Energy

Utilities

Gas Utilities

New York

Market Cap : (B)

23 318

Follow the " 3day to 5day waiting period " before entering the trade : understand the Graph, Trend and Variables

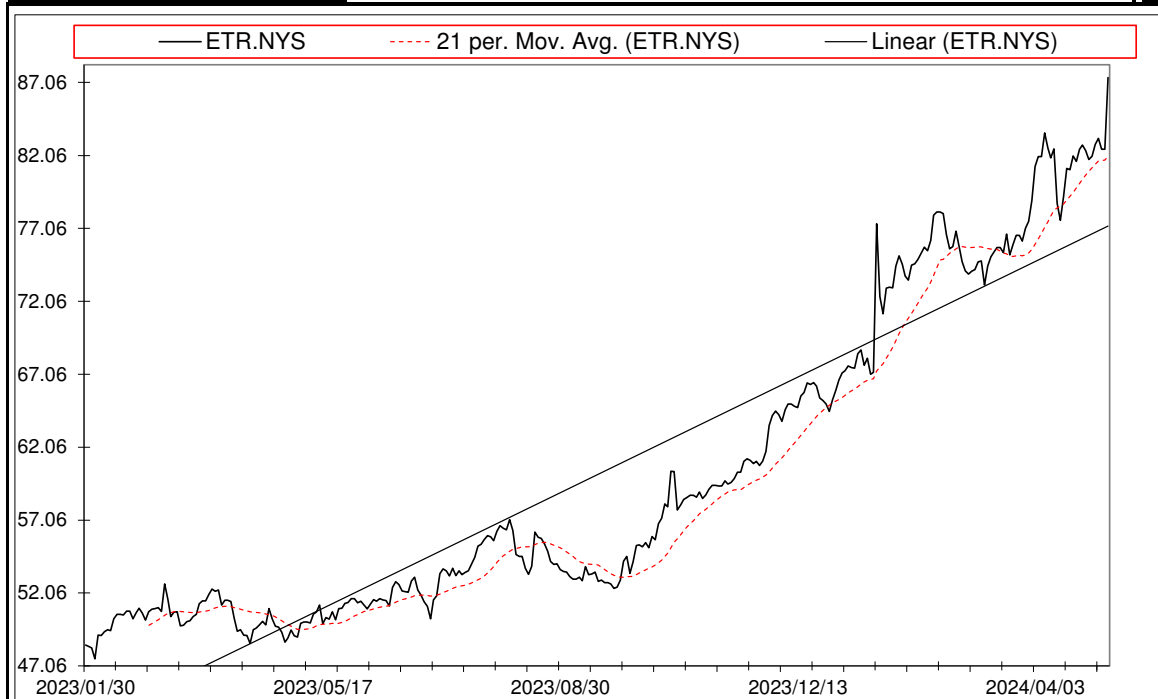
Plan your enrty levels. Focus on the process not the outcome. Expect further short-term deviation from the trade signal. "Patience"

-2.294														49.782		-21.702	
Date	Price or Relative Price	Short_Term_ Radar	Medium_ Term_Radar	Caterpillar_ %	Wise_ Owl(Rnk)	324_Factor	Factor_324	Defcon _Index	Defcon _Index_Trade	Margin of Safety	75_Day_Mom	Trade_Rating (Guidance)	Trendsum				
2024/12/18	0.537	No Trade	No Trade	34.65%	0	Absolutely No	0	96	Research Defon Sell	3.53%	15.30%	C	5				
2024/12/19	0.540	No Trade	No Trade	40.51%	0	Absolutely No	0	97	Research Defon Sell	4.12%	15.86%	C	8				
2024/12/20	0.538	No Trade	No Trade	36.10%	0	Absolutely No	0	96	Research Defon Sell	3.67%	17.81%	C	11				
2024/12/23	0.542	No Trade	No Trade	42.27%	0	Absolutely No	0	97	Research Defon Sell	4.30%	21.36%	C	16				
2024/12/27	0.544	No Trade	No Trade	43.58%	0	Absolutely No	0	97	Research Defon Sell	4.44%	19.89%	C	21				
2024/12/30	0.545	No Trade	No Trade	45.12%	0	Absolutely No	0	98	Research Defon Sell	4.59%	18.95%	C	24				
2025/01/02	0.545	No Trade	No Trade	43.61%	0	Absolutely No	0	98	Research Defon Sell	4.44%	17.52%	C	26				
2025/01/03	0.552	No Trade	No Trade	56.77%	0	Absolutely No	0	99	Research Defon Sell	5.78%	18.94%	C	29				
2025/01/06	0.551	No Trade	No Trade	53.06%	30	Absolutely No	0	99	Research Defon Sell	5.40%	18.01%	C	31				
2025/01/07	0.556	No Trade	No Trade	61.26%	50	Research	85	100	Research Defon Sell	6.24%	18.04%	A	32				
2025/01/08	0.549	No Trade	No Trade	47.76%	30	Absolutely No	0	98	Research Defon Sell	4.86%	17.18%	C	34				
2025/01/09	0.549	No Trade	No Trade	47.26%	30	Absolutely No	0	98	Research Defon Sell	4.81%	16.02%	C	34				
2025/01/10	0.556	No Trade	No Trade	59.78%	50	Research	85	100	Research Defon Sell	6.08%	17.45%	A	34				
2025/01/13	0.557	No Trade	No Trade	61.01%	50	Research	85	100	Research Defon Sell	6.21%	17.02%	A	36				
2025/01/14	0.551	No Trade	No Trade	48.79%	30	Absolutely No	0	99	Research Defon Sell	4.97%	16.04%	C	38				
2025/01/15	0.560	No Trade	No Trade	64.62%	50	Research	85	100	Research Defon Sell	6.58%	18.19%	A	36				
2025/01/16	0.561	No Trade	No Trade	66.16%	50	Research	85	100	Research Defon Sell	6.73%	17.89%	A	35				
2025/01/17	0.564	No Trade	No Trade	71.30%	50	Research	85	100	Research Defon Sell	7.26%	18.89%	A	36				
2025/01/20	0.564	No Trade	No Trade	69.78%	50	Research	85	100	Research Defon Sell	7.10%	17.92%	A	36				
2025/01/21	0.575	No Trade	No Trade	89.52%	60	Research	85	100	Research Defon Sell	9.11%	20.51%	A	36				
2025/01/22	0.583	No Trade	No Trade	100.00%	60	Research	85	100	Research Defon Sell	10.58%	22.03%	A	39				
2025/01/23	0.587	No Trade	No Trade	100.00%	60	Research	85	100	Research Defon Sell	11.28%	23.87%	A	41				
2025/01/24	0.591	No Trade	No Trade	100.00%	60	Research	85	100	Research Defon Sell	12.11%	24.41%	A	43				
2025/01/27	0.552	No Trade	No Trade	36.29%	0	Absolutely No	0	0	Absolutely no Trade	4.39%	16.83%	C	42				
2025/01/28	0.549	Sell_Panda_ST	Sell_Panda_ST	31.37%	0	Absolutely No	0	0	Absolutely no Trade	3.80%	16.48%	C	39				
2025/01/29	0.562	Sell_Panda_ST	No Trade	51.51%	30	Research	85	0	Absolutely no Trade	6.24%	20.33%	C	36				
2025/01/30	0.569	Sell_Panda_ST	No Trade	61.99%	50	Research	85	96	Research Defon Sell	7.50%	21.36%	B	30				
2025/01/31	0.569	Sell_Panda_ST	No Trade	61.71%	50	Research	85	96	Research Defon Sell	7.47%	21.02%	B	26				
2025/02/03	0.572	No Trade	No Trade	65.37%	50	Research	85	97	Research Defon Sell	7.91%	21.83%	B	22				
2025/02/04	0.573	No Trade	No Trade	67.05%	50	Research	85	97	Research Defon Sell	8.12%	22.91%	B	20				
2025/02/05	0.569	No Trade	No Trade	59.27%	50	Research	85	96	Research Defon Sell	7.18%	21.46%	B	18				
2025/02/06	0.578	No Trade	No Trade	73.99%	50	Research	85	98	Research Defon Sell	8.96%	22.52%	B	17				
2025/02/07	0.578	No Trade	No Trade	73.22%	50	Research	85	98	Research Defon Sell	8.86%	21.79%	B	17				
2025/02/10	0.575	No Trade	No Trade	66.78%	50	Research	85	97	Research Defon Sell	8.08%	20.90%	B	18				
2025/02/11	0.565	No Trade	No Trade	51.55%	50	Research	85	96	Research Defon Sell	6.24%	18.16%	B	16				
2025/02/12	0.566	Sell_Panda_ST	Sell_Panda_ST	52.00%	50	Research	85	96	Research Defon Sell	6.30%	17.47%	B	12				
2025/02/13	0.563	No Trade	No Trade	46.36%	0	Absolutely No	0	95	Research Defon Sell	5.61%	16.95%	C	6				
2025/02/14	0.563	No Trade	No Trade	46.66%	0	Absolutely No	0	95	Research Defon Sell	5.65%	16.88%	C	0				
2025/02/17	0.563	No Trade	No Trade	45.42%	0	Absolutely No	0	95	Research Defon Sell	5.50%	17.91%	C	-5				
2025/02/18	0.590	No Trade	No Trade	87.19%	50	Research	85	100	Research Defon Sell	10.56%	22.65%	A	-5				



Date	9 day	9 vs 21 day	33 day
2025/01/02	Buy_9day	Buy 9 vs 21	Buy 33_Day
2025/01/03	Buy_9day	Buy 9 vs 21	Buy 33_Day
2025/01/06	Buy_9day	Buy 9 vs 21	Buy 33_Day
2025/01/07	Buy_9day	Buy 9 vs 21	Buy 33_Day
2025/01/08	Buy_9day	Buy 9 vs 21	Buy 33_Day
2025/01/09	Buy_9day	Buy 9 vs 21	Buy 33_Day
2025/01/10	Buy_9day	Buy 9 vs 21	Buy 33_Day
2025/01/13	Buy_9day	Buy 9 vs 21	Buy 33_Day
2025/01/14	Sell_9day	Buy 9 vs 21	Buy 33_Day
2025/01/15	Buy_9day	Buy 9 vs 21	Buy 33_Day
2025/01/16	Buy_9day	Buy 9 vs 21	Buy 33_Day
2025/01/17	Buy_9day	Buy 9 vs 21	Buy 33_Day
2025/01/20	Buy_9day	Buy 9 vs 21	Buy 33_Day
2025/01/21	Buy_9day	Buy 9 vs 21	Buy 33_Day
2025/01/22	Buy_9day	Buy 9 vs 21	Buy 33_Day
2025/01/23	Buy_9day	Buy 9 vs 21	Buy 33_Day
2025/01/24	Buy_9day	Buy 9 vs 21	Buy 33_Day
2025/01/27	Sell_9day	Buy 9 vs 21	Buy 33_Day
2025/01/28	Sell_9day	Buy 9 vs 21	Sell 33_Day
2025/01/29	Sell_9day	Buy 9 vs 21	Buy 33_Day
2025/01/30	Sell_9day	Buy 9 vs 21	Buy 33_Day
2025/01/31	Sell_9day	Buy 9 vs 21	Buy 33_Day
2025/02/03	Buy_9day	Buy 9 vs 21	Buy 33_Day
2025/02/04	Buy_9day	Buy 9 vs 21	Buy 33_Day
2025/02/05	Buy_9day	Buy 9 vs 21	Buy 33_Day
2025/02/06	Buy_9day	Sell 9 vs 21	Buy 33_Day
2025/02/07	Buy_9day	Buy 9 vs 21	Buy 33_Day
2025/02/10	Buy_9day	Buy 9 vs 21	Buy 33_Day
2025/02/11	Sell_9day	Buy 9 vs 21	Buy 33_Day
2025/02/12	Sell_9day	Buy 9 vs 21	Buy 33_Day
2025/02/13	Sell_9day	Buy 9 vs 21	Sell 33_Day
2025/02/14	Sell_9day	Buy 9 vs 21	Sell 33_Day
2025/02/17	Sell_9day	Sell 9 vs 21	Sell 33_Day
2025/02/18	Buy_9day	Buy 9 vs 21	Buy 33_Day

Strategy Universe	Pairs_NYSE_Utilities	Ascendant guidance	Trade	Strategy_Open Date	2025/02/14	Caterpillar Guidance	Trade
-------------------	----------------------	--------------------	-------	--------------------	------------	----------------------	-------



(+) : Mom Days	108
(-) : Mom Days	0
Guided : Factor	66 day
324_Buy Guidance	0.0%
324_Sell Guidance	99.8%
Mom_75 (days)	22.6%
9 vs 21 day	0.05%
Price vs 9 day	3.32%



S  
e  
|  
|

WEC.NYS

WEC Energy Group

Utilities

Multi-Utilities

New York

Market Cap : (B)

31 844

Follow the " 3day to 5day waiting period " before entering the trade : understand the Graph, Trend and Variables

LNT.NAS

Alliant Energy

Utilities

Electric Utilities

New York

Market Cap : (B)

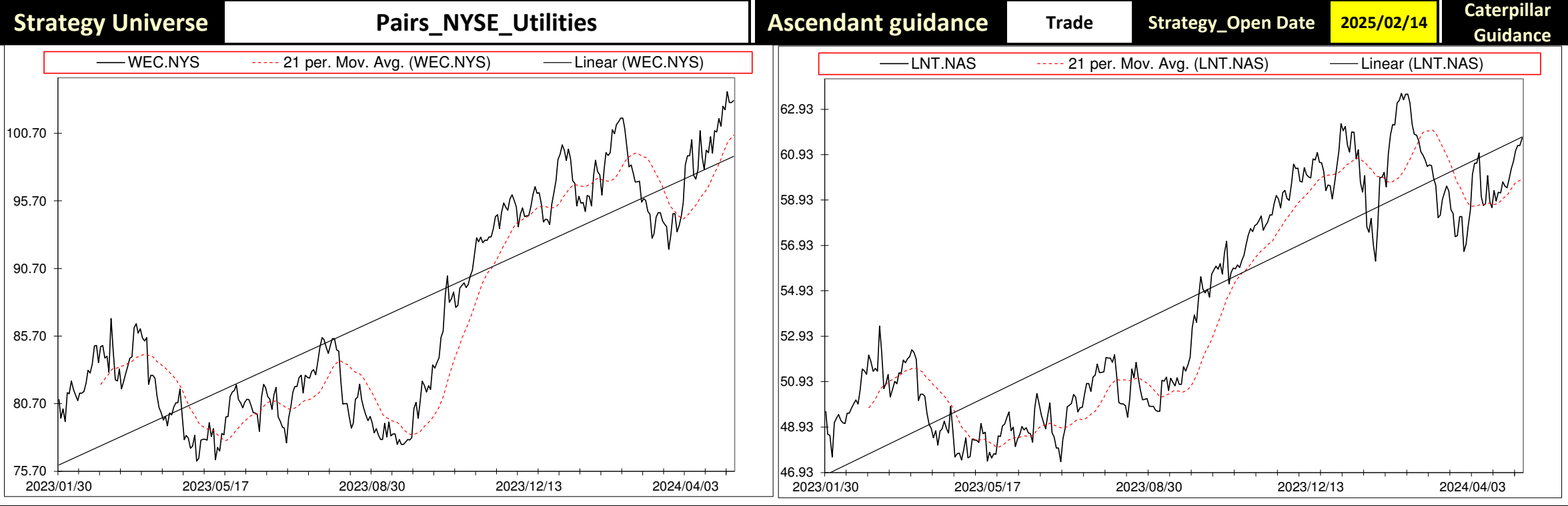
16 248

Plan your enrty levels. Focus on the process not the outcome. Expect further short-term deviation from the trade signal. "Patience"

-1.347														-3.498														2.596													
Date	Price or Relative Price	Short_Term_ Radar	Medium_ Term_Radar	Caterpillar_ %	Wise_ Owl(Rnk)	324_Factor	Factor_324	Defcon _Index	Defcon _Index_Trade	Margin of Safety	75_Day_Mom	Trade_Rating (Guidance)	Trendsum																												
2024/12/18	1.598	No Trade	No Trade	4.93%	0	Absolutely No	0	-93	Research Defcon Buy	-0.41%	-0.45%	C	-26																												
2024/12/19	1.601	No Trade	No Trade	3.05%	0	Absolutely No	0	-92	Research Defcon Buy	-0.26%	0.13%	C	-20																												
2024/12/20	1.603	No Trade	No Trade	1.30%	0	Absolutely No	0	-92	Research Defcon Buy	-0.11%	0.13%	C	-17																												
2024/12/23	1.600	No Trade	No Trade	3.14%	0	Absolutely No	0	-92	Research Defcon Buy	-0.26%	-0.59%	C	-14																												
2024/12/27	1.593	No Trade	No Trade	8.83%	0	Absolutely No	0	-93	Research Defcon Buy	-0.74%	-1.31%	C	-11																												
2024/12/30	1.588	No Trade	No Trade	12.16%	0	Absolutely No	0	-93	Research Defcon Buy	-1.02%	-1.54%	C	-7																												
2025/01/02	1.606	No Trade	No Trade	2.65%	0	Absolutely No	0	-92	Research Defcon Buy	0.14%	-0.03%	C	-2																												
2025/01/03	1.608	No Trade	No Trade	4.14%	0	Absolutely No	0	-92	Research Defcon Buy	0.23%	1.18%	C	0																												
2025/01/06	1.607	No Trade	No Trade	4.05%	0	Absolutely No	0	-92	Research Defcon Buy	0.22%	1.26%	C	2																												
2025/01/07	1.625	No Trade	No Trade	23.80%	0	Absolutely No	0	93	Research Defon Sell	1.30%	2.91%	C	4																												
2025/01/08	1.628	No Trade	No Trade	27.69%	0	Absolutely No	0	93	Research Defon Sell	1.51%	3.73%	C	7																												
2025/01/09	1.628	No Trade	No Trade	27.76%	0	Absolutely No	0	93	Research Defon Sell	1.52%	2.64%	C	10																												
2025/01/10	1.649	No Trade	No Trade	51.33%	0	Absolutely No	0	94	Research Defon Sell	2.81%	4.53%	C	11																												
2025/01/13	1.648	No Trade	No Trade	50.57%	0	Absolutely No	0	94	Research Defon Sell	2.76%	4.66%	C	16																												
2025/01/14	1.637	No Trade	No Trade	37.91%	0	Absolutely No	0	93	Research Defon Sell	2.07%	3.72%	C	21																												
2025/01/15	1.635	No Trade	No Trade	35.57%	0	Absolutely No	0	93	Research Defon Sell	1.94%	3.49%	C	24																												
2025/01/16	1.638	No Trade	No Trade	39.53%	0	Absolutely No	0	93	Research Defon Sell	2.16%	4.44%	C	23																												
2025/01/17	1.636	No Trade	No Trade	36.84%	0	Absolutely No	0	93	Research Defon Sell	2.01%	3.20%	C	21																												
2025/01/20	1.636	No Trade	No Trade	37.04%	0	Absolutely No	0	93	Research Defon Sell	2.02%	3.15%	C	20																												
2025/01/21	1.643	No Trade	No Trade	45.78%	0	Absolutely No	0	94	Research Defon Sell	2.50%	3.42%	C	20																												
2025/01/22	1.651	No Trade	No Trade	55.28%	0	Absolutely No	0	94	Research Defon Sell	3.02%	3.86%	C	20																												
2025/01/23	1.658	No Trade	No Trade	62.95%	0	Absolutely No	0	94	Research Defon Sell	3.44%	4.52%	C	21																												
2025/01/24	1.668	No Trade	No Trade	74.03%	0	Absolutely No	0	95	Research Defon Sell	4.05%	5.12%	C	23																												
2025/01/27	1.681	No Trade	No Trade	89.81%	30	Absolutely No	0	96	Research Defon Sell	4.91%	6.19%	C	27																												
2025/01/28	1.680	No Trade	No Trade	88.71%	50	Absolutely No	0	96	Research Defon Sell	4.85%	6.12%	C	31																												
2025/01/29	1.673	No Trade	No Trade	80.61%	30	Absolutely No	0	95	Research Defon Sell	4.41%	5.04%	C	33																												
2025/01/30	1.676	No Trade	No Trade	83.85%	30	Absolutely No	0	95	Research Defon Sell	4.58%	4.77%	C	34																												
2025/01/31	1.686	No Trade	No Trade	95.18%	50	Absolutely No	0	96	Research Defon Sell	5.20%	5.70%	C	34																												
2025/02/03	1.695	No Trade	No Trade	100.00%	50	Absolutely No	0	97	Research Defon Sell	5.77%	6.48%	C	34																												
2025/02/04	1.675	No Trade	No Trade	78.55%	30	Absolutely No	0	95	Research Defon Sell	4.54%	5.65%	C	35																												
2025/02/05	1.689	No Trade	No Trade	93.98%	50	Absolutely No	0	96	Research Defon Sell	5.43%	5.60%	C	33																												
2025/02/06	1.693	No Trade	No Trade	98.06%	50	Absolutely No	0	96	Research Defon Sell	5.66%	5.40%	C	32																												
2025/02/07	1.712	No Trade	No Trade	100.00%	60	Research	85	97	Research Defon Sell	6.84%	5.63%	C	34																												
2025/02/10	1.691	No Trade	No Trade	81.04%	30	Absolutely No	0	96	Research Defon Sell	5.54%	4.57%	C	36																												
2025/02/11	1.703	No Trade	No Trade	92.23%	60	Research	85	97	Research Defon Sell	6.31%	5.94%	C	38																												
2025/02/12	1.689	No Trade	No Trade	80.02%	30	Absolutely No	0	96	Research Defon Sell	5.47%	5.85%	C	37																												
2025/02/13	1.699	No Trade	No Trade	88.38%	60	Research	85	96	Research Defon Sell	6.04%	6.15%	C	34																												
2025/02/14	1.679	Sell_Panda_ST	No Trade	70.56%	30	Absolutely No	0	95	Research Defon Sell	4.83%	5.83%	C	30																												
2025/02/17	1.679	Sell_Panda_ST	No Trade	70.72%	30	Absolutely No	0	95	Research Defon Sell	4.84%	5.14%	C	24																												
2025/02/18	1.672	Sell_Panda_ST	Sell_Panda_ST	64.40%	0	Absolutely No	0	95	Research Defon Sell	4.40%	3.21%	C	20																												



Date	9 day	9 vs 21 day	33 day
2024/12/30	Sell_9day	Sell 9 vs 21	Sell 33_Day
2025/01/02	Buy_9day	Buy 9 vs 21	Buy 33_Day
2025/01/03	Buy_9day	Buy 9 vs 21	Buy 33_Day
2025/01/06	Buy_9day	Buy 9 vs 21	Buy 33_Day
2025/01/07	Buy_9day	Buy 9 vs 21	Buy 33_Day
2025/01/08	Buy_9day	Buy 9 vs 21	Buy 33_Day
2025/01/09	Buy_9day	Buy 9 vs 21	Buy 33_Day
2025/01/10	Buy_9day	Buy 9 vs 21	Buy 33_Day
2025/01/13	Buy_9day	Buy 9 vs 21	Buy 33_Day
2025/01/14	Buy_9day	Buy 9 vs 21	Buy 33_Day
2025/01/15	Buy_9day	Buy 9 vs 21	Buy 33_Day
2025/01/16	Buy_9day	Buy 9 vs 21	Buy 33_Day
2025/01/17	Sell_9day	Buy 9 vs 21	Buy 33_Day
2025/01/20	Sell_9day	Buy 9 vs 21	Buy 33_Day
2025/01/21	Buy_9day	Buy 9 vs 21	Buy 33_Day
2025/01/22	Buy_9day	Buy 9 vs 21	Buy 33_Day
2025/01/23	Buy_9day	Buy 9 vs 21	Buy 33_Day
2025/01/24	Buy_9day	Buy 9 vs 21	Buy 33_Day
2025/01/27	Buy_9day	Buy 9 vs 21	Buy 33_Day
2025/01/28	Buy_9day	Buy 9 vs 21	Buy 33_Day
2025/01/29	Buy_9day	Buy 9 vs 21	Buy 33_Day
2025/01/30	Buy_9day	Buy 9 vs 21	Buy 33_Day
2025/01/31	Buy_9day	Buy 9 vs 21	Buy 33_Day
2025/02/03	Buy_9day	Buy 9 vs 21	Buy 33_Day
2025/02/04	Sell_9day	Buy 9 vs 21	Buy 33_Day
2025/02/05	Buy_9day	Buy 9 vs 21	Buy 33_Day
2025/02/06	Buy_9day	Buy 9 vs 21	Buy 33_Day
2025/02/07	Buy_9day	Buy 9 vs 21	Buy 33_Day
2025/02/10	Buy_9day	Buy 9 vs 21	Buy 33_Day
2025/02/11	Buy_9day	Buy 9 vs 21	Buy 33_Day
2025/02/12	Sell_9day	Buy 9 vs 21	Buy 33_Day
2025/02/13	Buy_9day	Buy 9 vs 21	Buy 33_Day
2025/02/14	Sell_9day	Buy 9 vs 21	Buy 33_Day
2025/02/17	Sell_9day	Buy 9 vs 21	Buy 33_Day
2025/02/18	Sell_9day	Buy 9 vs 21	Sell 33_Day



Trade	
(+) : Mom Days	34
(-) : Mom Days	0
Guided : Factor	33 day
324_Buy Guidance	0.0%
324_Sell Guidance	92.5%
Mom_75 (days)	3.2%
9 vs 21 day	0.60%
Price vs 9 day	-1.10%

AMZN.NAS

BuY

Amazon

Consumer Discretionary

Internet & Direct Marketing Retail

New York

Market Cap : (B)

2 072 719

OEF.ARC

iShares S&P 100 ETF

\_Equity\_Index

ETF\_NYSE\_Price

NYSE

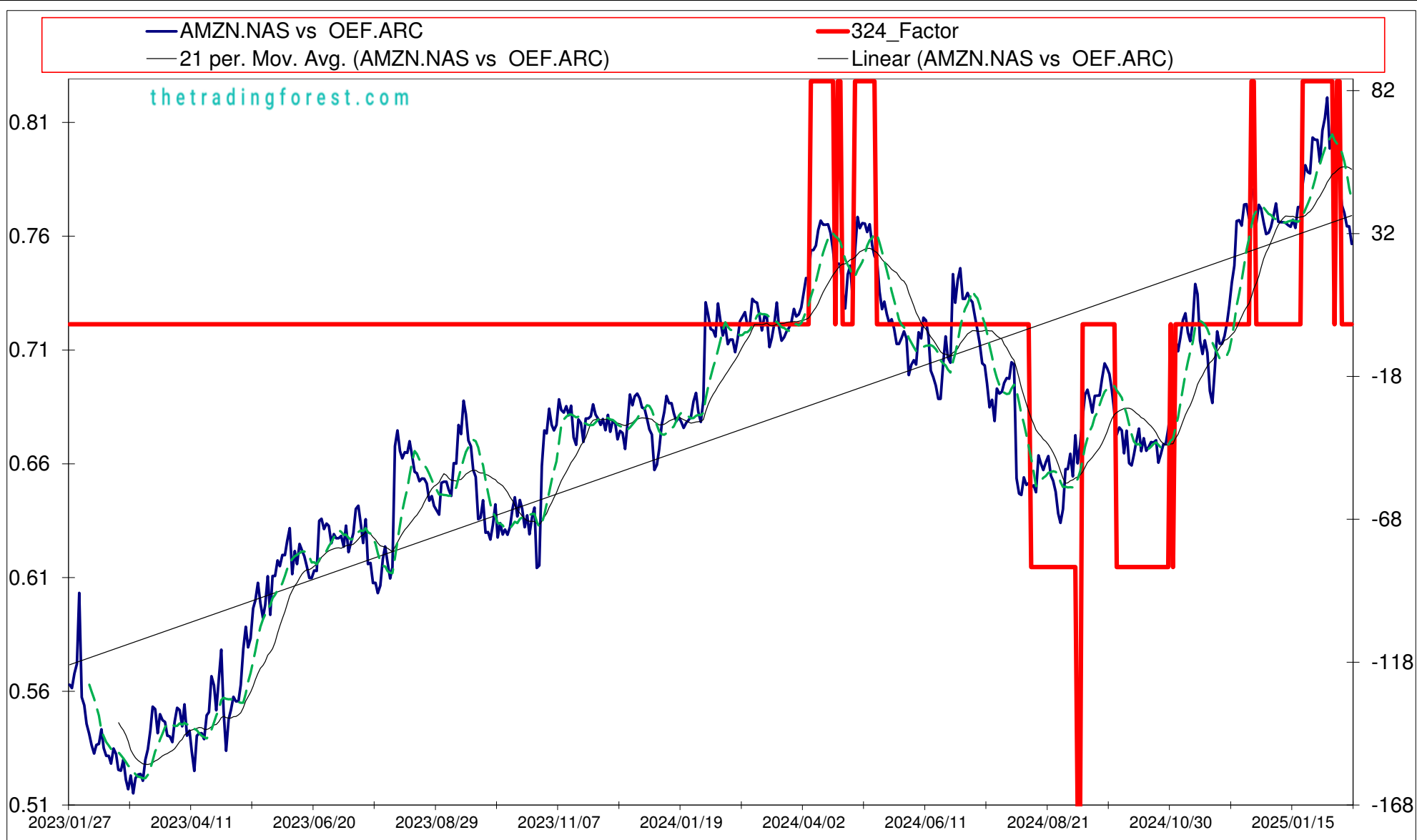
Market Cap : (B)

14 530

Follow the " 3day to 5day waiting period " before entering the trade : understand the Graph, Trend and Variables

Plan your enrty levels. Focus on the process not the outcome. Expect further short-term deviation from the trade signal. "Patience"

-2.549										16.115					-6.322	
Date	Price or Relative Price	Short_Term_ Radar	Medium_ Term_Radar	Caterpillar_ %	Wise_ Owl(Rnk)	324_Factor	Factor_324	Defcon _Index	Defcon _Index_Trade	Margin of Safety	75_Day_Mom	Trade_Rating (Guidance)	Trendsum			
2024/12/18	0.766	No Trade	No Trade	51.20%	0	Absolutely No	0	98	Research Defon Sell	4.60%	13.89%	C	28			
2024/12/19	0.774	No Trade	No Trade	62.94%	0	Absolutely No	0	99	Research Defon Sell	5.66%	17.20%	C	27			
2024/12/20	0.773	Sell_Panda_ST	No Trade	60.11%	0	Absolutely No	0	99	Research Defon Sell	5.40%	15.46%	C	24			
2024/12/23	0.767	Sell_Panda_ST	No Trade	50.55%	0	Absolutely No	0	98	Research Defon Sell	4.54%	12.59%	C	20			
2024/12/27	0.761	Sell_Panda_ST	No Trade	41.92%	0	Absolutely No	0	97	Research Defon Sell	3.77%	10.23%	C	16			
2024/12/30	0.762	Sell_Panda_ST	No Trade	42.26%	0	Absolutely No	0	98	Research Defon Sell	3.80%	9.95%	C	13			
2025/01/02	0.764	No Trade	No Trade	45.54%	0	Absolutely No	0	98	Research Defon Sell	4.09%	11.04%	C	9			
2025/01/03	0.769	No Trade	No Trade	52.52%	0	Absolutely No	0	98	Research Defon Sell	4.72%	12.62%	C	7			
2025/01/06	0.775	No Trade	No Trade	60.57%	0	Absolutely No	0	99	Research Defon Sell	5.44%	12.25%	C	8			
2025/01/07	0.767	No Trade	No Trade	48.12%	0	Absolutely No	0	98	Research Defon Sell	4.33%	11.06%	C	12			
2025/01/08	0.767	No Trade	No Trade	47.69%	0	Absolutely No	0	98	Research Defon Sell	4.29%	11.02%	C	14			
2025/01/09	0.767	No Trade	No Trade	47.51%	0	Absolutely No	0	98	Research Defon Sell	4.27%	9.82%	C	15			
2025/01/10	0.766	No Trade	No Trade	46.84%	0	Absolutely No	0	98	Research Defon Sell	4.21%	8.75%	C	12			
2025/01/13	0.765	No Trade	No Trade	44.85%	0	Absolutely No	0	98	Research Defon Sell	4.03%	8.94%	C	10			
2025/01/14	0.765	No Trade	No Trade	43.63%	0	Absolutely No	0	98	Research Defon Sell	3.92%	9.25%	C	8			
2025/01/15	0.768	No Trade	No Trade	48.07%	0	Absolutely No	0	98	Research Defon Sell	4.32%	10.86%	C	5			
2025/01/16	0.764	No Trade	No Trade	42.49%	0	Absolutely No	0	98	Research Defon Sell	3.82%	11.94%	C	0			
2025/01/17	0.773	No Trade	No Trade	56.06%	0	Absolutely No	0	99	Research Defon Sell	5.04%	14.85%	C	-2			
2025/01/20	0.773	No Trade	No Trade	55.52%	0	Absolutely No	0	99	Research Defon Sell	4.99%	14.30%	C	-3			
2025/01/21	0.784	No Trade	No Trade	70.88%	50	Research	85	100	Research Defon Sell	6.37%	16.05%	A	-2			
2025/01/22	0.792	No Trade	No Trade	83.08%	50	Research	85	100	Research Defon Sell	7.47%	19.05%	A	0			
2025/01/23	0.789	No Trade	No Trade	78.24%	50	Research	85	100	Research Defon Sell	7.03%	16.84%	A	4			
2025/01/24	0.788	No Trade	No Trade	77.17%	50	Research	85	100	Research Defon Sell	6.94%	19.27%	A	7			
2025/01/27	0.804	No Trade	No Trade	100.00%	50	Research	85	100	Research Defon Sell	9.03%	21.85%	A	10			
2025/01/28	0.803	No Trade	No Trade	98.21%	50	Research	85	100	Research Defon Sell	8.87%	20.83%	A	10			
2025/01/29	0.803	No Trade	No Trade	98.08%	50	Research	85	100	Research Defon Sell	8.86%	19.73%	A	10			
2025/01/30	0.793	No Trade	No Trade	83.13%	50	Research	85	99	Research Defon Sell	7.51%	17.33%	B	10			
2025/01/31	0.807	No Trade	No Trade	100.00%	50	Research	85	100	Research Defon Sell	9.38%	21.17%	A	12			
2025/02/03	0.812	No Trade	No Trade	100.00%	50	Research	85	100	Research Defon Sell	10.08%	20.96%	A	14			
2025/02/04	0.821	No Trade	No Trade	100.00%	50	Research	85	100	Research Defon Sell	11.28%	23.31%	A	17			
2025/02/05	0.799	No Trade	No Trade	72.87%	50	Research	85	97	Research Defon Sell	8.22%	19.65%	B	21			
2025/02/06	0.805	No Trade	No Trade	79.45%	50	Research	85	98	Research Defon Sell	8.96%	20.08%	B	24			
2025/02/07	0.781	Sell_Panda_ST	Sell_Panda_ST	50.69%	0	Absolutely No	0	95	Research Defon Sell	5.72%	16.56%	C	23			
2025/02/10	0.789	Sell_Panda_ST	No Trade	60.76%	50	Research	85	96	Research Defon Sell	6.85%	17.70%	B	20			
2025/02/11	0.786	Sell_Panda_ST	Sell_Panda_ST	56.35%	50	Research	85	96	Research Defon Sell	6.35%	18.92%	B	16			
2025/02/12	0.774	Sell_Panda_ST	Sell_Panda_ST	42.07%	0	Absolutely No	0	0	Absolutely no Trade	4.74%	16.47%	C	12			
2025/02/13	0.771	No Trade	No Trade	37.67%	0	Absolutely No	0	0	Absolutely no Trade	4.25%	15.18%	C	7			
2025/02/14	0.765	No Trade	No Trade	30.56%	0	Absolutely No	0	0	Absolutely no Trade	3.45%	14.31%	C	3			
2025/02/17	0.765	No Trade	No Trade	30.14%	0	Absolutely No	0	0	Absolutely no Trade	3.40%	13.18%	C	-2			
2025/02/18	0.757	No Trade	No Trade	20.76%	0	Absolutely No	0	0	Absolutely no Trade	2.34%	10.53%	C	-7			



Date	9 day	9 vs 21 day	33 day
2024/12/30	Sell_9day	Buy 9 vs 21	Buy 33_Day
2025/01/02	Sell_9day	Buy 9 vs 21	Buy 33_Day
2025/01/03	Buy_9day	Buy 9 vs 21	Buy 33_Day
2025/01/06	Buy_9day	Buy 9 vs 21	Buy 33_Day
2025/01/07	Sell_9day	Buy 9 vs 21	Buy 33_Day
2025/01/08	Sell_9day	Sell 9 vs 21	Buy 33_Day
2025/01/09	Buy_9day	Sell 9 vs 21	Buy 33_Day
2025/01/10	Sell_9day	Sell 9 vs 21	Buy 33_Day
2025/01/13	Sell_9day	Sell 9 vs 21	Buy 33_Day
2025/01/14	Sell_9day	Sell 9 vs 21	Buy 33_Day
2025/01/15	Buy_9day	Sell 9 vs 21	Buy 33_Day
2025/01/16	Sell_9day	Sell 9 vs 21	Buy 33_Day
2025/01/17	Buy_9day	Sell 9 vs 21	Buy 33_Day
2025/01/20	Buy_9day	Sell 9 vs 21	Buy 33_Day
2025/01/21	Buy_9day	Buy 9 vs 21	Buy 33_Day
2025/01/22	Buy_9day	Buy 9 vs 21	Buy 33_Day
2025/01/23	Buy_9day	Buy 9 vs 21	Buy 33_Day
2025/01/24	Buy_9day	Buy 9 vs 21	Buy 33_Day
2025/01/27	Buy_9day	Buy 9 vs 21	Buy 33_Day
2025/01/28	Buy_9day	Buy 9 vs 21	Buy 33_Day
2025/01/29	Buy_9day	Buy 9 vs 21	Buy 33_Day
2025/01/30	Buy_9day	Buy 9 vs 21	Buy 33_Day
2025/01/31	Buy_9day	Buy 9 vs 21	Buy 33_Day
2025/02/03	Buy_9day	Buy 9 vs 21	Buy 33_Day
2025/02/04	Buy_9day	Buy 9 vs 21	Buy 33_Day
2025/02/05	Sell_9day	Buy 9 vs 21	Buy 33_Day
2025/02/06	Sell_9day	Buy 9 vs 21	Buy 33_Day
2025/02/07	Sell_9day	Buy 9 vs 21	Sell 33_Day
2025/02/10	Buy_9day	Buy 9 vs 21	Buy 33_Day
2025/02/11	Sell_9day	Buy 9 vs 21	Buy 33_Day
2025/02/12	Sell_9day	Buy 9 vs 21	Sell 33_Day
2025/02/13	Sell_9day	Buy 9 vs 21	Sell 33_Day
2025/02/14	Sell_9day	Sell 9 vs 21	Sell 33_Day
2025/02/17	Sell_9day	Sell 9 vs 21	Sell 33_Day
2025/02/18	Sell_9day	Sell 9 vs 21	Sell 33_Day

Strategy Universe	Rel vs SP100	Ascendant guidance	Trade	Strategy_Open Date	2025/02/14	Caterpillar Guidance	Trade
						(+) : Mom Days	73
						(-) : Mom Days	0
						Guided : Factor	66 day
						324_Buy Guidance	0.0%
						324_Sell Guidance	92.2%
						Mom_75 (days)	10.5%
						9 vs 21 day	-1.64%
						Price vs 9 day	-2.55%



S  
e  
|  
|

COF.NYS

Capital One

Financial

Consumer Finance

New York

Market Cap : (B)

71 365

Follow the " 3day to 5day waiting period " before entering the trade : understand the Graph, Trend and Variables

OEF.ARC

iShares S&P 100 ETF

\_Equity\_Index

ETF\_NYSE\_Price

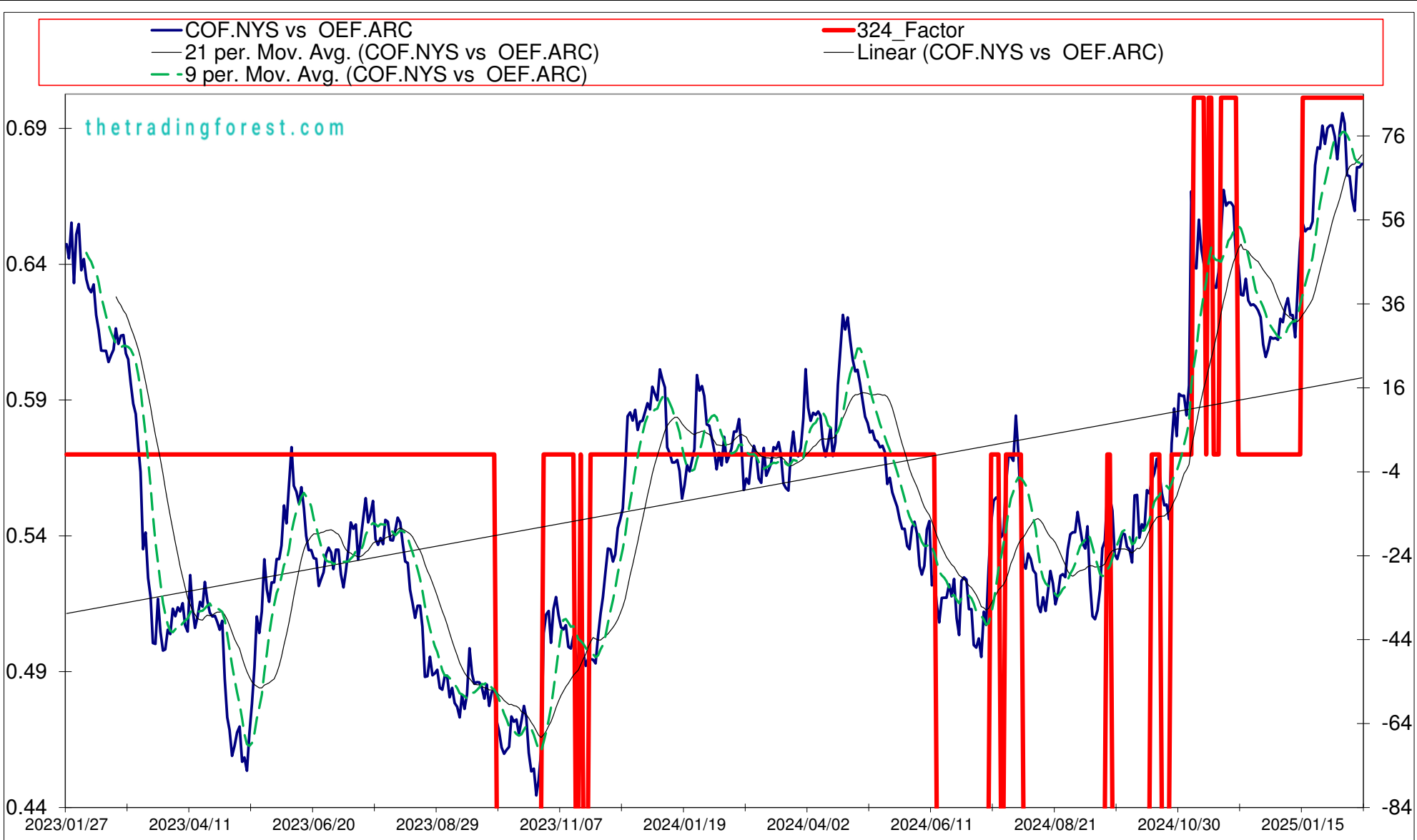
NYSE

Market Cap : (B)

14 530

Plan your enrty levels. Focus on the process not the outcome. Expect further short-term deviation from the trade signal. "Patience"

-2.352											30.216		-12.846	
Date	Price or Relative Price	Short_Term_ Radar	Medium_ Term_Radar	Caterpillar_ %	Wise_ Owl(Rnk)	324_Factor	Factor_324	Defcon _Index	Defcon _Index_Trade	Margin of Safety	75_Day_Mom	Trade_Rating (Guidance)	Trendsum	
2024/12/18	0.606	No Trade	No Trade	1.24%	0	Absolutely No	0	0	Absolutely no Trade	-0.19%	12.79%	C	-33	
2024/12/19	0.609	No Trade	No Trade	2.14%	0	Absolutely No	0	0	Absolutely no Trade	0.25%	13.69%	C	-36	
2024/12/20	0.614	No Trade	No Trade	8.32%	0	Absolutely No	0	0	Absolutely no Trade	0.95%	12.81%	C	-38	
2024/12/23	0.613	No Trade	No Trade	6.61%	0	Absolutely No	0	0	Absolutely no Trade	0.76%	17.15%	C	-37	
2024/12/27	0.613	No Trade	No Trade	5.84%	0	Absolutely No	0	0	Absolutely no Trade	0.67%	20.05%	C	-37	
2024/12/30	0.613	No Trade	No Trade	4.11%	0	Absolutely No	0	0	Absolutely no Trade	0.47%	20.19%	C	-34	
2025/01/02	0.620	No Trade	No Trade	14.35%	0	Absolutely No	0	0	Absolutely no Trade	1.64%	20.93%	C	-31	
2025/01/03	0.619	No Trade	No Trade	12.19%	0	Absolutely No	0	0	Absolutely no Trade	1.40%	18.90%	C	-26	
2025/01/06	0.625	No Trade	No Trade	19.51%	0	Absolutely No	0	0	Absolutely no Trade	2.24%	16.59%	C	-21	
2025/01/07	0.628	No Trade	No Trade	23.73%	0	Absolutely No	0	0	Absolutely no Trade	2.72%	16.59%	C	-16	
2025/01/08	0.622	No Trade	No Trade	14.54%	0	Absolutely No	0	0	Absolutely no Trade	1.67%	11.70%	C	-12	
2025/01/09	0.622	No Trade	No Trade	14.26%	0	Absolutely No	0	0	Absolutely no Trade	1.63%	12.06%	C	-9	
2025/01/10	0.614	No Trade	No Trade	2.31%	0	Absolutely No	0	0	Absolutely no Trade	0.26%	11.61%	C	-8	
2025/01/13	0.632	No Trade	No Trade	27.46%	0	Absolutely No	0	0	Absolutely no Trade	3.15%	18.37%	C	-5	
2025/01/14	0.649	No Trade	No Trade	51.22%	0	Absolutely No	0	97	Research Defon Sell	5.87%	21.94%	C	-4	
2025/01/15	0.655	No Trade	No Trade	60.58%	50	Research	85	98	Research Defon Sell	6.94%	22.43%	B	-1	
2025/01/16	0.653	No Trade	No Trade	56.22%	50	Research	85	98	Research Defon Sell	6.44%	20.52%	B	2	
2025/01/17	0.654	No Trade	No Trade	57.34%	50	Research	85	98	Research Defon Sell	6.57%	20.80%	B	5	
2025/01/20	0.654	No Trade	No Trade	56.46%	50	Research	85	98	Research Defon Sell	6.47%	21.84%	B	8	
2025/01/21	0.656	No Trade	No Trade	59.88%	50	Research	85	98	Research Defon Sell	6.86%	22.55%	B	12	
2025/01/22	0.677	No Trade	No Trade	89.07%	50	Research	85	100	Research Defon Sell	10.21%	27.56%	A	16	
2025/01/23	0.683	No Trade	No Trade	98.10%	50	Research	85	100	Research Defon Sell	11.24%	23.09%	A	21	
2025/01/24	0.683	No Trade	No Trade	97.04%	50	Research	85	100	Research Defon Sell	11.12%	22.95%	A	24	
2025/01/27	0.691	No Trade	No Trade	100.00%	50	Research	85	100	Research Defon Sell	12.40%	28.11%	A	27	
2025/01/28	0.685	No Trade	No Trade	90.83%	50	Research	85	99	Research Defon Sell	11.27%	25.71%	A	29	
2025/01/29	0.691	No Trade	No Trade	98.19%	50	Research	85	100	Research Defon Sell	12.18%	27.19%	A	30	
2025/01/30	0.692	No Trade	No Trade	99.21%	60	Research	85	100	Research Defon Sell	12.31%	24.10%	A	33	
2025/01/31	0.692	No Trade	No Trade	98.97%	60	Research	85	100	Research Defon Sell	12.28%	24.36%	A	36	
2025/02/03	0.688	No Trade	No Trade	92.79%	60	Research	85	99	Research Defon Sell	11.51%	22.58%	A	38	
2025/02/04	0.679	Sell_Panda_ST	No Trade	81.50%	50	Research	85	98	Research Defon Sell	10.11%	20.54%	B	37	
2025/02/05	0.689	No Trade	No Trade	94.67%	60	Research	85	100	Research Defon Sell	11.74%	21.19%	A	35	
2025/02/06	0.696	No Trade	No Trade	100.00%	60	Research	85	100	Research Defon Sell	12.80%	23.47%	A	34	
2025/02/07	0.692	No Trade	No Trade	94.96%	60	Research	85	99	Research Defon Sell	12.15%	24.47%	A	32	
2025/02/10	0.673	Sell_Panda_ST	Sell_Panda_ST	69.87%	50	Research	85	97	Research Defon Sell	8.94%	22.02%	B	28	
2025/02/11	0.673	Sell_Panda_ST	Sell_Panda_ST	69.25%	50	Research	85	97	Research Defon Sell	8.86%	21.92%	B	25	
2025/02/12	0.665	Sell_Panda_ST	Sell_Panda_ST	58.54%	50	Research	85	95	Research Defon Sell	7.49%	21.60%	B	19	
2025/02/13	0.660	Sell_Panda_ST	Sell_Panda_ST	52.46%	0	Research	85	0	Absolutely no Trade	6.71%	14.90%	C	13	
2025/02/14	0.676	No Trade	No Trade	72.51%	50	Research	85	97	Research Defon Sell	9.28%	15.12%	B	8	
2025/02/17	0.676	No Trade	No Trade	71.71%	50	Research	85	97	Research Defon Sell	9.18%	17.14%	B	5	
2025/02/18	0.677	No Trade	No Trade	73.12%	50	Research	85	97	Research Defon Sell	9.36%	14.29%	C	4	



Date	9 day	9 vs 21 day	33 day
2024/12/30	Sell_9day	Sell 9 vs 21	Sell 33_Day
2025/01/02	Buy_9day	Sell 9 vs 21	Sell 33_Day
2025/01/03	Buy_9day	Sell 9 vs 21	Sell 33_Day
2025/01/06	Buy_9day	Sell 9 vs 21	Sell 33_Day
2025/01/07	Buy_9day	Sell 9 vs 21	Sell 33_Day
2025/01/08	Buy_9day	Sell 9 vs 21	Sell 33_Day
2025/01/09	Buy_9day	Sell 9 vs 21	Sell 33_Day
2025/01/10	Sell_9day	Sell 9 vs 21	Sell 33_Day
2025/01/13	Buy_9day	Buy 9 vs 21	Buy 33_Day
2025/01/14	Buy_9day	Buy 9 vs 21	Buy 33_Day
2025/01/15	Buy_9day	Buy 9 vs 21	Buy 33_Day
2025/01/16	Buy_9day	Buy 9 vs 21	Buy 33_Day
2025/01/17	Buy_9day	Buy 9 vs 21	Buy 33_Day
2025/01/20	Buy_9day	Buy 9 vs 21	Buy 33_Day
2025/01/21	Buy_9day	Buy 9 vs 21	Buy 33_Day
2025/01/22	Buy_9day	Buy 9 vs 21	Buy 33_Day
2025/01/23	Buy_9day	Buy 9 vs 21	Buy 33_Day
2025/01/24	Buy_9day	Buy 9 vs 21	Buy 33_Day
2025/01/27	Buy_9day	Buy 9 vs 21	Buy 33_Day
2025/01/28	Buy_9day	Buy 9 vs 21	Buy 33_Day
2025/01/29	Buy_9day	Buy 9 vs 21	Buy 33_Day
2025/01/30	Buy_9day	Buy 9 vs 21	Buy 33_Day
2025/01/31	Buy_9day	Buy 9 vs 21	Buy 33_Day
2025/02/03	Buy_9day	Buy 9 vs 21	Buy 33_Day
2025/02/04	Sell_9day	Buy 9 vs 21	Buy 33_Day
2025/02/05	Buy_9day	Buy 9 vs 21	Buy 33_Day
2025/02/06	Buy_9day	Buy 9 vs 21	Buy 33_Day
2025/02/07	Buy_9day	Buy 9 vs 21	Buy 33_Day
2025/02/10	Sell_9day	Buy 9 vs 21	Buy 33_Day
2025/02/11	Sell_9day	Buy 9 vs 21	Buy 33_Day
2025/02/12	Sell_9day	Buy 9 vs 21	Buy 33_Day
2025/02/13	Sell_9day	Buy 9 vs 21	Buy 33_Day
2025/02/14	Sell_9day	Sell 9 vs 21	Buy 33_Day
2025/02/17	Sell_9day	Sell 9 vs 21	Buy 33_Day
2025/02/18	Buy_9day	Sell 9 vs 21	Buy 33_Day

Strategy Universe	Rel vs SP100	Ascendant guidance	Trade	Strategy_Open Date	2025/02/14	Caterpillar Guidance	Trade
						(+) : Mom Days	93
						(-) : Mom Days	0
						Guided : Factor	66 day
						324_Buy Guidance	0.0%
						324_Sell Guidance	97.3%
						Mom_75 (days)	14.3%
						9 vs 21 day	-0.61%
						Price vs 9 day	0.13%

S  
e  
|  
|

HD.NYS

Home Depot

Homebuilders

Home Improvement Retail

New York

Market Cap : (B)

417 212

XHB.ARC

SPDR Series Trust SPDR Homebuilders ETF

Homebuilders

ETF\_NYSE\_Price

NYSE

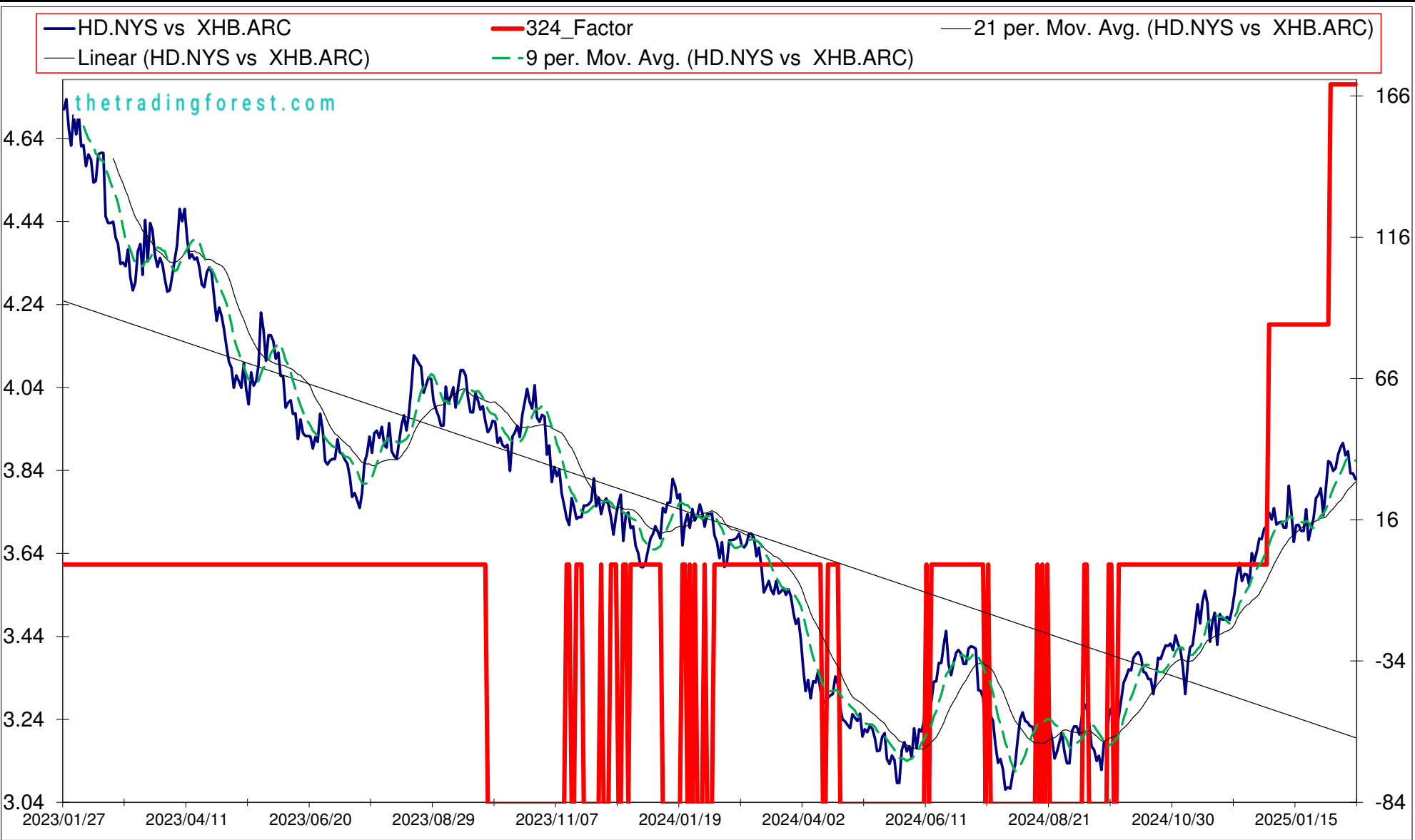
Market Cap : (B)

2 177

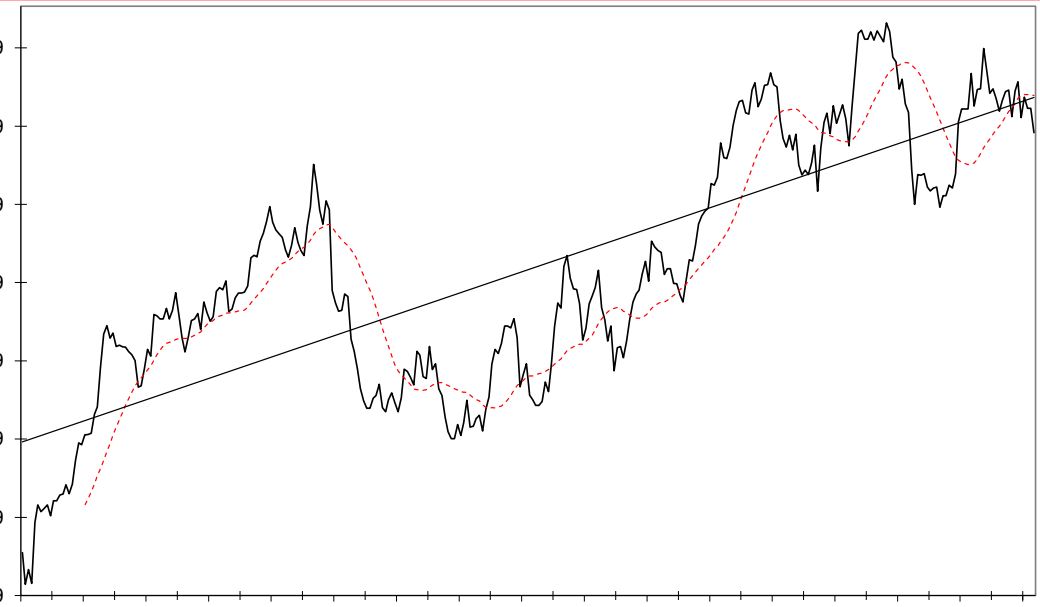

Follow the " 3day to 5day waiting period " before entering the trade : understand the Graph, Trend and Variables

Plan your enrty levels. Focus on the process not the outcome. Expect further short-term deviation from the trade signal. "Patience"

-1.696															-7.251															4.277																		
Date	Price or Relative Price	Short_Term_ Radar	Medium_ Term_Radar	Caterpillar_ %	Wise_ Owl(Rnk)	324_Factor	Factor_324	Defcon _Index	Defcon _Index_Trade	Margin of Safety	75_Day_Mom	Trade_Rating (Guidance)	Trendsum																																			
2024/12/18	3.681	No Trade	No Trade	47.53%	0	Absolutely No	0	85	Research Defon Sell	7.09%	14.04%	C	16																																			
2024/12/19	3.679	No Trade	No Trade	48.41%	0	Absolutely No	0	85	Research Defon Sell	7.05%	14.67%	C	18																																			
2024/12/20	3.704	No Trade	No Trade	54.66%	0	Absolutely No	0	86	Research Defon Sell	7.79%	13.94%	C	20																																			
2024/12/23	3.710	No Trade	No Trade	56.12%	0	Absolutely No	0	86	Research Defon Sell	7.99%	13.07%	C	22																																			
2024/12/27	3.743	No Trade	No Trade	63.00%	30	Research	85	86	Research Defon Sell	8.97%	14.41%	C	24																																			
2024/12/30	3.727	No Trade	No Trade	59.83%	30	Research	85	86	Research Defon Sell	8.52%	15.16%	C	26																																			
2025/01/02	3.754	No Trade	No Trade	65.59%	50	Research	85	87	Research Defon Sell	9.34%	18.08%	C	27																																			
2025/01/03	3.715	No Trade	No Trade	57.61%	50	Research	85	86	Research Defon Sell	8.21%	17.13%	C	31																																			
2025/01/06	3.720	No Trade	No Trade	58.80%	50	Research	85	86	Research Defon Sell	8.38%	18.28%	C	31																																			
2025/01/07	3.721	No Trade	No Trade	59.14%	50	Research	85	87	Research Defon Sell	8.42%	17.87%	C	31																																			
2025/01/08	3.707	Sell_Panda_ST	No Trade	56.41%	30	Research	85	87	Research Defon Sell	8.04%	18.71%	C	29																																			
2025/01/09	3.707	Sell_Panda_ST	No Trade	56.47%	30	Research	85	87	Research Defon Sell	8.04%	16.24%	C	26																																			
2025/01/10	3.808	No Trade	No Trade	77.17%	50	Research	85	89	Research Defon Sell	10.99%	19.86%	C	25																																			
2025/01/13	3.746	No Trade	No Trade	64.69%	30	Research	85	88	Research Defon Sell	9.21%	15.21%	C	23																																			
2025/01/14	3.673	No Trade	No Trade	49.70%	30	Research	85	86	Research Defon Sell	7.08%	12.29%	C	20																																			
2025/01/15	3.713	Sell_Panda_ST	No Trade	57.89%	30	Research	85	87	Research Defon Sell	8.25%	14.59%	C	17																																			
2025/01/16	3.714	No Trade	No Trade	58.24%	30	Research	85	87	Research Defon Sell	8.30%	15.52%	C	11																																			
2025/01/17	3.699	No Trade	No Trade	55.23%	30	Research	85	87	Research Defon Sell	7.87%	13.71%	C	9																																			
2025/01/20	3.699	No Trade	No Trade	55.40%	30	Research	85	87	Research Defon Sell	7.89%	12.42%	C	6																																			
2025/01/21	3.751	No Trade	No Trade	66.16%	30	Research	85	88	Research Defon Sell	9.42%	12.53%	C	5																																			
2025/01/22	3.677	No Trade	No Trade	51.00%	30	Research	85	86	Research Defon Sell	7.26%	9.85%	C	4																																			
2025/01/23	3.703	No Trade	No Trade	56.35%	30	Research	85	88	Research Defon Sell	8.03%	10.03%	C	4																																			
2025/01/24	3.729	No Trade	No Trade	61.65%	30	Research	85	88	Research Defon Sell	8.78%	10.86%	C	3																																			
2025/01/27	3.778	No Trade	No Trade	72.02%	30	Research	85	90	Research Defon Sell	10.26%	11.34%	C	3																																			
2025/01/28	3.787	No Trade	No Trade	73.84%	30	Research	85	90	Research Defon Sell	10.52%	11.30%	C	4																																			
2025/01/29	3.802	No Trade	No Trade	77.05%	50	Research	85	90	Research Defon Sell	10.98%	11.60%	C	8																																			
2025/01/30	3.737	No Trade	No Trade	63.65%	30	Research	85	89	Research Defon Sell	9.07%	10.04%	C	11																																			
2025/01/31	3.801	No Trade	No Trade	76.82%	50	Research	85	90	Research Defon Sell	10.94%	13.14%	C	11																																			
2025/02/03	3.868	No Trade	No Trade	90.72%	50	Research	85	91	Research Defon Sell	12.92%	15.21%	C	12																																			
2025/02/04	3.863	No Trade	No Trade	89.93%	75	Research	170	91	Research Defon Sell	12.81%	15.59%	A	14																																			
2025/02/05	3.844	No Trade	No Trade	94.84%	75	Research	170	91	Research Defon Sell	12.26%	15.04%	A	16																																			
2025/02/06	3.851	No Trade	No Trade	96.43%	75	Research	170	92	Research Defon Sell	12.46%	16.49%	A	19																																			
2025/02/07	3.884	No Trade	No Trade	100.00%	75	Research	170	93	Research Defon Sell	13.43%	16.22%	A	20																																			
2025/02/10	3.902	No Trade	No Trade	100.00%	75	Research	170	93	Research Defon Sell	13.98%	14.98%	A	22																																			
2025/02/11	3.911	No Trade	No Trade	100.00%	75	Research	170	93	Research Defon Sell	14.27%	15.37%	A	23																																			
2025/02/12	3.882	No Trade	No Trade	93.97%	75	Research	170	92	Research Defon Sell	13.41%	13.90%	A	25																																			
2025/02/13	3.891	No Trade	No Trade	96.00%	75	Research	170	93	Research Defon Sell	13.70%	13.68%	A	27																																			
2025/02/14	3.838	Sell_Panda_ST	No Trade	85.14%	75	Research	170	91	Research Defon Sell	12.15%	12.18%	A	25																																			
2025/02/17	3.838	Sell_Panda_ST	No Trade	85.32%	75	Research	170	91	Research Defon Sell	12.17%	11.98%	A	21																																			
2025/02/18	3.824	Sell_Panda_ST	No Trade	82.45%	60	Research	170	91	Research Defon Sell	11.77%	12.05%	B	18																																			



Date	9 day	9 vs 21 day	33 day
2024/12/30	Buy_9day	Buy 9 vs 21	Buy 33_Day
2025/01/02	Buy_9day	Buy 9 vs 21	Buy 33_Day
2025/01/03	Buy_9day	Buy 9 vs 21	Buy 33_Day
2025/01/06	Buy_9day	Buy 9 vs 21	Buy 33_Day
2025/01/07	Buy_9day	Buy 9 vs 21	Buy 33_Day
2025/01/08	Sell_9day	Buy 9 vs 21	Buy 33_Day
2025/01/09	Sell_9day	Buy 9 vs 21	Buy 33_Day
2025/01/10	Buy_9day	Buy 9 vs 21	Buy 33_Day
2025/01/13	Buy_9day	Buy 9 vs 21	Buy 33_Day
2025/01/14	Sell_9day	Buy 9 vs 21	Buy 33_Day
2025/01/15	Sell_9day	Buy 9 vs 21	Buy 33_Day
2025/01/16	Sell_9day	Buy 9 vs 21	Buy 33_Day
2025/01/17	Sell_9day	Buy 9 vs 21	Buy 33_Day
2025/01/20	Sell_9day	Buy 9 vs 21	Buy 33_Day
2025/01/21	Buy_9day	Buy 9 vs 21	Buy 33_Day
2025/01/22	Sell_9day	Buy 9 vs 21	Buy 33_Day
2025/01/23	Sell_9day	Sell 9 vs 21	Buy 33_Day
2025/01/24	Buy_9day	Sell 9 vs 21	Buy 33_Day
2025/01/27	Buy_9day	Sell 9 vs 21	Buy 33_Day
2025/01/28	Buy_9day	Sell 9 vs 21	Buy 33_Day
2025/01/29	Buy_9day	Buy 9 vs 21	Buy 33_Day
2025/01/30	Sell_9day	Buy 9 vs 21	Buy 33_Day
2025/01/31	Buy_9day	Buy 9 vs 21	Buy 33_Day
2025/02/03	Buy_9day	Buy 9 vs 21	Buy 33_Day
2025/02/04	Buy_9day	Buy 9 vs 21	Buy 33_Day
2025/02/05	Buy_9day	Buy 9 vs 21	Buy 33_Day
2025/02/06	Buy_9day	Buy 9 vs 21	Buy 33_Day
2025/02/07	Buy_9day	Buy 9 vs 21	Buy 33_Day
2025/02/10	Buy_9day	Buy 9 vs 21	Buy 33_Day
2025/02/11	Buy_9day	Buy 9 vs 21	Buy 33_Day
2025/02/12	Buy_9day	Buy 9 vs 21	Buy 33_Day
2025/02/13	Buy_9day	Buy 9 vs 21	Buy 33_Day
2025/02/14	Sell_9day	Buy 9 vs 21	Buy 33_Day
2025/02/17	Sell_9day	Buy 9 vs 21	Buy 33_Day
2025/02/18	Sell_9day	Buy 9 vs 21	Buy 33_Day

Strategy Universe		Rel vs Share_ETF_Homebuilders ETF		Ascendant guidance		Trade		Strategy_Open Date		2025/02/14		Caterpillar Guidance		Trade			
<div><div><div>— HD.NYS</div><div>----- 21 per. Mov. Avg. (HD.NYS)</div><div>— Linear (HD.NYS)</div></div></div> <div><div><div>— XHB.ARC</div><div>----- 21 per. Mov. Avg. (XHB.ARC)</div><div>— Linear (XHB.ARC)</div></div></div>														(+): Mom Days		94	
(-): Mom Days		0															
Guided: Factor		66 day															
324_Buy Guidance		0.0%															
324_Sell Guidance		85.4%															
Mom_75 (days)		12.1%															
9 vs 21 day		1.36%															
Price vs 9 day		-1.17%															



S  
e  
|  
|

WFC.NYS

Wells Fargo

Financial

Banks

New York

Market Cap : (B)

252 908

OEF.ARC

iShares S&P 100 ETF

\_Equity\_Index

ETF\_NYSE\_Price

NYSE

Market Cap : (B)

14 530

Follow the " 3day to 5day waiting period " before entering the trade : understand the Graph, Trend and Variables

Plan your enrty levels. Focus on the process not the outcome. Expect further short-term deviation from the trade signal. "Patience"

-2.346														30.922														-13.183															
Date	Price or Relative Price	Short_Term_ Radar	Medium_ Term_Radar	Caterpillar_ %	Wise_ Owl(Rnk)	324_Factor	Factor_324	Defcon _Index	Defcon _Index_Trade	Margin of Safety	75_Day_Mom	Trade_Rating (Guidance)	Trendsum																														
2024/12/18	0.239	No Trade	No Trade	7.48%	0	Absolutely No	0	0	Absolutely no Trade	-1.38%	11.10%	C	-17																														
2024/12/19	0.239	No Trade	No Trade	8.18%	0	Absolutely No	0	0	Absolutely no Trade	-1.51%	14.70%	C	-19																														
2024/12/20	0.242	No Trade	No Trade	2.00%	0	Absolutely No	0	0	Absolutely no Trade	-0.37%	16.02%	C	-20																														
2024/12/23	0.240	No Trade	No Trade	5.48%	0	Absolutely No	0	0	Absolutely no Trade	-1.02%	17.44%	C	-19																														
2024/12/27	0.242	No Trade	No Trade	2.41%	0	Absolutely No	0	0	Absolutely no Trade	-0.45%	20.30%	C	-15																														
2024/12/30	0.242	No Trade	No Trade	1.93%	0	Absolutely No	0	0	Absolutely no Trade	-0.36%	26.85%	C	-11																														
2025/01/02	0.244	No Trade	No Trade	0.31%	0	Absolutely No	0	0	Absolutely no Trade	0.05%	25.05%	C	-6																														
2025/01/03	0.245	No Trade	No Trade	2.74%	0	Absolutely No	0	0	Absolutely no Trade	0.43%	23.13%	C	-2																														
2025/01/06	0.245	No Trade	No Trade	3.55%	0	Absolutely No	0	0	Absolutely no Trade	0.56%	21.79%	C	1																														
2025/01/07	0.247	No Trade	No Trade	8.37%	0	Absolutely No	0	0	Absolutely no Trade	1.31%	23.00%	C	4																														
2025/01/08	0.247	No Trade	No Trade	7.78%	0	Absolutely No	0	0	Absolutely no Trade	1.22%	21.72%	C	7																														
2025/01/09	0.247	No Trade	No Trade	7.56%	0	Absolutely No	0	0	Absolutely no Trade	1.19%	20.44%	C	9																														
2025/01/10	0.245	No Trade	No Trade	1.76%	0	Absolutely No	0	0	Absolutely no Trade	0.28%	22.25%	C	10																														
2025/01/13	0.247	No Trade	No Trade	6.94%	0	Absolutely No	0	0	Absolutely no Trade	1.09%	25.96%	C	8																														
2025/01/14	0.250	No Trade	No Trade	14.26%	0	Absolutely No	0	0	Absolutely no Trade	2.24%	28.27%	C	11																														
2025/01/15	0.261	No Trade	No Trade	42.90%	0	Absolutely No	0	98	Research Defon Sell	6.73%	27.79%	C	15																														
2025/01/16	0.263	No Trade	No Trade	47.76%	0	Absolutely No	0	98	Research Defon Sell	7.50%	29.56%	C	17																														
2025/01/17	0.264	No Trade	No Trade	49.56%	0	Absolutely No	0	99	Research Defon Sell	7.78%	29.23%	C	20																														
2025/01/20	0.264	No Trade	No Trade	48.89%	0	Absolutely No	0	99	Research Defon Sell	7.67%	30.33%	C	22																														
2025/01/21	0.264	No Trade	No Trade	50.22%	0	Absolutely No	0	99	Research Defon Sell	7.88%	30.83%	C	24																														
2025/01/22	0.261	No Trade	No Trade	41.77%	0	Absolutely No	0	98	Research Defon Sell	6.56%	30.00%	C	26																														
2025/01/23	0.259	No Trade	No Trade	36.77%	0	Absolutely No	0	97	Research Defon Sell	5.77%	25.83%	C	28																														
2025/01/24	0.259	No Trade	No Trade	36.72%	0	Absolutely No	0	97	Research Defon Sell	5.76%	24.21%	C	30																														
2025/01/27	0.266	No Trade	No Trade	53.41%	0	Absolutely No	0	99	Research Defon Sell	8.38%	28.64%	C	30																														
2025/01/28	0.263	No Trade	No Trade	43.84%	0	Absolutely No	0	98	Research Defon Sell	6.88%	27.16%	C	30																														
2025/01/29	0.265	No Trade	No Trade	51.06%	0	Absolutely No	0	99	Research Defon Sell	8.01%	27.93%	C	29																														
2025/01/30	0.266	No Trade	No Trade	53.38%	30	Absolutely No	0	100	Research Defon Sell	8.38%	22.02%	C	31																														
2025/01/31	0.268	No Trade	No Trade	56.09%	30	Absolutely No	0	100	Research Defon Sell	8.80%	21.20%	C	32																														
2025/02/03	0.267	No Trade	No Trade	55.09%	30	Absolutely No	0	100	Research Defon Sell	8.65%	18.55%	C	33																														
2025/02/04	0.270	No Trade	No Trade	60.76%	50	Research	85	100	Research Defon Sell	9.54%	18.43%	A	34																														
2025/02/05	0.271	No Trade	No Trade	63.46%	50	Research	85	100	Research Defon Sell	9.96%	18.13%	A	36																														
2025/02/06	0.274	No Trade	No Trade	72.22%	50	Research	85	100	Research Defon Sell	11.34%	20.21%	A	39																														
2025/02/07	0.275	No Trade	No Trade	73.45%	50	Research	85	100	Research Defon Sell	11.53%	21.19%	A	40																														
2025/02/10	0.268	No Trade	No Trade	54.70%	50	Research	85	97	Research Defon Sell	8.59%	16.89%	B	39																														
2025/02/11	0.269	No Trade	No Trade	57.20%	50	Research	85	98	Research Defon Sell	8.98%	16.41%	B	38																														
2025/02/12	0.268	Sell_Panda_ST	No Trade	54.60%	50	Research	85	98	Research Defon Sell	8.57%	14.85%	C	36																														
2025/02/13	0.264	Sell_Panda_ST	Sell_Panda_ST	43.45%	50	Research	85	96	Research Defon Sell	6.82%	14.75%	C	30																														
2025/02/14	0.267	Sell_Panda_ST	No Trade	52.84%	50	Research	85	97	Research Defon Sell	8.29%	14.80%	C	24																														
2025/02/17	0.267	Sell_Panda_ST	No Trade	52.17%	50	Research	85	97	Research Defon Sell	8.19%	15.68%	B	20																														
2025/02/18	0.270	No Trade	No Trade	58.00%	50	Research	85	98	Research Defon Sell	9.10%	16.07%	B	17																														



Date	9 day	9 vs 21 day	33 day
2024/12/30	Buy_9day	Sell 9 vs 21	Sell 33_Day
2025/01/02	Buy_9day	Sell 9 vs 21	Sell 33_Day
2025/01/03	Buy_9day	Sell 9 vs 21	Sell 33_Day
2025/01/06	Buy_9day	Sell 9 vs 21	Sell 33_Day
2025/01/07	Buy_9day	Sell 9 vs 21	Sell 33_Day
2025/01/08	Buy_9day	Buy 9 vs 21	Sell 33_Day
2025/01/09	Buy_9day	Buy 9 vs 21	Sell 33_Day
2025/01/10	Sell_9day	Buy 9 vs 21	Sell 33_Day
2025/01/13	Buy_9day	Buy 9 vs 21	Sell 33_Day
2025/01/14	Buy_9day	Buy 9 vs 21	Buy 33_Day
2025/01/15	Buy_9day	Buy 9 vs 21	Buy 33_Day
2025/01/16	Buy_9day	Buy 9 vs 21	Buy 33_Day
2025/01/17	Buy_9day	Buy 9 vs 21	Buy 33_Day
2025/01/20	Buy_9day	Buy 9 vs 21	Buy 33_Day
2025/01/21	Buy_9day	Buy 9 vs 21	Buy 33_Day
2025/01/22	Buy_9day	Buy 9 vs 21	Buy 33_Day
2025/01/23	Buy_9day	Buy 9 vs 21	Buy 33_Day
2025/01/24	Sell_9day	Buy 9 vs 21	Buy 33_Day
2025/01/27	Buy_9day	Buy 9 vs 21	Buy 33_Day
2025/01/28	Sell_9day	Buy 9 vs 21	Buy 33_Day
2025/01/29	Buy_9day	Buy 9 vs 21	Buy 33_Day
2025/01/30	Buy_9day	Buy 9 vs 21	Buy 33_Day
2025/01/31	Buy_9day	Buy 9 vs 21	Buy 33_Day
2025/02/03	Buy_9day	Buy 9 vs 21	Buy 33_Day
2025/02/04	Buy_9day	Buy 9 vs 21	Buy 33_Day
2025/02/05	Buy_9day	Buy 9 vs 21	Buy 33_Day
2025/02/06	Buy_9day	Buy 9 vs 21	Buy 33_Day
2025/02/07	Buy_9day	Buy 9 vs 21	Buy 33_Day
2025/02/10	Sell_9day	Buy 9 vs 21	Buy 33_Day
2025/02/11	Sell_9day	Buy 9 vs 21	Buy 33_Day
2025/02/12	Sell_9day	Buy 9 vs 21	Buy 33_Day
2025/02/13	Sell_9day	Buy 9 vs 21	Buy 33_Day
2025/02/14	Sell_9day	Buy 9 vs 21	Buy 33_Day
2025/02/17	Sell_9day	Buy 9 vs 21	Buy 33_Day
2025/02/18	Buy_9day	Buy 9 vs 21	Buy 33_Day

Strategy Universe

Rel vs SP100

Ascendant guidance

Trade

Strategy\_Open Date

2025/02/14

Caterpillar Guidance

Trade

(+) : Mom Days86

(-) : Mom Days0

Guided : Factor66 day

324\_Buy Guidance0.0%

324\_Sell Guidance98.2%

Mom\_75 (days)16.1%

9 vs 21 day0.89%

Price vs 9 day0.25%

CHD.NYS

B

Church & Dwight

u

Consumer Staples

y

Household Products

New York

Market Cap : (B)

27 415

CPB.NYS

Campbell Soup Company

Consumer Staples

Food Products

New York

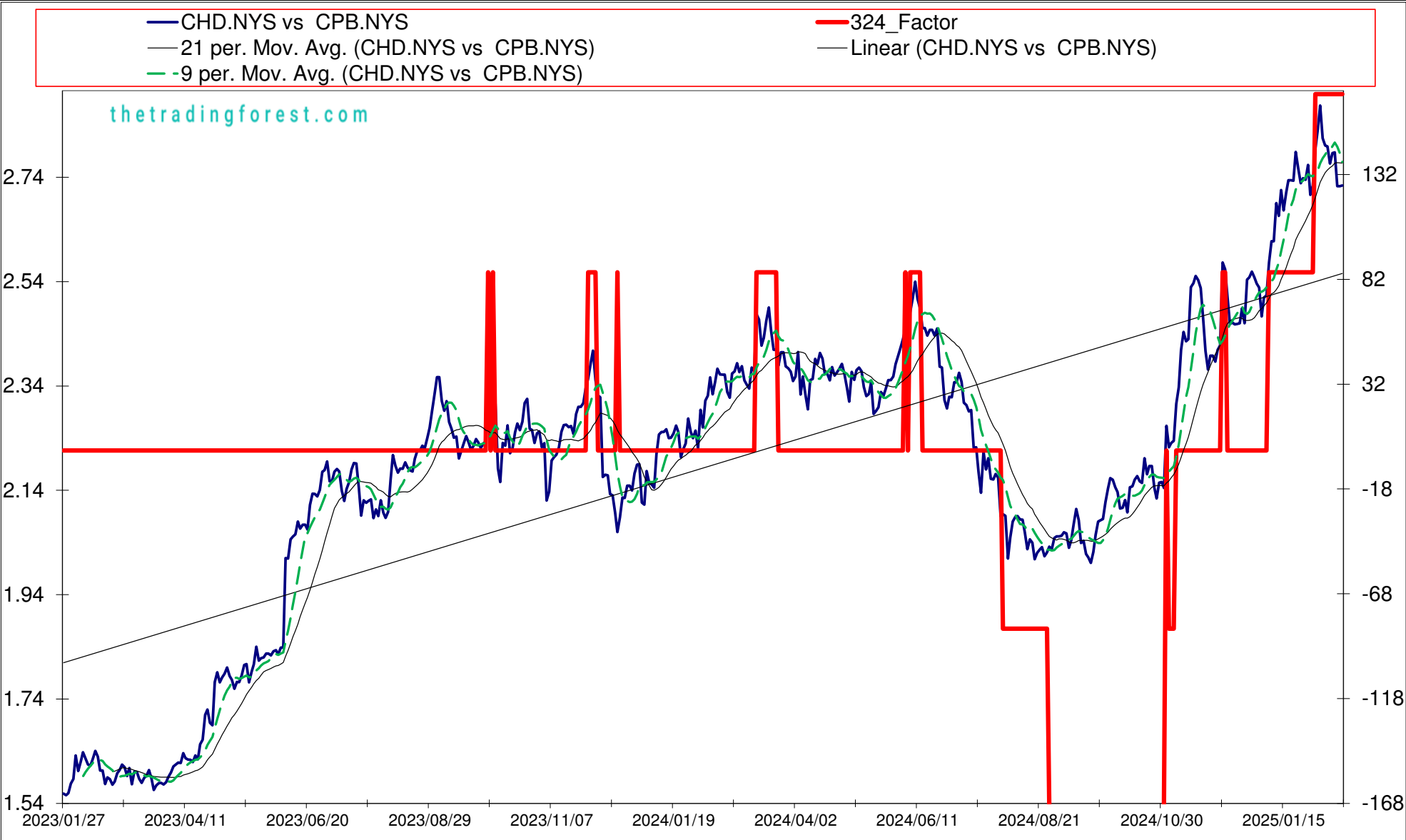
Market Cap : (B)

#VALUE!

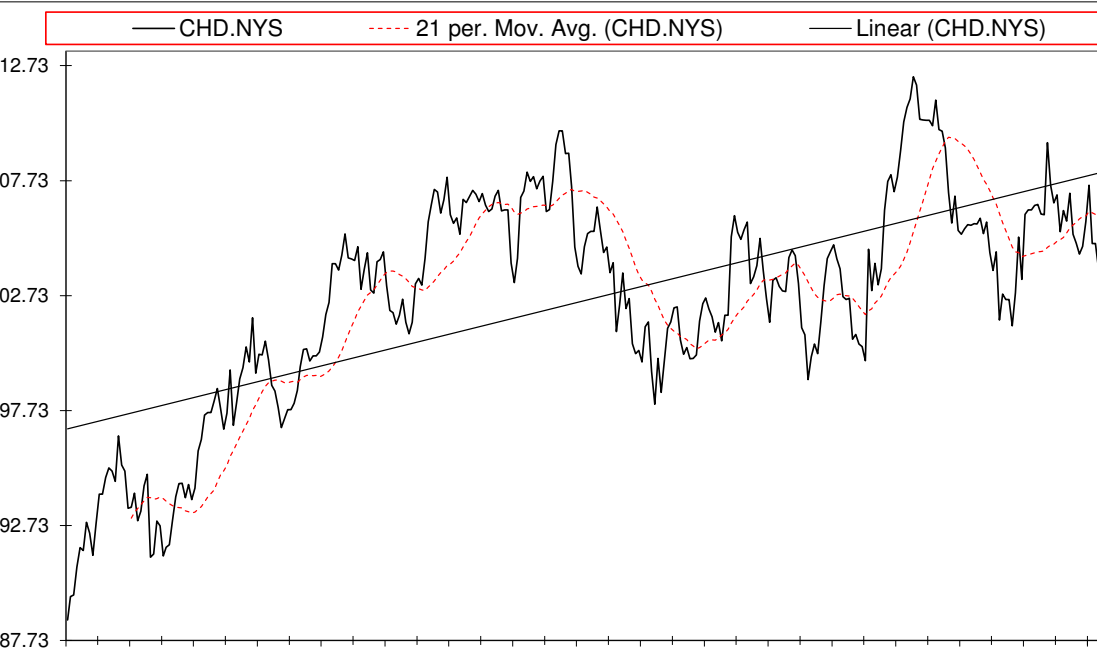
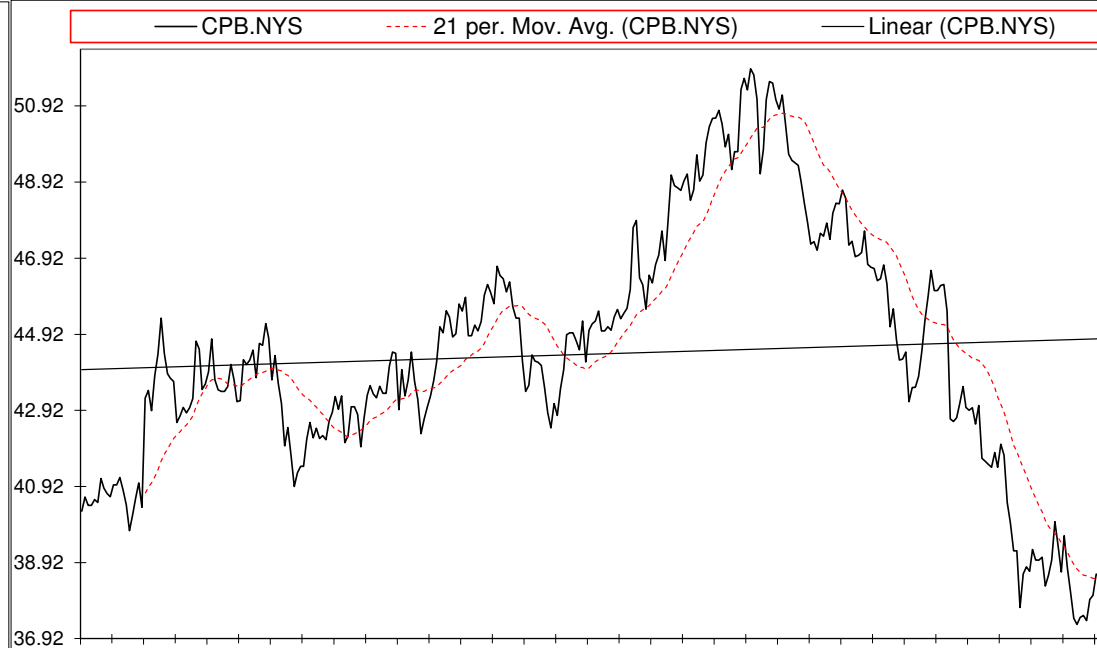
Follow the " 3day to 5day waiting period " before entering the trade : understand the Graph, Trend and Variables

Plan your enrtly levels. Focus on the process not the outcome. Expect further short-term deviation from the trade signal. "Patience"

-2.426														21.564		-8.890	
Date	Price or Relative Price	Short_Term_ Radar	Medium_ Term_Radar	Caterpillar_ %	Wise_ Owl(Rnk)	324_Factor	Factor_324	Defcon _Index	Defcon _Index_Trade	Margin of Safety	75_Day_Mom	Trade_Rating (Guidance)	Trendsum				
2024/12/18	2.541	No Trade	No Trade	52.47%	0	Absolutely No	0	99	Research Defon Sell	5.22%	23.67%	C	3				
2024/12/19	2.546	No Trade	No Trade	54.16%	0	Absolutely No	0	99	Research Defon Sell	5.39%	25.59%	C	6				
2024/12/20	2.557	No Trade	No Trade	58.47%	0	Absolutely No	0	99	Research Defon Sell	5.82%	25.27%	C	9				
2024/12/23	2.545	No Trade	No Trade	53.08%	0	Absolutely No	0	99	Research Defon Sell	5.28%	22.78%	C	13				
2024/12/27	2.534	No Trade	No Trade	47.32%	0	Absolutely No	0	98	Research Defon Sell	4.71%	20.58%	C	14				
2024/12/30	2.526	No Trade	No Trade	43.28%	0	Absolutely No	0	98	Research Defon Sell	4.31%	21.43%	C	14				
2025/01/02	2.471	No Trade	No Trade	19.67%	0	Absolutely No	0	96	Research Defon Sell	1.96%	21.32%	C	12				
2025/01/03	2.507	No Trade	No Trade	34.51%	0	Absolutely No	0	97	Research Defon Sell	3.43%	22.85%	C	8				
2025/01/06	2.510	No Trade	No Trade	35.22%	0	Absolutely No	0	98	Research Defon Sell	3.50%	24.58%	C	4				
2025/01/07	2.573	No Trade	No Trade	61.03%	50	Research	85	100	Research Defon Sell	6.07%	28.10%	A	5				
2025/01/08	2.615	No Trade	No Trade	77.93%	50	Research	85	100	Research Defon Sell	7.75%	30.86%	A	6				
2025/01/09	2.615	No Trade	No Trade	77.68%	50	Research	85	100	Research Defon Sell	7.73%	29.49%	A	9				
2025/01/10	2.688	No Trade	No Trade	100.00%	50	Research	85	100	Research Defon Sell	10.71%	30.98%	A	12				
2025/01/13	2.663	No Trade	No Trade	89.97%	50	Research	85	99	Research Defon Sell	9.64%	28.21%	A	18				
2025/01/14	2.713	No Trade	No Trade	100.00%	50	Research	85	100	Research Defon Sell	11.64%	30.42%	A	23				
2025/01/15	2.674	No Trade	No Trade	85.95%	50	Research	85	99	Research Defon Sell	10.01%	28.39%	B	25				
2025/01/16	2.707	No Trade	No Trade	97.49%	50	Research	85	100	Research Defon Sell	11.35%	27.99%	A	26				
2025/01/17	2.731	No Trade	No Trade	100.00%	50	Research	85	100	Research Defon Sell	12.34%	27.60%	A	28				
2025/01/20	2.731	No Trade	No Trade	99.39%	50	Research	85	100	Research Defon Sell	12.26%	26.43%	A	28				
2025/01/21	2.731	No Trade	No Trade	98.94%	50	Research	85	100	Research Defon Sell	12.21%	26.56%	A	28				
2025/01/22	2.786	No Trade	No Trade	100.00%	50	Research	85	100	Research Defon Sell	14.45%	30.00%	A	29				
2025/01/23	2.754	No Trade	No Trade	90.85%	50	Research	85	99	Research Defon Sell	13.13%	29.08%	B	30				
2025/01/24	2.726	No Trade	No Trade	82.55%	50	Research	85	98	Research Defon Sell	11.93%	29.64%	B	30				
2025/01/27	2.735	No Trade	No Trade	84.78%	50	Research	85	98	Research Defon Sell	12.25%	30.02%	B	32				
2025/01/28	2.733	Sell_Panda_ST	No Trade	83.82%	50	Research	85	98	Research Defon Sell	12.11%	28.99%	B	31				
2025/01/29	2.761	No Trade	No Trade	91.71%	50	Research	85	99	Research Defon Sell	13.25%	31.80%	A	29				
2025/01/30	2.704	Sell_Panda_ST	No Trade	75.25%	50	Research	85	97	Research Defon Sell	10.87%	26.15%	B	24				
2025/01/31	2.722	Sell_Panda_ST	No Trade	80.19%	50	Research	85	98	Research Defon Sell	11.59%	26.90%	B	18				
2025/02/03	2.791	No Trade	No Trade	99.39%	90	Research	170	100	Research Defon Sell	14.36%	29.36%	AAA	16				
2025/02/04	2.830	No Trade	No Trade	100.00%	90	Research	170	100	Research Defon Sell	15.92%	30.73%	AAA	14				
2025/02/05	2.874	No Trade	No Trade	100.00%	90	Research	170	100	Research Defon Sell	17.72%	33.41%	AAA	13				
2025/02/06	2.812	No Trade	No Trade	85.45%	90	Research	170	98	Research Defon Sell	15.14%	30.72%	AAA	16				
2025/02/07	2.798	No Trade	No Trade	82.10%	75	Research	170	97	Research Defon Sell	14.55%	27.27%	AA	18				
2025/02/10	2.796	No Trade	No Trade	81.18%	75	Research	170	97	Research Defon Sell	14.39%	28.96%	AA	20				
2025/02/11	2.764	Sell_Panda_ST	No Trade	73.52%	75	Research	170	96	Research Defon Sell	13.03%	26.54%	AA	17				
2025/02/12	2.784	Sell_Panda_ST	No Trade	78.02%	75	Research	170	97	Research Defon Sell	13.83%	27.47%	AA	15				
2025/02/13	2.785	No Trade	No Trade	78.17%	75	Research	170	97	Research Defon Sell	13.85%	30.00%	AA	11				
2025/02/14	2.720	No Trade	No Trade	63.08%	50	Research	170	0	Absolutely no Trade	11.18%	28.22%	B	6				
2025/02/17	2.720	No Trade	No Trade	62.66%	50	Research	170	0	Absolutely no Trade	11.10%	26.40%	B	0				
2025/02/18	2.722	No Trade	No Trade	62.86%	50	Research	170	0	Absolutely no Trade	11.14%	26.39%	B	-5				



Date	9 day	9 vs 21 day	33 day
2024/12/30	Buy_9day	Buy 9 vs 21	Buy 33_Day
2025/01/02	Sell_9day	Buy 9 vs 21	Sell 33_Day
2025/01/03	Sell_9day	Buy 9 vs 21	Buy 33_Day
2025/01/06	Sell_9day	Buy 9 vs 21	Buy 33_Day
2025/01/07	Buy_9day	Buy 9 vs 21	Buy 33_Day
2025/01/08	Buy_9day	Buy 9 vs 21	Buy 33_Day
2025/01/09	Buy_9day	Buy 9 vs 21	Buy 33_Day
2025/01/10	Buy_9day	Buy 9 vs 21	Buy 33_Day
2025/01/13	Buy_9day	Buy 9 vs 21	Buy 33_Day
2025/01/14	Buy_9day	Buy 9 vs 21	Buy 33_Day
2025/01/15	Buy_9day	Buy 9 vs 21	Buy 33_Day
2025/01/16	Buy_9day	Buy 9 vs 21	Buy 33_Day
2025/01/17	Buy_9day	Buy 9 vs 21	Buy 33_Day
2025/01/20	Buy_9day	Buy 9 vs 21	Buy 33_Day
2025/01/21	Buy_9day	Buy 9 vs 21	Buy 33_Day
2025/01/22	Buy_9day	Buy 9 vs 21	Buy 33_Day
2025/01/23	Buy_9day	Buy 9 vs 21	Buy 33_Day
2025/01/24	Sell_9day	Buy 9 vs 21	Buy 33_Day
2025/01/27	Buy_9day	Buy 9 vs 21	Buy 33_Day
2025/01/28	Sell_9day	Buy 9 vs 21	Buy 33_Day
2025/01/29	Buy_9day	Buy 9 vs 21	Buy 33_Day
2025/01/30	Sell_9day	Buy 9 vs 21	Buy 33_Day
2025/01/31	Sell_9day	Buy 9 vs 21	Buy 33_Day
2025/02/03	Buy_9day	Buy 9 vs 21	Buy 33_Day
2025/02/04	Buy_9day	Buy 9 vs 21	Buy 33_Day
2025/02/05	Buy_9day	Buy 9 vs 21	Buy 33_Day
2025/02/06	Buy_9day	Buy 9 vs 21	Buy 33_Day
2025/02/07	Buy_9day	Buy 9 vs 21	Buy 33_Day
2025/02/10	Buy_9day	Buy 9 vs 21	Buy 33_Day
2025/02/11	Sell_9day	Buy 9 vs 21	Buy 33_Day
2025/02/12	Sell_9day	Buy 9 vs 21	Buy 33_Day
2025/02/13	Sell_9day	Buy 9 vs 21	Buy 33_Day
2025/02/14	Sell_9day	Buy 9 vs 21	Buy 33_Day
2025/02/17	Sell_9day	Buy 9 vs 21	Buy 33_Day
2025/02/18	Sell_9day	Buy 9 vs 21	Buy 33_Day

Strategy Universe		Pairs_NYSE_Consumer Staples	Ascendant guidance		Trade	Strategy_Open Date	2025/02/14	Caterpillar Guidance	Trade	
<div><div><p>— CHD.NYS      - - - 21 per. Mov. Avg. (CHD.NYS)      — Linear (CHD.NYS)</p></div><div><p>— CPB.NYS      - - - 21 per. Mov. Avg. (CPB.NYS)      — Linear (CPB.NYS)</p></div></div>									(+) : Mom Days	73
									(-) : Mom Days	0
									Guided : Factor	66 day
									324_Buy Guidance	0.0%
									324_Sell Guidance	94.7%
									Mom_75 (days)	26.4%
									9 vs 21 day	0.09%
									Price vs 9 day	-1.63%



SEI

ETR.NYS

Entergy

Utilities

Electric Utilities

New York

Market Cap : (B)

32 388

XLU.ARC

SPDR Select Sector Fund - Utilities

Utilities

ETF\_NYSE\_Price

NYSE

Market Cap : (B)

17 343

Follow the " 3day to 5day waiting period " before entering the trade : understand the Graph, Trend and Variables

Plan your enrty levels. Focus on the process not the outcome. Expect further short-term deviation from the trade signal. "Patience"

-2.29547.331-20.619														
Date	Price or Relative Price	Short_Term_ Radar	Medium_ Term_Radar	Caterpillar_ %	Wise_ Owl(Rnk)	324_Factor	Factor_324	Defcon _Index	Defcon _Index_Trade	Margin of Safety	75_Day_Mom	Trade_Rating (Guidance)	Trendsum	
2024/12/18	0.977	No Trade	No Trade	52.03%	0	Absolutely No	0	100	Research Defon Sell	6.31%	22.48%	C	25	
2024/12/19	0.990	No Trade	No Trade	63.14%	50	Research	85	100	Research Defon Sell	7.65%	23.32%	A	25	
2024/12/20	0.983	No Trade	No Trade	56.29%	50	Research	85	99	Research Defon Sell	6.82%	23.39%	A	26	
2024/12/23	0.992	No Trade	No Trade	62.83%	50	Research	85	100	Research Defon Sell	7.62%	25.63%	A	29	
2024/12/27	0.996	No Trade	No Trade	64.77%	50	Research	85	100	Research Defon Sell	7.85%	25.92%	A	33	
2024/12/30	1.000	No Trade	No Trade	67.13%	50	Research	85	100	Research Defon Sell	8.14%	25.36%	A	36	
2025/01/02	0.989	No Trade	No Trade	55.81%	50	Research	85	99	Research Defon Sell	6.76%	22.19%	B	38	
2025/01/03	0.995	No Trade	No Trade	60.93%	50	Research	85	99	Research Defon Sell	7.39%	22.57%	A	38	
2025/01/06	0.987	No Trade	No Trade	53.07%	50	Research	85	99	Research Defon Sell	6.43%	20.99%	B	39	
2025/01/07	0.999	No Trade	No Trade	63.03%	50	Research	85	100	Research Defon Sell	7.64%	21.93%	A	37	
2025/01/08	1.008	No Trade	No Trade	70.32%	50	Research	85	100	Research Defon Sell	8.52%	23.16%	A	38	
2025/01/09	1.008	No Trade	No Trade	69.90%	50	Research	85	100	Research Defon Sell	8.47%	24.88%	A	36	
2025/01/10	1.008	No Trade	No Trade	69.75%	50	Research	85	100	Research Defon Sell	8.45%	24.55%	A	34	
2025/01/13	1.032	No Trade	No Trade	89.44%	60	Research	85	100	Research Defon Sell	10.84%	26.57%	A	34	
2025/01/14	1.025	No Trade	No Trade	82.91%	50	Research	85	99	Research Defon Sell	10.05%	26.67%	A	34	
2025/01/15	1.029	No Trade	No Trade	85.85%	60	Research	85	100	Research Defon Sell	10.41%	26.43%	A	33	
2025/01/16	1.033	No Trade	No Trade	99.58%	60	Research	85	100	Research Defon Sell	10.80%	26.68%	A	35	
2025/01/17	1.040	No Trade	No Trade	100.00%	60	Research	85	100	Research Defon Sell	11.51%	27.66%	A	37	
2025/01/20	1.040	No Trade	No Trade	98.63%	60	Research	85	100	Research Defon Sell	11.36%	27.39%	A	40	
2025/01/21	1.045	No Trade	No Trade	100.00%	60	Research	85	100	Research Defon Sell	11.80%	28.24%	A	41	
2025/01/22	1.055	No Trade	No Trade	100.00%	60	Research	85	100	Research Defon Sell	12.81%	29.14%	A	42	
2025/01/23	1.041	No Trade	No Trade	88.12%	60	Research	85	99	Research Defon Sell	11.29%	27.74%	B	42	
2025/01/24	1.038	No Trade	No Trade	85.48%	60	Research	85	98	Research Defon Sell	10.95%	26.00%	B	40	
2025/01/27	1.015	Sell_Panda_ST	Sell_Panda_ST	64.73%	50	Research	85	96	Research Defon Sell	8.29%	23.57%	B	36	
2025/01/28	1.014	Sell_Panda_ST	Sell_Panda_ST	63.41%	50	Research	85	96	Research Defon Sell	8.12%	22.83%	B	32	
2025/01/29	1.033	Sell_Panda_ST	No Trade	78.83%	50	Research	85	98	Research Defon Sell	10.10%	25.71%	B	26	
2025/01/30	1.036	No Trade	No Trade	81.48%	90	Research	170	98	Research Defon Sell	10.44%	25.72%	AAA	21	
2025/01/31	1.041	No Trade	No Trade	85.10%	90	Research	170	99	Research Defon Sell	10.90%	26.68%	AAA	18	
2025/02/03	1.048	No Trade	No Trade	89.42%	90	Research	170	99	Research Defon Sell	11.45%	26.67%	AAA	14	
2025/02/04	1.052	No Trade	No Trade	92.68%	90	Research	170	100	Research Defon Sell	11.87%	28.80%	AAA	14	
2025/02/05	1.052	No Trade	No Trade	92.48%	90	Research	170	100	Research Defon Sell	11.84%	27.39%	AAA	14	
2025/02/06	1.057	No Trade	No Trade	96.14%	90	Research	170	100	Research Defon Sell	12.31%	28.10%	AAA	16	
2025/02/07	1.055	No Trade	No Trade	93.39%	90	Research	170	100	Research Defon Sell	11.96%	27.49%	AAA	18	
2025/02/10	1.036	No Trade	No Trade	76.48%	75	Research	170	98	Research Defon Sell	9.80%	24.81%	AA	18	
2025/02/11	1.033	Sell_Panda_ST	Sell_Panda_ST	74.05%	75	Research	170	98	Research Defon Sell	9.48%	23.90%	AA	17	
2025/02/12	1.045	Sell_Panda_ST	No Trade	83.51%	75	Research	170	99	Research Defon Sell	10.70%	24.05%	AA	13	
2025/02/13	1.048	No Trade	No Trade	85.62%	75	Research	170	99	Research Defon Sell	10.97%	24.46%	AA	8	
2025/02/14	1.043	No Trade	No Trade	80.89%	75	Research	170	99	Research Defon Sell	10.36%	23.95%	AA	5	
2025/02/17	1.043	No Trade	No Trade	79.68%	75	Research	170	99	Research Defon Sell	10.21%	23.28%	AA	1	
2025/02/18	1.095	No Trade	No Trade	100.00%	75	Research	170	100	Research Defon Sell	15.63%	28.84%	AA	2	



S  
e  
l  
l

JPM.NYS

JPMorgan Chase & Co.

Financial

Banks

New York

Market Cap : (B)

699 753

XOM.NYS

ExxonMobil

Energy

Oil, Gas & Consumable Fuels

New York

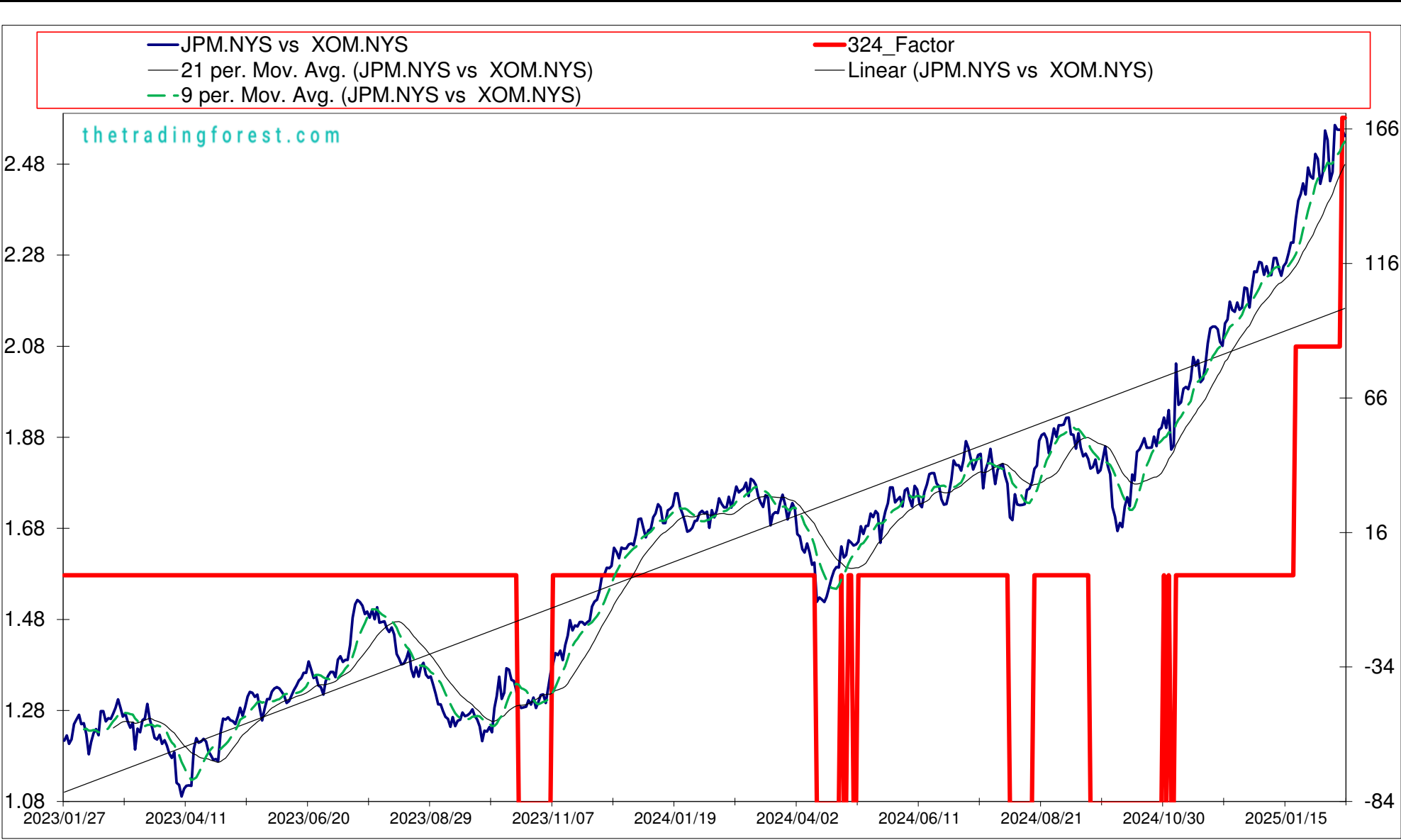
Market Cap : (B)

535 279

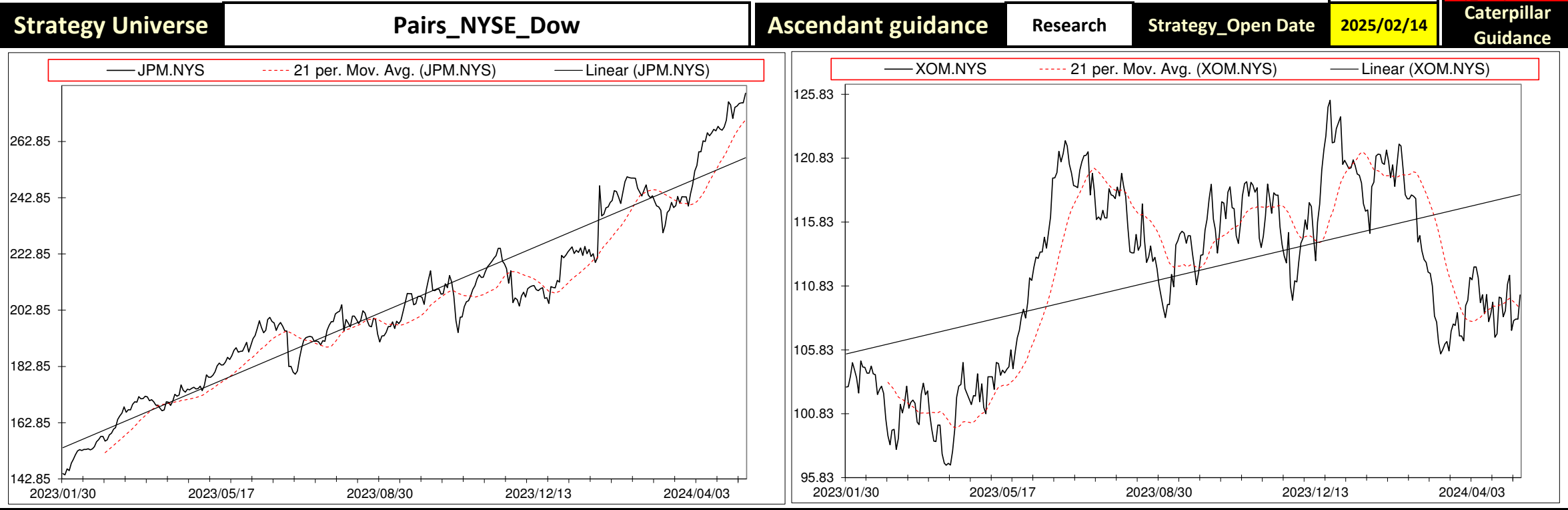
Follow the " 3day to 5day waiting period " before entering the trade : understand the Graph, Trend and Variables

Plan your enrty levels. Focus on the process not the outcome. Expect further short-term deviation from the trade signal. "Patience"

Date	Price or Relative Price	Short_Term_ Radar	Medium_ Term_Radar	Caterpillar_ %	Wise_ Owl(Rnk)	324_Factor	Factor_324	Defcon _Index	Defcon _Index_Trade	Margin of Safety	75_Day_Mom	Trade_Rating (Guidance)	Trendsum
2024/12/18	2.165	No Trade	No Trade	21.39%	0	Absolutely No	0	98	Research Defon Sell	2.40%	12.57%	C	27
2024/12/19	2.208	No Trade	No Trade	38.89%	0	Absolutely No	0	100	Research Defon Sell	4.37%	17.06%	C	26
2024/12/20	2.244	No Trade	No Trade	53.47%	0	Absolutely No	0	100	Research Defon Sell	6.00%	19.05%	C	25
2024/12/23	2.243	No Trade	No Trade	50.64%	0	Absolutely No	0	100	Research Defon Sell	5.69%	20.90%	C	26
2024/12/27	2.265	No Trade	No Trade	57.14%	0	Absolutely No	0	100	Research Defon Sell	6.42%	19.92%	C	28
2024/12/30	2.263	No Trade	No Trade	54.15%	0	Absolutely No	0	100	Research Defon Sell	6.08%	21.83%	C	30
2025/01/02	2.237	No Trade	No Trade	41.05%	30	Absolutely No	0	99	Research Defon Sell	4.61%	21.67%	C	31
2025/01/03	2.256	No Trade	No Trade	48.26%	30	Absolutely No	0	100	Research Defon Sell	5.42%	22.30%	C	31
2025/01/06	2.235	No Trade	No Trade	37.84%	0	Absolutely No	0	99	Research Defon Sell	4.25%	21.98%	C	28
2025/01/07	2.236	Sell_Panda_ST	No Trade	37.38%	0	Absolutely No	0	99	Research Defon Sell	4.20%	23.45%	C	26
2025/01/08	2.274	No Trade	No Trade	52.32%	0	Absolutely No	0	100	Research Defon Sell	5.88%	25.31%	C	25
2025/01/09	2.274	No Trade	No Trade	51.61%	0	Absolutely No	0	100	Research Defon Sell	5.80%	24.16%	C	25
2025/01/10	2.251	No Trade	No Trade	41.69%	0	Absolutely No	0	99	Research Defon Sell	4.68%	24.97%	C	23
2025/01/13	2.235	No Trade	No Trade	32.62%	0	Absolutely No	0	98	Research Defon Sell	3.66%	23.61%	C	19
2025/01/14	2.255	No Trade	No Trade	40.58%	0	Absolutely No	0	99	Research Defon Sell	4.56%	23.16%	C	14
2025/01/15	2.263	No Trade	No Trade	43.01%	0	Absolutely No	0	100	Research Defon Sell	4.83%	21.68%	C	10
2025/01/16	2.284	No Trade	No Trade	51.02%	0	Absolutely No	0	100	Research Defon Sell	5.73%	25.68%	C	11
2025/01/17	2.307	No Trade	No Trade	59.88%	0	Absolutely No	0	100	Research Defon Sell	6.72%	28.27%	C	12
2025/01/20	2.307	No Trade	No Trade	57.77%	0	Absolutely No	0	100	Research Defon Sell	6.49%	33.65%	C	15
2025/01/21	2.360	No Trade	No Trade	78.55%	50	Research	85	100	Research Defon Sell	8.82%	38.33%	A	16
2025/01/22	2.400	No Trade	No Trade	94.27%	50	Research	85	100	Research Defon Sell	10.59%	43.33%	A	16
2025/01/23	2.414	No Trade	No Trade	99.59%	50	Research	85	100	Research Defon Sell	11.18%	42.69%	A	18
2025/01/24	2.437	No Trade	No Trade	100.00%	50	Research	85	100	Research Defon Sell	12.16%	44.87%	A	21
2025/01/27	2.413	No Trade	No Trade	88.81%	50	Research	85	99	Research Defon Sell	10.80%	39.74%	A	24
2025/01/28	2.473	No Trade	No Trade	100.00%	50	Research	85	100	Research Defon Sell	13.45%	41.45%	A	27
2025/01/29	2.453	No Trade	No Trade	92.74%	50	Research	85	99	Research Defon Sell	12.47%	41.93%	A	27
2025/01/30	2.448	No Trade	No Trade	90.39%	50	Research	85	99	Research Defon Sell	12.15%	36.13%	A	27
2025/01/31	2.502	No Trade	No Trade	100.00%	50	Research	85	100	Research Defon Sell	14.55%	40.18%	A	28
2025/02/03	2.491	No Trade	No Trade	94.93%	50	Research	85	100	Research Defon Sell	13.81%	34.83%	A	28
2025/02/04	2.437	No Trade	No Trade	77.18%	50	Research	85	97	Research Defon Sell	11.23%	31.47%	B	28
2025/02/05	2.461	No Trade	No Trade	84.28%	50	Research	85	98	Research Defon Sell	12.26%	31.98%	B	28
2025/02/06	2.554	No Trade	No Trade	100.00%	50	Research	85	100	Research Defon Sell	16.40%	35.99%	A	28
2025/02/07	2.533	No Trade	No Trade	93.68%	50	Research	85	99	Research Defon Sell	15.36%	36.39%	A	27
2025/02/10	2.442	No Trade	No Trade	67.10%	50	Research	85	96	Research Defon Sell	11.00%	31.54%	B	25
2025/02/11	2.463	Sell_Panda_ST	No Trade	72.16%	50	Research	85	96	Research Defon Sell	11.83%	32.57%	B	25
2025/02/12	2.566	No Trade	No Trade	100.00%	50	Research	85	100	Research Defon Sell	16.44%	36.39%	A	26
2025/02/13	2.555	No Trade	No Trade	96.60%	50	Research	85	100	Research Defon Sell	15.88%	37.35%	A	27
2025/02/14	2.555	No Trade	No Trade	96.06%	50	Research	85	100	Research Defon Sell	15.80%	34.74%	A	28
2025/02/17	2.555	No Trade	No Trade	94.53%	90	Research	170	100	Research Defon Sell	15.54%	34.45%	AAA	30
2025/02/18	2.542	No Trade	No Trade	90.29%	90	Research	170	99	Research Defon Sell	14.85%	32.17%	AAA	30



Date	9 day	9 vs 21 day	33 day
2024/12/30	Buy_9day	Buy 9 vs 21	Buy 33_Day
2025/01/02	Buy_9day	Buy 9 vs 21	Buy 33_Day
2025/01/03	Buy_9day	Buy 9 vs 21	Buy 33_Day
2025/01/06	Buy_9day	Buy 9 vs 21	Buy 33_Day
2025/01/07	Sell_9day	Buy 9 vs 21	Buy 33_Day
2025/01/08	Buy_9day	Buy 9 vs 21	Buy 33_Day
2025/01/09	Buy_9day	Buy 9 vs 21	Buy 33_Day
2025/01/10	Sell_9day	Buy 9 vs 21	Buy 33_Day
2025/01/13	Sell_9day	Buy 9 vs 21	Buy 33_Day
2025/01/14	Buy_9day	Buy 9 vs 21	Buy 33_Day
2025/01/15	Buy_9day	Buy 9 vs 21	Buy 33_Day
2025/01/16	Buy_9day	Buy 9 vs 21	Buy 33_Day
2025/01/17	Buy_9day	Buy 9 vs 21	Buy 33_Day
2025/01/20	Buy_9day	Buy 9 vs 21	Buy 33_Day
2025/01/21	Buy_9day	Buy 9 vs 21	Buy 33_Day
2025/01/22	Buy_9day	Buy 9 vs 21	Buy 33_Day
2025/01/23	Buy_9day	Buy 9 vs 21	Buy 33_Day
2025/01/24	Buy_9day	Buy 9 vs 21	Buy 33_Day
2025/01/27	Buy_9day	Buy 9 vs 21	Buy 33_Day
2025/01/28	Buy_9day	Buy 9 vs 21	Buy 33_Day
2025/01/29	Buy_9day	Buy 9 vs 21	Buy 33_Day
2025/01/30	Buy_9day	Buy 9 vs 21	Buy 33_Day
2025/01/31	Buy_9day	Buy 9 vs 21	Buy 33_Day
2025/02/03	Buy_9day	Buy 9 vs 21	Buy 33_Day
2025/02/04	Sell_9day	Buy 9 vs 21	Buy 33_Day
2025/02/05	Buy_9day	Buy 9 vs 21	Buy 33_Day
2025/02/06	Buy_9day	Buy 9 vs 21	Buy 33_Day
2025/02/07	Buy_9day	Buy 9 vs 21	Buy 33_Day
2025/02/10	Sell_9day	Buy 9 vs 21	Buy 33_Day
2025/02/11	Sell_9day	Buy 9 vs 21	Buy 33_Day
2025/02/12	Buy_9day	Buy 9 vs 21	Buy 33_Day
2025/02/13	Buy_9day	Buy 9 vs 21	Buy 33_Day
2025/02/14	Buy_9day	Buy 9 vs 21	Buy 33_Day
2025/02/17	Buy_9day	Buy 9 vs 21	Buy 33_Day
2025/02/18	Buy_9day	Buy 9 vs 21	Buy 33_Day



Trade	
(+) : Mom Days	86
(-) : Mom Days	0
Guided : Factor	66 day
324_Buy Guidance	0.0%
324_Sell Guidance	99.1%
Mom_75 (days)	32.2%
9 vs 21 day	2.04%
Price vs 9 day	0.49%



S  
e  
l  
l

MCD.NYS

McDonald's Corporation

Consumer Discretionary

Hotels, Restaurants & Leisure

New York

Market Cap : (B)

208 020

Follow the " 3day to 5day waiting period " before entering the trade : understand the Graph, Trend and Variables

HSY.NYS

Hershey's

Consumer Staples

Food Products

New York

Market Cap : (B)

25 827

Plan your enrty levels. Focus on the process not the outcome. Expect further short-term deviation from the trade signal. "Patience"

-2.308														41.688														-18.062															
Date	Price or Relative Price	Short_Term_ Radar	Medium_ Term_Radar	Caterpillar_ %	Wise_ Owl(Rnk)	324_Factor	Factor_324	Defcon _Index	Defcon _Index_Trade	Margin of Safety	75_Day_Mom	Trade_Rating (Guidance)	Trendsum																														
2024/12/18	1.687	No Trade	No Trade	12.64%	0	Absolutely No	0	98	Research Defon Sell	1.95%	16.03%	C	-12																														
2024/12/19	1.718	No Trade	No Trade	24.60%	0	Absolutely No	0	100	Research Defon Sell	3.80%	18.56%	C	-9																														
2024/12/20	1.719	No Trade	No Trade	24.73%	0	Absolutely No	0	100	Research Defon Sell	3.82%	19.95%	C	-6																														
2024/12/23	1.724	No Trade	No Trade	25.66%	0	Absolutely No	0	100	Research Defon Sell	3.96%	20.03%	C	-1																														
2024/12/27	1.709	No Trade	No Trade	18.99%	0	Absolutely No	0	99	Research Defon Sell	2.93%	16.99%	C	4																														
2024/12/30	1.717	No Trade	No Trade	21.04%	0	Absolutely No	0	100	Research Defon Sell	3.25%	16.55%	C	5																														
2025/01/02	1.733	No Trade	No Trade	26.41%	0	Absolutely No	0	100	Research Defon Sell	4.08%	17.37%	C	6																														
2025/01/03	1.744	No Trade	No Trade	30.39%	0	Absolutely No	0	100	Research Defon Sell	4.69%	18.04%	C	9																														
2025/01/06	1.752	No Trade	No Trade	32.77%	0	Absolutely No	0	100	Research Defon Sell	5.06%	18.88%	C	12																														
2025/01/07	1.748	No Trade	No Trade	30.83%	0	Absolutely No	0	100	Research Defon Sell	4.76%	18.30%	C	15																														
2025/01/08	1.769	No Trade	No Trade	38.50%	0	Absolutely No	0	100	Research Defon Sell	5.94%	17.68%	C	19																														
2025/01/09	1.769	No Trade	No Trade	38.21%	0	Absolutely No	0	100	Research Defon Sell	5.90%	16.44%	C	22																														
2025/01/10	1.785	No Trade	No Trade	44.09%	0	Absolutely No	0	100	Research Defon Sell	6.81%	16.44%	C	24																														
2025/01/13	1.803	No Trade	No Trade	50.50%	0	Absolutely No	0	100	Research Defon Sell	7.79%	16.12%	C	27																														
2025/01/14	1.813	No Trade	No Trade	53.94%	30	Absolutely No	0	100	Research Defon Sell	8.33%	15.25%	C	32																														
2025/01/15	1.860	No Trade	No Trade	71.94%	50	Research	85	100	Research Defon Sell	11.10%	16.72%	A	36																														
2025/01/16	1.816	No Trade	No Trade	54.60%	50	Research	85	98	Research Defon Sell	8.43%	15.64%	B	37																														
2025/01/17	1.838	No Trade	No Trade	62.64%	50	Research	85	99	Research Defon Sell	9.67%	15.75%	B	37																														
2025/01/20	1.838	No Trade	No Trade	61.73%	50	Research	85	99	Research Defon Sell	9.53%	16.35%	B	37																														
2025/01/21	1.840	No Trade	No Trade	62.37%	50	Research	85	99	Research Defon Sell	9.63%	17.17%	B	35																														
2025/01/22	1.862	No Trade	No Trade	70.36%	50	Research	85	100	Research Defon Sell	10.86%	17.18%	A	37																														
2025/01/23	1.898	No Trade	No Trade	83.87%	50	Research	85	100	Research Defon Sell	12.95%	19.84%	A	39																														
2025/01/24	1.894	No Trade	No Trade	82.21%	50	Research	85	100	Research Defon Sell	12.69%	18.07%	A	41																														
2025/01/27	1.907	No Trade	No Trade	86.11%	60	Research	85	100	Research Defon Sell	13.29%	18.47%	A	42																														
2025/01/28	1.945	No Trade	No Trade	100.00%	60	Research	85	100	Research Defon Sell	15.49%	19.66%	A	43																														
2025/01/29	1.944	No Trade	No Trade	99.51%	60	Research	85	100	Research Defon Sell	15.42%	19.93%	A	44																														
2025/01/30	1.908	No Trade	No Trade	85.48%	60	Research	85	98	Research Defon Sell	13.24%	16.34%	B	44																														
2025/01/31	1.934	No Trade	No Trade	95.16%	60	Research	85	99	Research Defon Sell	14.74%	16.12%	A	44																														
2025/02/03	1.963	No Trade	No Trade	100.00%	60	Research	85	100	Research Defon Sell	16.27%	15.45%	A	44																														
2025/02/04	2.002	No Trade	No Trade	100.00%	60	Research	85	100	Research Defon Sell	18.56%	18.24%	A	44																														
2025/02/05	1.979	No Trade	No Trade	92.51%	60	Research	85	99	Research Defon Sell	17.17%	15.67%	B	44																														
2025/02/06	1.932	No Trade	No Trade	77.22%	50	Research	85	97	Research Defon Sell	14.33%	13.34%	C	42																														
2025/02/07	1.900	Sell_Panda_ST	No Trade	66.54%	30	Research	85	0	Absolutely no Trade	12.35%	11.40%	C	38																														
2025/02/10	1.997	No Trade	No Trade	96.67%	60	Research	85	100	Research Defon Sell	17.94%	16.41%	A	32																														
2025/02/11	1.960	No Trade	No Trade	84.79%	50	Research	85	98	Research Defon Sell	15.73%	19.47%	B	28																														
2025/02/12	1.946	No Trade	No Trade	79.99%	50	Research	85	97	Research Defon Sell	14.84%	17.56%	B	24																														
2025/02/13	1.928	Sell_Panda_ST	No Trade	74.01%	75	Research	170	96	Research Defon Sell	13.73%	19.42%	AA	20																														
2025/02/14	1.954	Sell_Panda_ST	No Trade	82.16%	75	Research	170	98	Research Defon Sell	15.25%	20.40%	AA	17																														
2025/02/17	1.954	No Trade	No Trade	81.38%	75	Research	170	98	Research Defon Sell	15.10%	19.26%	AA	13																														
2025/02/18	1.870	No Trade	No Trade	54.44%	50	Research	170	0	Absolutely no Trade	10.10%	13.87%	B	7																														



S  
e  
|  
|

SRE.NYS

Sempra Energy

Utilities

Multi-Utilities

New York

Market Cap : (B)

59 711

Follow the " 3day to 5day waiting period " before entering the trade : understand the Graph, Trend and Variables

PCG.NYS

Pacific Gas & Electric Co.

Utilities

Electric Utilities

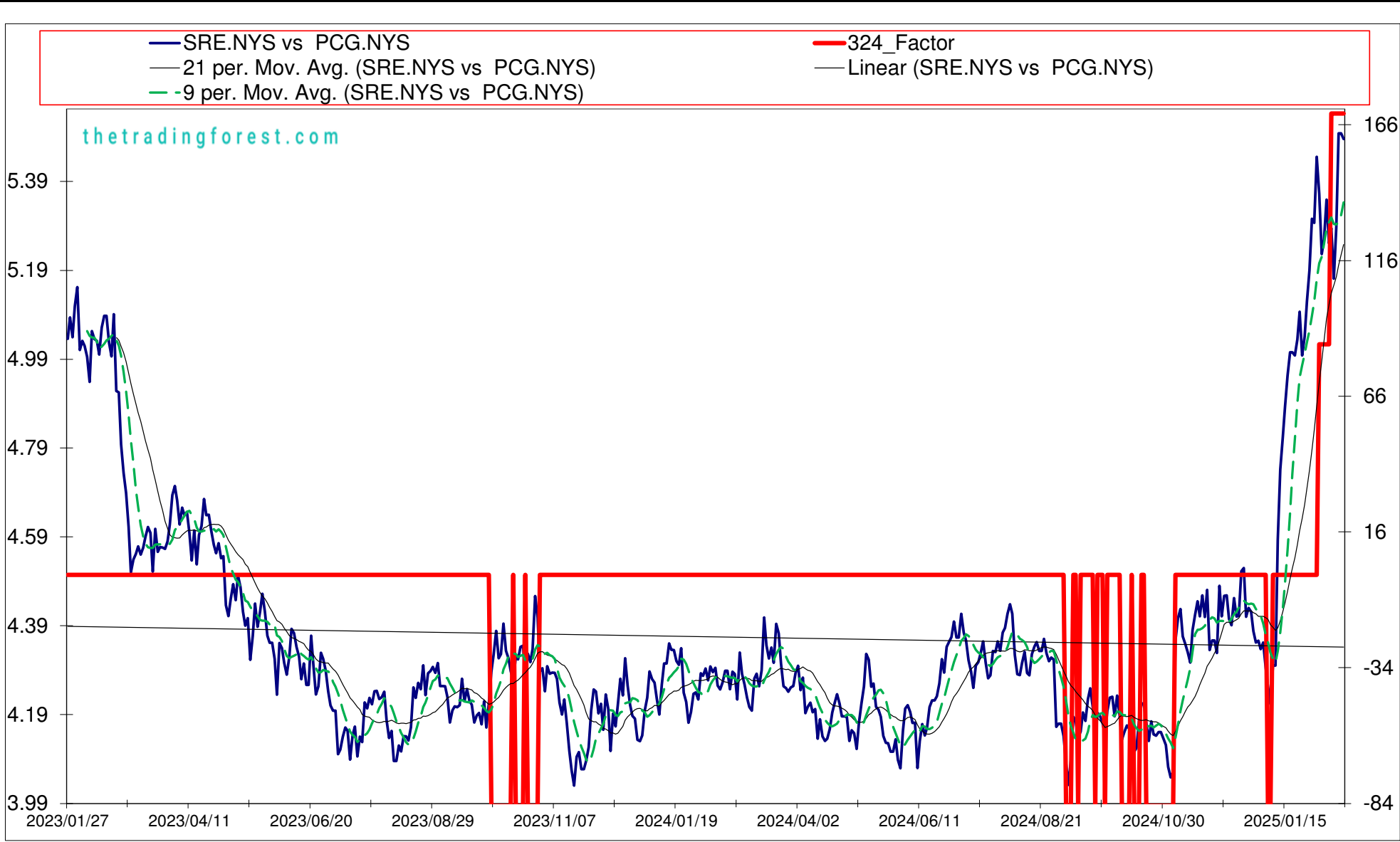
New York

Market Cap : (B)

45 678

Plan your enrty levels. Focus on the process not the outcome. Expect further short-term deviation from the trade signal. "Patience"

-2.402												25.593		-10.657	
Date	Price or Relative Price	Short_Term_ Radar	Medium_ Term_Radar	Caterpillar_ %	Wise_ Owl(Rnk)	324_Factor	Factor_324	Defcon _Index	Defcon _Index_Trade	Margin of Safety	75_Day_Mom	Trade_Rating (Guidance)	Trendsum		
2024/12/18	4.432	No Trade	No Trade	21.79%	0	Absolutely No	0	91	Research Defon Sell	-2.07%	9.87%	C	2		
2024/12/19	4.423	No Trade	No Trade	24.03%	0	Absolutely No	0	91	Research Defon Sell	-2.28%	8.18%	C	4		
2024/12/20	4.380	No Trade	No Trade	34.37%	0	Absolutely No	0	90	Research Defon Sell	-3.26%	4.61%	C	3		
2024/12/23	4.354	No Trade	No Trade	41.11%	0	Absolutely No	0	90	Research Defon Sell	-3.90%	4.24%	C	2		
2024/12/27	4.358	No Trade	No Trade	41.23%	0	Absolutely No	0	90	Research Defon Sell	-3.92%	5.24%	C	0		
2024/12/30	4.339	No Trade	No Trade	46.33%	0	Absolutely No	0	89	Research Defon Sell	-4.40%	4.47%	C	-3		
2025/01/02	4.354	No Trade	No Trade	43.59%	0	Absolutely No	0	90	Research Defon Sell	-4.14%	3.75%	C	-8		
2025/01/03	4.298	No Trade	No Trade	57.00%	0	Absolutely No	0	89	Research Defon Sell	-5.41%	2.86%	C	-13		
2025/01/06	4.255	No Trade	No Trade	67.53%	0	Research	-85	0	Absolutely no Trade	-6.41%	0.67%	C	-17		
2025/01/07	4.216	No Trade	No Trade	76.94%	50	Research	-85	-96	Research Defcon Buy	-7.31%	-0.83%	C	-20		
2025/01/08	4.302	No Trade	No Trade	57.13%	0	Absolutely No	0	89	Research Defon Sell	-5.43%	2.20%	C	-22		
2025/01/09	4.302	No Trade	No Trade	57.38%	0	Absolutely No	0	89	Research Defon Sell	-5.45%	3.86%	C	-22		
2025/01/10	4.585	No Trade	No Trade	7.42%	0	Absolutely No	0	94	Research Defon Sell	0.74%	9.29%	C	-19		
2025/01/13	4.744	No Trade	No Trade	41.29%	0	Absolutely No	0	96	Research Defon Sell	4.14%	13.25%	C	-18		
2025/01/14	4.816	No Trade	No Trade	56.81%	0	Absolutely No	0	96	Research Defon Sell	5.70%	15.40%	C	-15		
2025/01/15	4.886	No Trade	No Trade	71.84%	0	Absolutely No	0	97	Research Defon Sell	7.21%	17.82%	C	-12		
2025/01/16	4.955	No Trade	No Trade	86.78%	30	Absolutely No	0	98	Research Defon Sell	8.71%	17.97%	C	-9		
2025/01/17	5.008	No Trade	No Trade	97.98%	30	Absolutely No	0	98	Research Defon Sell	9.83%	18.38%	C	-4		
2025/01/20	5.008	No Trade	No Trade	97.17%	30	Absolutely No	0	98	Research Defon Sell	9.75%	18.33%	C	1		
2025/01/21	5.001	No Trade	No Trade	95.36%	30	Absolutely No	0	99	Research Defon Sell	9.57%	19.41%	C	5		
2025/01/22	5.036	No Trade	No Trade	100.00%	30	Absolutely No	0	99	Research Defon Sell	10.33%	18.94%	C	9		
2025/01/23	5.099	No Trade	No Trade	100.00%	30	Absolutely No	0	100	Research Defon Sell	11.67%	21.68%	C	12		
2025/01/24	5.001	No Trade	No Trade	81.28%	30	Absolutely No	0	98	Research Defon Sell	9.49%	20.92%	C	15		
2025/01/27	5.043	No Trade	No Trade	88.53%	30	Absolutely No	0	99	Research Defon Sell	10.33%	21.42%	C	16		
2025/01/28	5.122	No Trade	No Trade	100.00%	30	Absolutely No	0	100	Research Defon Sell	12.04%	22.90%	C	17		
2025/01/29	5.192	No Trade	No Trade	100.00%	30	Absolutely No	0	100	Research Defon Sell	13.54%	24.80%	C	19		
2025/01/30	5.308	No Trade	No Trade	100.00%	30	Absolutely No	0	100	Research Defon Sell	16.06%	26.83%	C	21		
2025/01/31	5.299	No Trade	No Trade	98.54%	30	Absolutely No	0	100	Research Defon Sell	15.82%	28.99%	C	24		
2025/02/03	5.448	No Trade	No Trade	100.00%	30	Absolutely No	0	100	Research Defon Sell	18.99%	32.32%	C	28		
2025/02/04	5.364	No Trade	No Trade	90.23%	50	Research	85	98	Research Defon Sell	17.13%	28.44%	B	30		
2025/02/05	5.229	No Trade	No Trade	74.49%	50	Research	85	96	Research Defon Sell	14.14%	24.04%	B	31		
2025/02/06	5.262	No Trade	No Trade	78.12%	50	Research	85	97	Research Defon Sell	14.83%	24.74%	B	31		
2025/02/07	5.351	No Trade	No Trade	88.27%	50	Research	85	98	Research Defon Sell	16.76%	28.22%	B	30		
2025/02/10	5.253	Sell_Panda_ST	No Trade	76.54%	50	Research	85	96	Research Defon Sell	14.53%	27.11%	B	30		
2025/02/11	5.287	Sell_Panda_ST	No Trade	80.30%	90	Research	170	97	Research Defon Sell	15.25%	26.58%	AAA	27		
2025/02/12	5.173	Sell_Panda_ST	No Trade	67.11%	50	Research	170	0	Absolutely no Trade	12.74%	24.74%	B	23		
2025/02/13	5.291	Sell_Panda_ST	No Trade	80.44%	75	Research	170	97	Research Defon Sell	15.27%	27.66%	AA	19		
2025/02/14	5.500	No Trade	No Trade	100.00%	90	Research	170	100	Research Defon Sell	19.81%	32.45%	AAA	17		
2025/02/17	5.500	No Trade	No Trade	99.55%	90	Research	170	100	Research Defon Sell	19.72%	32.46%	AAA	16		
2025/02/18	5.488	No Trade	No Trade	98.02%	90	Research	170	100	Research Defon Sell	19.41%	32.61%	AAA	15		



Date	9 day	9 vs 21 day	33 day
2024/12/30	Sell_9day	Buy 9 vs 21	Sell 33_Day
2025/01/02	Sell_9day	Sell 9 vs 21	Sell 33_Day
2025/01/03	Sell_9day	Sell 9 vs 21	Sell 33_Day
2025/01/06	Sell_9day	Sell 9 vs 21	Sell 33_Day
2025/01/07	Sell_9day	Sell 9 vs 21	Sell 33_Day
2025/01/08	Sell_9day	Sell 9 vs 21	Sell 33_Day
2025/01/09	Sell_9day	Sell 9 vs 21	Sell 33_Day
2025/01/10	Buy_9day	Sell 9 vs 21	Buy 33_Day
2025/01/13	Buy_9day	Sell 9 vs 21	Buy 33_Day
2025/01/14	Buy_9day	Buy 9 vs 21	Buy 33_Day
2025/01/15	Buy_9day	Buy 9 vs 21	Buy 33_Day
2025/01/16	Buy_9day	Buy 9 vs 21	Buy 33_Day
2025/01/17	Buy_9day	Buy 9 vs 21	Buy 33_Day
2025/01/20	Buy_9day	Buy 9 vs 21	Buy 33_Day
2025/01/21	Buy_9day	Buy 9 vs 21	Buy 33_Day
2025/01/22	Buy_9day	Buy 9 vs 21	Buy 33_Day
2025/01/23	Buy_9day	Buy 9 vs 21	Buy 33_Day
2025/01/24	Buy_9day	Buy 9 vs 21	Buy 33_Day
2025/01/27	Buy_9day	Buy 9 vs 21	Buy 33_Day
2025/01/28	Buy_9day	Buy 9 vs 21	Buy 33_Day
2025/01/29	Buy_9day	Buy 9 vs 21	Buy 33_Day
2025/01/30	Buy_9day	Buy 9 vs 21	Buy 33_Day
2025/01/31	Buy_9day	Buy 9 vs 21	Buy 33_Day
2025/02/03	Buy_9day	Buy 9 vs 21	Buy 33_Day
2025/02/04	Buy_9day	Buy 9 vs 21	Buy 33_Day
2025/02/05	Buy_9day	Buy 9 vs 21	Buy 33_Day
2025/02/06	Buy_9day	Buy 9 vs 21	Buy 33_Day
2025/02/07	Buy_9day	Buy 9 vs 21	Buy 33_Day
2025/02/10	Sell_9day	Buy 9 vs 21	Buy 33_Day
2025/02/11	Sell_9day	Buy 9 vs 21	Buy 33_Day
2025/02/12	Sell_9day	Buy 9 vs 21	Buy 33_Day
2025/02/13	Sell_9day	Buy 9 vs 21	Buy 33_Day
2025/02/14	Buy_9day	Buy 9 vs 21	Buy 33_Day
2025/02/17	Buy_9day	Buy 9 vs 21	Buy 33_Day
2025/02/18	Buy_9day	Buy 9 vs 21	Buy 33_Day

Strategy Universe

Pairs\_NYSE\_Utilities

Ascendant guidance

Trade

Strategy\_Open Date

2025/02/14

Caterpillar Guidance

Trade

SRE.NYS

21 per. Mov. Avg. (SRE.NYS)

Linear (SRE.NYS)

PCG.NYS

21 per. Mov. Avg. (PCG.NYS)

Linear (PCG.NYS)

(+) : Mom Days

30

(-) : Mom Days

0

Guided : Factor

9 vs 21 day

324\_Buy Guidance

0.0%

324\_Sell Guidance

99.8%

Mom\_75 (days)

32.6%

9 vs 21 day

1.81%

Price vs 9 day

2.67%



S  
e  
l  
l

CVX.NYS

Chevron Corporation

Energy

Oil, Gas & Consumable Fuels

New York

Market Cap : (B)

291 776

Follow the " 3day to 5day waiting period " before entering the trade : understand the Graph, Trend and Variables

XOM.NYS

ExxonMobil

Energy

Oil, Gas & Consumable Fuels

New York

Market Cap : (B)

535 279

Plan your enrty levels. Focus on the process not the outcome. Expect further short-term deviation from the trade signal. "Patience"

-1.968															-19.165															9.738														
Date	Price or Relative Price	Short_Term_ Radar	Medium_ Term_Radar	Caterpillar_ %	Wise_ Owl(Rnk)	324_Factor	Factor_324	Defcon _Index	Defcon _Index_Trade	Margin of Safety	75_Day_Mom	Trade_Rating (Guidance)	Trendsum																															
2024/12/18	1.354	Sell_Panda_ST	Sell_Panda_ST	32.73%	0	Absolutely No	0	88	Research Defon Sell	2.28%	8.72%	C	14																															
2024/12/19	1.338	No Trade	No Trade	15.59%	0	Absolutely No	0	88	Research Defon Sell	1.09%	8.75%	C	9																															
2024/12/20	1.349	No Trade	No Trade	28.33%	0	Absolutely No	0	88	Research Defon Sell	1.98%	10.61%	C	4																															
2024/12/23	1.345	No Trade	No Trade	24.49%	0	Absolutely No	0	88	Research Defon Sell	1.71%	7.83%	C	0																															
2024/12/27	1.352	No Trade	No Trade	33.64%	0	Absolutely No	0	89	Research Defon Sell	2.35%	7.62%	C	-4																															
2024/12/30	1.353	No Trade	No Trade	34.94%	0	Absolutely No	0	89	Research Defon Sell	2.44%	8.09%	C	-8																															
2025/01/02	1.367	No Trade	No Trade	51.41%	0	Absolutely No	0	89	Research Defon Sell	3.59%	8.07%	C	-7																															
2025/01/03	1.371	No Trade	No Trade	55.60%	0	Absolutely No	0	90	Research Defon Sell	3.88%	8.73%	C	-5																															
2025/01/06	1.367	No Trade	No Trade	52.18%	0	Absolutely No	0	89	Research Defon Sell	3.64%	8.82%	C	-1																															
2025/01/07	1.376	No Trade	No Trade	61.95%	0	Absolutely No	0	90	Research Defon Sell	4.32%	9.48%	C	3																															
2025/01/08	1.406	No Trade	No Trade	94.89%	50	Research	85	92	Research Defon Sell	6.62%	12.46%	C	6																															
2025/01/09	1.406	No Trade	No Trade	95.19%	50	Research	85	92	Research Defon Sell	6.65%	11.22%	C	9																															
2025/01/10	1.437	No Trade	No Trade	100.00%	50	Research	85	94	Research Defon Sell	9.08%	14.34%	C	11																															
2025/01/13	1.421	No Trade	No Trade	87.36%	50	Research	85	93	Research Defon Sell	7.93%	12.84%	C	12																															
2025/01/14	1.430	No Trade	No Trade	94.75%	50	Research	85	95	Research Defon Sell	8.60%	14.00%	C	13																															
2025/01/15	1.420	No Trade	No Trade	86.51%	50	Research	85	95	Research Defon Sell	7.85%	12.80%	C	14																															
2025/01/16	1.432	No Trade	No Trade	96.66%	50	Research	85	96	Research Defon Sell	8.78%	13.98%	C	12																															
2025/01/17	1.438	No Trade	No Trade	100.00%	50	Research	85	96	Research Defon Sell	9.24%	14.43%	C	14																															
2025/01/20	1.438	No Trade	No Trade	100.00%	50	Research	85	96	Research Defon Sell	9.31%	15.17%	B	17																															
2025/01/21	1.420	No Trade	No Trade	85.51%	50	Research	85	95	Research Defon Sell	7.96%	14.28%	C	19																															
2025/01/22	1.428	Sell_Panda_ST	No Trade	92.63%	50	Research	85	96	Research Defon Sell	8.62%	15.73%	B	18																															
2025/01/23	1.416	Sell_Panda_ST	No Trade	83.32%	50	Research	85	95	Research Defon Sell	7.75%	17.29%	B	14																															
2025/01/24	1.432	No Trade	No Trade	96.71%	50	Research	85	96	Research Defon Sell	9.00%	18.84%	B	9																															
2025/01/27	1.427	No Trade	No Trade	93.07%	50	Research	85	96	Research Defon Sell	8.66%	17.09%	B	5																															
2025/01/28	1.446	No Trade	No Trade	100.00%	50	Research	85	97	Research Defon Sell	10.11%	17.96%	B	5																															
2025/01/29	1.433	No Trade	No Trade	90.29%	50	Research	85	96	Research Defon Sell	9.13%	17.13%	B	7																															
2025/01/30	1.427	No Trade	No Trade	85.96%	50	Research	85	95	Research Defon Sell	8.69%	16.46%	B	8																															
2025/01/31	1.397	No Trade	No Trade	63.44%	30	Research	85	93	Research Defon Sell	6.41%	14.17%	C	6																															
2025/02/03	1.395	No Trade	No Trade	62.56%	50	Research	170	93	Research Defon Sell	6.32%	13.61%	B	4																															
2025/02/04	1.393	No Trade	No Trade	61.92%	50	Research	170	93	Research Defon Sell	6.26%	13.04%	B	2																															
2025/02/05	1.392	No Trade	No Trade	61.32%	50	Research	170	93	Research Defon Sell	6.20%	10.83%	B	0																															
2025/02/06	1.401	No Trade	No Trade	67.99%	50	Research	170	94	Research Defon Sell	6.87%	11.52%	B	-1																															
2025/02/07	1.402	No Trade	No Trade	68.72%	50	Research	170	94	Research Defon Sell	6.95%	11.55%	B	-4																															
2025/02/10	1.404	No Trade	No Trade	70.94%	50	Research	170	94	Research Defon Sell	7.17%	12.26%	B	-8																															
2025/02/11	1.410	No Trade	No Trade	75.79%	60	Research	170	94	Research Defon Sell	7.66%	12.68%	B	-12																															
2025/02/12	1.443	No Trade	No Trade	100.00%	75	Research	170	97	Research Defon Sell	10.21%	14.70%	AA	-9																															
2025/02/13	1.442	No Trade	No Trade	99.20%	75	Research	170	96	Research Defon Sell	10.13%	14.22%	AA	-5																															
2025/02/14	1.435	No Trade	No Trade	94.58%	75	Research	170	96	Research Defon Sell	9.65%	13.35%	AA	-2																															
2025/02/17	1.435	No Trade	No Trade	95.22%	75	Research	170	96	Research Defon Sell	9.72%	13.33%	AA	1																															
2025/02/18	1.418	No Trade	No Trade	82.46%	60	Research	170	95	Research Defon Sell	8.42%	11.75%	B	0																															



S  
e  
|  
|

EQIX.NAS

Equinix

Real Estate

Specialized REITs

New York

Market Cap : (B)

90 349

PSA.NYS

Public Storage

Real Estate

Specialized REITs

New York

Market Cap : (B)

59 113

Follow the " 3day to 5day waiting period " before entering the trade : understand the Graph, Trend and Variables

Plan your enrty levels. Focus on the process not the outcome. Expect further short-term deviation from the trade signal. "Patience"

-1.529															-5.218															3.414														
Date	Price or Relative Price	Short_Term_ Radar	Medium_ Term_Radar	Caterpillar_ %	Wise_ Owl(Rnk)	324_Factor	Factor_324	Defcon _Index	Defcon _Index_Trade	Margin of Safety	75_Day_Mom	Trade_Rating (Guidance)	Trendsum																															
2024/12/18	3.089	No Trade	No Trade	81.52%	50	Research	85	97	Research Defon Sell	11.03%	28.26%	B	39																															
2024/12/19	3.185	No Trade	No Trade	100.00%	60	Research	85	100	Research Defon Sell	14.49%	34.59%	A	40																															
2024/12/20	3.117	No Trade	No Trade	83.05%	50	Research	85	97	Research Defon Sell	12.03%	31.70%	B	41																															
2024/12/23	3.144	No Trade	No Trade	90.02%	60	Research	85	98	Research Defon Sell	13.04%	30.58%	B	43																															
2024/12/27	3.162	No Trade	No Trade	94.62%	60	Research	85	99	Research Defon Sell	13.71%	30.98%	B	44																															
2024/12/30	3.164	No Trade	No Trade	95.17%	60	Research	85	99	Research Defon Sell	13.79%	30.78%	B	42																															
2025/01/02	3.184	No Trade	No Trade	100.00%	60	Research	85	99	Research Defon Sell	14.52%	31.20%	A	41																															
2025/01/03	3.195	No Trade	No Trade	100.00%	60	Research	85	100	Research Defon Sell	14.93%	32.31%	A	42																															
2025/01/06	3.178	No Trade	No Trade	95.87%	60	Research	85	99	Research Defon Sell	14.32%	31.45%	A	42																															
2025/01/07	3.152	No Trade	No Trade	89.88%	60	Research	85	98	Research Defon Sell	13.42%	32.08%	B	40																															
2025/01/08	3.219	No Trade	No Trade	100.00%	60	Research	85	100	Research Defon Sell	15.81%	32.53%	A	39																															
2025/01/09	3.219	No Trade	No Trade	100.00%	60	Research	85	100	Research Defon Sell	15.82%	32.73%	A	38																															
2025/01/10	3.114	No Trade	No Trade	76.12%	50	Research	85	97	Research Defon Sell	12.04%	28.87%	B	35																															
2025/01/13	3.100	Sell_Panda_ST	Sell_Panda_ST	73.04%	50	Research	85	96	Research Defon Sell	11.56%	26.42%	B	32																															
2025/01/14	3.097	Sell_Panda_ST	Sell_Panda_ST	72.48%	75	Research	170	96	Research Defon Sell	11.47%	25.13%	AA	27																															
2025/01/15	3.098	Sell_Panda_ST	Sell_Panda_ST	72.79%	75	Research	170	96	Research Defon Sell	11.51%	25.66%	AA	21																															
2025/01/16	3.090	Sell_Panda_ST	Sell_Panda_ST	70.94%	75	Research	170	96	Research Defon Sell	11.22%	24.85%	AA	15																															
2025/01/17	3.092	No Trade	No Trade	71.54%	60	Research	170	96	Research Defon Sell	11.32%	26.77%	A	9																															
2025/01/20	3.092	No Trade	No Trade	71.65%	60	Research	170	96	Research Defon Sell	11.34%	26.10%	A	5																															
2025/01/21	3.144	No Trade	No Trade	83.49%	75	Research	170	98	Research Defon Sell	13.21%	26.01%	AA	2																															
2025/01/22	3.182	No Trade	No Trade	92.15%	75	Research	170	99	Research Defon Sell	14.58%	28.20%	AA	2																															
2025/01/23	3.227	No Trade	No Trade	100.00%	75	Research	170	100	Research Defon Sell	16.19%	27.11%	AA	5																															
2025/01/24	3.220	No Trade	No Trade	98.50%	75	Research	170	100	Research Defon Sell	15.95%	28.32%	AA	7																															
2025/01/27	3.027	No Trade	No Trade	55.77%	0	Research	85	0	Absolutely no Trade	9.03%	20.73%	C	5																															
2025/01/28	3.048	No Trade	No Trade	60.46%	0	Research	85	0	Absolutely no Trade	9.79%	20.98%	C	3																															
2025/01/29	3.086	No Trade	No Trade	68.99%	50	Research	85	96	Research Defon Sell	11.17%	21.28%	B	-1																															
2025/01/30	3.094	No Trade	No Trade	70.66%	50	Research	85	96	Research Defon Sell	11.44%	21.70%	B	-4																															
2025/01/31	3.061	No Trade	No Trade	63.40%	0	Research	85	0	Absolutely no Trade	10.27%	21.49%	C	-5																															
2025/02/03	3.092	No Trade	No Trade	70.42%	50	Research	85	96	Research Defon Sell	11.40%	21.50%	B	-7																															
2025/02/04	3.115	No Trade	No Trade	75.49%	50	Research	85	97	Research Defon Sell	12.22%	23.02%	B	-8																															
2025/02/05	3.099	No Trade	No Trade	72.12%	50	Research	85	96	Research Defon Sell	11.68%	20.44%	B	-7																															
2025/02/06	3.098	No Trade	No Trade	71.84%	50	Research	85	96	Research Defon Sell	11.63%	19.61%	B	-5																															
2025/02/07	3.084	No Trade	No Trade	68.76%	50	Research	85	96	Research Defon Sell	11.13%	16.31%	B	-3																															
2025/02/10	3.106	No Trade	No Trade	73.82%	50	Research	85	96	Research Defon Sell	11.95%	18.44%	B	-3																															
2025/02/11	3.090	No Trade	No Trade	70.32%	50	Research	85	96	Research Defon Sell	11.39%	17.83%	B	-2																															
2025/02/12	3.116	No Trade	No Trade	76.09%	50	Research	85	97	Research Defon Sell	12.32%	17.73%	B	0																															
2025/02/13	3.064	No Trade	No Trade	64.50%	0	Research	85	0	Absolutely no Trade	10.44%	12.71%	C	-3																															
2025/02/14	3.139	No Trade	No Trade	81.28%	50	Research	85	97	Research Defon Sell	13.16%	15.79%	B	-4																															
2025/02/17	3.139	No Trade	No Trade	81.39%	50	Research	85	97	Research Defon Sell	13.18%	14.79%	C	-4																															
2025/02/18	3.138	No Trade	No Trade	81.09%	50	Research	85	97	Research Defon Sell	13.13%	15.77%	B	-4																															



Date	9 day	9 vs 21 day	33 day
2024/12/30	Buy_9day	Buy 9 vs 21	Buy 33_Day
2025/01/02	Buy_9day	Buy 9 vs 21	Buy 33_Day
2025/01/03	Buy_9day	Buy 9 vs 21	Buy 33_Day
2025/01/06	Buy_9day	Buy 9 vs 21	Buy 33_Day
2025/01/07	Sell_9day	Buy 9 vs 21	Buy 33_Day
2025/01/08	Buy_9day	Buy 9 vs 21	Buy 33_Day
2025/01/09	Buy_9day	Buy 9 vs 21	Buy 33_Day
2025/01/10	Sell_9day	Buy 9 vs 21	Buy 33_Day
2025/01/13	Sell_9day	Buy 9 vs 21	Buy 33_Day
2025/01/14	Sell_9day	Buy 9 vs 21	Buy 33_Day
2025/01/15	Sell_9day	Buy 9 vs 21	Buy 33_Day
2025/01/16	Sell_9day	Buy 9 vs 21	Buy 33_Day
2025/01/17	Sell_9day	Buy 9 vs 21	Buy 33_Day
2025/01/20	Sell_9day	Sell 9 vs 21	Buy 33_Day
2025/01/21	Buy_9day	Sell 9 vs 21	Buy 33_Day
2025/01/22	Buy_9day	Sell 9 vs 21	Buy 33_Day
2025/01/23	Buy_9day	Sell 9 vs 21	Buy 33_Day
2025/01/24	Buy_9day	Sell 9 vs 21	Buy 33_Day
2025/01/27	Sell_9day	Sell 9 vs 21	Sell 33_Day
2025/01/28	Sell_9day	Sell 9 vs 21	Sell 33_Day
2025/01/29	Sell_9day	Sell 9 vs 21	Sell 33_Day
2025/01/30	Sell_9day	Sell 9 vs 21	Sell 33_Day
2025/01/31	Sell_9day	Sell 9 vs 21	Sell 33_Day
2025/02/03	Sell_9day	Sell 9 vs 21	Sell 33_Day
2025/02/04	Buy_9day	Sell 9 vs 21	Sell 33_Day
2025/02/05	Buy_9day	Sell 9 vs 21	Sell 33_Day
2025/02/06	Buy_9day	Sell 9 vs 21	Sell 33_Day
2025/02/07	Sell_9day	Sell 9 vs 21	Sell 33_Day
2025/02/10	Buy_9day	Sell 9 vs 21	Sell 33_Day
2025/02/11	Sell_9day	Sell 9 vs 21	Sell 33_Day
2025/02/12	Buy_9day	Sell 9 vs 21	Sell 33_Day
2025/02/13	Sell_9day	Sell 9 vs 21	Sell 33_Day
2025/02/14	Buy_9day	Sell 9 vs 21	Buy 33_Day
2025/02/17	Buy_9day	Sell 9 vs 21	Buy 33_Day
2025/02/18	Buy_9day	Sell 9 vs 21	Buy 33_Day

Strategy Universe

Pairs\_NYSE\_Real Estate

Ascendant guidance

Trade

Strategy\_Open Date

2025/02/14

Caterpillar Guidance

Trade

EQIX.NAS

21 per. Mov. Avg. (EQIX.NAS)

Linear (EQIX.NAS)

PSA.NYS

21 per. Mov. Avg. (PSA.NYS)

Linear (PSA.NYS)

(+) : Mom Days

64

(-) : Mom Days

0

Guided : Factor

33 day

324\_Buy Guidance

0.0%

324\_Sell Guidance

97.2%

Mom\_75 (days)

15.8%

9 vs 21 day

-0.15%

Price vs 9 day

0.94%



S  
e  
|  
|

WLTW.NAS

Willis Towers Watson

Financial

Insurance Brokers

New York

Market Cap : (B)

31 668

HIG.NYS

Hartford Financial Services Group

Financial

Insurance

New York

Market Cap : (B)

34 996

Plan your enrty levels. Focus on the process not the outcome. Expect further short-term deviation from the trade signal. "Patience"

-2.023															-26.114													12.906												
Date	Price or Relative Price	Short_Term_ Radar	Medium_ Term_Radar	Caterpillar_ %	Wise_ Owl(Rnk)	324_Factor	Factor_324	Defcon _Index	Defcon _Index_Trade	Margin of Safety	75_Day_Mom	Trade_Rating (Guidance)	Trendsum																											
2024/12/18	2.873	No Trade	No Trade	73.82%	30	Research	85	89	Research Defon Sell	10.02%	12.57%	C	7																											
2024/12/19	2.905	No Trade	No Trade	83.13%	50	Research	85	90	Research Defon Sell	11.28%	14.25%	C	12																											
2024/12/20	2.901	No Trade	No Trade	82.23%	50	Research	85	90	Research Defon Sell	11.16%	15.22%	C	18																											
2024/12/23	2.865	No Trade	No Trade	72.80%	50	Research	85	89	Research Defon Sell	9.88%	14.79%	C	22																											
2024/12/27	2.873	No Trade	No Trade	75.75%	50	Research	85	89	Research Defon Sell	10.28%	13.74%	C	23																											
2024/12/30	2.867	No Trade	No Trade	74.69%	50	Research	85	89	Research Defon Sell	10.14%	13.99%	C	21																											
2025/01/02	2.836	Sell_Panda_ST	No Trade	66.74%	30	Research	85	88	Research Defon Sell	9.06%	12.55%	C	19																											
2025/01/03	2.822	Sell_Panda_ST	No Trade	62.98%	30	Research	85	88	Research Defon Sell	8.55%	11.97%	C	15																											
2025/01/06	2.822	No Trade	No Trade	63.54%	30	Research	85	88	Research Defon Sell	8.62%	12.78%	C	11																											
2025/01/07	2.834	No Trade	No Trade	67.25%	30	Research	85	88	Research Defon Sell	9.13%	13.08%	C	8																											
2025/01/08	2.871	No Trade	No Trade	77.88%	30	Research	85	89	Research Defon Sell	10.57%	15.26%	C	6																											
2025/01/09	2.871	No Trade	No Trade	78.10%	30	Research	85	89	Research Defon Sell	10.60%	15.82%	C	4																											
2025/01/10	2.943	No Trade	No Trade	98.87%	50	Research	85	91	Research Defon Sell	13.42%	18.39%	C	6																											
2025/01/13	2.896	No Trade	No Trade	86.05%	50	Research	85	90	Research Defon Sell	11.68%	16.63%	C	9																											
2025/01/14	2.864	No Trade	No Trade	77.05%	30	Research	85	89	Research Defon Sell	10.46%	15.01%	C	9																											
2025/01/15	2.817	No Trade	No Trade	64.08%	30	Research	85	87	Research Defon Sell	8.70%	12.74%	C	7																											
2025/01/16	2.864	No Trade	No Trade	77.63%	30	Research	85	89	Research Defon Sell	10.54%	14.15%	C	3																											
2025/01/17	2.865	No Trade	No Trade	78.04%	50	Research	170	89	Research Defon Sell	10.59%	14.39%	B	-1																											
2025/01/20	2.865	No Trade	No Trade	78.70%	50	Research	170	89	Research Defon Sell	10.68%	12.42%	B	-3																											
2025/01/21	2.880	No Trade	No Trade	83.16%	50	Research	170	89	Research Defon Sell	11.29%	14.62%	B	-5																											
2025/01/22	2.874	No Trade	No Trade	81.89%	50	Research	170	89	Research Defon Sell	11.12%	15.40%	B	-5																											
2025/01/23	2.877	No Trade	No Trade	82.77%	50	Research	170	89	Research Defon Sell	11.23%	16.86%	B	-7																											
2025/01/24	2.891	No Trade	No Trade	87.19%	60	Research	170	90	Research Defon Sell	11.83%	14.90%	B	-4																											
2025/01/27	2.879	No Trade	No Trade	84.35%	50	Research	170	89	Research Defon Sell	11.45%	13.64%	B	0																											
2025/01/28	2.875	No Trade	No Trade	83.34%	50	Research	170	89	Research Defon Sell	11.31%	12.17%	B	3																											
2025/01/29	2.859	No Trade	No Trade	79.13%	50	Research	170	89	Research Defon Sell	10.74%	14.59%	B	3																											
2025/01/30	2.887	No Trade	No Trade	87.14%	60	Research	170	90	Research Defon Sell	11.83%	16.81%	B	1																											
2025/01/31	2.954	No Trade	No Trade	100.00%	60	Research	170	92	Research Defon Sell	14.48%	19.62%	B	-1																											
2025/02/03	2.945	No Trade	No Trade	97.99%	60	Research	170	91	Research Defon Sell	14.19%	19.94%	B	-3																											
2025/02/04	2.861	No Trade	No Trade	75.74%	50	Research	170	89	Research Defon Sell	10.97%	17.47%	B	-6																											
2025/02/05	2.822	No Trade	No Trade	65.69%	50	Research	170	87	Research Defon Sell	9.51%	18.59%	B	-7																											
2025/02/06	2.881	No Trade	No Trade	81.54%	50	Research	170	89	Research Defon Sell	11.81%	21.18%	B	-10																											
2025/02/07	2.870	No Trade	No Trade	78.83%	60	Research	170	89	Research Defon Sell	11.42%	19.47%	B	-12																											
2025/02/10	2.904	No Trade	No Trade	88.71%	75	Research	170	90	Research Defon Sell	12.85%	19.53%	A	-11																											
2025/02/11	2.865	No Trade	No Trade	78.23%	50	Research	170	89	Research Defon Sell	11.33%	17.61%	B	-9																											
2025/02/12	2.868	No Trade	No Trade	79.45%	50	Research	170	89	Research Defon Sell	11.51%	18.93%	B	-8																											
2025/02/13	2.870	No Trade	No Trade	80.19%	50	Research	170	89	Research Defon Sell	11.61%	10.94%	B	-8																											
2025/02/14	2.861	No Trade	No Trade	77.95%	60	Research	170	89	Research Defon Sell	11.29%	11.06%	B	-11																											
2025/02/17	2.861	No Trade	No Trade	78.57%	60	Research	170	89	Research Defon Sell	11.38%	9.82%	C	-14																											
2025/02/18	2.856	No Trade	No Trade	77.50%	60	Research	170	89	Research Defon Sell	11.23%	9.69%	C	-18																											



S  
e  
|  
|

WTW.NAS

Willis Towers Watson

Financial

Insurance

New York

Market Cap : (B)

31 668

Follow the " 3day to 5day waiting period " before entering the trade : understand the Graph, Trend and Variables

HIG.NYS

Hartford Financial Services Group

Financial

Insurance

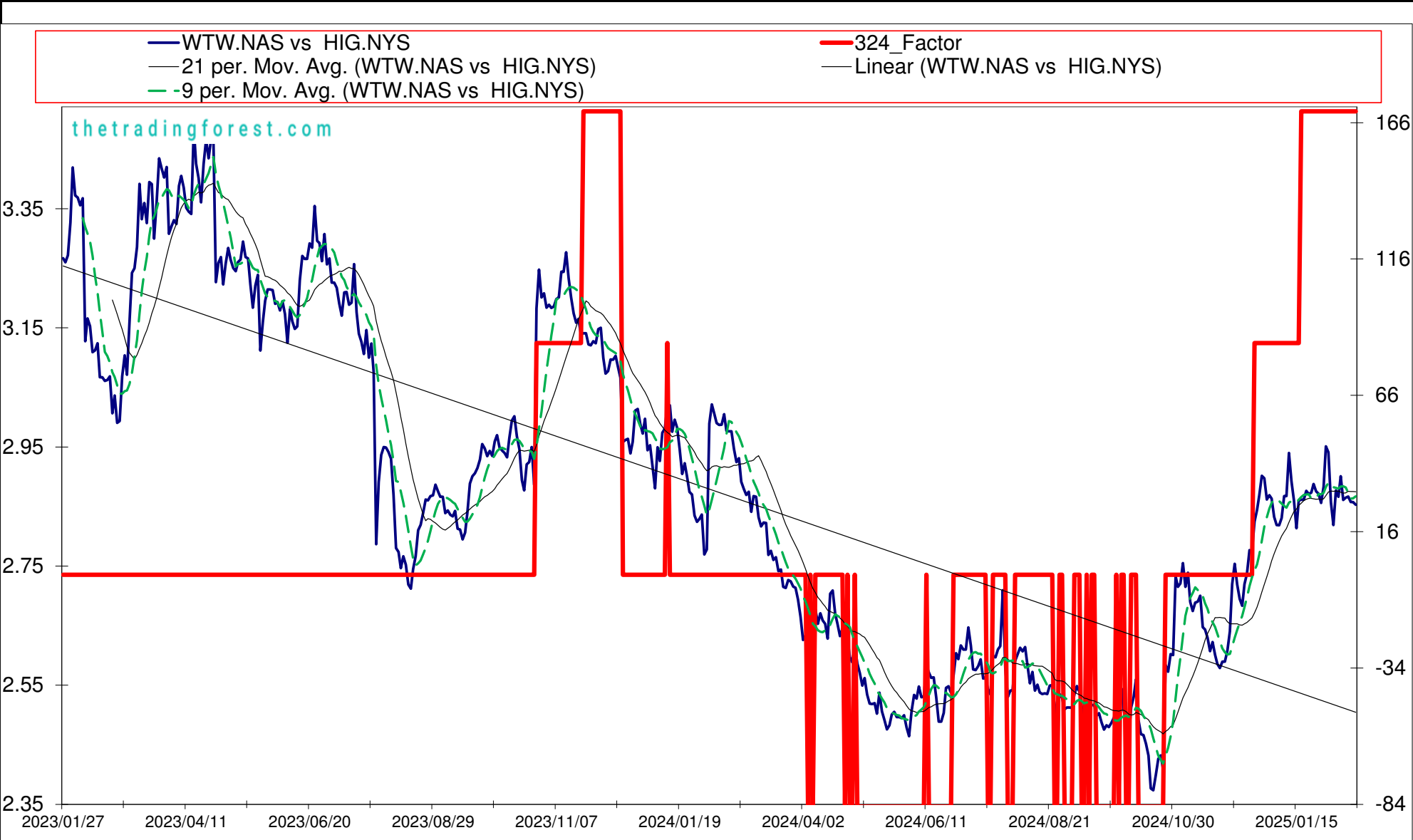
New York

Market Cap : (B)

34 996

Plan your enrty levels. Focus on the process not the outcome. Expect further short-term deviation from the trade signal. "Patience"

-2.023															-26.114															12.906														
Date	Price or Relative Price	Short_Term_ Radar	Medium_ Term_Radar	Caterpillar_ %	Wise_ Owl(Rnk)	324_Factor	Factor_324	Defcon _Index	Defcon _Index_Trade	Margin of Safety	75_Day_Mom	Trade_Rating (Guidance)	Trendsum																															
2024/12/18	2.873	No Trade	No Trade	73.82%	30	Research	85	89	Research Defon Sell	10.02%	12.57%	C	7																															
2024/12/19	2.905	No Trade	No Trade	83.13%	50	Research	85	90	Research Defon Sell	11.28%	14.25%	C	12																															
2024/12/20	2.901	No Trade	No Trade	82.23%	50	Research	85	90	Research Defon Sell	11.16%	15.22%	C	18																															
2024/12/23	2.865	No Trade	No Trade	72.80%	50	Research	85	89	Research Defon Sell	9.88%	14.79%	C	22																															
2024/12/27	2.873	No Trade	No Trade	75.75%	50	Research	85	89	Research Defon Sell	10.28%	13.74%	C	23																															
2024/12/30	2.867	No Trade	No Trade	74.69%	50	Research	85	89	Research Defon Sell	10.14%	13.99%	C	21																															
2025/01/02	2.836	Sell_Panda_ST	No Trade	66.74%	30	Research	85	88	Research Defon Sell	9.06%	12.55%	C	19																															
2025/01/03	2.822	Sell_Panda_ST	No Trade	62.98%	30	Research	85	88	Research Defon Sell	8.55%	11.97%	C	15																															
2025/01/06	2.822	No Trade	No Trade	63.54%	30	Research	85	88	Research Defon Sell	8.62%	12.78%	C	11																															
2025/01/07	2.834	No Trade	No Trade	67.25%	30	Research	85	88	Research Defon Sell	9.13%	13.08%	C	8																															
2025/01/08	2.871	No Trade	No Trade	77.88%	30	Research	85	89	Research Defon Sell	10.57%	15.26%	C	6																															
2025/01/09	2.871	No Trade	No Trade	78.10%	30	Research	85	89	Research Defon Sell	10.60%	15.82%	C	4																															
2025/01/10	2.943	No Trade	No Trade	98.87%	50	Research	85	91	Research Defon Sell	13.42%	18.39%	C	6																															
2025/01/13	2.896	No Trade	No Trade	86.05%	50	Research	85	90	Research Defon Sell	11.68%	16.63%	C	9																															
2025/01/14	2.864	No Trade	No Trade	77.05%	30	Research	85	89	Research Defon Sell	10.46%	15.01%	C	9																															
2025/01/15	2.817	No Trade	No Trade	64.08%	30	Research	85	87	Research Defon Sell	8.70%	12.74%	C	7																															
2025/01/16	2.864	No Trade	No Trade	77.63%	30	Research	85	89	Research Defon Sell	10.54%	14.15%	C	3																															
2025/01/17	2.865	No Trade	No Trade	78.04%	50	Research	170	89	Research Defon Sell	10.59%	14.39%	B	-1																															
2025/01/20	2.865	No Trade	No Trade	78.70%	50	Research	170	89	Research Defon Sell	10.68%	12.42%	B	-3																															
2025/01/21	2.880	No Trade	No Trade	83.16%	50	Research	170	89	Research Defon Sell	11.29%	14.62%	B	-5																															
2025/01/22	2.874	No Trade	No Trade	81.89%	50	Research	170	89	Research Defon Sell	11.12%	15.40%	B	-5																															
2025/01/23	2.877	No Trade	No Trade	82.77%	50	Research	170	89	Research Defon Sell	11.23%	16.86%	B	-7																															
2025/01/24	2.891	No Trade	No Trade	87.19%	60	Research	170	90	Research Defon Sell	11.83%	14.90%	B	-4																															
2025/01/27	2.879	No Trade	No Trade	84.35%	50	Research	170	89	Research Defon Sell	11.45%	13.64%	B	0																															
2025/01/28	2.875	No Trade	No Trade	83.34%	50	Research	170	89	Research Defon Sell	11.31%	12.17%	B	3																															
2025/01/29	2.859	No Trade	No Trade	79.13%	50	Research	170	89	Research Defon Sell	10.74%	14.59%	B	3																															
2025/01/30	2.887	No Trade	No Trade	87.14%	60	Research	170	90	Research Defon Sell	11.83%	16.81%	B	1																															
2025/01/31	2.954	No Trade	No Trade	100.00%	60	Research	170	92	Research Defon Sell	14.48%	19.62%	B	-1																															
2025/02/03	2.945	No Trade	No Trade	97.99%	60	Research	170	91	Research Defon Sell	14.19%	19.94%	B	-3																															
2025/02/04	2.861	No Trade	No Trade	75.74%	50	Research	170	89	Research Defon Sell	10.97%	17.47%	B	-6																															
2025/02/05	2.822	No Trade	No Trade	65.69%	50	Research	170	87	Research Defon Sell	9.51%	18.59%	B	-7																															
2025/02/06	2.881	No Trade	No Trade	81.54%	50	Research	170	89	Research Defon Sell	11.81%	21.18%	B	-10																															
2025/02/07	2.870	No Trade	No Trade	78.83%	60	Research	170	89	Research Defon Sell	11.42%	19.47%	B	-12																															
2025/02/10	2.904	No Trade	No Trade	88.71%	75	Research	170	90	Research Defon Sell	12.85%	19.53%	A	-11																															
2025/02/11	2.865	No Trade	No Trade	78.23%	50	Research	170	89	Research Defon Sell	11.33%	17.61%	B	-9																															
2025/02/12	2.868	No Trade	No Trade	79.45%	50	Research	170	89	Research Defon Sell	11.51%	18.93%	B	-8																															
2025/02/13	2.870	No Trade	No Trade	80.19%	50	Research	170	89	Research Defon Sell	11.61%	10.94%	B	-8																															
2025/02/14	2.861	No Trade	No Trade	77.95%	60	Research	170	89	Research Defon Sell	11.29%	11.06%	B	-11																															
2025/02/17	2.861	No Trade	No Trade	78.57%	60	Research	170	89	Research Defon Sell	11.38%	9.82%	C	-14																															
2025/02/18	2.856	No Trade	No Trade	77.50%	60	Research	170	89	Research Defon Sell	11.23%	9.69%	C	-18																															



Date	9 day	9 vs 21 day	33 day
2024/12/30	Buy_9day	Buy 9 vs 21	Buy 33_Day
2025/01/02	Sell_9day	Buy 9 vs 21	Buy 33_Day
2025/01/03	Sell_9day	Buy 9 vs 21	Buy 33_Day
2025/01/06	Sell_9day	Buy 9 vs 21	Buy 33_Day
2025/01/07	Sell_9day	Buy 9 vs 21	Buy 33_Day
2025/01/08	Buy_9day	Buy 9 vs 21	Buy 33_Day
2025/01/09	Buy_9day	Buy 9 vs 21	Buy 33_Day
2025/01/10	Buy_9day	Buy 9 vs 21	Buy 33_Day
2025/01/13	Buy_9day	Buy 9 vs 21	Buy 33_Day
2025/01/14	Buy_9day	Buy 9 vs 21	Buy 33_Day
2025/01/15	Sell_9day	Buy 9 vs 21	Buy 33_Day
2025/01/16	Sell_9day	Buy 9 vs 21	Buy 33_Day
2025/01/17	Sell_9day	Buy 9 vs 21	Buy 33_Day
2025/01/20	Sell_9day	Buy 9 vs 21	Buy 33_Day
2025/01/21	Buy_9day	Buy 9 vs 21	Buy 33_Day
2025/01/22	Buy_9day	Buy 9 vs 21	Buy 33_Day
2025/01/23	Buy_9day	Sell 9 vs 21	Buy 33_Day
2025/01/24	Buy_9day	Sell 9 vs 21	Buy 33_Day
2025/01/27	Buy_9day	Buy 9 vs 21	Buy 33_Day
2025/01/28	Buy_9day	Buy 9 vs 21	Buy 33_Day
2025/01/29	Sell_9day	Buy 9 vs 21	Buy 33_Day
2025/01/30	Buy_9day	Buy 9 vs 21	Buy 33_Day
2025/01/31	Buy_9day	Buy 9 vs 21	Buy 33_Day
2025/02/03	Buy_9day	Buy 9 vs 21	Buy 33_Day
2025/02/04	Sell_9day	Buy 9 vs 21	Sell 33_Day
2025/02/05	Sell_9day	Buy 9 vs 21	Sell 33_Day
2025/02/06	Sell_9day	Buy 9 vs 21	Buy 33_Day
2025/02/07	Sell_9day	Buy 9 vs 21	Sell 33_Day
2025/02/10	Buy_9day	Buy 9 vs 21	Buy 33_Day
2025/02/11	Sell_9day	Buy 9 vs 21	Sell 33_Day
2025/02/12	Sell_9day	Buy 9 vs 21	Sell 33_Day
2025/02/13	Sell_9day	Sell 9 vs 21	Sell 33_Day
2025/02/14	Sell_9day	Sell 9 vs 21	Sell 33_Day
2025/02/17	Sell_9day	Sell 9 vs 21	Sell 33_Day
2025/02/18	Sell_9day	Sell 9 vs 21	Sell 33_Day

Strategy Universe	Pairs_NYSE_Insurance	Ascendant guidance	Trade	Strategy_Open Date	2025/02/14	Caterpillar Guidance	Trade
						(+) : Mom Days	78
						(-) : Mom Days	0
						Guided : Factor	66 day
						324_Buy Guidance	0.0%
						324_Sell Guidance	81.8%
						Mom_75 (days)	9.7%
						9 vs 21 day	-0.26%
						Price vs 9 day	-0.50%



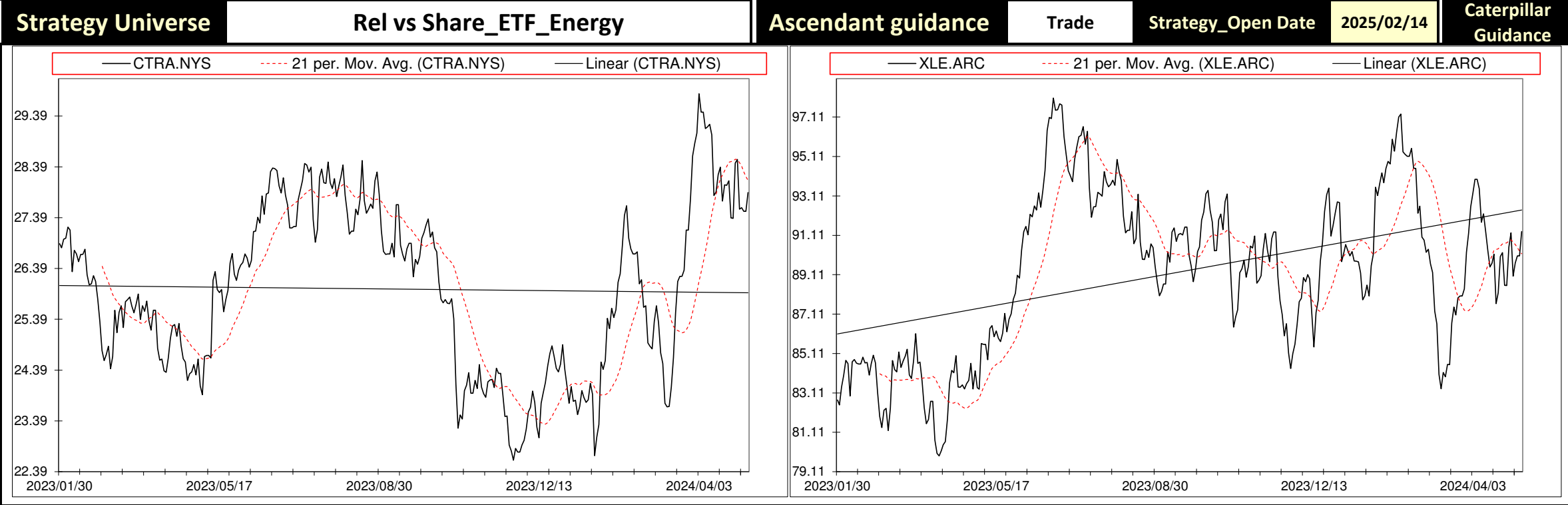
**Follow the " 3day to 5day waiting period " before entering the trade : understand the Graph, Trend and Variables**

**Plan your entry levels. Focus on the process not the outcome. Expect further short-term deviation from the trade signal. "Patience"**

-1.943															-17.854															9.189														
Date	Price or Relative Price	Short_Term_ Radar	Medium_ Term_Radar	Caterpillar_ %	Wise_ Owl(Rnk)	324_Factor	Factor_324	Defcon _Index	Defcon _Index_Trade	Margin of Safety	75_Day_Mom	Trade_Rating (Guidance)	Trendsum																															
2024/12/18	0.282	No Trade	No Trade	1.97%	0	Absolutely No	0	90	Research Defon Sell	-0.19%	4.73%	C	-2																															
2024/12/19	0.284	No Trade	No Trade	4.93%	0	Absolutely No	0	90	Research Defon Sell	0.40%	6.61%	C	-2																															
2024/12/20	0.281	No Trade	No Trade	5.33%	0	Absolutely No	0	89	Research Defon Sell	-0.52%	6.93%	C	-2																															
2024/12/23	0.287	No Trade	No Trade	16.92%	0	Absolutely No	0	91	Research Defon Sell	1.39%	7.90%	C	1																															
2024/12/27	0.291	No Trade	No Trade	38.18%	0	Absolutely No	0	92	Research Defon Sell	3.13%	7.57%	C	1																															
2024/12/30	0.302	No Trade	No Trade	83.97%	50	Research	85	95	Research Defon Sell	6.88%	12.77%	C	1																															
2025/01/02	0.302	No Trade	No Trade	83.80%	50	Research	85	95	Research Defon Sell	6.86%	13.33%	C	1																															
2025/01/03	0.300	No Trade	No Trade	76.89%	50	Research	85	94	Research Defon Sell	6.30%	13.31%	C	3																															
2025/01/06	0.301	No Trade	No Trade	83.52%	50	Research	85	95	Research Defon Sell	6.84%	14.91%	C	5																															
2025/01/07	0.300	No Trade	No Trade	76.75%	50	Research	85	94	Research Defon Sell	6.29%	13.44%	C	5																															
2025/01/08	0.308	No Trade	No Trade	100.00%	50	Research	85	97	Research Defon Sell	9.38%	16.41%	B	6																															
2025/01/09	0.308	No Trade	No Trade	100.00%	50	Research	85	97	Research Defon Sell	9.40%	15.70%	B	8																															
2025/01/10	0.314	No Trade	No Trade	100.00%	50	Research	85	98	Research Defon Sell	11.46%	16.76%	B	11																															
2025/01/13	0.317	No Trade	No Trade	100.00%	50	Research	85	98	Research Defon Sell	12.52%	18.61%	B	12																															
2025/01/14	0.316	No Trade	No Trade	98.37%	50	Research	85	98	Research Defon Sell	12.32%	18.50%	B	14																															
2025/01/15	0.314	No Trade	No Trade	91.57%	50	Research	85	97	Research Defon Sell	11.47%	16.33%	B	16																															
2025/01/16	0.320	No Trade	No Trade	100.00%	50	Research	85	99	Research Defon Sell	13.62%	17.50%	B	19																															
2025/01/17	0.314	No Trade	No Trade	83.76%	50	Research	85	97	Research Defon Sell	11.41%	14.98%	C	22																															
2025/01/20	0.314	No Trade	No Trade	84.18%	50	Research	85	97	Research Defon Sell	11.46%	16.63%	B	24																															
2025/01/21	0.312	Sell_Panda_ST	No Trade	79.59%	50	Research	85	96	Research Defon Sell	10.84%	15.56%	B	26																															
2025/01/22	0.318	No Trade	No Trade	95.66%	50	Research	85	98	Research Defon Sell	13.03%	18.74%	B	23																															
2025/01/23	0.317	No Trade	No Trade	93.44%	50	Research	85	98	Research Defon Sell	12.72%	18.78%	B	20																															
2025/01/24	0.318	No Trade	No Trade	95.65%	50	Research	85	98	Research Defon Sell	13.02%	20.52%	B	16																															
2025/01/27	0.308	No Trade	No Trade	70.40%	50	Research	85	95	Research Defon Sell	9.59%	14.81%	C	10																															
2025/01/28	0.312	No Trade	No Trade	80.31%	75	Research	170	96	Research Defon Sell	10.94%	17.24%	AA	6																															
2025/01/29	0.315	No Trade	No Trade	88.55%	75	Research	170	97	Research Defon Sell	12.06%	18.48%	AA	2																															
2025/01/30	0.315	No Trade	No Trade	88.84%	75	Research	170	97	Research Defon Sell	12.10%	17.41%	AA	-1																															
2025/01/31	0.316	No Trade	No Trade	92.67%	75	Research	170	98	Research Defon Sell	12.62%	20.21%	AA	-2																															
2025/02/03	0.318	No Trade	No Trade	97.43%	75	Research	170	98	Research Defon Sell	13.27%	18.50%	AA	1																															
2025/02/04	0.311	No Trade	No Trade	80.19%	75	Research	170	96	Research Defon Sell	10.92%	18.29%	AA	3																															
2025/02/05	0.312	No Trade	No Trade	81.22%	75	Research	170	96	Research Defon Sell	11.06%	17.36%	AA	3																															
2025/02/06	0.309	No Trade	No Trade	75.08%	75	Research	170	95	Research Defon Sell	10.22%	17.48%	AA	3																															
2025/02/07	0.309	No Trade	No Trade	75.02%	75	Research	170	95	Research Defon Sell	10.22%	17.00%	AA	-1																															
2025/02/10	0.315	No Trade	No Trade	89.53%	75	Research	170	97	Research Defon Sell	12.19%	20.74%	AA	-4																															
2025/02/11	0.313	No Trade	No Trade	85.09%	75	Research	170	97	Research Defon Sell	11.59%	18.63%	AA	-6																															
2025/02/12	0.310	No Trade	No Trade	76.65%	75	Research	170	96	Research Defon Sell	10.44%	15.86%	AA	-8																															
2025/02/13	0.308	No Trade	No Trade	71.61%	60	Research	170	95	Research Defon Sell	9.75%	15.76%	B	-12																															
2025/02/14	0.306	No Trade	No Trade	66.49%	60	Research	170	94	Research Defon Sell	9.05%	14.71%	B	-16																															
2025/02/17	0.306	No Trade	No Trade	66.90%	60	Research	170	94	Research Defon Sell	9.11%	12.72%	B	-18																															
2025/02/18	0.305	No Trade	No Trade	66.88%	60	Research	170	94	Research Defon Sell	9.11%	11.46%	B	-20																															



Date	9 day	9 vs 21 day	33 day
2024/12/30	Buy_9day	Buy 9 vs 21	Buy 33_Day
2025/01/02	Buy_9day	Buy 9 vs 21	Buy 33_Day
2025/01/03	Buy_9day	Buy 9 vs 21	Buy 33_Day
2025/01/06	Buy_9day	Buy 9 vs 21	Buy 33_Day
2025/01/07	Buy_9day	Buy 9 vs 21	Buy 33_Day
2025/01/08	Buy_9day	Buy 9 vs 21	Buy 33_Day
2025/01/09	Buy_9day	Buy 9 vs 21	Buy 33_Day
2025/01/10	Buy_9day	Buy 9 vs 21	Buy 33_Day
2025/01/13	Buy_9day	Buy 9 vs 21	Buy 33_Day
2025/01/14	Buy_9day	Buy 9 vs 21	Buy 33_Day
2025/01/15	Buy_9day	Buy 9 vs 21	Buy 33_Day
2025/01/16	Buy_9day	Buy 9 vs 21	Buy 33_Day
2025/01/17	Buy_9day	Buy 9 vs 21	Buy 33_Day
2025/01/20	Sell_9day	Buy 9 vs 21	Buy 33_Day
2025/01/21	Sell_9day	Buy 9 vs 21	Buy 33_Day
2025/01/22	Buy_9day	Buy 9 vs 21	Buy 33_Day
2025/01/23	Buy_9day	Buy 9 vs 21	Buy 33_Day
2025/01/24	Buy_9day	Buy 9 vs 21	Buy 33_Day
2025/01/27	Sell_9day	Buy 9 vs 21	Buy 33_Day
2025/01/28	Sell_9day	Buy 9 vs 21	Buy 33_Day
2025/01/29	Buy_9day	Buy 9 vs 21	Buy 33_Day
2025/01/30	Buy_9day	Buy 9 vs 21	Buy 33_Day
2025/01/31	Buy_9day	Buy 9 vs 21	Buy 33_Day
2025/02/03	Buy_9day	Buy 9 vs 21	Buy 33_Day
2025/02/04	Sell_9day	Buy 9 vs 21	Buy 33_Day
2025/02/05	Sell_9day	Sell 9 vs 21	Buy 33_Day
2025/02/06	Sell_9day	Sell 9 vs 21	Buy 33_Day
2025/02/07	Sell_9day	Sell 9 vs 21	Buy 33_Day
2025/02/10	Buy_9day	Sell 9 vs 21	Buy 33_Day
2025/02/11	Sell_9day	Sell 9 vs 21	Buy 33_Day
2025/02/12	Sell_9day	Sell 9 vs 21	Sell 33_Day
2025/02/13	Sell_9day	Sell 9 vs 21	Sell 33_Day
2025/02/14	Sell_9day	Sell 9 vs 21	Sell 33_Day
2025/02/17	Sell_9day	Sell 9 vs 21	Sell 33_Day
2025/02/18	Sell_9day	Sell 9 vs 21	Sell 33_Day



Caterpillar Guidance	Trade
(+) : Mom Days	63
(-) : Mom Days	0
Guided : Factor	33 day
324_Buy Guidance	0.0%
324_Sell Guidance	93.3%
Mom_75 (days)	11.5%
9 vs 21 day	-1.00%
Price vs 9 day	-1.08%

S  
e  
l  
l

EVRG.NAS

Energy Inc.

Utilities

Electric Utilities

New York

Market Cap : (B)

14 778

Follow the " 3day to 5day waiting period " before entering the trade : understand the Graph, Trend and Variables

XLU.ARC

SPDR Select Sector Fund - Utilities

Utilities

ETF\_NYSE\_Price

NYSE

Market Cap : (B)

17 343

Plan your enrty levels. Focus on the process not the outcome. Expect further short-term deviation from the trade signal. "Patience"

-1.657															-6.687															4.035														
Date	Price or Relative Price	Short_Term_ Radar	Medium_ Term_Radar	Caterpillar_ %	Wise_ Owl(Rnk)	324_Factor	Factor_324	Defcon _Index	Defcon _Index_Trade	Margin of Safety	75_Day_Mom	Trade_Rating (Guidance)	Trendsum																															
2024/12/18	0.808	No Trade	No Trade	43.79%	0	Absolutely No	0	93	Research Defon Sell	2.88%	2.47%	C	4																															
2024/12/19	0.805	No Trade	No Trade	37.61%	0	Absolutely No	0	93	Research Defon Sell	2.48%	2.20%	C	6																															
2024/12/20	0.804	No Trade	No Trade	36.05%	0	Absolutely No	0	93	Research Defon Sell	2.37%	1.97%	C	8																															
2024/12/23	0.806	No Trade	No Trade	41.14%	0	Absolutely No	0	93	Research Defon Sell	2.71%	2.83%	C	10																															
2024/12/27	0.811	No Trade	No Trade	50.83%	0	Absolutely No	0	94	Research Defon Sell	3.35%	4.32%	C	12																															
2024/12/30	0.812	No Trade	No Trade	53.18%	0	Absolutely No	0	94	Research Defon Sell	3.50%	4.20%	C	15																															
2025/01/02	0.808	No Trade	No Trade	46.03%	0	Absolutely No	0	93	Research Defon Sell	3.03%	3.95%	C	20																															
2025/01/03	0.799	No Trade	No Trade	27.42%	0	Absolutely No	0	92	Research Defon Sell	1.80%	1.91%	C	20																															
2025/01/06	0.791	Sell_Panda_ST	Sell_Panda_ST	12.66%	0	Absolutely No	0	91	Research Defon Sell	0.83%	1.00%	C	20																															
2025/01/07	0.796	Sell_Panda_ST	Sell_Panda_ST	23.47%	0	Absolutely No	0	92	Research Defon Sell	1.54%	1.53%	C	16																															
2025/01/08	0.801	Sell_Panda_ST	No Trade	33.42%	0	Absolutely No	0	93	Research Defon Sell	2.20%	2.38%	C	12																															
2025/01/09	0.801	No Trade	No Trade	33.52%	0	Absolutely No	0	93	Research Defon Sell	2.21%	4.09%	C	11																															
2025/01/10	0.793	No Trade	No Trade	16.57%	0	Absolutely No	0	92	Research Defon Sell	1.09%	2.68%	C	9																															
2025/01/13	0.812	No Trade	No Trade	54.96%	0	Absolutely No	0	94	Research Defon Sell	3.62%	4.97%	C	11																															
2025/01/14	0.809	No Trade	No Trade	52.98%	0	Absolutely No	0	93	Research Defon Sell	3.19%	5.02%	C	13																															
2025/01/15	0.803	No Trade	No Trade	42.28%	0	Absolutely No	0	93	Research Defon Sell	2.49%	3.95%	C	14																															
2025/01/16	0.799	No Trade	No Trade	34.00%	0	Absolutely No	0	92	Research Defon Sell	2.00%	3.78%	C	17																															
2025/01/17	0.801	Sell_Panda_ST	Sell_Panda_ST	38.04%	0	Absolutely No	0	93	Research Defon Sell	2.23%	4.36%	C	15																															
2025/01/20	0.801	Sell_Panda_ST	Sell_Panda_ST	38.39%	0	Absolutely No	0	93	Research Defon Sell	2.25%	5.83%	C	13																															
2025/01/21	0.795	No Trade	No Trade	24.95%	0	Absolutely No	0	92	Research Defon Sell	1.46%	5.69%	C	11																															
2025/01/22	0.803	No Trade	No Trade	42.14%	0	Absolutely No	0	93	Research Defon Sell	2.47%	7.58%	C	8																															
2025/01/23	0.801	No Trade	No Trade	39.31%	0	Absolutely No	0	93	Research Defon Sell	2.31%	8.01%	C	4																															
2025/01/24	0.799	No Trade	No Trade	34.47%	0	Absolutely No	0	92	Research Defon Sell	2.02%	6.53%	C	1																															
2025/01/27	0.827	No Trade	No Trade	95.90%	0	Absolutely No	0	95	Research Defon Sell	5.63%	9.83%	C	1																															
2025/01/28	0.825	No Trade	No Trade	92.19%	0	Absolutely No	0	95	Research Defon Sell	5.41%	9.19%	C	4																															
2025/01/29	0.821	No Trade	No Trade	83.18%	0	Absolutely No	0	94	Research Defon Sell	4.88%	9.24%	C	6																															
2025/01/30	0.820	No Trade	No Trade	80.97%	0	Absolutely No	0	94	Research Defon Sell	4.75%	9.53%	C	9																															
2025/01/31	0.824	No Trade	No Trade	89.40%	0	Absolutely No	0	94	Research Defon Sell	5.25%	10.70%	C	9																															
2025/02/03	0.828	No Trade	No Trade	99.60%	0	Absolutely No	0	95	Research Defon Sell	5.85%	10.68%	C	10																															
2025/02/04	0.829	No Trade	No Trade	100.00%	0	Absolutely No	0	95	Research Defon Sell	5.87%	11.40%	C	11																															
2025/02/05	0.829	No Trade	No Trade	100.00%	0	Absolutely No	0	95	Research Defon Sell	5.90%	11.11%	C	12																															
2025/02/06	0.837	No Trade	No Trade	100.00%	50	Research	85	95	Research Defon Sell	6.93%	12.20%	C	13																															
2025/02/07	0.835	No Trade	No Trade	95.95%	50	Research	85	95	Research Defon Sell	6.65%	11.31%	C	15																															
2025/02/10	0.833	No Trade	No Trade	93.48%	50	Research	85	95	Research Defon Sell	6.48%	10.16%	C	17																															
2025/02/11	0.834	No Trade	No Trade	95.60%	50	Research	85	95	Research Defon Sell	6.63%	10.55%	C	20																															
2025/02/12	0.838	No Trade	No Trade	100.00%	50	Research	85	96	Research Defon Sell	7.16%	10.95%	C	23																															
2025/02/13	0.842	No Trade	No Trade	100.00%	50	Research	85	96	Research Defon Sell	7.66%	11.39%	C	29																															
2025/02/14	0.843	No Trade	No Trade	100.00%	60	Research	85	96	Research Defon Sell	7.75%	11.97%	C	34																															
2025/02/17	0.843	No Trade	No Trade	100.00%	60	Research	85	96	Research Defon Sell	7.77%	11.52%	C	35																															
2025/02/18	0.840	No Trade	No Trade	95.69%	60	Research	85	96	Research Defon Sell	7.44%	10.62%	C	34																															



Date	9 day	9 vs 21 day	33 day
2024/12/30	Buy_9day	Buy 9 vs 21	Buy 33_Day
2025/01/02	Buy_9day	Buy 9 vs 21	Buy 33_Day
2025/01/03	Sell_9day	Buy 9 vs 21	Buy 33_Day
2025/01/06	Sell_9day	Buy 9 vs 21	Sell 33_Day
2025/01/07	Sell_9day	Buy 9 vs 21	Buy 33_Day
2025/01/08	Sell_9day	Buy 9 vs 21	Buy 33_Day
2025/01/09	Sell_9day	Buy 9 vs 21	Buy 33_Day
2025/01/10	Sell_9day	Buy 9 vs 21	Sell 33_Day
2025/01/13	Buy_9day	Sell 9 vs 21	Buy 33_Day
2025/01/14	Buy_9day	Sell 9 vs 21	Buy 33_Day
2025/01/15	Buy_9day	Sell 9 vs 21	Buy 33_Day
2025/01/16	Sell_9day	Sell 9 vs 21	Buy 33_Day
2025/01/17	Sell_9day	Sell 9 vs 21	Buy 33_Day
2025/01/20	Sell_9day	Sell 9 vs 21	Buy 33_Day
2025/01/21	Sell_9day	Sell 9 vs 21	Sell 33_Day
2025/01/22	Buy_9day	Sell 9 vs 21	Buy 33_Day
2025/01/23	Sell_9day	Buy 9 vs 21	Buy 33_Day
2025/01/24	Sell_9day	Sell 9 vs 21	Sell 33_Day
2025/01/27	Buy_9day	Buy 9 vs 21	Buy 33_Day
2025/01/28	Buy_9day	Buy 9 vs 21	Buy 33_Day
2025/01/29	Buy_9day	Buy 9 vs 21	Buy 33_Day
2025/01/30	Buy_9day	Buy 9 vs 21	Buy 33_Day
2025/01/31	Buy_9day	Buy 9 vs 21	Buy 33_Day
2025/02/03	Buy_9day	Buy 9 vs 21	Buy 33_Day
2025/02/04	Buy_9day	Buy 9 vs 21	Buy 33_Day
2025/02/05	Buy_9day	Buy 9 vs 21	Buy 33_Day
2025/02/06	Buy_9day	Buy 9 vs 21	Buy 33_Day
2025/02/07	Buy_9day	Buy 9 vs 21	Buy 33_Day
2025/02/10	Buy_9day	Buy 9 vs 21	Buy 33_Day
2025/02/11	Buy_9day	Buy 9 vs 21	Buy 33_Day
2025/02/12	Buy_9day	Buy 9 vs 21	Buy 33_Day
2025/02/13	Buy_9day	Buy 9 vs 21	Buy 33_Day
2025/02/14	Buy_9day	Buy 9 vs 21	Buy 33_Day
2025/02/17	Buy_9day	Buy 9 vs 21	Buy 33_Day
2025/02/18	Buy_9day	Buy 9 vs 21	Buy 33_Day

Strategy Universe

Rel vs Share\_ETF\_Utilities

Ascendant guidance

Trade

Strategy\_Open Date

2025/02/14

Caterpillar Guidance

Trade

EVRG.NAS

21 per. Mov. Avg. (EVRG.NAS)

Linear (EVRG.NAS)

XLU.ARC

21 per. Mov. Avg. (XLU.ARC)

Linear (XLU.ARC)

(+) : Mom Days

71

(-) : Mom Days

0

Guided : Factor

66 day

324\_Buy Guidance

0.0%

324\_Sell Guidance

92.2%

Mom\_75 (days)

10.6%

9 vs 21 day

1.48%

Price vs 9 day

0.21%



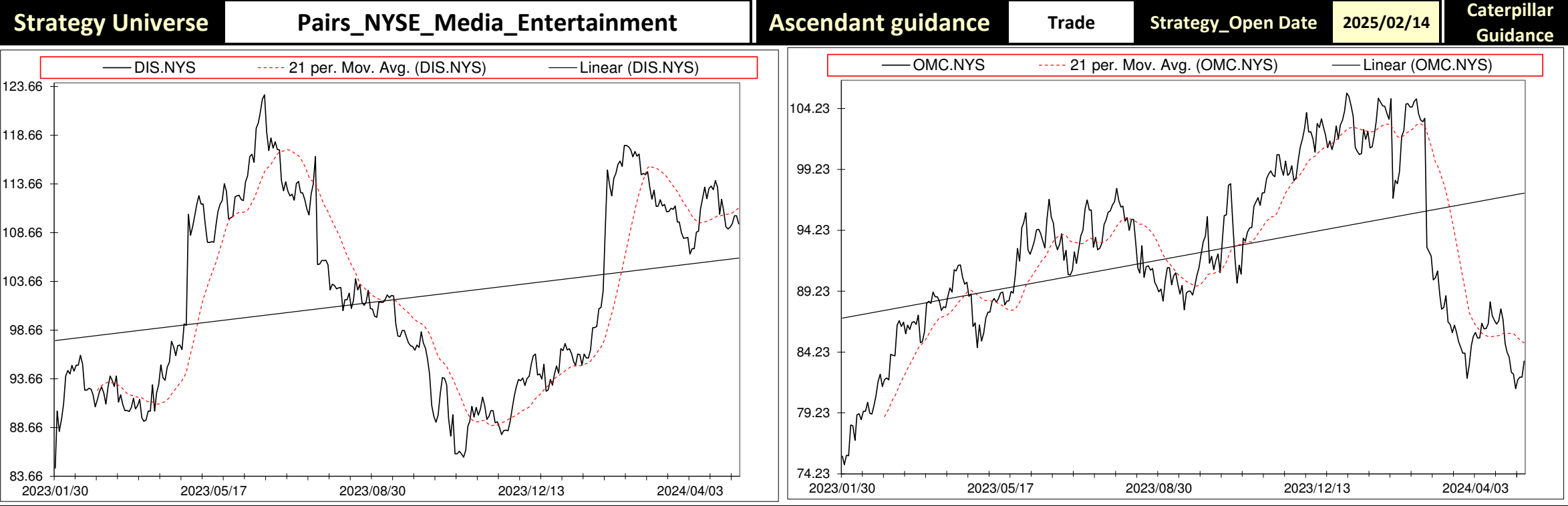
**Follow the " 3day to 5day waiting period " before entering the trade : understand the Graph, Trend and Variables**

**Plan your entry levels. Focus on the process not the outcome. Expect further short-term deviation from the trade signal. "Patience"**

-1.226														-2.666		2.175	
Date	Price or Relative Price	Short_Term_ Radar	Medium_ Term_Radar	Caterpillar_ %	Wise_ Owl(Rnk)	324_Factor	Factor_324	Defcon _Index	Defcon _Index_Trade	Margin of Safety	75_Day_Mom	Trade_Rating (Guidance)	Trendsum				
2024/12/18	1.269	No Trade	No Trade	88.89%	50	Research	85	98	Research Defon Sell	14.75%	43.01%	B	19				
2024/12/19	1.267	No Trade	No Trade	87.93%	50	Research	85	98	Research Defon Sell	14.59%	42.28%	B	17				
2024/12/20	1.261	No Trade	No Trade	84.46%	50	Research	85	97	Research Defon Sell	14.01%	41.15%	B	14				
2024/12/23	1.285	No Trade	No Trade	97.68%	50	Research	85	99	Research Defon Sell	16.21%	44.67%	A	16				
2024/12/27	1.290	No Trade	No Trade	100.00%	50	Research	85	99	Research Defon Sell	16.66%	43.53%	A	16				
2024/12/30	1.291	No Trade	No Trade	100.00%	50	Research	85	99	Research Defon Sell	16.79%	42.48%	A	16				
2025/01/02	1.282	No Trade	No Trade	95.19%	50	Research	85	99	Research Defon Sell	15.98%	41.54%	B	17				
2025/01/03	1.294	No Trade	No Trade	100.00%	50	Research	85	100	Research Defon Sell	17.09%	42.44%	A	19				
2025/01/06	1.305	No Trade	No Trade	100.00%	50	Research	85	100	Research Defon Sell	18.07%	42.96%	A	21				
2025/01/07	1.316	No Trade	No Trade	100.00%	50	Research	85	100	Research Defon Sell	19.09%	44.32%	A	24				
2025/01/08	1.304	No Trade	No Trade	94.47%	50	Research	85	99	Research Defon Sell	18.03%	45.04%	A	27				
2025/01/09	1.304	No Trade	No Trade	94.49%	50	Research	85	99	Research Defon Sell	18.04%	42.35%	A	29				
2025/01/10	1.324	No Trade	No Trade	100.00%	100	Research	170	100	Research Defon Sell	19.79%	45.69%	AAA	31				
2025/01/13	1.300	No Trade	No Trade	88.98%	100	Research	170	98	Research Defon Sell	17.61%	41.12%	AAA	33				
2025/01/14	1.276	Sell_Panda_ST	Sell_Panda_ST	78.00%	90	Research	170	96	Research Defon Sell	15.44%	36.70%	AA	30				
2025/01/15	1.265	Sell_Panda_ST	Sell_Panda_ST	73.29%	75	Research	170	96	Research Defon Sell	14.50%	36.88%	AA	27				
2025/01/16	1.240	Sell_Panda_ST	Sell_Panda_ST	61.85%	50	Research	170	0	Absolutely no Trade	12.24%	32.62%	B	24				
2025/01/17	1.253	Sell_Panda_ST	Sell_Panda_ST	67.92%	50	Research	170	0	Absolutely no Trade	13.44%	34.73%	B	21				
2025/01/20	1.253	Sell_Panda_ST	Sell_Panda_ST	67.97%	50	Research	170	0	Absolutely no Trade	13.45%	36.86%	B	15				
2025/01/21	1.255	No Trade	No Trade	68.85%	50	Research	170	0	Absolutely no Trade	13.63%	36.05%	B	10				
2025/01/22	1.263	No Trade	No Trade	72.51%	60	Research	170	95	Research Defon Sell	14.35%	36.30%	A	7				
2025/01/23	1.289	No Trade	No Trade	84.23%	75	Research	170	97	Research Defon Sell	16.67%	37.56%	AA	6				
2025/01/24	1.296	No Trade	No Trade	87.37%	75	Research	170	98	Research Defon Sell	17.29%	41.45%	AA	7				
2025/01/27	1.283	No Trade	No Trade	81.59%	75	Research	170	97	Research Defon Sell	16.15%	40.74%	AA	9				
2025/01/28	1.286	No Trade	No Trade	82.92%	75	Research	170	97	Research Defon Sell	16.41%	41.20%	AA	10				
2025/01/29	1.304	No Trade	No Trade	91.18%	90	Research	170	98	Research Defon Sell	18.05%	42.63%	AAA	12				
2025/01/30	1.311	No Trade	No Trade	94.46%	90	Research	170	99	Research Defon Sell	18.70%	43.26%	AAA	16				
2025/01/31	1.303	No Trade	No Trade	90.66%	90	Research	170	98	Research Defon Sell	17.94%	41.64%	AAA	20				
2025/02/03	1.299	No Trade	No Trade	89.03%	90	Research	170	98	Research Defon Sell	17.62%	43.41%	AAA	20				
2025/02/04	1.304	No Trade	No Trade	91.24%	90	Research	170	98	Research Defon Sell	18.06%	42.16%	AAA	19				
2025/02/05	1.302	No Trade	No Trade	90.22%	90	Research	170	98	Research Defon Sell	17.86%	41.86%	AAA	16				
2025/02/06	1.331	No Trade	No Trade	100.00%	90	Research	170	100	Research Defon Sell	20.51%	42.93%	AAA	18				
2025/02/07	1.323	No Trade	No Trade	96.55%	90	Research	170	99	Research Defon Sell	19.80%	41.86%	AAA	20				
2025/02/10	1.323	No Trade	No Trade	96.78%	90	Research	170	99	Research Defon Sell	19.85%	38.20%	AAA	22				
2025/02/11	1.323	No Trade	No Trade	96.61%	90	Research	170	99	Research Defon Sell	19.81%	38.45%	AAA	24				
2025/02/12	1.345	No Trade	No Trade	100.00%	90	Research	170	100	Research Defon Sell	21.79%	41.60%	AAA	25				
2025/02/13	1.337	No Trade	No Trade	97.00%	90	Research	170	99	Research Defon Sell	21.13%	41.47%	AAA	25				
2025/02/14	1.343	No Trade	No Trade	99.45%	90	Research	170	100	Research Defon Sell	21.67%	43.13%	AAA	25				
2025/02/17	1.343	No Trade	No Trade	99.50%	90	Research	170	100	Research Defon Sell	21.68%	42.11%	AAA	26				
2025/02/18	1.312	No Trade	No Trade	86.60%	90	Research	170	98	Research Defon Sell	18.87%	41.25%	AAA	23				



Date	9 day	9 vs 21 day	33 day
2024/12/30	Buy_9day	Buy 9 vs 21	Buy 33_Day
2025/01/02	Buy_9day	Buy 9 vs 21	Buy 33_Day
2025/01/03	Buy_9day	Buy 9 vs 21	Buy 33_Day
2025/01/06	Buy_9day	Buy 9 vs 21	Buy 33_Day
2025/01/07	Buy_9day	Buy 9 vs 21	Buy 33_Day
2025/01/08	Buy_9day	Buy 9 vs 21	Buy 33_Day
2025/01/09	Buy_9day	Buy 9 vs 21	Buy 33_Day
2025/01/10	Buy_9day	Buy 9 vs 21	Buy 33_Day
2025/01/13	Sell_9day	Buy 9 vs 21	Buy 33_Day
2025/01/14	Sell_9day	Buy 9 vs 21	Buy 33_Day
2025/01/15	Sell_9day	Buy 9 vs 21	Buy 33_Day
2025/01/16	Sell_9day	Buy 9 vs 21	Buy 33_Day
2025/01/17	Sell_9day	Buy 9 vs 21	Buy 33_Day
2025/01/20	Sell_9day	Sell 9 vs 21	Buy 33_Day
2025/01/21	Sell_9day	Sell 9 vs 21	Buy 33_Day
2025/01/22	Sell_9day	Sell 9 vs 21	Buy 33_Day
2025/01/23	Buy_9day	Sell 9 vs 21	Buy 33_Day
2025/01/24	Buy_9day	Sell 9 vs 21	Buy 33_Day
2025/01/27	Buy_9day	Sell 9 vs 21	Buy 33_Day
2025/01/28	Buy_9day	Sell 9 vs 21	Buy 33_Day
2025/01/29	Buy_9day	Sell 9 vs 21	Buy 33_Day
2025/01/30	Buy_9day	Sell 9 vs 21	Buy 33_Day
2025/01/31	Buy_9day	Buy 9 vs 21	Buy 33_Day
2025/02/03	Buy_9day	Buy 9 vs 21	Buy 33_Day
2025/02/04	Buy_9day	Buy 9 vs 21	Buy 33_Day
2025/02/05	Buy_9day	Buy 9 vs 21	Buy 33_Day
2025/02/06	Buy_9day	Buy 9 vs 21	Buy 33_Day
2025/02/07	Buy_9day	Buy 9 vs 21	Buy 33_Day
2025/02/10	Buy_9day	Buy 9 vs 21	Buy 33_Day
2025/02/11	Buy_9day	Buy 9 vs 21	Buy 33_Day
2025/02/12	Buy_9day	Buy 9 vs 21	Buy 33_Day
2025/02/13	Buy_9day	Buy 9 vs 21	Buy 33_Day
2025/02/14	Buy_9day	Buy 9 vs 21	Buy 33_Day
2025/02/17	Buy_9day	Buy 9 vs 21	Buy 33_Day
2025/02/18	Sell_9day	Buy 9 vs 21	Buy 33_Day



Trade	
(+) : Mom Days	67
(-) : Mom Days	0
Guided : Factor	33 day
324_Buy Guidance	0.0%
324_Sell Guidance	97.6%
Mom_75 (days)	41.2%
9 vs 21 day	1.75%
Price vs 9 day	-1.42%

**Follow the " 3day to 5day waiting period " before entering the trade : understand the Graph, Trend and Variables**

**Plan your entry levels. Focus on the process not the outcome. Expect further short-term deviation from the trade signal. "Patience"**

-39.730														423.408		-10.657	
Date	Price or Relative Price	Short_Term_ Radar	Medium_ Term_Radar	Caterpillar_ %	Wise_ Owl(Rnk)	324_Factor	Factor_324	Defcon _Index	Defcon _Index_Trade	Margin of Safety	75_Day_Mom	Trade_Rating (Guidance)	Trendsum				
2024/12/18	0.214	No Trade	No Trade	95.29%	30	Research	-85	0	Absolutely no Trade	-59.70%	-18.49%	C	23				
2024/12/19	0.216	No Trade	No Trade	94.70%	30	Research	-85	0	Absolutely no Trade	-59.33%	-14.69%	C	24				
2024/12/20	1.092	No Trade	No Trade	52.50%	50	Research	-85	100	Research Defon Sell	105.31%	331.07%	A	25				
2024/12/23	1.108	No Trade	No Trade	53.53%	50	Research	-85	100	Research Defon Sell	107.39%	358.73%	A	27				
2024/12/27	1.106	No Trade	No Trade	52.75%	50	Research	-85	100	Research Defon Sell	105.82%	366.65%	A	30				
2024/12/30	1.143	No Trade	No Trade	58.30%	50	Research	-85	100	Research Defon Sell	111.76%	376.80%	A	33				
2025/01/02	1.151	No Trade	No Trade	59.22%	50	Research	-85	100	Research Defon Sell	112.33%	372.44%	A	37				
2025/01/03	1.166	No Trade	No Trade	61.25%	30	Absolutely No	0	100	Research Defon Sell	114.67%	380.19%	C	41				
2025/01/06	1.144	No Trade	No Trade	58.64%	30	Absolutely No	0	98	Research Defon Sell	109.77%	350.90%	C	43				
2025/01/07	1.148	No Trade	No Trade	58.81%	50	Research	85	98	Research Defon Sell	110.10%	353.78%	B	42				
2025/01/08	1.118	No Trade	No Trade	55.75%	50	Research	85	96	Research Defon Sell	104.36%	334.29%	B	40				
2025/01/09	1.118	Sell_Panda_ST	No Trade	56.31%	50	Research	85	96	Research Defon Sell	104.06%	339.99%	B	36				
2025/01/10	1.087	Sell_Panda_ST	No Trade	55.66%	30	Research	85	0	Absolutely no Trade	98.17%	320.61%	C	31				
2025/01/13	1.111	Sell_Panda_ST	No Trade	58.91%	50	Research	85	95	Research Defon Sell	101.56%	327.53%	B	26				
2025/01/14	1.156	No Trade	No Trade	63.49%	50	Research	85	99	Research Defon Sell	109.46%	360.09%	A	22				
2025/01/15	1.147	No Trade	No Trade	62.35%	50	Research	85	98	Research Defon Sell	107.49%	352.40%	B	19				
2025/01/16	1.146	No Trade	No Trade	62.07%	50	Research	85	98	Research Defon Sell	107.01%	341.59%	B	17				
2025/01/17	1.140	No Trade	No Trade	61.27%	50	Research	85	98	Research Defon Sell	105.64%	360.48%	B	17				
2025/01/20	1.140	No Trade	No Trade	60.75%	50	Research	85	98	Research Defon Sell	104.74%	377.02%	B	14				
2025/01/21	1.086	No Trade	No Trade	55.02%	0	Research	85	0	Absolutely no Trade	94.86%	362.24%	C	10				
2025/01/22	1.092	No Trade	No Trade	55.40%	0	Research	85	0	Absolutely no Trade	95.51%	361.88%	C	6				
2025/01/23	1.114	No Trade	No Trade	61.94%	50	Research	85	96	Research Defon Sell	99.25%	367.21%	B	2				
2025/01/24	1.095	No Trade	No Trade	61.61%	0	Research	85	0	Absolutely no Trade	95.53%	356.51%	C	-1				
2025/01/27	1.108	No Trade	No Trade	63.94%	50	Research	85	95	Research Defon Sell	96.99%	383.35%	B	-5				
2025/01/28	1.094	No Trade	No Trade	62.33%	0	Research	85	0	Absolutely no Trade	94.35%	361.59%	C	-8				
2025/01/29	1.097	No Trade	No Trade	62.40%	0	Research	85	0	Absolutely no Trade	94.45%	360.85%	C	-11				
2025/01/30	1.159	No Trade	No Trade	69.49%	50	Research	85	99	Research Defon Sell	105.19%	393.11%	A	-10				
2025/01/31	1.148	No Trade	No Trade	70.44%	50	Research	85	99	Research Defon Sell	103.04%	390.61%	B	-6				
2025/02/03	1.112	No Trade	No Trade	65.46%	50	Research	85	95	Research Defon Sell	95.74%	377.77%	B	-3				
2025/02/04	1.136	No Trade	No Trade	68.21%	60	Research	170	97	Research Defon Sell	99.76%	388.97%	AA	0				
2025/02/05	1.143	No Trade	No Trade	68.82%	60	Research	170	98	Research Defon Sell	100.65%	387.76%	AA	0				
2025/02/06	1.196	No Trade	No Trade	79.99%	75	Research	170	100	Research Defon Sell	109.75%	396.19%	AA	2				
2025/02/07	1.211	No Trade	No Trade	85.36%	75	Research	170	100	Research Defon Sell	111.94%	408.75%	AA	3				
2025/02/10	1.175	No Trade	No Trade	80.28%	75	Research	170	97	Research Defon Sell	104.92%	391.64%	AA	5				
2025/02/11	1.176	No Trade	No Trade	81.11%	75	Research	170	97	Research Defon Sell	104.78%	394.15%	AA	8				
2025/02/12	1.171	No Trade	No Trade	90.39%	75	Research	170	97	Research Defon Sell	103.66%	370.39%	AA	9				
2025/02/13	1.165	No Trade	No Trade	89.21%	75	Research	170	96	Research Defon Sell	102.30%	358.60%	AA	8				
2025/02/14	1.173	No Trade	No Trade	90.06%	75	Research	170	97	Research Defon Sell	103.27%	349.68%	AA	9				
2025/02/17	1.173	No Trade	No Trade	89.32%	75	Research	170	97	Research Defon Sell	102.43%	355.80%	AA	10				
2025/02/18	1.159	No Trade	No Trade	86.99%	75	Research	170	96	Research Defon Sell	99.76%	349.49%	AA	9				





S  
e  
|  
|

ASML.NAS

ASML Holding

Technology

Semiconductors

New York

Market Cap : (B)

264 461

ANET.NYS

Arista Networks

Technology

Communications Equipment

New York

Market Cap : (B)

128 017

Follow the " 3day to 5day waiting period " before entering the trade : understand the Graph, Trend and Variables

Plan your enrty levels. Focus on the process not the outcome. Expect further short-term deviation from the trade signal. "Patience"

Date	Price or Relative Price	Short_Term_ Radar	Medium_ Term_Radar	Caterpillar_ %	Wise_ Owl(Rnk)	324_Factor	Factor_324	Defcon _Index	Defcon _Index_Trade	Margin of Safety	75_Day_Mom	Trade_Rating (Guidance)	Trendsum
2024/12/18	6.658	No Trade	No Trade	91.07%	30	Absolutely No	0	97	Research Defon Sell	65.40%	174.84%	C	-3
2024/12/19	6.512	No Trade	No Trade	85.83%	30	Absolutely No	0	95	Research Defon Sell	61.64%	171.89%	C	-4
2024/12/20	6.255	No Trade	No Trade	76.77%	0	Absolutely No	0	0	Absolutely no Trade	55.13%	170.94%	C	-6
2024/12/23	6.376	No Trade	No Trade	80.33%	0	Absolutely No	0	0	Absolutely no Trade	57.69%	177.26%	C	-7
2024/12/27	6.313	No Trade	No Trade	77.40%	0	Absolutely No	0	0	Absolutely no Trade	55.58%	170.58%	C	-11
2024/12/30	6.246	No Trade	No Trade	74.53%	0	Absolutely No	0	0	Absolutely no Trade	53.52%	177.40%	C	-14
2025/01/02	6.265	No Trade	No Trade	74.61%	0	Absolutely No	0	0	Absolutely no Trade	53.58%	176.11%	C	-15
2025/01/03	6.201	No Trade	No Trade	72.22%	0	Absolutely No	0	0	Absolutely no Trade	51.87%	177.34%	C	-17
2025/01/06	6.459	No Trade	No Trade	80.44%	0	Absolutely No	0	0	Absolutely no Trade	57.77%	189.37%	C	-18
2025/01/07	6.571	No Trade	No Trade	84.05%	75	Research	170	96	Research Defon Sell	60.36%	201.69%	AA	-16
2025/01/08	6.441	No Trade	No Trade	79.43%	50	Research	170	0	Absolutely no Trade	57.04%	195.01%	B	-15
2025/01/09	6.441	No Trade	No Trade	79.23%	50	Research	170	0	Absolutely no Trade	56.90%	211.37%	B	-14
2025/01/10	6.463	No Trade	No Trade	79.80%	50	Research	170	0	Absolutely no Trade	57.31%	210.15%	B	-11
2025/01/13	6.458	No Trade	No Trade	79.04%	50	Research	170	0	Absolutely no Trade	56.76%	205.49%	B	-10
2025/01/14	6.408	No Trade	No Trade	77.15%	50	Research	170	0	Absolutely no Trade	55.40%	204.02%	B	-10
2025/01/15	6.256	No Trade	No Trade	71.84%	50	Research	170	0	Absolutely no Trade	51.59%	183.49%	B	-10
2025/01/16	6.351	No Trade	No Trade	74.87%	50	Research	170	0	Absolutely no Trade	53.77%	186.99%	B	-12
2025/01/17	6.305	No Trade	No Trade	73.14%	50	Research	170	0	Absolutely no Trade	52.52%	190.44%	B	-15
2025/01/20	6.305	No Trade	No Trade	72.58%	50	Research	170	0	Absolutely no Trade	52.12%	192.78%	B	-18
2025/01/21	6.280	No Trade	No Trade	71.54%	50	Research	170	0	Absolutely no Trade	51.37%	194.01%	B	-21
2025/01/22	5.906	No Trade	No Trade	58.81%	50	Research	170	0	Absolutely no Trade	42.24%	176.78%	B	-24
2025/01/23	5.779	No Trade	No Trade	54.40%	50	Research	170	0	Absolutely no Trade	39.07%	174.73%	B	-26
2025/01/24	5.669	No Trade	No Trade	50.53%	50	Research	170	0	Absolutely no Trade	36.29%	172.29%	B	-27
2025/01/27	6.881	No Trade	No Trade	90.50%	90	Research	170	100	Research Defon Sell	64.99%	234.10%	AAA	-24
2025/01/28	6.414	No Trade	No Trade	74.73%	50	Research	170	0	Absolutely no Trade	53.67%	208.55%	B	-22
2025/01/29	6.608	No Trade	No Trade	81.02%	75	Research	170	96	Research Defon Sell	58.19%	224.69%	AA	-20
2025/01/30	6.473	No Trade	No Trade	76.31%	50	Research	170	0	Absolutely no Trade	54.80%	221.01%	B	-18
2025/01/31	6.416	No Trade	No Trade	74.24%	50	Research	170	0	Absolutely no Trade	53.31%	204.13%	B	-18
2025/02/03	6.557	No Trade	No Trade	78.35%	75	Research	170	95	Research Defon Sell	56.27%	252.15%	AA	-18
2025/02/04	6.512	No Trade	No Trade	76.68%	50	Research	170	0	Absolutely no Trade	55.07%	286.87%	B	-18
2025/02/05	6.430	No Trade	No Trade	73.78%	50	Research	170	0	Absolutely no Trade	52.98%	273.89%	B	-17
2025/02/06	6.412	No Trade	No Trade	73.01%	50	Research	170	0	Absolutely no Trade	52.43%	256.40%	B	-18
2025/02/07	6.142	No Trade	No Trade	63.90%	50	Research	170	0	Absolutely no Trade	45.89%	249.24%	B	-19
2025/02/10	6.189	No Trade	No Trade	64.91%	50	Research	170	0	Absolutely no Trade	46.61%	240.44%	B	-20
2025/02/11	6.445	No Trade	No Trade	73.16%	50	Research	170	0	Absolutely no Trade	52.54%	258.36%	B	-21
2025/02/12	6.897	No Trade	No Trade	87.87%	90	Research	170	100	Research Defon Sell	63.11%	283.94%	AAA	-19
2025/02/13	7.080	No Trade	No Trade	93.69%	90	Research	170	100	Research Defon Sell	67.28%	292.02%	AAA	-17
2025/02/14	7.032	No Trade	No Trade	91.94%	90	Research	170	99	Research Defon Sell	66.03%	289.38%	AAA	-14
2025/02/17	7.032	No Trade	No Trade	91.35%	90	Research	170	99	Research Defon Sell	65.60%	294.89%	AAA	-11
2025/02/18	6.701	No Trade	No Trade	80.29%	50	Research	170	0	Absolutely no Trade	57.66%	288.05%	B	-10



Date	9 day	9 vs 21 day	33 day
2024/12/30	Sell_9day	Buy 9 vs 21	Buy 33_Day
2025/01/02	Sell_9day	Buy 9 vs 21	Buy 33_Day
2025/01/03	Sell_9day	Buy 9 vs 21	Buy 33_Day
2025/01/06	Buy_9day	Buy 9 vs 21	Buy 33_Day
2025/01/07	Buy_9day	Buy 9 vs 21	Buy 33_Day
2025/01/08	Buy_9day	Sell 9 vs 21	Buy 33_Day
2025/01/09	Buy_9day	Sell 9 vs 21	Buy 33_Day
2025/01/10	Buy_9day	Sell 9 vs 21	Buy 33_Day
2025/01/13	Buy_9day	Sell 9 vs 21	Buy 33_Day
2025/01/14	Sell_9day	Sell 9 vs 21	Buy 33_Day
2025/01/15	Sell_9day	Sell 9 vs 21	Buy 33_Day
2025/01/16	Sell_9day	Buy 9 vs 21	Buy 33_Day
2025/01/17	Sell_9day	Buy 9 vs 21	Buy 33_Day
2025/01/20	Sell_9day	Buy 9 vs 21	Buy 33_Day
2025/01/21	Sell_9day	Sell 9 vs 21	Buy 33_Day
2025/01/22	Sell_9day	Sell 9 vs 21	Sell 33_Day
2025/01/23	Sell_9day	Sell 9 vs 21	Sell 33_Day
2025/01/24	Sell_9day	Sell 9 vs 21	Sell 33_Day
2025/01/27	Buy_9day	Sell 9 vs 21	Buy 33_Day
2025/01/28	Buy_9day	Sell 9 vs 21	Buy 33_Day
2025/01/29	Buy_9day	Sell 9 vs 21	Buy 33_Day
2025/01/30	Buy_9day	Sell 9 vs 21	Buy 33_Day
2025/01/31	Buy_9day	Sell 9 vs 21	Buy 33_Day
2025/02/03	Buy_9day	Sell 9 vs 21	Buy 33_Day
2025/02/04	Buy_9day	Buy 9 vs 21	Buy 33_Day
2025/02/05	Sell_9day	Buy 9 vs 21	Buy 33_Day
2025/02/06	Sell_9day	Buy 9 vs 21	Buy 33_Day
2025/02/07	Sell_9day	Buy 9 vs 21	Sell 33_Day
2025/02/10	Sell_9day	Buy 9 vs 21	Sell 33_Day
2025/02/11	Buy_9day	Buy 9 vs 21	Buy 33_Day
2025/02/12	Buy_9day	Buy 9 vs 21	Buy 33_Day
2025/02/13	Buy_9day	Buy 9 vs 21	Buy 33_Day
2025/02/14	Buy_9day	Buy 9 vs 21	Buy 33_Day
2025/02/17	Buy_9day	Buy 9 vs 21	Buy 33_Day
2025/02/18	Buy_9day	Buy 9 vs 21	Buy 33_Day

Strategy Universe

Pairs\_NYSE\_Nasdaq50

Ascendant guidance

Focus on Risk

Strategy\_Open Date

2025/02/14

Caterpillar Guidance

Trade

ASML.NAS

21 per. Mov. Avg. (ASML.NAS)

Linear (ASML.NAS)

ANET.NYS

21 per. Mov. Avg. (ANET.NYS)

Linear (ANET.NYS)

(+) : Mom Days

50

(-) : Mom Days

0

Guided : Factor

33 day

324\_Buy Guidance

0.0%

324\_Sell Guidance

94.7%

Mom\_75 (days)

288.1%

9 vs 21 day

2.93%

Price vs 9 day

0.63%

S  
e  
l  
l

BDX.NYS

Becton Dickinson

Health Care

Health Care Equipment & Supplies

New York

Market Cap : (B)

64 746

HOLX.NAS

Hologic

Health Care

Health Care Equipment & Supplies

New York

Market Cap : (B)

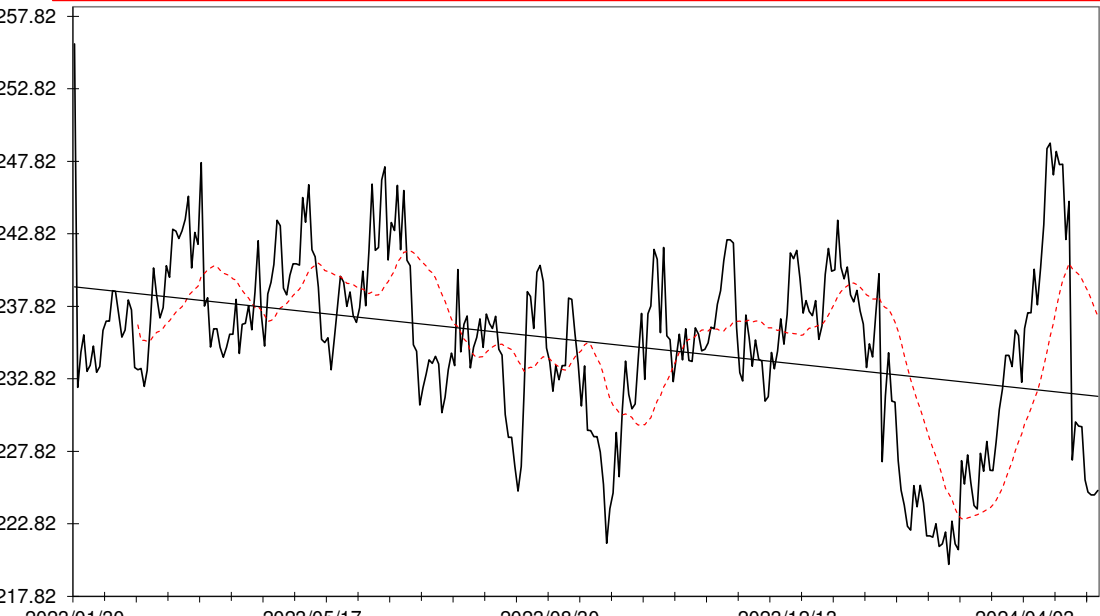

18 343

Plan your enrty levels. Focus on the process not the outcome. Expect further short-term deviation from the trade signal. "Patience"

Date	Price or Relative Price	Short_Term_ Radar	Medium_ Term_Radar	Caterpillar_ %	Wise_ Owl(Rnk)	324_Factor	Factor_324	Defcon _Index	Defcon _Index_Trade	Margin of Safety	75_Day_Mom	Trade_Rating (Guidance)	Trendsum
2024/12/18	3.135	No Trade	No Trade	14.91%	0	Absolutely No	0	88	Research Defon Sell	2.86%	8.87%	C	7
2024/12/19	3.163	No Trade	No Trade	19.75%	0	Absolutely No	0	89	Research Defon Sell	3.79%	10.90%	C	10
2024/12/20	3.178	No Trade	No Trade	22.31%	0	Absolutely No	0	89	Research Defon Sell	4.28%	10.77%	C	13
2024/12/23	3.123	No Trade	No Trade	13.24%	0	Absolutely No	0	88	Research Defon Sell	2.54%	8.61%	C	17
2024/12/27	3.147	No Trade	No Trade	17.67%	0	Absolutely No	0	89	Research Defon Sell	3.39%	7.75%	C	21
2024/12/30	3.134	No Trade	No Trade	15.69%	0	Absolutely No	0	88	Research Defon Sell	3.01%	7.03%	C	23
2025/01/02	3.157	No Trade	No Trade	19.86%	0	Absolutely No	0	89	Research Defon Sell	3.81%	9.40%	C	23
2025/01/03	3.121	Sell_Panda_ST	No Trade	13.83%	0	Absolutely No	0	88	Research Defon Sell	2.65%	10.30%	C	20
2025/01/06	3.127	Sell_Panda_ST	No Trade	15.07%	0	Absolutely No	0	88	Research Defon Sell	2.89%	10.88%	C	16
2025/01/07	3.194	No Trade	No Trade	26.56%	0	Absolutely No	0	90	Research Defon Sell	5.09%	12.69%	C	16
2025/01/08	3.223	No Trade	No Trade	31.65%	0	Absolutely No	0	90	Research Defon Sell	6.07%	13.18%	C	16
2025/01/09	3.223	No Trade	No Trade	31.73%	0	Absolutely No	0	90	Research Defon Sell	6.08%	12.34%	C	16
2025/01/10	3.259	No Trade	No Trade	38.03%	0	Absolutely No	0	91	Research Defon Sell	7.29%	13.10%	C	18
2025/01/13	3.360	No Trade	No Trade	55.68%	0	Absolutely No	0	93	Research Defon Sell	10.67%	15.17%	C	22
2025/01/14	3.359	No Trade	No Trade	55.55%	0	Absolutely No	0	93	Research Defon Sell	10.65%	14.05%	C	26
2025/01/15	3.383	No Trade	No Trade	59.79%	0	Absolutely No	0	93	Research Defon Sell	11.46%	14.21%	C	28
2025/01/16	3.377	No Trade	No Trade	58.86%	0	Absolutely No	0	93	Research Defon Sell	11.28%	13.01%	C	30
2025/01/17	3.404	No Trade	No Trade	63.61%	50	Research	85	93	Research Defon Sell	12.19%	15.02%	B	32
2025/01/20	3.404	No Trade	No Trade	63.88%	50	Research	85	93	Research Defon Sell	12.24%	13.48%	C	33
2025/01/21	3.416	No Trade	No Trade	65.95%	50	Research	85	94	Research Defon Sell	12.64%	13.65%	C	33
2025/01/22	3.342	No Trade	No Trade	53.35%	50	Research	85	92	Research Defon Sell	10.22%	11.54%	C	32
2025/01/23	3.401	No Trade	No Trade	63.63%	50	Research	85	93	Research Defon Sell	12.20%	14.57%	C	29
2025/01/24	3.428	No Trade	No Trade	68.30%	50	Research	85	94	Research Defon Sell	13.09%	15.31%	B	28
2025/01/27	3.419	No Trade	No Trade	66.97%	50	Research	85	94	Research Defon Sell	12.83%	15.69%	B	28
2025/01/28	3.471	No Trade	No Trade	76.01%	50	Research	85	94	Research Defon Sell	14.57%	16.73%	B	27
2025/01/29	3.457	No Trade	No Trade	73.85%	50	Research	85	94	Research Defon Sell	14.15%	17.31%	B	28
2025/01/30	3.443	No Trade	No Trade	71.47%	50	Research	85	94	Research Defon Sell	13.70%	16.19%	B	28
2025/01/31	3.432	No Trade	No Trade	69.68%	50	Research	85	93	Research Defon Sell	13.35%	16.71%	B	27
2025/02/03	3.452	No Trade	No Trade	73.44%	50	Research	85	94	Research Defon Sell	14.08%	16.59%	B	23
2025/02/04	3.387	Sell_Panda_ST	No Trade	62.20%	30	Research	85	92	Research Defon Sell	11.92%	15.51%	C	18
2025/02/05	3.366	Sell_Panda_ST	Sell_Panda_ST	58.75%	30	Research	85	92	Research Defon Sell	11.26%	12.71%	C	14
2025/02/06	3.472	No Trade	No Trade	77.00%	50	Research	85	94	Research Defon Sell	14.76%	16.17%	B	13
2025/02/07	3.559	No Trade	No Trade	94.96%	50	Research	85	96	Research Defon Sell	17.67%	20.08%	B	12
2025/02/10	3.519	No Trade	No Trade	88.17%	50	Research	85	95	Research Defon Sell	16.38%	19.75%	B	12
2025/02/11	3.560	No Trade	No Trade	95.66%	50	Research	85	96	Research Defon Sell	17.78%	20.41%	B	11
2025/02/12	3.555	No Trade	No Trade	94.85%	50	Research	85	96	Research Defon Sell	17.63%	20.54%	B	13
2025/02/13	3.537	No Trade	No Trade	95.86%	90	Research	170	95	Research Defon Sell	17.04%	20.05%	AA	15
2025/02/14	3.555	No Trade	No Trade	99.30%	90	Research	170	96	Research Defon Sell	17.65%	19.72%	AA	17
2025/02/17	3.555	No Trade	No Trade	99.61%	90	Research	170	96	Research Defon Sell	17.71%	20.97%	AA	16
2025/02/18	3.522	No Trade	No Trade	93.52%	75	Research	170	95	Research Defon Sell	16.63%	20.78%	A	15



Date	9 day	9 vs 21 day	33 day
2025/01/02	Buy_9day	Buy 9 vs 21	Buy 33_Day
2025/01/03	Sell_9day	Buy 9 vs 21	Buy 33_Day
2025/01/06	Sell_9day	Buy 9 vs 21	Buy 33_Day
2025/01/07	Buy_9day	Buy 9 vs 21	Buy 33_Day
2025/01/08	Buy_9day	Buy 9 vs 21	Buy 33_Day
2025/01/09	Buy_9day	Buy 9 vs 21	Buy 33_Day
2025/01/10	Buy_9day	Buy 9 vs 21	Buy 33_Day
2025/01/13	Buy_9day	Buy 9 vs 21	Buy 33_Day
2025/01/14	Buy_9day	Buy 9 vs 21	Buy 33_Day
2025/01/15	Buy_9day	Buy 9 vs 21	Buy 33_Day
2025/01/16	Buy_9day	Buy 9 vs 21	Buy 33_Day
2025/01/17	Buy_9day	Buy 9 vs 21	Buy 33_Day
2025/01/20	Buy_9day	Buy 9 vs 21	Buy 33_Day
2025/01/21	Buy_9day	Buy 9 vs 21	Buy 33_Day
2025/01/22	Sell_9day	Buy 9 vs 21	Buy 33_Day
2025/01/23	Buy_9day	Buy 9 vs 21	Buy 33_Day
2025/01/24	Buy_9day	Buy 9 vs 21	Buy 33_Day
2025/01/27	Buy_9day	Buy 9 vs 21	Buy 33_Day
2025/01/28	Buy_9day	Buy 9 vs 21	Buy 33_Day
2025/01/29	Buy_9day	Buy 9 vs 21	Buy 33_Day
2025/01/30	Buy_9day	Buy 9 vs 21	Buy 33_Day
2025/01/31	Buy_9day	Buy 9 vs 21	Buy 33_Day
2025/02/03	Buy_9day	Buy 9 vs 21	Buy 33_Day
2025/02/04	Sell_9day	Buy 9 vs 21	Buy 33_Day
2025/02/05	Sell_9day	Buy 9 vs 21	Buy 33_Day
2025/02/06	Buy_9day	Buy 9 vs 21	Buy 33_Day
2025/02/07	Buy_9day	Buy 9 vs 21	Buy 33_Day
2025/02/10	Buy_9day	Buy 9 vs 21	Buy 33_Day
2025/02/11	Buy_9day	Buy 9 vs 21	Buy 33_Day
2025/02/12	Buy_9day	Buy 9 vs 21	Buy 33_Day
2025/02/13	Buy_9day	Buy 9 vs 21	Buy 33_Day
2025/02/14	Buy_9day	Buy 9 vs 21	Buy 33_Day
2025/02/17	Buy_9day	Buy 9 vs 21	Buy 33_Day
2025/02/18	Sell_9day	Buy 9 vs 21	Buy 33_Day

Strategy Universe	Pairs_NYSE_Health Care Equipment	Ascendant guidance	Trade	Strategy_Open Date	2025/02/14	Caterpillar Guidance	Trade																							
<div><div><div>— BDX.NYS</div><div>--- 21 per. Mov. Avg. (BDX.NYS)</div><div>— Linear (BDX.NYS)</div></div></div> <div><div><div>— HOLX.NAS</div><div>--- 21 per. Mov. Avg. (HOLX.NAS)</div><div>— Linear (HOLX.NAS)</div></div></div> <tr><td colspan="2">(+): Mom Days</td><td>44</td></tr> <tr><td colspan="2">(-): Mom Days</td><td>0</td></tr> <tr><td colspan="2">Guided: Factor</td><td>33 day</td></tr> <tr><td colspan="2">324_Buy Guidance</td><td>0.0%</td></tr> <tr><td colspan="2">324_Sell Guidance</td><td>91.1%</td></tr> <tr><td colspan="2">Mom_75 (days)</td><td>20.8%</td></tr> <tr><td colspan="2">9 vs 21 day</td><td>1.96%</td></tr> <tr><td colspan="2">Price vs 9 day</td><td>-0.43%</td></tr>							(+): Mom Days		44	(-): Mom Days		0	Guided: Factor		33 day	324_Buy Guidance		0.0%	324_Sell Guidance		91.1%	Mom_75 (days)		20.8%	9 vs 21 day		1.96%	Price vs 9 day		-0.43%
							(+): Mom Days		44																					
							(-): Mom Days		0																					
							Guided: Factor		33 day																					
							324_Buy Guidance		0.0%																					
324_Sell Guidance		91.1%																												
Mom_75 (days)		20.8%																												
9 vs 21 day		1.96%																												
Price vs 9 day		-0.43%																												



S  
e  
|  
|

C.NYS  
Citigroup  
Financial  
Banks  
New York

Follow the " 3day to 5day waiting period " before entering the trade : understand the Graph, Trend and Variables

Market Cap : (B)133 240

FITB.NAS  
Fifth Third Bank  
Financial  
Banks  
New York

Plan your enrty levels. Focus on the process not the outcome. Expect further short-term deviation from the trade signal. "Patience"

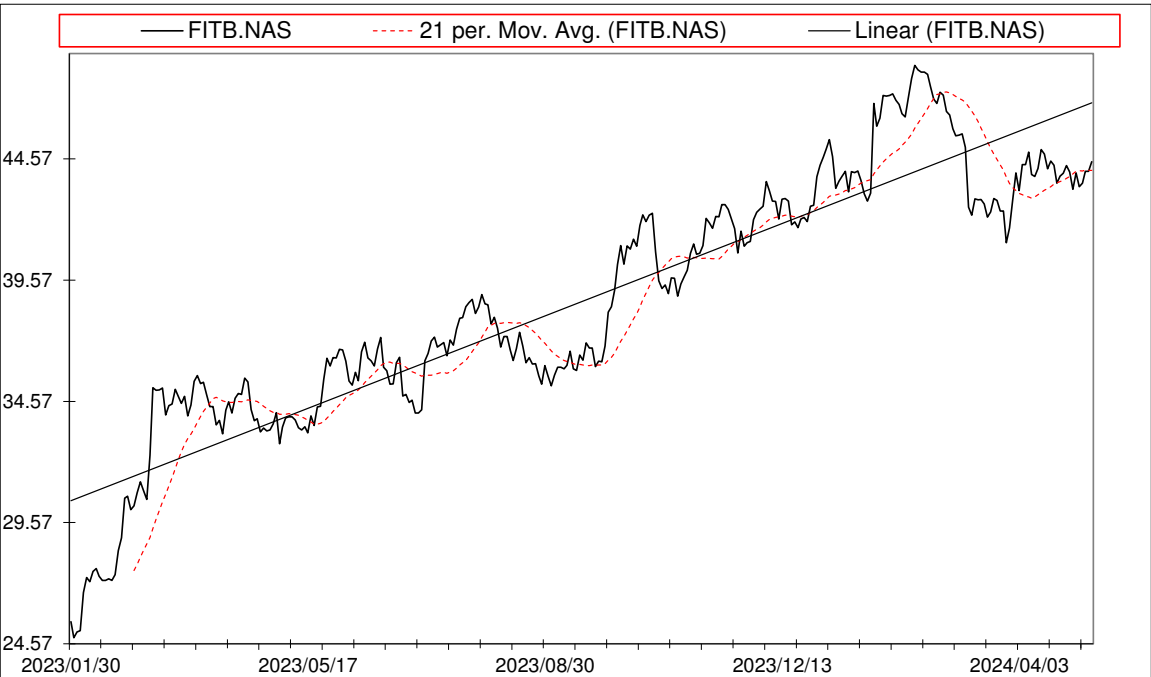
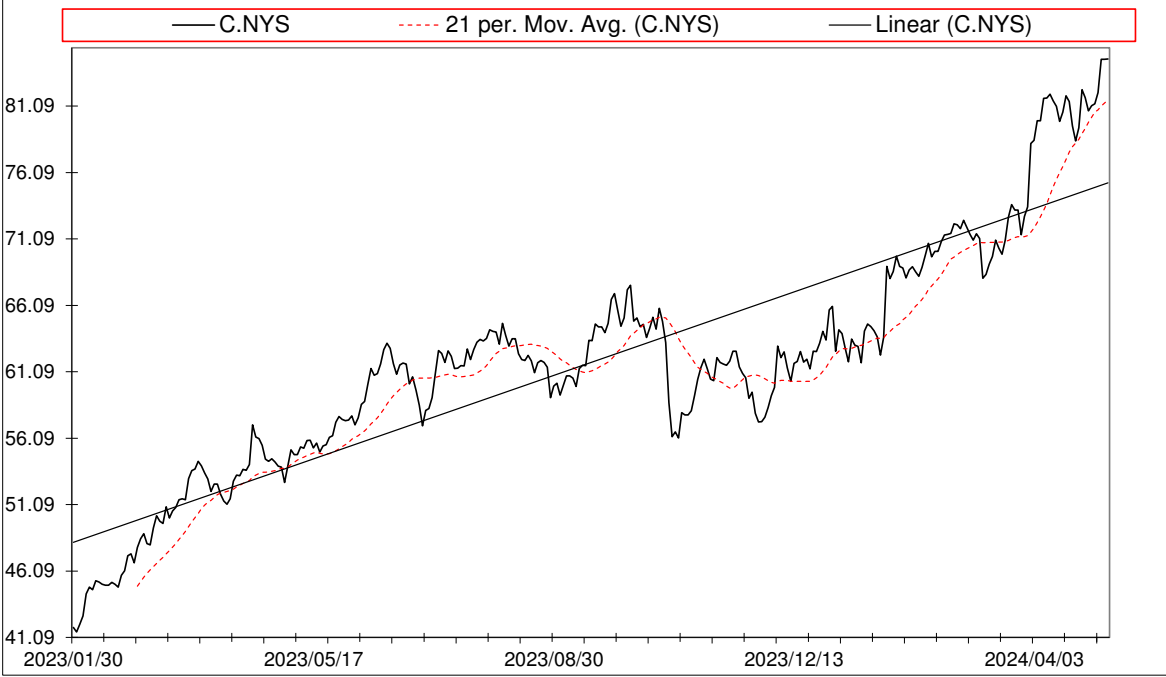
Market Cap : (B)32 119

Date	Price or Relative Price	Short_Term_ Radar	Medium_ Term_Radar	Caterpillar_ %	Wise_ Owl(Rnk)	324_Factor	Factor_324	Defcon _Index	Defcon _Index_Trade	Margin of Safety	75_Day_Mom	Trade_Rating (Guidance)	Trendsum
2024/12/18	1.599	No Trade	No Trade	3.74%	0	Absolutely No	0	86	Research Defon Sell	-0.54%	10.01%	C	20
2024/12/19	1.619	No Trade	No Trade	4.54%	0	Absolutely No	0	87	Research Defon Sell	0.67%	11.49%	C	24
2024/12/20	1.612	No Trade	No Trade	1.44%	0	Absolutely No	0	86	Research Defon Sell	0.21%	12.61%	C	28
2024/12/23	1.627	No Trade	No Trade	7.69%	0	Absolutely No	0	87	Research Defon Sell	1.14%	15.01%	C	31
2024/12/27	1.655	No Trade	No Trade	19.49%	0	Absolutely No	0	88	Research Defon Sell	2.89%	18.77%	C	33
2024/12/30	1.648	No Trade	No Trade	16.37%	0	Absolutely No	0	88	Research Defon Sell	2.42%	18.33%	C	35
2025/01/02	1.659	No Trade	No Trade	20.85%	0	Absolutely No	0	88	Research Defon Sell	3.09%	20.99%	C	37
2025/01/03	1.675	No Trade	No Trade	27.71%	0	Absolutely No	0	89	Research Defon Sell	4.10%	21.57%	C	39
2025/01/06	1.694	No Trade	No Trade	35.65%	0	Absolutely No	0	90	Research Defon Sell	5.28%	21.46%	C	41
2025/01/07	1.719	No Trade	No Trade	46.16%	0	Absolutely No	0	91	Research Defon Sell	6.84%	22.32%	C	42
2025/01/08	1.727	No Trade	No Trade	49.47%	0	Absolutely No	0	93	Research Defon Sell	7.33%	19.59%	C	44
2025/01/09	1.727	No Trade	No Trade	49.45%	0	Absolutely No	0	93	Research Defon Sell	7.32%	20.17%	C	46
2025/01/10	1.736	No Trade	No Trade	53.36%	0	Absolutely No	0	93	Research Defon Sell	7.90%	18.87%	C	48
2025/01/13	1.744	No Trade	No Trade	56.42%	0	Absolutely No	0	93	Research Defon Sell	8.36%	21.67%	C	49
2025/01/14	1.714	No Trade	No Trade	43.75%	0	Absolutely No	0	92	Research Defon Sell	6.48%	19.49%	C	48
2025/01/15	1.779	No Trade	No Trade	71.08%	50	Research	85	95	Research Defon Sell	10.53%	23.69%	B	47
2025/01/16	1.814	No Trade	No Trade	85.97%	60	Research	85	96	Research Defon Sell	12.73%	25.93%	B	46
2025/01/17	1.804	No Trade	No Trade	81.59%	50	Research	85	95	Research Defon Sell	12.08%	23.46%	B	44
2025/01/20	1.804	No Trade	No Trade	81.52%	50	Research	85	95	Research Defon Sell	12.07%	22.17%	B	41
2025/01/21	1.821	No Trade	No Trade	88.44%	60	Research	85	96	Research Defon Sell	13.10%	23.21%	B	41
2025/01/22	1.860	No Trade	No Trade	100.00%	60	Research	85	98	Research Defon Sell	15.52%	26.60%	B	40
2025/01/23	1.870	No Trade	No Trade	100.00%	60	Research	85	98	Research Defon Sell	16.14%	25.65%	B	40
2025/01/24	1.844	No Trade	No Trade	90.25%	60	Research	85	97	Research Defon Sell	14.56%	24.21%	B	40
2025/01/27	1.803	No Trade	No Trade	74.36%	50	Research	85	94	Research Defon Sell	12.00%	19.73%	B	39
2025/01/28	1.785	Sell_Panda_ST	No Trade	67.42%	50	Research	85	93	Research Defon Sell	10.88%	18.69%	B	36
2025/01/29	1.825	No Trade	No Trade	82.90%	50	Research	85	96	Research Defon Sell	13.38%	22.70%	B	31
2025/01/30	1.840	No Trade	No Trade	88.47%	50	Research	85	96	Research Defon Sell	14.27%	22.70%	B	25
2025/01/31	1.838	No Trade	No Trade	87.59%	50	Research	85	96	Research Defon Sell	14.13%	23.39%	B	22
2025/02/03	1.827	No Trade	No Trade	83.47%	50	Research	85	96	Research Defon Sell	13.47%	30.24%	B	17
2025/02/04	1.789	Sell_Panda_ST	Sell_Panda_ST	68.72%	50	Research	85	94	Research Defon Sell	11.09%	25.24%	B	14
2025/02/05	1.807	No Trade	No Trade	75.56%	50	Research	85	95	Research Defon Sell	12.19%	28.14%	B	10
2025/02/06	1.858	No Trade	No Trade	95.45%	50	Research	85	97	Research Defon Sell	15.40%	32.09%	B	9
2025/02/07	1.856	No Trade	No Trade	94.32%	50	Research	85	97	Research Defon Sell	15.22%	30.16%	B	12
2025/02/10	1.863	No Trade	No Trade	97.17%	50	Research	85	98	Research Defon Sell	15.68%	27.98%	B	13
2025/02/11	1.843	No Trade	No Trade	89.55%	90	Research	170	96	Research Defon Sell	14.45%	28.16%	AA	15
2025/02/12	1.871	No Trade	No Trade	100.00%	90	Research	170	98	Research Defon Sell	16.18%	30.87%	AAA	16
2025/02/13	1.884	No Trade	No Trade	100.00%	90	Research	170	98	Research Defon Sell	16.96%	31.84%	AAA	15
2025/02/14	1.920	No Trade	No Trade	100.00%	90	Research	170	99	Research Defon Sell	19.22%	31.84%	AAA	16
2025/02/17	1.920	No Trade	No Trade	99.95%	90	Research	170	99	Research Defon Sell	19.21%	30.63%	AAA	18
2025/02/18	1.904	No Trade	No Trade	94.49%	90	Research	170	98	Research Defon Sell	18.16%	30.09%	AAA	20



Date	9 day	9 vs 21 day	33 day
2025/01/02	Buy_9day	Buy 9 vs 21	Buy 33_Day
2025/01/03	Buy_9day	Buy 9 vs 21	Buy 33_Day
2025/01/06	Buy_9day	Buy 9 vs 21	Buy 33_Day
2025/01/07	Buy_9day	Buy 9 vs 21	Buy 33_Day
2025/01/08	Buy_9day	Buy 9 vs 21	Buy 33_Day
2025/01/09	Buy_9day	Buy 9 vs 21	Buy 33_Day
2025/01/10	Buy_9day	Buy 9 vs 21	Buy 33_Day
2025/01/13	Buy_9day	Buy 9 vs 21	Buy 33_Day
2025/01/14	Buy_9day	Buy 9 vs 21	Buy 33_Day
2025/01/15	Buy_9day	Buy 9 vs 21	Buy 33_Day
2025/01/16	Buy_9day	Buy 9 vs 21	Buy 33_Day
2025/01/17	Buy_9day	Buy 9 vs 21	Buy 33_Day
2025/01/20	Buy_9day	Buy 9 vs 21	Buy 33_Day
2025/01/21	Buy_9day	Buy 9 vs 21	Buy 33_Day
2025/01/22	Buy_9day	Buy 9 vs 21	Buy 33_Day
2025/01/23	Buy_9day	Buy 9 vs 21	Buy 33_Day
2025/01/24	Buy_9day	Buy 9 vs 21	Buy 33_Day
2025/01/27	Sell_9day	Buy 9 vs 21	Buy 33_Day
2025/01/28	Sell_9day	Buy 9 vs 21	Buy 33_Day
2025/01/29	Buy_9day	Buy 9 vs 21	Buy 33_Day
2025/01/30	Buy_9day	Buy 9 vs 21	Buy 33_Day
2025/01/31	Buy_9day	Buy 9 vs 21	Buy 33_Day
2025/02/03	Sell_9day	Buy 9 vs 21	Buy 33_Day
2025/02/04	Sell_9day	Buy 9 vs 21	Buy 33_Day
2025/02/05	Sell_9day	Buy 9 vs 21	Buy 33_Day
2025/02/06	Buy_9day	Buy 9 vs 21	Buy 33_Day
2025/02/07	Buy_9day	Buy 9 vs 21	Buy 33_Day
2025/02/10	Buy_9day	Buy 9 vs 21	Buy 33_Day
2025/02/11	Buy_9day	Buy 9 vs 21	Buy 33_Day
2025/02/12	Buy_9day	Buy 9 vs 21	Buy 33_Day
2025/02/13	Buy_9day	Buy 9 vs 21	Buy 33_Day
2025/02/14	Buy_9day	Buy 9 vs 21	Buy 33_Day
2025/02/17	Buy_9day	Buy 9 vs 21	Buy 33_Day
2025/02/18	Buy_9day	Buy 9 vs 21	Buy 33_Day

Strategy Universe	Pairs_NYSE_Banks	Ascendant guidance	Trade	Strategy_Open Date	2025/02/14	Caterpillar Guidance	Trade
-------------------	------------------	--------------------	-------	--------------------	------------	----------------------	-------



(+) : Mom Days	51
(-) : Mom Days	0
Guided : Factor	33 day
324_Buy Guidance	0.0%
324_Sell Guidance	97.8%
Mom_75 (days)	30.1%
9 vs 21 day	1.68%
Price vs 9 day	1.25%

S  
e  
l  
l

GFS.NAS

GlobalFoundries

Information Technology

Semiconductors

New York

Market Cap : (B)

23 654

ON.NAS

ON Semiconductor

Technology

Semiconductors

New York

Market Cap : (B)

29 644

Follow the " 3day to 5day waiting period " before entering the trade : understand the Graph, Trend and Variables

Plan your enrty levels. Focus on the process not the outcome. Expect further short-term deviation from the trade signal. "Patience"

Date	Price or Relative Price	Short_Term_ Radar	Medium_ Term_Radar	Caterpillar_ %	Wise_ Owl(Rnk)	324_Factor	Factor_324	Defcon _Index	Defcon _Index_Trade	Margin of Safety	75_Day_Mom	Trade_Rating (Guidance)	Trendsum
2024/12/18	0.653	No Trade	No Trade	0.79%	0	Absolutely No	0	79	Absolutely no Trade	-0.17%	11.08%	C	-6
2024/12/19	0.637	No Trade	No Trade	11.33%	0	Absolutely No	0	0	Absolutely no Trade	-2.52%	7.90%	C	-9
2024/12/20	0.637	No Trade	No Trade	11.47%	0	Absolutely No	0	0	Absolutely no Trade	-2.55%	9.37%	C	-12
2024/12/23	0.661	No Trade	No Trade	8.89%	0	Absolutely No	0	80	Research Defon Sell	1.20%	12.75%	C	-11
2024/12/27	0.669	No Trade	No Trade	19.48%	0	Absolutely No	0	81	Research Defon Sell	2.62%	14.94%	C	-11
2024/12/30	0.681	No Trade	No Trade	33.24%	0	Absolutely No	0	82	Research Defon Sell	4.47%	18.32%	C	-10
2025/01/02	0.688	No Trade	No Trade	42.68%	0	Absolutely No	0	83	Research Defon Sell	5.74%	24.20%	C	-9
2025/01/03	0.676	No Trade	No Trade	28.36%	0	Absolutely No	0	82	Research Defon Sell	3.81%	21.32%	C	-7
2025/01/06	0.679	No Trade	No Trade	32.52%	0	Absolutely No	0	82	Research Defon Sell	4.37%	23.93%	C	-5
2025/01/07	0.694	No Trade	No Trade	50.41%	0	Absolutely No	0	84	Research Defon Sell	6.78%	25.14%	C	-2
2025/01/08	0.714	No Trade	No Trade	73.18%	30	Research	85	86	Research Defon Sell	9.84%	27.63%	C	2
2025/01/09	0.714	No Trade	No Trade	73.43%	30	Research	85	86	Research Defon Sell	9.88%	26.00%	C	7
2025/01/10	0.759	No Trade	No Trade	100.00%	50	Research	85	91	Research Defon Sell	16.93%	34.58%	C	11
2025/01/13	0.730	No Trade	No Trade	73.99%	30	Research	85	87	Research Defon Sell	12.53%	31.79%	C	16
2025/01/14	0.746	No Trade	No Trade	88.78%	50	Research	85	89	Research Defon Sell	15.03%	32.33%	C	18
2025/01/15	0.758	No Trade	No Trade	99.42%	50	Research	85	91	Research Defon Sell	16.83%	36.27%	C	19
2025/01/16	0.765	No Trade	No Trade	100.00%	50	Research	85	92	Research Defon Sell	18.00%	38.95%	C	22
2025/01/17	0.789	No Trade	No Trade	100.00%	50	Research	85	93	Research Defon Sell	21.75%	42.32%	B	25
2025/01/20	0.789	No Trade	No Trade	100.00%	50	Research	85	93	Research Defon Sell	21.86%	45.37%	B	28
2025/01/21	0.767	No Trade	No Trade	85.01%	50	Research	85	91	Research Defon Sell	18.58%	37.62%	C	28
2025/01/22	0.756	No Trade	No Trade	77.07%	50	Research	85	90	Research Defon Sell	16.85%	36.51%	C	27
2025/01/23	0.741	Sell_Panda_ST	No Trade	66.37%	30	Research	85	0	Absolutely no Trade	14.51%	33.64%	C	25
2025/01/24	0.765	No Trade	No Trade	83.46%	50	Research	85	91	Research Defon Sell	18.24%	36.81%	C	20
2025/01/27	0.763	Sell_Panda_ST	No Trade	83.15%	50	Research	85	90	Research Defon Sell	18.18%	36.21%	C	17
2025/01/28	0.765	Sell_Panda_ST	No Trade	84.28%	50	Research	85	91	Research Defon Sell	18.42%	36.13%	C	16
2025/01/29	0.770	No Trade	No Trade	87.83%	50	Research	85	91	Research Defon Sell	19.20%	34.23%	C	13
2025/01/30	0.779	No Trade	No Trade	94.71%	50	Research	85	92	Research Defon Sell	20.70%	34.13%	B	13
2025/01/31	0.792	No Trade	No Trade	100.00%	50	Research	85	94	Research Defon Sell	22.80%	39.54%	B	15
2025/02/03	0.824	No Trade	No Trade	100.00%	50	Research	85	96	Research Defon Sell	27.78%	41.83%	B	18
2025/02/04	0.802	No Trade	No Trade	87.85%	75	Research	170	93	Research Defon Sell	24.41%	37.32%	A	21
2025/02/05	0.785	No Trade	No Trade	78.43%	75	Research	170	91	Research Defon Sell	21.79%	34.47%	A	23
2025/02/06	0.736	Sell_Panda_ST	Sell_Panda_ST	51.45%	50	Research	170	0	Absolutely no Trade	14.29%	24.69%	B	22
2025/02/07	0.750	Sell_Panda_ST	Sell_Panda_ST	59.49%	50	Research	170	0	Absolutely no Trade	16.53%	25.90%	B	18
2025/02/10	0.802	No Trade	No Trade	89.01%	75	Research	170	93	Research Defon Sell	24.73%	35.84%	A	13
2025/02/11	0.837	No Trade	No Trade	100.00%	90	Research	170	96	Research Defon Sell	30.11%	48.20%	AA	11
2025/02/12	0.870	No Trade	No Trade	100.00%	75	Research	170	98	Research Defon Sell	35.33%	56.04%	AA	9
2025/02/13	0.841	No Trade	No Trade	87.33%	75	Research	170	95	Research Defon Sell	30.86%	48.31%	AA	10
2025/02/14	0.833	No Trade	No Trade	83.83%	60	Research	170	94	Research Defon Sell	29.62%	49.49%	B	11
2025/02/17	0.833	No Trade	No Trade	84.18%	60	Research	170	94	Research Defon Sell	29.74%	52.76%	B	11
2025/02/18	0.886	No Trade	No Trade	100.00%	90	Research	170	99	Research Defon Sell	38.03%	71.07%	AAA	13





S  
e  
l  
l

BSX.NYS

Boston Scientific

Health Care

Health Care Equipment & Supplies

New York

Market Cap : (B)

132 644

Follow the " 3day to 5day waiting period " before entering the trade : understand the Graph, Trend and Variables

XLV.ARC

SPDR Select Sector Fund - Health Care

Health Care

ETF\_NYSE\_Price

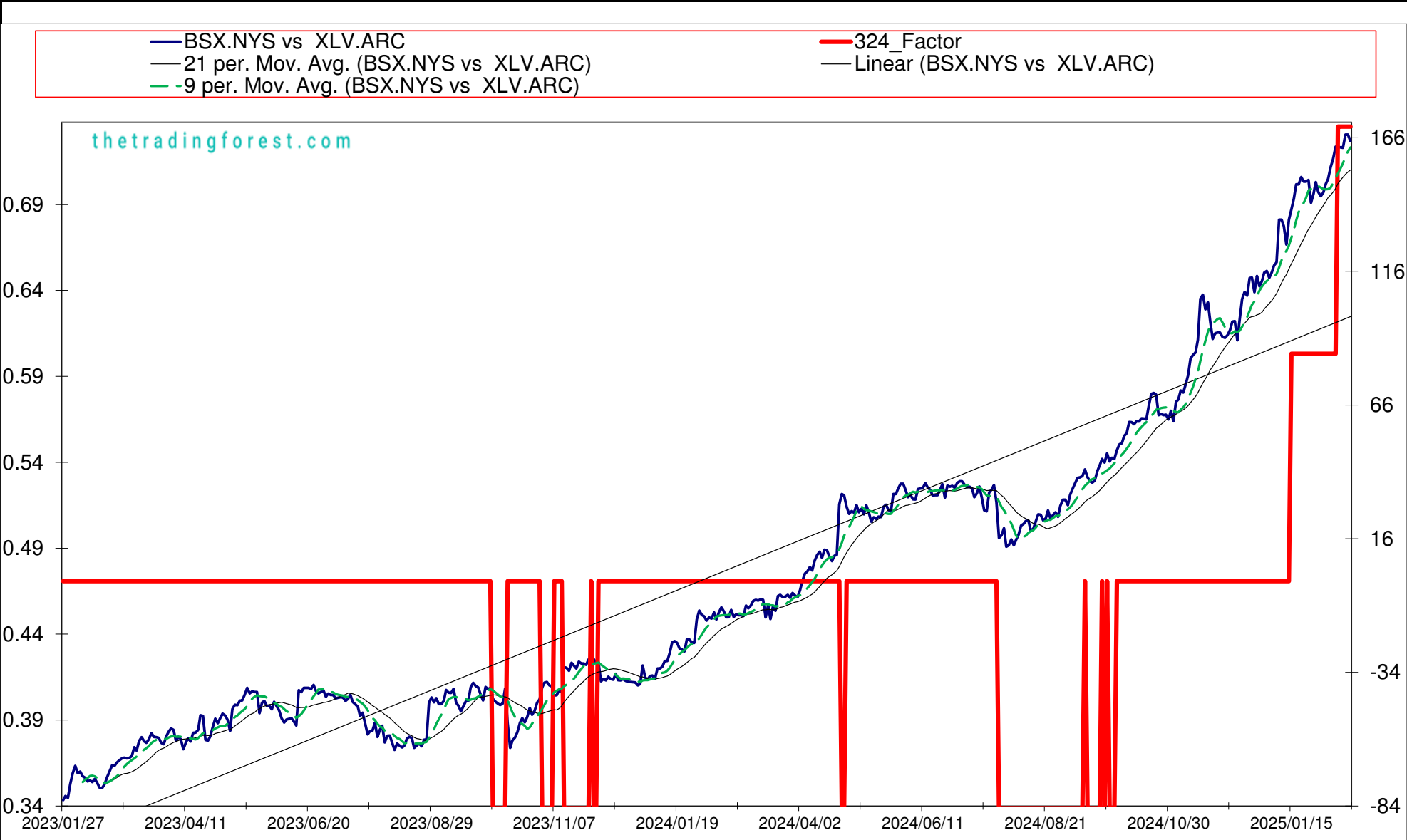
NYSE

Market Cap : (B)

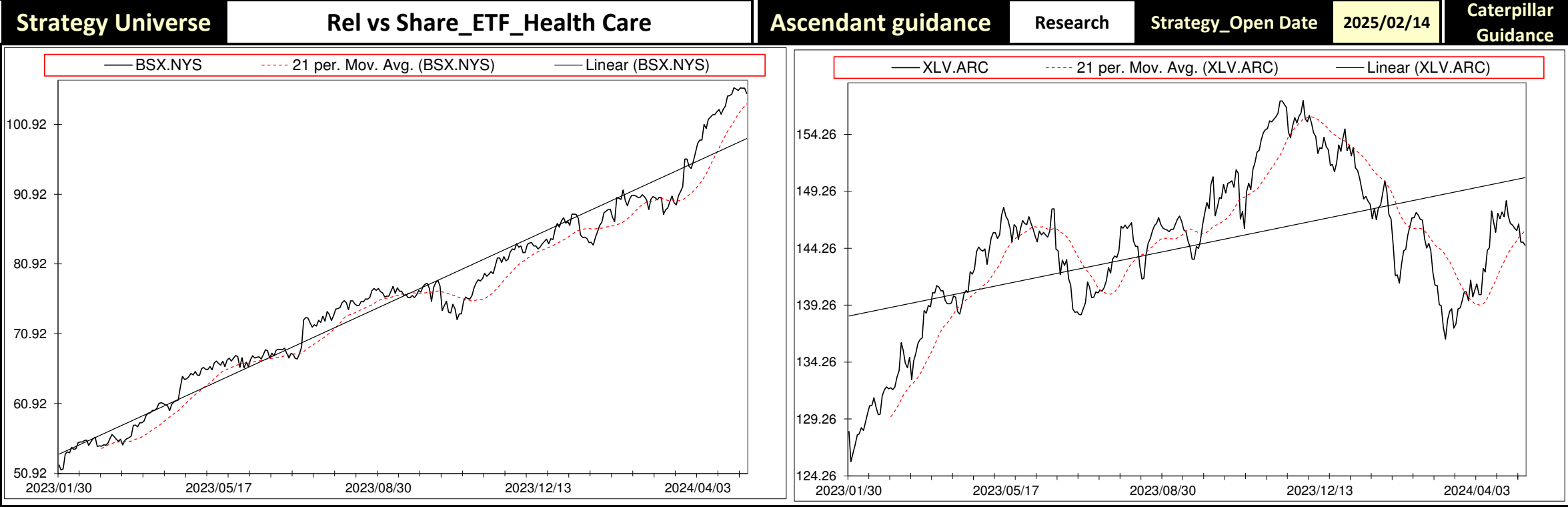
39 091

Plan your enrty levels. Focus on the process not the outcome. Expect further short-term deviation from the trade signal. "Patience"

Date	Price or Relative Price	Short_Term_ Radar	Medium_ Term_Radar	Caterpillar_ %	Wise_ Owl(Rnk)	324_Factor	Factor_324	Defcon _Index	Defcon _Index_Trade	Margin of Safety	75_Day_Mom	Trade_Rating (Guidance)	Trendsum
2024/12/18	0.641	No Trade	No Trade	11.81%	0	Absolutely No	0	99	Research Defon Sell	1.77%	21.70%	C	17
2024/12/19	0.651	No Trade	No Trade	21.23%	0	Absolutely No	0	100	Research Defon Sell	3.19%	22.74%	C	19
2024/12/20	0.645	No Trade	No Trade	14.24%	0	Absolutely No	0	99	Research Defon Sell	2.14%	20.90%	C	21
2024/12/23	0.648	No Trade	No Trade	15.56%	0	Absolutely No	0	100	Research Defon Sell	2.33%	21.43%	C	22
2024/12/27	0.652	No Trade	No Trade	18.06%	0	Absolutely No	0	100	Research Defon Sell	2.71%	22.15%	C	24
2024/12/30	0.653	No Trade	No Trade	17.18%	0	Absolutely No	0	100	Research Defon Sell	2.58%	21.48%	C	25
2025/01/02	0.650	No Trade	No Trade	11.75%	0	Absolutely No	0	99	Research Defon Sell	1.68%	21.75%	C	25
2025/01/03	0.653	No Trade	No Trade	15.31%	0	Absolutely No	0	100	Research Defon Sell	2.07%	22.88%	C	25
2025/01/06	0.657	No Trade	No Trade	18.52%	0	Absolutely No	0	100	Research Defon Sell	2.41%	23.84%	C	26
2025/01/07	0.658	No Trade	No Trade	19.90%	0	Absolutely No	0	100	Research Defon Sell	2.59%	23.89%	C	28
2025/01/08	0.683	No Trade	No Trade	48.82%	0	Absolutely No	0	100	Research Defon Sell	6.36%	27.27%	C	30
2025/01/09	0.683	No Trade	No Trade	50.14%	30	Absolutely No	0	100	Research Defon Sell	6.26%	26.43%	C	34
2025/01/10	0.679	No Trade	No Trade	46.00%	30	Absolutely No	0	99	Research Defon Sell	5.58%	24.89%	C	37
2025/01/13	0.669	No Trade	No Trade	34.31%	30	Absolutely No	0	98	Research Defon Sell	3.63%	23.41%	C	37
2025/01/14	0.683	No Trade	No Trade	54.45%	30	Absolutely No	0	100	Research Defon Sell	5.77%	24.85%	C	34
2025/01/15	0.689	No Trade	No Trade	62.37%	50	Research	85	100	Research Defon Sell	6.61%	27.02%	A	34
2025/01/16	0.696	No Trade	No Trade	70.69%	50	Research	85	100	Research Defon Sell	7.49%	27.70%	A	35
2025/01/17	0.704	No Trade	No Trade	81.72%	50	Research	85	100	Research Defon Sell	8.66%	29.36%	A	37
2025/01/20	0.704	No Trade	No Trade	78.90%	50	Research	85	100	Research Defon Sell	8.36%	28.16%	A	38
2025/01/21	0.708	No Trade	No Trade	100.00%	60	Research	85	100	Research Defon Sell	8.93%	28.15%	A	39
2025/01/22	0.706	No Trade	No Trade	94.36%	60	Research	85	100	Research Defon Sell	8.42%	27.53%	A	40
2025/01/23	0.705	No Trade	No Trade	93.13%	60	Research	85	100	Research Defon Sell	8.31%	26.54%	A	41
2025/01/24	0.706	No Trade	No Trade	93.66%	60	Research	85	100	Research Defon Sell	8.36%	26.34%	A	42
2025/01/27	0.693	No Trade	No Trade	67.59%	50	Research	85	98	Research Defon Sell	6.03%	22.56%	B	40
2025/01/28	0.698	Sell_Panda_ST	No Trade	75.44%	50	Research	85	99	Research Defon Sell	6.73%	23.51%	B	35
2025/01/29	0.705	No Trade	No Trade	85.99%	50	Research	85	100	Research Defon Sell	7.67%	24.97%	A	29
2025/01/30	0.699	Sell_Panda_ST	No Trade	74.98%	50	Research	85	99	Research Defon Sell	6.69%	23.56%	B	24
2025/01/31	0.697	Sell_Panda_ST	No Trade	69.81%	50	Research	85	98	Research Defon Sell	6.23%	23.18%	B	19
2025/02/03	0.699	Sell_Panda_ST	No Trade	70.20%	50	Research	85	99	Research Defon Sell	6.27%	23.14%	B	15
2025/02/04	0.704	No Trade	No Trade	77.79%	50	Research	85	99	Research Defon Sell	6.94%	24.06%	A	12
2025/02/05	0.707	No Trade	No Trade	81.72%	50	Research	85	100	Research Defon Sell	7.29%	24.69%	A	13
2025/02/06	0.714	No Trade	No Trade	92.07%	50	Research	85	100	Research Defon Sell	8.22%	24.12%	A	14
2025/02/07	0.719	No Trade	No Trade	99.35%	50	Research	85	100	Research Defon Sell	8.87%	23.53%	A	16
2025/02/10	0.726	No Trade	No Trade	100.00%	50	Research	85	100	Research Defon Sell	9.63%	24.61%	A	18
2025/02/11	0.726	No Trade	No Trade	98.93%	90	Research	170	100	Research Defon Sell	9.53%	24.82%	AAA	20
2025/02/12	0.725	No Trade	No Trade	97.30%	90	Research	170	100	Research Defon Sell	9.37%	27.35%	AAA	20
2025/02/13	0.725	No Trade	No Trade	95.81%	90	Research	170	100	Research Defon Sell	9.23%	27.15%	AAA	20
2025/02/14	0.733	No Trade	No Trade	100.00%	90	Research	170	100	Research Defon Sell	10.30%	28.66%	AAA	21
2025/02/17	0.733	No Trade	No Trade	97.13%	90	Research	170	100	Research Defon Sell	10.00%	28.60%	AAA	23
2025/02/18	0.729	No Trade	No Trade	90.59%	90	Research	170	99	Research Defon Sell	9.33%	28.56%	AAA	25



Date	9 day	9 vs 21 day	33 day
2024/12/30	Buy_9day	Buy 9 vs 21	Buy 33_Day
2025/01/02	Buy_9day	Buy 9 vs 21	Buy 33_Day
2025/01/03	Buy_9day	Buy 9 vs 21	Buy 33_Day
2025/01/06	Buy_9day	Buy 9 vs 21	Buy 33_Day
2025/01/07	Buy_9day	Buy 9 vs 21	Buy 33_Day
2025/01/08	Buy_9day	Buy 9 vs 21	Buy 33_Day
2025/01/09	Buy_9day	Buy 9 vs 21	Buy 33_Day
2025/01/10	Buy_9day	Buy 9 vs 21	Buy 33_Day
2025/01/13	Buy_9day	Buy 9 vs 21	Buy 33_Day
2025/01/14	Buy_9day	Buy 9 vs 21	Buy 33_Day
2025/01/15	Buy_9day	Buy 9 vs 21	Buy 33_Day
2025/01/16	Buy_9day	Buy 9 vs 21	Buy 33_Day
2025/01/17	Buy_9day	Buy 9 vs 21	Buy 33_Day
2025/01/20	Buy_9day	Buy 9 vs 21	Buy 33_Day
2025/01/21	Buy_9day	Buy 9 vs 21	Buy 33_Day
2025/01/22	Buy_9day	Buy 9 vs 21	Buy 33_Day
2025/01/23	Buy_9day	Buy 9 vs 21	Buy 33_Day
2025/01/24	Buy_9day	Buy 9 vs 21	Buy 33_Day
2025/01/27	Sell_9day	Buy 9 vs 21	Buy 33_Day
2025/01/28	Sell_9day	Buy 9 vs 21	Buy 33_Day
2025/01/29	Buy_9day	Buy 9 vs 21	Buy 33_Day
2025/01/30	Sell_9day	Buy 9 vs 21	Buy 33_Day
2025/01/31	Sell_9day	Buy 9 vs 21	Buy 33_Day
2025/02/03	Sell_9day	Buy 9 vs 21	Buy 33_Day
2025/02/04	Buy_9day	Buy 9 vs 21	Buy 33_Day
2025/02/05	Buy_9day	Buy 9 vs 21	Buy 33_Day
2025/02/06	Buy_9day	Buy 9 vs 21	Buy 33_Day
2025/02/07	Buy_9day	Buy 9 vs 21	Buy 33_Day
2025/02/10	Buy_9day	Buy 9 vs 21	Buy 33_Day
2025/02/11	Buy_9day	Buy 9 vs 21	Buy 33_Day
2025/02/12	Buy_9day	Buy 9 vs 21	Buy 33_Day
2025/02/13	Buy_9day	Buy 9 vs 21	Buy 33_Day
2025/02/14	Buy_9day	Buy 9 vs 21	Buy 33_Day
2025/02/17	Buy_9day	Buy 9 vs 21	Buy 33_Day
2025/02/18	Buy_9day	Buy 9 vs 21	Buy 33_Day



Trade	
(+) : Mom Days	115
(-) : Mom Days	0
Guided : Factor	66 day
324_Buy Guidance	0.0%
324_Sell Guidance	99.5%
Mom_75 (days)	28.6%
9 vs 21 day	1.85%
Price vs 9 day	0.48%

S  
e  
|  
|

JPM.NYS

JPMorgan Chase & Co.

Financial

Banks

New York

Market Cap : (B)

699 753

Follow the " 3day to 5day waiting period " before entering the trade : understand the Graph, Trend and Variables

OEF.ARC

iShares S&P 100 ETF

\_Equity\_Index

ETF\_NYSE\_Price

NYSE

Market Cap : (B)

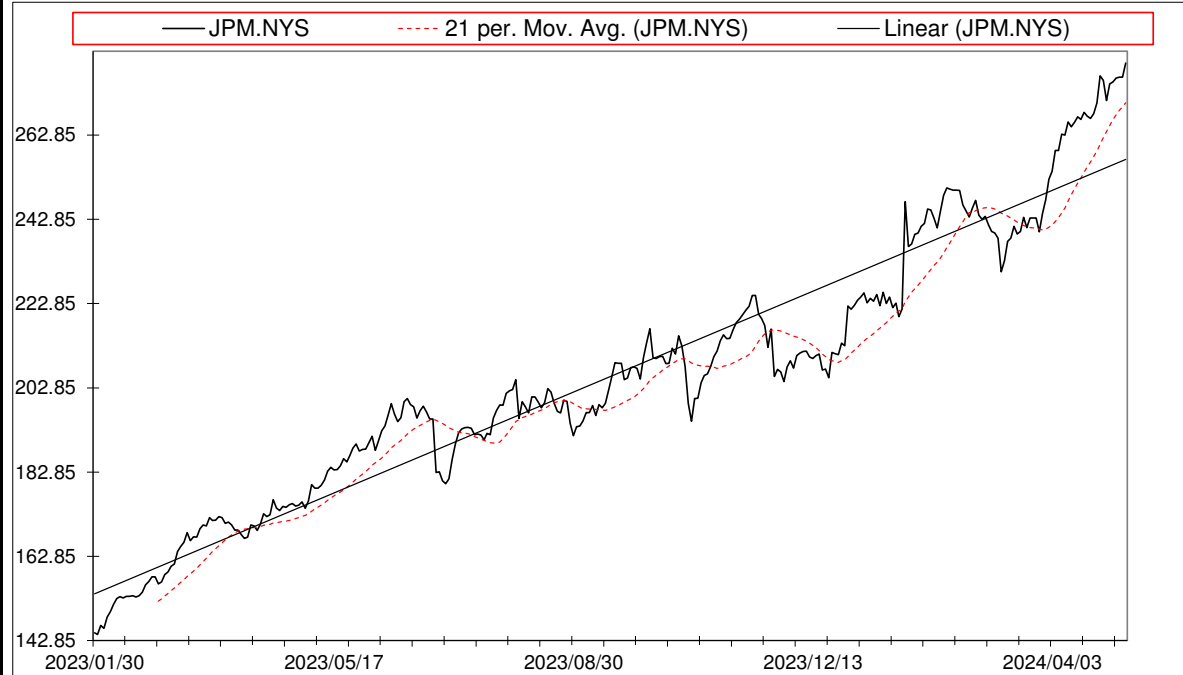
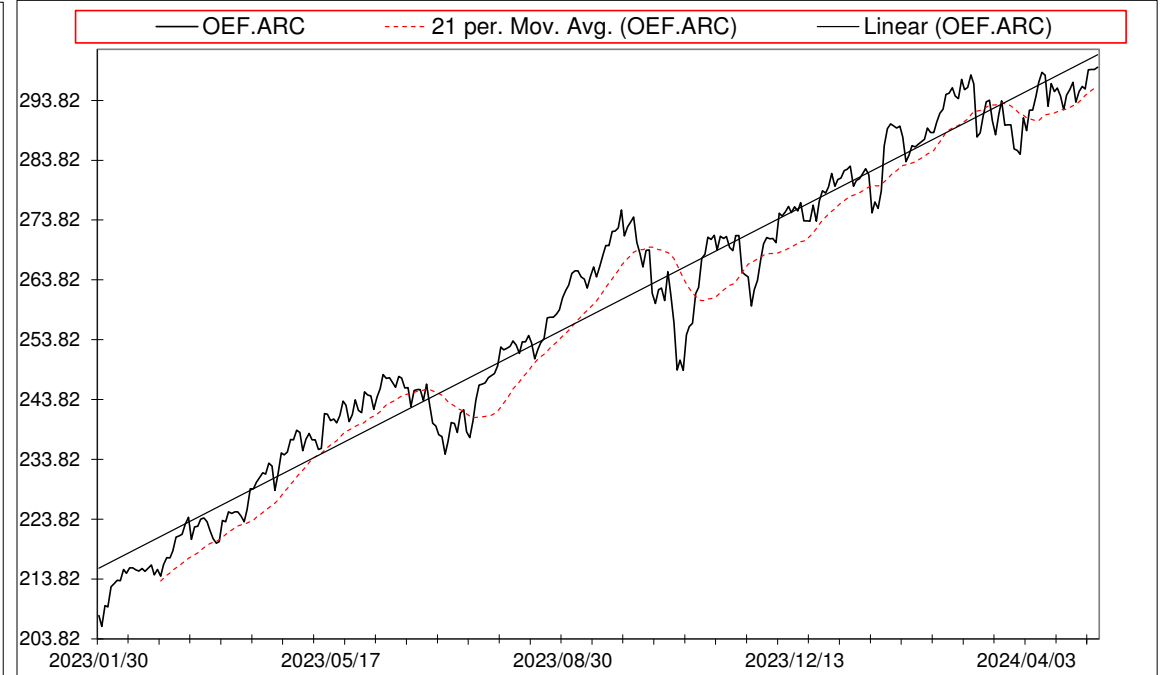
14 530

Plan your enrty levels. Focus on the process not the outcome. Expect further short-term deviation from the trade signal. "Patience"

-2.339														33.799		-14.450	
Date	Price or Relative Price	Short_Term_ Radar	Medium_ Term_Radar	Caterpillar_ %	Wise_ Owl(Rnk)	324_Factor	Factor_324	Defcon _Index	Defcon _Index_Trade	Margin of Safety	75_Day_Mom	Trade_Rating (Guidance)	Trendsum				
2024/12/18	0.801	No Trade	No Trade	57.33%	0	Absolutely No	0	0	Absolutely no Trade	-4.85%	-2.75%	C	-21				
2024/12/19	0.808	No Trade	No Trade	47.67%	0	Absolutely No	0	0	Absolutely no Trade	-4.03%	-1.36%	C	-24				
2024/12/20	0.816	No Trade	No Trade	36.43%	0	Absolutely No	0	0	Absolutely no Trade	-3.08%	-1.32%	C	-27				
2024/12/23	0.812	No Trade	No Trade	43.36%	0	Absolutely No	0	0	Absolutely no Trade	-3.67%	4.17%	C	-29				
2024/12/27	0.821	No Trade	No Trade	32.80%	0	Absolutely No	0	0	Absolutely no Trade	-2.77%	5.79%	C	-27				
2024/12/30	0.824	No Trade	No Trade	29.30%	0	Absolutely No	0	0	Absolutely no Trade	-2.48%	7.62%	C	-23				
2025/01/02	0.833	No Trade	No Trade	17.70%	0	Absolutely No	0	96	Research Defon Sell	-1.50%	10.46%	C	-18				
2025/01/03	0.835	No Trade	No Trade	15.92%	0	Absolutely No	0	96	Research Defon Sell	-1.35%	8.71%	C	-14				
2025/01/06	0.820	No Trade	No Trade	37.73%	0	Absolutely No	0	0	Absolutely no Trade	-3.19%	6.09%	C	-11				
2025/01/07	0.839	No Trade	No Trade	10.85%	0	Absolutely No	0	96	Research Defon Sell	-0.92%	9.23%	C	-8				
2025/01/08	0.839	No Trade	No Trade	11.81%	0	Absolutely No	0	96	Research Defon Sell	-1.00%	9.62%	C	-5				
2025/01/09	0.839	No Trade	No Trade	12.21%	0	Absolutely No	0	96	Research Defon Sell	-1.03%	9.10%	C	-3				
2025/01/10	0.840	No Trade	No Trade	11.98%	0	Absolutely No	0	96	Research Defon Sell	-1.01%	9.25%	C	-2				
2025/01/13	0.856	No Trade	No Trade	13.00%	0	Absolutely No	0	98	Research Defon Sell	0.77%	11.64%	C	0				
2025/01/14	0.869	No Trade	No Trade	39.11%	0	Absolutely No	0	100	Research Defon Sell	2.32%	13.73%	C	4				
2025/01/15	0.867	No Trade	No Trade	35.35%	0	Absolutely No	0	100	Research Defon Sell	2.09%	14.14%	C	8				
2025/01/16	0.880	No Trade	No Trade	60.85%	0	Absolutely No	0	100	Research Defon Sell	3.60%	15.18%	C	12				
2025/01/17	0.887	No Trade	No Trade	72.96%	0	Absolutely No	0	100	Research Defon Sell	4.32%	16.41%	C	17				
2025/01/20	0.887	No Trade	No Trade	71.15%	30	Absolutely No	0	100	Research Defon Sell	4.22%	17.24%	C	22				
2025/01/21	0.893	No Trade	No Trade	83.18%	30	Absolutely No	0	100	Research Defon Sell	4.93%	17.93%	C	26				
2025/01/22	0.885	No Trade	No Trade	67.11%	30	Absolutely No	0	99	Research Defon Sell	3.98%	18.05%	C	29				
2025/01/23	0.891	No Trade	No Trade	77.28%	30	Absolutely No	0	100	Research Defon Sell	4.58%	16.55%	C	29				
2025/01/24	0.889	No Trade	No Trade	72.26%	30	Absolutely No	0	99	Research Defon Sell	4.28%	15.29%	C	30				
2025/01/27	0.908	No Trade	No Trade	100.00%	60	Research	85	100	Research Defon Sell	6.41%	19.30%	A	32				
2025/01/28	0.901	No Trade	No Trade	86.19%	50	Absolutely No	0	99	Research Defon Sell	5.53%	17.60%	C	34				
2025/01/29	0.903	No Trade	No Trade	89.74%	50	Absolutely No	0	99	Research Defon Sell	5.76%	18.07%	C	35				
2025/01/30	0.907	No Trade	No Trade	96.02%	60	Research	85	100	Research Defon Sell	6.16%	13.93%	C	36				
2025/01/31	0.907	No Trade	No Trade	97.16%	60	Research	85	100	Research Defon Sell	6.23%	15.39%	A	36				
2025/02/03	0.913	No Trade	No Trade	100.00%	60	Research	85	100	Research Defon Sell	6.77%	14.73%	C	38				
2025/02/04	0.909	No Trade	No Trade	92.93%	60	Research	85	100	Research Defon Sell	6.29%	14.07%	C	39				
2025/02/05	0.915	No Trade	No Trade	100.00%	60	Research	85	100	Research Defon Sell	6.92%	14.48%	C	41				
2025/02/06	0.933	No Trade	No Trade	100.00%	60	Research	85	100	Research Defon Sell	8.97%	16.75%	A	43				
2025/02/07	0.940	No Trade	No Trade	100.00%	60	Research	85	100	Research Defon Sell	9.74%	18.95%	A	43				
2025/02/10	0.918	No Trade	No Trade	72.68%	50	Research	85	98	Research Defon Sell	7.08%	15.82%	B	43				
2025/02/11	0.929	No Trade	No Trade	85.13%	60	Research	85	99	Research Defon Sell	8.29%	16.16%	B	43				
2025/02/12	0.931	No Trade	No Trade	88.27%	100	Research	170	99	Research Defon Sell	8.60%	16.09%	AAA	42				
2025/02/13	0.924	No Trade	No Trade	79.33%	90	Research	170	98	Research Defon Sell	7.73%	16.73%	AAA	40				
2025/02/14	0.925	No Trade	No Trade	79.81%	90	Research	170	98	Research Defon Sell	7.77%	15.51%	AAA	38				
2025/02/17	0.925	Sell_Panda_ST	No Trade	78.69%	90	Research	170	98	Research Defon Sell	7.66%	17.19%	AAA	34				
2025/02/18	0.935	No Trade	No Trade	90.39%	100	Research	170	100	Research Defon Sell	8.80%	17.25%	AAA	32				



Date	9 day	9 vs 21 day	33 day
2024/12/30	Buy_9day	Sell 9 vs 21	Sell 33_Day
2025/01/02	Buy_9day	Sell 9 vs 21	Sell 33_Day
2025/01/03	Buy_9day	Sell 9 vs 21	Sell 33_Day
2025/01/06	Buy_9day	Sell 9 vs 21	Sell 33_Day
2025/01/07	Buy_9day	Buy 9 vs 21	Buy 33_Day
2025/01/08	Buy_9day	Buy 9 vs 21	Buy 33_Day
2025/01/09	Buy_9day	Buy 9 vs 21	Buy 33_Day
2025/01/10	Buy_9day	Buy 9 vs 21	Buy 33_Day
2025/01/13	Buy_9day	Buy 9 vs 21	Buy 33_Day
2025/01/14	Buy_9day	Buy 9 vs 21	Buy 33_Day
2025/01/15	Buy_9day	Buy 9 vs 21	Buy 33_Day
2025/01/16	Buy_9day	Buy 9 vs 21	Buy 33_Day
2025/01/17	Buy_9day	Buy 9 vs 21	Buy 33_Day
2025/01/20	Buy_9day	Buy 9 vs 21	Buy 33_Day
2025/01/21	Buy_9day	Buy 9 vs 21	Buy 33_Day
2025/01/22	Buy_9day	Buy 9 vs 21	Buy 33_Day
2025/01/23	Buy_9day	Buy 9 vs 21	Buy 33_Day
2025/01/24	Buy_9day	Buy 9 vs 21	Buy 33_Day
2025/01/27	Buy_9day	Buy 9 vs 21	Buy 33_Day
2025/01/28	Buy_9day	Buy 9 vs 21	Buy 33_Day
2025/01/29	Buy_9day	Buy 9 vs 21	Buy 33_Day
2025/01/30	Buy_9day	Buy 9 vs 21	Buy 33_Day
2025/01/31	Buy_9day	Buy 9 vs 21	Buy 33_Day
2025/02/03	Buy_9day	Buy 9 vs 21	Buy 33_Day
2025/02/04	Buy_9day	Buy 9 vs 21	Buy 33_Day
2025/02/05	Buy_9day	Buy 9 vs 21	Buy 33_Day
2025/02/06	Buy_9day	Buy 9 vs 21	Buy 33_Day
2025/02/07	Buy_9day	Buy 9 vs 21	Buy 33_Day
2025/02/10	Buy_9day	Buy 9 vs 21	Buy 33_Day
2025/02/11	Buy_9day	Buy 9 vs 21	Buy 33_Day
2025/02/12	Buy_9day	Buy 9 vs 21	Buy 33_Day
2025/02/13	Buy_9day	Buy 9 vs 21	Buy 33_Day
2025/02/14	Buy_9day	Buy 9 vs 21	Buy 33_Day
2025/02/17	Sell_9day	Buy 9 vs 21	Buy 33_Day
2025/02/18	Buy_9day	Buy 9 vs 21	Buy 33_Day

Strategy Universe	Rel vs SP100	Ascendant guidance	Trade	Strategy_Open Date	2025/02/14	Caterpillar Guidance	Trade
<div><div><div>JPM.NYS</div><div>21 per. Mov. Avg. (JPM.NYS)</div><div>Linear (JPM.NYS)</div></div></div> <div><div><div>OEF.ARC</div><div>21 per. Mov. Avg. (OEF.ARC)</div><div>Linear (OEF.ARC)</div></div></div>						(+) : Mom Days	39
						(-) : Mom Days	0
						Guided : Factor	33 day
						324_Buy Guidance	0.0%
						324_Sell Guidance	99.5%
						Mom_75 (days)	17.2%
						9 vs 21 day	1.70%
						Price vs 9 day	0.68%



S  
e  
|  
|

NTES.NAS

NetEase Inc

Communication Services

Interactive Media & Services

New York

Market Cap : (B)

278 582

Follow the " 3day to 5day waiting period " before entering the trade : understand the Graph, Trend and Variables

ANET.NYS

Arista Networks

Technology

Communications Equipment

New York

Market Cap : (B)

128 017

Plan your enrty levels. Focus on the process not the outcome. Expect further short-term deviation from the trade signal. "Patience"

-2.242														194.102		-86.560	
Date	Price or Relative Price	Short_Term_ Radar	Medium_ Term_Radar	Caterpillar_ %	Wise_ Owl(Rnk)	324_Factor	Factor_324	Defcon _Index	Defcon _Index_Trade	Margin of Safety	75_Day_Mom	Trade_Rating (Guidance)	Trendsum				
2024/12/18	0.846	No Trade	No Trade	66.16%	0	Absolutely No	0	0	Absolutely no Trade	74.33%	253.54%	C	3				
2024/12/19	0.842	No Trade	No Trade	65.28%	0	Absolutely No	0	0	Absolutely no Trade	73.34%	241.03%	C	1				
2024/12/20	0.816	No Trade	No Trade	60.47%	0	Absolutely No	0	0	Absolutely no Trade	67.95%	241.82%	C	-2				
2024/12/23	0.817	No Trade	No Trade	60.13%	0	Absolutely No	0	0	Absolutely no Trade	67.56%	249.23%	C	-3				
2024/12/27	0.809	No Trade	No Trade	58.21%	0	Absolutely No	0	0	Absolutely no Trade	65.41%	255.06%	C	-5				
2024/12/30	0.801	No Trade	No Trade	56.25%	0	Absolutely No	0	0	Absolutely no Trade	63.20%	268.72%	C	-10				
2025/01/02	0.785	No Trade	No Trade	52.99%	0	Absolutely No	0	0	Absolutely no Trade	59.54%	265.27%	C	-14				
2025/01/03	0.766	No Trade	No Trade	49.43%	0	Research	85	0	Absolutely no Trade	55.53%	258.35%	C	-17				
2025/01/06	0.741	No Trade	No Trade	44.61%	0	Research	85	0	Absolutely no Trade	50.12%	247.49%	C	-20				
2025/01/07	0.778	No Trade	No Trade	51.10%	50	Research	170	0	Absolutely no Trade	57.41%	267.00%	B	-22				
2025/01/08	0.799	No Trade	No Trade	54.68%	0	Research	85	0	Absolutely no Trade	61.44%	281.37%	C	-24				
2025/01/09	0.799	No Trade	No Trade	54.55%	0	Research	85	0	Absolutely no Trade	61.29%	289.28%	C	-25				
2025/01/10	0.797	No Trade	No Trade	54.05%	0	Research	85	0	Absolutely no Trade	60.72%	281.71%	C	-25				
2025/01/13	0.837	No Trade	No Trade	60.79%	0	Research	85	0	Absolutely no Trade	68.30%	270.43%	C	-19				
2025/01/14	0.836	No Trade	No Trade	60.47%	0	Research	85	0	Absolutely no Trade	67.94%	273.38%	C	-15				
2025/01/15	0.895	No Trade	No Trade	70.94%	0	Research	85	0	Absolutely no Trade	79.70%	279.43%	C	-11				
2025/01/16	0.841	No Trade	No Trade	61.08%	0	Research	85	0	Absolutely no Trade	68.63%	241.61%	C	-7				
2025/01/17	0.832	No Trade	No Trade	59.33%	0	Research	85	0	Absolutely no Trade	66.66%	241.37%	C	-5				
2025/01/20	0.832	No Trade	No Trade	58.92%	0	Research	85	0	Absolutely no Trade	66.20%	228.62%	C	-4				
2025/01/21	0.829	No Trade	No Trade	58.29%	0	Research	85	0	Absolutely no Trade	65.49%	209.76%	C	-6				
2025/01/22	0.767	No Trade	No Trade	47.10%	0	Research	85	0	Absolutely no Trade	52.91%	194.75%	C	-10				
2025/01/23	0.770	No Trade	No Trade	47.61%	0	Research	85	0	Absolutely no Trade	53.49%	198.04%	C	-13				
2025/01/24	0.799	No Trade	No Trade	52.55%	0	Research	85	0	Absolutely no Trade	59.04%	214.98%	C	-16				
2025/01/27	1.016	No Trade	No Trade	90.62%	50	Research	85	100	Research Defon Sell	101.82%	330.80%	A	-13				
2025/01/28	0.971	No Trade	No Trade	82.38%	50	Research	85	96	Research Defon Sell	92.56%	343.44%	B	-11				
2025/01/29	0.936	No Trade	No Trade	76.03%	0	Research	85	0	Absolutely no Trade	85.42%	335.21%	C	-8				
2025/01/30	0.921	No Trade	No Trade	73.33%	0	Research	85	0	Absolutely no Trade	82.39%	334.69%	C	-3				
2025/01/31	0.893	No Trade	No Trade	68.15%	0	Research	85	0	Absolutely no Trade	76.57%	334.12%	C	-1				
2025/02/03	0.930	No Trade	No Trade	74.26%	0	Research	85	0	Absolutely no Trade	83.43%	344.56%	C	-2				
2025/02/04	0.901	No Trade	No Trade	69.08%	0	Research	85	0	Absolutely no Trade	77.61%	347.00%	C	-3				
2025/02/05	0.877	No Trade	No Trade	64.69%	0	Research	85	0	Absolutely no Trade	72.68%	348.05%	C	-3				
2025/02/06	0.895	No Trade	No Trade	69.67%	0	Research	85	0	Absolutely no Trade	76.16%	336.69%	C	-5				
2025/02/07	0.879	No Trade	No Trade	66.64%	0	Research	85	0	Absolutely no Trade	72.84%	339.17%	C	-9				
2025/02/10	0.873	No Trade	No Trade	69.82%	0	Research	85	0	Absolutely no Trade	71.09%	327.07%	C	-13				
2025/02/11	0.903	No Trade	No Trade	75.46%	30	Research	85	0	Absolutely no Trade	76.83%	344.43%	C	-14				
2025/02/12	0.995	No Trade	No Trade	93.09%	50	Research	85	98	Research Defon Sell	94.79%	399.30%	B	-12				
2025/02/13	0.955	No Trade	No Trade	85.15%	30	Research	85	0	Absolutely no Trade	86.70%	371.97%	C	-8				
2025/02/14	0.968	No Trade	No Trade	87.57%	50	Research	85	95	Research Defon Sell	89.17%	368.68%	B	-5				
2025/02/17	0.968	No Trade	No Trade	87.07%	75	Research	170	95	Research Defon Sell	88.66%	372.43%	AA	-3				
2025/02/18	0.942	No Trade	No Trade	81.86%	50	Research	170	0	Absolutely no Trade	83.36%	362.30%	B	-4				



S  
e  
|  
|

PEP.NAS  
PepsiCo  
Consumer Staples  
Beverages  
New York

Follow the " 3day to 5day waiting period " before entering the trade : understand the Graph, Trend and Variables

Market Cap : (B)  
222 262

STZ.NYS  
Constellation Brands  
Consumer Staples  
Beverages  
New York

Plan your enrty levels. Focus on the process not the outcome. Expect further short-term deviation from the trade signal. "Patience"

Market Cap : (B)  
43 507

Date	Price or Relative Price	Short_Term_ Radar	Medium_ Term_Radar	Caterpillar_ %	Wise_ Owl(Rnk)	324_Factor	Factor_324	Defcon _Index	Defcon _Index_Trade	Margin of Safety	75_Day_Mom	Trade_Rating (Guidance)	Trendsum
2024/12/18	0.676	No Trade	No Trade	68.82%	50	Research	-85	-91	Research Defcon Buy	-6.78%	-6.33%	C	-15
2024/12/19	0.667	No Trade	No Trade	82.02%	50	Research	-85	-93	Research Defcon Buy	-8.08%	-6.33%	C	-11
2024/12/20	0.671	No Trade	No Trade	76.51%	50	Research	-85	-92	Research Defcon Buy	-7.54%	-5.49%	C	-9
2024/12/23	0.668	No Trade	No Trade	81.16%	50	Research	-85	-92	Research Defcon Buy	-8.00%	-6.22%	C	-6
2024/12/27	0.686	No Trade	No Trade	56.71%	0	Absolutely No	0	0	Absolutely no Trade	-5.59%	-2.84%	C	-1
2024/12/30	0.691	No Trade	No Trade	51.52%	0	Absolutely No	0	0	Absolutely no Trade	-5.08%	-1.91%	C	3
2025/01/02	0.675	No Trade	No Trade	74.24%	30	Research	-85	-91	Research Defcon Buy	-7.31%	-3.89%	C	7
2025/01/03	0.674	No Trade	No Trade	75.22%	50	Research	-85	-91	Research Defcon Buy	-7.41%	-3.48%	C	10
2025/01/06	0.656	No Trade	No Trade	100.00%	50	Research	-85	-94	Research Defcon Buy	-9.97%	-6.20%	C	10
2025/01/07	0.665	No Trade	No Trade	87.43%	50	Research	-85	-93	Research Defcon Buy	-8.72%	-4.67%	C	6
2025/01/08	0.668	No Trade	No Trade	83.71%	50	Research	-85	-92	Research Defcon Buy	-8.35%	-4.94%	C	2
2025/01/09	0.668	No Trade	No Trade	83.93%	50	Research	-85	-93	Research Defcon Buy	-8.37%	-3.15%	C	1
2025/01/10	0.785	No Trade	No Trade	86.57%	0	Absolutely No	0	95	Research Defon Sell	7.55%	16.16%	C	3
2025/01/13	0.777	No Trade	No Trade	74.24%	0	Absolutely No	0	94	Research Defon Sell	6.47%	15.49%	C	5
2025/01/14	0.796	No Trade	No Trade	100.00%	30	Absolutely No	0	95	Research Defon Sell	8.95%	18.30%	C	7
2025/01/15	0.801	No Trade	No Trade	100.00%	30	Absolutely No	0	96	Research Defon Sell	9.69%	20.41%	C	9
2025/01/16	0.794	No Trade	No Trade	89.60%	0	Absolutely No	0	95	Research Defon Sell	8.68%	20.68%	C	12
2025/01/17	0.804	No Trade	No Trade	100.00%	30	Absolutely No	0	96	Research Defon Sell	10.08%	21.89%	C	16
2025/01/20	0.804	No Trade	No Trade	99.24%	30	Absolutely No	0	96	Research Defon Sell	10.00%	20.94%	C	19
2025/01/21	0.811	No Trade	No Trade	100.00%	30	Absolutely No	0	96	Research Defon Sell	10.94%	22.35%	C	23
2025/01/22	0.828	No Trade	No Trade	100.00%	30	Absolutely No	0	97	Research Defon Sell	13.12%	19.64%	C	26
2025/01/23	0.828	No Trade	No Trade	100.00%	30	Absolutely No	0	97	Research Defon Sell	13.16%	21.59%	C	28
2025/01/24	0.814	No Trade	No Trade	85.73%	30	Absolutely No	0	96	Research Defon Sell	11.28%	18.39%	C	30
2025/01/27	0.823	No Trade	No Trade	93.69%	50	Absolutely No	0	97	Research Defon Sell	12.32%	16.40%	C	31
2025/01/28	0.821	No Trade	No Trade	91.39%	50	Absolutely No	0	97	Research Defon Sell	12.02%	14.35%	C	32
2025/01/29	0.825	No Trade	No Trade	95.90%	50	Absolutely No	0	97	Research Defon Sell	12.62%	14.29%	C	31
2025/01/30	0.824	No Trade	No Trade	94.60%	50	Absolutely No	0	97	Research Defon Sell	12.45%	13.64%	C	31
2025/01/31	0.833	No Trade	No Trade	100.00%	50	Absolutely No	0	98	Research Defon Sell	13.69%	16.29%	C	33
2025/02/03	0.862	No Trade	No Trade	100.00%	50	Absolutely No	0	100	Research Defon Sell	17.45%	19.55%	C	33
2025/02/04	0.831	No Trade	No Trade	76.26%	30	Absolutely No	0	96	Research Defon Sell	13.31%	16.07%	C	33
2025/02/05	0.843	No Trade	No Trade	84.90%	30	Absolutely No	0	97	Research Defon Sell	14.81%	15.80%	C	32
2025/02/06	0.850	No Trade	No Trade	90.60%	90	Research	170	98	Research Defon Sell	15.81%	17.29%	AAA	30
2025/02/07	0.856	No Trade	No Trade	94.63%	90	Research	170	99	Research Defon Sell	16.51%	16.93%	AAA	28
2025/02/10	0.875	No Trade	No Trade	100.00%	100	Research	170	100	Research Defon Sell	19.06%	21.22%	AAA	31
2025/02/11	0.884	No Trade	No Trade	100.00%	100	Research	170	100	Research Defon Sell	20.29%	23.41%	AAA	34
2025/02/12	0.894	No Trade	No Trade	100.00%	100	Research	170	100	Research Defon Sell	21.62%	25.01%	AAA	36
2025/02/13	0.886	No Trade	No Trade	94.74%	100	Research	170	99	Research Defon Sell	20.49%	23.45%	AAA	38
2025/02/14	0.880	No Trade	No Trade	90.90%	100	Research	170	98	Research Defon Sell	19.66%	23.06%	AAA	38
2025/02/17	0.880	No Trade	No Trade	90.52%	100	Research	170	98	Research Defon Sell	19.57%	24.03%	AAA	36
2025/02/18	0.851	Sell_Panda_ST	No Trade	72.01%	90	Research	170	95	Research Defon Sell	15.57%	20.53%	AA	33





# AMZN.NAS

Follow the " 3day to 5day waiting period " before entering the trade : understand the Graph, Trend and Variables

# APH.NYS

Plan your enrty levels. Focus on the process not the outcome. Expect further short-term deviation from the trade signal. "Patience"

**B** Amazon  
**u** Consumer Discretionary  
**y** Internet & Direct Marketing Retail

New York

Market Cap : (B)

2 072 719

Amphenol

Technology

Electronic Equipment Instruments & Components

New York

Market Cap : (B)

89 565

-1.898

-14.455

7.616

Date	Price or Relative Price	Short_Term_ Radar	Medium_ Term_Radar	Caterpillar_ %	Wise_ Owl(Rnk)	324_Factor	Factor_324	Defcon _Index	Defcon _Index_Trade	Margin of Safety	75_Day_Mom	Trade_Rating (Guidance)	Trendsum
2024/12/18	3.146	No Trade	No Trade	81.68%	30	Absolutely No	0	95	Research Defon Sell	7.08%	9.39%	C	22
2024/12/19	3.189	No Trade	No Trade	98.99%	30	Absolutely No	0	96	Research Defon Sell	8.58%	11.38%	C	25
2024/12/20	3.187	No Trade	No Trade	98.12%	50	Research	85	96	Research Defon Sell	8.50%	10.34%	C	27
2024/12/23	3.170	No Trade	No Trade	92.20%	50	Research	85	96	Research Defon Sell	7.99%	7.34%	C	26
2024/12/27	3.163	No Trade	No Trade	90.03%	50	Research	85	95	Research Defon Sell	7.80%	6.38%	C	26
2024/12/30	3.184	No Trade	No Trade	98.89%	50	Research	85	96	Research Defon Sell	8.57%	8.04%	C	23
2025/01/02	3.191	No Trade	No Trade	100.00%	50	Research	85	96	Research Defon Sell	8.85%	8.80%	C	25
2025/01/03	3.198	No Trade	No Trade	100.00%	50	Research	85	97	Research Defon Sell	9.11%	9.44%	C	29
2025/01/06	3.200	No Trade	No Trade	100.00%	60	Research	85	97	Research Defon Sell	9.22%	9.57%	C	33
2025/01/07	3.108	Sell_Panda_ST	Sell_Panda_ST	66.19%	50	Research	85	94	Research Defon Sell	6.10%	5.53%	C	32
2025/01/08	3.092	Sell_Panda_ST	Sell_Panda_ST	60.52%	0	Absolutely No	0	93	Research Defon Sell	5.58%	6.34%	C	30
2025/01/09	3.092	Sell_Panda_ST	Sell_Panda_ST	60.69%	0	Absolutely No	0	93	Research Defon Sell	5.59%	6.38%	C	28
2025/01/10	3.119	Sell_Panda_ST	Sell_Panda_ST	70.62%	50	Research	85	94	Research Defon Sell	6.51%	5.64%	C	24
2025/01/13	3.197	No Trade	No Trade	99.98%	50	Research	85	97	Research Defon Sell	9.21%	9.02%	C	20
2025/01/14	3.099	Sell_Panda_ST	Sell_Panda_ST	63.90%	0	Absolutely No	0	94	Research Defon Sell	5.89%	5.20%	C	19
2025/01/15	3.148	No Trade	No Trade	82.27%	50	Research	85	95	Research Defon Sell	7.58%	8.23%	C	15
2025/01/16	3.159	No Trade	No Trade	86.37%	50	Research	85	95	Research Defon Sell	7.96%	9.26%	C	11
2025/01/17	3.255	No Trade	No Trade	100.00%	50	Research	85	98	Research Defon Sell	11.26%	13.82%	C	11
2025/01/20	3.255	No Trade	No Trade	100.00%	50	Research	85	98	Research Defon Sell	11.31%	11.85%	C	12
2025/01/21	3.173	No Trade	No Trade	75.31%	50	Research	85	95	Research Defon Sell	8.52%	6.70%	C	13
2025/01/22	3.019	Sell_Panda_ST	Sell_Panda_ST	29.02%	0	Absolutely No	0	0	Absolutely no Trade	3.28%	2.99%	C	12
2025/01/23	2.997	No Trade	No Trade	22.47%	0	Absolutely No	0	0	Absolutely no Trade	2.54%	0.27%	C	8
2025/01/24	3.042	No Trade	No Trade	36.35%	0	Absolutely No	0	0	Absolutely no Trade	4.11%	5.76%	C	3
2025/01/27	3.488	No Trade	No Trade	100.00%	50	Research	85	100	Research Defon Sell	19.41%	22.81%	A	0
2025/01/28	3.473	No Trade	No Trade	97.33%	50	Research	85	100	Research Defon Sell	18.90%	21.79%	A	1
2025/01/29	3.417	No Trade	No Trade	87.61%	50	Research	85	98	Research Defon Sell	17.01%	18.19%	B	1
2025/01/30	3.274	No Trade	No Trade	62.53%	0	Research	85	0	Absolutely no Trade	12.14%	13.69%	C	1
2025/01/31	3.358	No Trade	No Trade	77.38%	50	Research	85	96	Research Defon Sell	15.02%	20.65%	B	-1
2025/02/03	3.386	No Trade	No Trade	82.56%	50	Research	85	97	Research Defon Sell	16.03%	18.52%	B	-2
2025/02/04	3.472	No Trade	No Trade	97.91%	50	Research	85	100	Research Defon Sell	19.01%	24.48%	A	0
2025/02/05	3.397	No Trade	No Trade	84.71%	50	Research	85	97	Research Defon Sell	16.45%	22.35%	B	3
2025/02/06	3.410	No Trade	No Trade	87.14%	50	Research	85	98	Research Defon Sell	16.92%	21.73%	B	3
2025/02/07	3.283	No Trade	No Trade	64.71%	0	Research	85	0	Absolutely no Trade	12.56%	16.11%	C	0
2025/02/10	3.247	No Trade	No Trade	58.62%	0	Research	85	0	Absolutely no Trade	11.38%	14.43%	C	-6
2025/02/11	3.328	No Trade	No Trade	72.92%	50	Research	85	95	Research Defon Sell	14.16%	23.35%	B	-10
2025/02/12	3.283	No Trade	No Trade	65.15%	0	Research	85	0	Absolutely no Trade	12.65%	22.95%	C	-13
2025/02/13	3.321	No Trade	No Trade	71.92%	50	Research	85	95	Research Defon Sell	13.96%	22.72%	B	-13
2025/02/14	3.320	No Trade	No Trade	71.84%	50	Research	85	95	Research Defon Sell	13.95%	21.03%	B	-12
2025/02/17	3.320	No Trade	No Trade	72.09%	50	Research	85	95	Research Defon Sell	14.00%	19.83%	B	-12
2025/02/18	3.283	No Trade	No Trade	65.70%	0	Research	85	0	Absolutely no Trade	12.75%	16.46%	C	-12



KR.NYS

B  
u  
y

Kohl's Corporation

Consumer Staples

Food & Staples Retailing

New York

Market Cap : (B)

42 845

MKC.NYS

McCormick & Company

Consumer Staples

Food Products

New York

Market Cap : (B)

19 565

Follow the " 3day to 5day waiting period " before entering the trade : understand the Graph, Trend and Variables

Plan your enrty levels. Focus on the process not the outcome. Expect further short-term deviation from the trade signal. "Patience"

Date	Price or Relative Price	Short_Term_ Radar	Medium_ Term_Radar	Caterpillar_ %	Wise_ Owl(Rnk)	324_Factor	Factor_324	Defcon _Index	Defcon _Index_Trade	Margin of Safety	75_Day_Mom	Trade_Rating (Guidance)	Trendsum
2024/12/18	0.769	No Trade	No Trade	5.07%	0	Absolutely No	0	94	Research Defon Sell	0.86%	19.67%	C	0
2024/12/19	0.779	No Trade	No Trade	12.67%	0	Absolutely No	0	95	Research Defon Sell	2.15%	23.54%	C	0
2024/12/20	0.784	No Trade	No Trade	16.49%	0	Absolutely No	0	96	Research Defon Sell	2.80%	25.62%	C	2
2024/12/23	0.780	No Trade	No Trade	12.87%	0	Absolutely No	0	96	Research Defon Sell	2.18%	25.00%	C	4
2024/12/27	0.809	No Trade	No Trade	34.47%	0	Absolutely No	0	98	Research Defon Sell	5.85%	29.75%	C	7
2024/12/30	0.812	No Trade	No Trade	35.85%	0	Absolutely No	0	99	Research Defon Sell	6.08%	22.27%	C	9
2025/01/02	0.816	No Trade	No Trade	39.02%	0	Absolutely No	0	99	Research Defon Sell	6.62%	22.29%	C	13
2025/01/03	0.810	No Trade	No Trade	34.23%	0	Absolutely No	0	98	Research Defon Sell	5.81%	22.23%	C	18
2025/01/06	0.818	No Trade	No Trade	39.47%	0	Absolutely No	0	99	Research Defon Sell	6.70%	25.55%	C	23
2025/01/07	0.796	No Trade	No Trade	22.39%	0	Absolutely No	0	97	Research Defon Sell	3.80%	22.26%	C	28
2025/01/08	0.790	Sell_Panda_ST	No Trade	18.11%	0	Absolutely No	0	96	Research Defon Sell	3.07%	20.14%	C	30
2025/01/09	0.790	Sell_Panda_ST	No Trade	17.95%	0	Absolutely No	0	96	Research Defon Sell	3.05%	18.42%	C	29
2025/01/10	0.828	No Trade	No Trade	46.77%	0	Absolutely No	0	100	Research Defon Sell	7.94%	22.71%	C	27
2025/01/13	0.835	No Trade	No Trade	51.59%	0	Absolutely No	0	100	Research Defon Sell	8.76%	24.77%	C	24
2025/01/14	0.833	No Trade	No Trade	50.22%	0	Absolutely No	0	100	Research Defon Sell	8.52%	22.79%	C	22
2025/01/15	0.818	No Trade	No Trade	37.88%	0	Absolutely No	0	98	Research Defon Sell	6.43%	22.71%	C	20
2025/01/16	0.796	No Trade	No Trade	21.32%	0	Absolutely No	0	95	Research Defon Sell	3.62%	17.27%	C	20
2025/01/17	0.796	Sell_Panda_ST	Sell_Panda_ST	21.02%	0	Absolutely No	0	95	Research Defon Sell	3.57%	14.34%	C	18
2025/01/20	0.796	Sell_Panda_ST	Sell_Panda_ST	20.53%	0	Absolutely No	0	95	Research Defon Sell	3.48%	18.04%	C	17
2025/01/21	0.795	Sell_Panda_ST	Sell_Panda_ST	19.67%	0	Absolutely No	0	95	Research Defon Sell	3.34%	16.30%	C	17
2025/01/22	0.802	Sell_Panda_ST	Sell_Panda_ST	24.97%	0	Absolutely No	0	96	Research Defon Sell	4.24%	16.68%	C	16
2025/01/23	0.783	Sell_Panda_ST	Sell_Panda_ST	10.38%	0	Absolutely No	0	0	Absolutely no Trade	1.76%	13.00%	C	13
2025/01/24	0.784	No Trade	No Trade	10.51%	0	Absolutely No	0	0	Absolutely no Trade	1.78%	11.19%	C	9
2025/01/27	0.786	No Trade	No Trade	11.68%	0	Absolutely No	0	0	Absolutely no Trade	1.98%	11.76%	C	3
2025/01/28	0.787	No Trade	No Trade	12.46%	0	Absolutely No	0	0	Absolutely no Trade	2.11%	11.75%	C	-1
2025/01/29	0.794	No Trade	No Trade	17.28%	0	Absolutely No	0	95	Research Defon Sell	2.93%	14.69%	C	-2
2025/01/30	0.785	No Trade	No Trade	10.29%	0	Absolutely No	0	0	Absolutely no Trade	1.75%	13.66%	C	-2
2025/01/31	0.798	No Trade	No Trade	20.34%	0	Absolutely No	0	96	Research Defon Sell	3.45%	17.04%	C	-2
2025/02/03	0.812	No Trade	No Trade	30.14%	0	Absolutely No	0	97	Research Defon Sell	5.11%	17.81%	C	0
2025/02/04	0.832	No Trade	No Trade	45.69%	0	Absolutely No	0	100	Research Defon Sell	7.75%	19.15%	C	2
2025/02/05	0.852	No Trade	No Trade	60.48%	50	Research	85	100	Research Defon Sell	10.26%	20.56%	A	4
2025/02/06	0.840	No Trade	No Trade	51.00%	50	Research	85	99	Research Defon Sell	8.65%	19.09%	B	6
2025/02/07	0.830	No Trade	No Trade	43.21%	50	Research	85	97	Research Defon Sell	7.33%	14.94%	C	8
2025/02/10	0.851	No Trade	No Trade	59.34%	50	Research	85	100	Research Defon Sell	10.07%	18.99%	A	8
2025/02/11	0.843	No Trade	No Trade	52.45%	50	Research	85	99	Research Defon Sell	8.90%	16.07%	B	5
2025/02/12	0.856	No Trade	No Trade	62.54%	50	Research	85	100	Research Defon Sell	10.61%	18.95%	A	7
2025/02/13	0.847	No Trade	No Trade	55.24%	50	Research	85	99	Research Defon Sell	9.37%	14.91%	C	10
2025/02/14	0.846	No Trade	No Trade	54.73%	50	Research	85	99	Research Defon Sell	9.29%	16.07%	B	13
2025/02/17	0.846	No Trade	No Trade	54.22%	50	Research	85	99	Research Defon Sell	9.20%	17.11%	B	15
2025/02/18	0.860	No Trade	No Trade	64.17%	50	Research	85	100	Research Defon Sell	10.89%	20.19%	A	17





CF.NYS

B

CF Industries

u

Materials

y

Chemicals

New York

Market Cap : (B)

15 625

FMC.NYS

FMC Corporation

Materials

Chemicals

New York

Market Cap : (B)

7 333

Follow the " 3day to 5day waiting period " before entering the trade : understand the Graph, Trend and Variables

Plan your enrty levels. Focus on the process not the outcome. Expect further short-term deviation from the trade signal. "Patience"

Date	Price or Relative Price	Short_Term_ Radar	Medium_ Term_Radar	Caterpillar_ %	Wise_ Owl(Rnk)	324_Factor	Factor_324	Defcon _Index	Defcon _Index_Trade	Margin of Safety	75_Day_Mom	Trade_Rating (Guidance)	Trendsum
2024/12/18	1.719	No Trade	No Trade	35.27%	0	Absolutely No	0	100	Research Defon Sell	10.68%	37.16%	C	15
2024/12/19	1.751	No Trade	No Trade	41.91%	0	Absolutely No	0	100	Research Defon Sell	12.69%	34.38%	C	18
2024/12/20	1.695	No Trade	No Trade	29.65%	0	Absolutely No	0	97	Research Defon Sell	8.97%	31.88%	C	22
2024/12/23	1.706	No Trade	No Trade	31.50%	0	Absolutely No	0	97	Research Defon Sell	9.54%	35.88%	C	24
2024/12/27	1.729	No Trade	No Trade	35.71%	0	Absolutely No	0	99	Research Defon Sell	10.81%	37.40%	C	23
2024/12/30	1.734	No Trade	No Trade	36.23%	0	Absolutely No	0	99	Research Defon Sell	10.97%	38.39%	C	20
2025/01/02	1.761	No Trade	No Trade	41.28%	0	Absolutely No	0	100	Research Defon Sell	12.50%	41.30%	C	21
2025/01/03	1.824	No Trade	No Trade	54.35%	0	Absolutely No	0	100	Research Defon Sell	16.45%	44.94%	C	22
2025/01/06	1.807	No Trade	No Trade	50.24%	0	Absolutely No	0	99	Research Defon Sell	15.21%	40.50%	C	25
2025/01/07	1.736	No Trade	No Trade	35.03%	0	Absolutely No	0	95	Research Defon Sell	10.60%	35.26%	C	27
2025/01/08	1.729	No Trade	No Trade	33.52%	0	Absolutely No	0	0	Absolutely no Trade	10.15%	33.65%	C	28
2025/01/09	1.729	Sell_Panda_ST	No Trade	33.34%	0	Absolutely No	0	0	Absolutely no Trade	10.09%	31.48%	C	27
2025/01/10	1.790	No Trade	No Trade	45.85%	0	Absolutely No	0	98	Research Defon Sell	13.88%	36.62%	C	27
2025/01/13	1.835	No Trade	No Trade	54.77%	0	Absolutely No	0	100	Research Defon Sell	16.58%	39.76%	C	27
2025/01/14	1.775	No Trade	No Trade	42.00%	50	Research	85	97	Research Defon Sell	12.71%	35.45%	B	26
2025/01/15	1.803	No Trade	No Trade	47.57%	50	Research	85	98	Research Defon Sell	14.40%	39.89%	B	23
2025/01/16	1.817	No Trade	No Trade	50.33%	50	Research	85	99	Research Defon Sell	15.24%	40.18%	B	21
2025/01/17	1.816	No Trade	No Trade	49.91%	50	Research	85	99	Research Defon Sell	15.11%	39.54%	B	18
2025/01/20	1.816	No Trade	No Trade	49.33%	50	Research	85	99	Research Defon Sell	14.93%	36.72%	B	17
2025/01/21	1.718	Sell_Panda_ST	Sell_Panda_ST	28.71%	0	Research	85	0	Absolutely no Trade	8.69%	27.51%	C	14
2025/01/22	1.718	Sell_Panda_ST	Sell_Panda_ST	28.48%	0	Research	85	0	Absolutely no Trade	8.62%	23.14%	C	12
2025/01/23	1.712	No Trade	No Trade	27.06%	0	Research	85	0	Absolutely no Trade	8.19%	21.48%	C	9
2025/01/24	1.586	No Trade	No Trade	0.57%	0	Absolutely No	0	0	Absolutely no Trade	0.17%	13.44%	C	5
2025/01/27	1.588	No Trade	No Trade	0.50%	0	Absolutely No	0	0	Absolutely no Trade	0.15%	13.36%	C	-1
2025/01/28	1.604	No Trade	No Trade	3.82%	0	Absolutely No	0	0	Absolutely no Trade	1.16%	12.76%	C	-6
2025/01/29	1.642	No Trade	No Trade	11.56%	0	Absolutely No	0	0	Absolutely no Trade	3.50%	12.35%	C	-9
2025/01/30	1.635	No Trade	No Trade	9.91%	0	Absolutely No	0	0	Absolutely no Trade	3.00%	12.97%	C	-11
2025/01/31	1.653	No Trade	No Trade	13.43%	0	Absolutely No	0	0	Absolutely no Trade	4.07%	19.19%	C	-11
2025/02/03	1.684	No Trade	No Trade	19.27%	0	Absolutely No	0	0	Absolutely no Trade	5.83%	22.24%	C	-10
2025/02/04	1.741	No Trade	No Trade	31.01%	0	Research	85	0	Absolutely no Trade	9.39%	29.13%	C	-7
2025/02/05	2.497	No Trade	No Trade	100.00%	50	Research	85	100	Research Defon Sell	56.77%	81.97%	A	-3
2025/02/06	2.359	No Trade	No Trade	84.64%	0	Research	85	0	Absolutely no Trade	48.05%	76.07%	C	-1
2025/02/07	2.433	No Trade	No Trade	92.73%	50	Research	85	97	Research Defon Sell	52.65%	80.18%	B	1
2025/02/10	2.479	No Trade	No Trade	97.32%	50	Research	85	99	Research Defon Sell	55.25%	84.31%	A	3
2025/02/11	2.334	No Trade	No Trade	81.25%	0	Research	85	0	Absolutely no Trade	46.13%	72.24%	C	2
2025/02/12	2.214	No Trade	No Trade	67.92%	0	Research	85	0	Absolutely no Trade	38.56%	63.65%	C	0
2025/02/13	2.219	No Trade	No Trade	68.31%	0	Research	85	0	Absolutely no Trade	38.78%	65.38%	C	-1
2025/02/14	2.252	No Trade	No Trade	71.86%	0	Research	85	0	Absolutely no Trade	40.80%	69.22%	C	-2
2025/02/17	2.252	No Trade	No Trade	71.49%	0	Research	85	0	Absolutely no Trade	40.59%	66.60%	C	-4
2025/02/18	2.189	No Trade	No Trade	64.45%	0	Research	85	0	Absolutely no Trade	36.59%	78.36%	C	-7



Date	9 day	9 vs 21 day	33 day
2024/12/30	Buy_9day	Buy 9 vs 21	Buy 33_Day
2025/01/02	Buy_9day	Buy 9 vs 21	Buy 33_Day
2025/01/03	Buy_9day	Buy 9 vs 21	Buy 33_Day
2025/01/06	Buy_9day	Buy 9 vs 21	Buy 33_Day
2025/01/07	Sell_9day	Buy 9 vs 21	Buy 33_Day
2025/01/08	Sell_9day	Buy 9 vs 21	Buy 33_Day
2025/01/09	Sell_9day	Buy 9 vs 21	Buy 33_Day
2025/01/10	Buy_9day	Buy 9 vs 21	Buy 33_Day
2025/01/13	Buy_9day	Buy 9 vs 21	Buy 33_Day
2025/01/14	Sell_9day	Buy 9 vs 21	Buy 33_Day
2025/01/15	Buy_9day	Buy 9 vs 21	Buy 33_Day
2025/01/16	Buy_9day	Buy 9 vs 21	Buy 33_Day
2025/01/17	Buy_9day	Buy 9 vs 21	Buy 33_Day
2025/01/20	Buy_9day	Buy 9 vs 21	Buy 33_Day
2025/01/21	Sell_9day	Buy 9 vs 21	Buy 33_Day
2025/01/22	Sell_9day	Buy 9 vs 21	Buy 33_Day
2025/01/23	Sell_9day	Buy 9 vs 21	Buy 33_Day
2025/01/24	Sell_9day	Sell 9 vs 21	Sell 33_Day
2025/01/27	Sell_9day	Sell 9 vs 21	Sell 33_Day
2025/01/28	Sell_9day	Sell 9 vs 21	Sell 33_Day
2025/01/29	Sell_9day	Sell 9 vs 21	Sell 33_Day
2025/01/30	Sell_9day	Sell 9 vs 21	Sell 33_Day
2025/01/31	Buy_9day	Sell 9 vs 21	Sell 33_Day
2025/02/03	Buy_9day	Sell 9 vs 21	Sell 33_Day
2025/02/04	Buy_9day	Sell 9 vs 21	Buy 33_Day
2025/02/05	Buy_9day	Sell 9 vs 21	Buy 33_Day
2025/02/06	Buy_9day	Buy 9 vs 21	Buy 33_Day
2025/02/07	Buy_9day	Buy 9 vs 21	Buy 33_Day
2025/02/10	Buy_9day	Buy 9 vs 21	Buy 33_Day
2025/02/11	Buy_9day	Buy 9 vs 21	Buy 33_Day
2025/02/12	Buy_9day	Buy 9 vs 21	Buy 33_Day
2025/02/13	Buy_9day	Buy 9 vs 21	Buy 33_Day
2025/02/14	Sell_9day	Buy 9 vs 21	Buy 33_Day
2025/02/17	Sell_9day	Buy 9 vs 21	Buy 33_Day
2025/02/18	Sell_9day	Buy 9 vs 21	Buy 33_Day

Strategy Universe	Pairs_NYSE_Chemicals	Ascendant guidance	Trade	Strategy_Open Date	2025/01/24	Caterpillar Guidance	Trade	
<div><div><div>CF.NYS</div><div>21 per. Mov. Avg. (CF.NYS)</div><div>Linear (CF.NYS)</div></div><div><div>FMC.NYS</div><div>21 per. Mov. Avg. (FMC.NYS)</div><div>Linear (FMC.NYS)</div></div></div>							(+) : Mom Days	73
							(-) : Mom Days	0
							Guided : Factor	66 day
							324_Buy Guidance	0.0%
							324_Sell Guidance	87.7%
							Mom_75 (days)	78.4%
							9 vs 21 day	16.54%
							Price vs 9 day	-4.96%

S  
e  
l  
l

CSCO.NAS

Cisco Systems

Technology

Communications Equipment

New York

Market Cap : (B)

233 190

DOW.NYS

Dow Inc.

Materials

Chemicals

New York

Market Cap : (B)

31 935

Plan your enrty levels. Focus on the process not the outcome. Expect further short-term deviation from the trade signal. "Patience"

Date	Price or Relative Price	Short_Term_ Radar	Medium_ Term_Radar	Caterpillar_ %	Wise_ Owl(Rnk)	324_Factor	Factor_324	Defcon _Index	Defcon _Index_Trade	Margin of Safety	75_Day_Mom	Trade_Rating (Guidance)	Trendsum
2024/12/18	1.433	No Trade	No Trade	24.28%	0	Absolutely No	0	98	Research Defon Sell	14.54%	49.65%	C	28
2024/12/19	1.474	No Trade	No Trade	29.55%	0	Absolutely No	0	100	Research Defon Sell	17.70%	54.02%	C	28
2024/12/20	1.465	No Trade	No Trade	28.19%	0	Absolutely No	0	99	Research Defon Sell	16.89%	54.34%	C	28
2024/12/23	1.476	No Trade	No Trade	28.97%	0	Absolutely No	0	100	Research Defon Sell	17.36%	53.70%	C	30
2024/12/27	1.489	No Trade	No Trade	29.96%	30	Absolutely No	0	100	Research Defon Sell	17.95%	53.83%	C	33
2024/12/30	1.501	No Trade	No Trade	30.89%	30	Absolutely No	0	100	Research Defon Sell	18.50%	52.04%	C	35
2025/01/02	1.494	No Trade	No Trade	29.44%	30	Absolutely No	0	100	Research Defon Sell	17.64%	50.48%	C	36
2025/01/03	1.494	No Trade	No Trade	30.75%	30	Absolutely No	0	100	Research Defon Sell	17.49%	48.31%	C	37
2025/01/06	1.478	No Trade	No Trade	27.99%	30	Absolutely No	0	99	Research Defon Sell	15.92%	50.48%	C	37
2025/01/07	1.495	No Trade	No Trade	30.10%	30	Absolutely No	0	100	Research Defon Sell	17.12%	52.69%	C	35
2025/01/08	1.521	No Trade	No Trade	33.44%	30	Absolutely No	0	100	Research Defon Sell	19.02%	56.39%	C	36
2025/01/09	1.521	No Trade	No Trade	33.73%	30	Absolutely No	0	100	Research Defon Sell	18.90%	51.35%	C	39
2025/01/10	1.526	No Trade	No Trade	34.17%	30	Absolutely No	0	100	Research Defon Sell	19.14%	52.13%	C	38
2025/01/13	1.481	No Trade	No Trade	27.42%	50	Research	85	97	Research Defon Sell	15.32%	50.74%	B	37
2025/01/14	1.480	Sell_Panda_ST	No Trade	27.09%	50	Research	85	97	Research Defon Sell	15.13%	48.56%	B	35
2025/01/15	1.485	Sell_Panda_ST	No Trade	27.49%	50	Research	85	97	Research Defon Sell	15.35%	53.72%	B	33
2025/01/16	1.464	Sell_Panda_ST	Sell_Panda_ST	24.36%	50	Research	85	96	Research Defon Sell	13.61%	52.05%	B	28
2025/01/17	1.468	Sell_Panda_ST	Sell_Panda_ST	24.71%	50	Research	85	96	Research Defon Sell	13.80%	50.65%	B	24
2025/01/20	1.468	Sell_Panda_ST	Sell_Panda_ST	24.10%	50	Research	85	96	Research Defon Sell	13.46%	51.77%	B	20
2025/01/21	1.468	Sell_Panda_ST	Sell_Panda_ST	23.92%	50	Research	85	96	Research Defon Sell	13.36%	52.52%	B	16
2025/01/22	1.510	No Trade	No Trade	29.52%	50	Research	85	99	Research Defon Sell	16.49%	56.94%	B	12
2025/01/23	1.501	No Trade	No Trade	28.05%	50	Research	85	98	Research Defon Sell	15.67%	57.43%	B	13
2025/01/24	1.504	No Trade	No Trade	28.57%	50	Research	85	99	Research Defon Sell	15.83%	56.47%	B	13
2025/01/27	1.409	No Trade	No Trade	14.80%	0	Research	85	0	Absolutely no Trade	8.20%	42.22%	C	11
2025/01/28	1.435	No Trade	No Trade	18.13%	0	Research	85	0	Absolutely no Trade	10.05%	43.11%	C	8
2025/01/29	1.451	No Trade	No Trade	20.13%	50	Research	85	95	Research Defon Sell	11.15%	45.28%	B	4
2025/01/30	1.569	No Trade	No Trade	36.22%	50	Research	85	100	Research Defon Sell	20.07%	55.50%	A	4
2025/01/31	1.552	No Trade	No Trade	33.69%	50	Research	85	99	Research Defon Sell	18.67%	53.10%	B	5
2025/02/03	1.633	No Trade	No Trade	44.22%	50	Research	85	100	Research Defon Sell	24.51%	58.74%	A	6
2025/02/04	1.591	No Trade	No Trade	38.26%	50	Research	85	97	Research Defon Sell	21.20%	49.41%	B	6
2025/02/05	1.649	No Trade	No Trade	50.05%	50	Research	85	100	Research Defon Sell	25.46%	55.17%	A	6
2025/02/06	1.606	No Trade	No Trade	43.44%	50	Research	85	97	Research Defon Sell	22.10%	50.29%	B	9
2025/02/07	1.614	No Trade	No Trade	44.38%	50	Research	85	98	Research Defon Sell	22.58%	48.91%	B	12
2025/02/10	1.628	No Trade	No Trade	45.82%	50	Research	85	99	Research Defon Sell	23.31%	49.81%	B	15
2025/02/11	1.616	No Trade	No Trade	43.75%	50	Research	85	98	Research Defon Sell	22.26%	47.86%	B	17
2025/02/12	1.634	No Trade	No Trade	46.22%	50	Research	85	99	Research Defon Sell	23.52%	48.92%	A	17
2025/02/13	1.665	No Trade	No Trade	50.55%	50	Research	85	100	Research Defon Sell	25.72%	48.47%	A	17
2025/02/14	1.678	No Trade	No Trade	52.15%	50	Research	85	100	Research Defon Sell	26.53%	52.06%	A	18
2025/02/17	1.678	No Trade	No Trade	51.43%	50	Research	85	100	Research Defon Sell	26.17%	49.07%	A	19
2025/02/18	1.626	No Trade	No Trade	43.60%	50	Research	85	97	Research Defon Sell	22.18%	44.33%	B	19



Date	9 day	9 vs 21 day	33 day
2024/12/30	Buy_9day	Buy 9 vs 21	Buy 33_Day
2025/01/02	Buy_9day	Buy 9 vs 21	Buy 33_Day
2025/01/03	Buy_9day	Buy 9 vs 21	Buy 33_Day
2025/01/06	Buy_9day	Buy 9 vs 21	Buy 33_Day
2025/01/07	Buy_9day	Buy 9 vs 21	Buy 33_Day
2025/01/08	Buy_9day	Buy 9 vs 21	Buy 33_Day
2025/01/09	Buy_9day	Buy 9 vs 21	Buy 33_Day
2025/01/10	Buy_9day	Buy 9 vs 21	Buy 33_Day
2025/01/13	Sell_9day	Buy 9 vs 21	Buy 33_Day
2025/01/14	Sell_9day	Buy 9 vs 21	Buy 33_Day
2025/01/15	Sell_9day	Buy 9 vs 21	Buy 33_Day
2025/01/16	Sell_9day	Buy 9 vs 21	Buy 33_Day
2025/01/17	Sell_9day	Buy 9 vs 21	Buy 33_Day
2025/01/20	Sell_9day	Buy 9 vs 21	Buy 33_Day
2025/01/21	Sell_9day	Buy 9 vs 21	Buy 33_Day
2025/01/22	Buy_9day	Sell 9 vs 21	Buy 33_Day
2025/01/23	Buy_9day	Sell 9 vs 21	Buy 33_Day
2025/01/24	Buy_9day	Sell 9 vs 21	Buy 33_Day
2025/01/27	Sell_9day	Sell 9 vs 21	Sell 33_Day
2025/01/28	Sell_9day	Sell 9 vs 21	Sell 33_Day
2025/01/29	Sell_9day	Sell 9 vs 21	Sell 33_Day
2025/01/30	Buy_9day	Sell 9 vs 21	Buy 33_Day
2025/01/31	Buy_9day	Sell 9 vs 21	Buy 33_Day
2025/02/03	Buy_9day	Buy 9 vs 21	Buy 33_Day
2025/02/04	Buy_9day	Buy 9 vs 21	Buy 33_Day
2025/02/05	Buy_9day	Buy 9 vs 21	Buy 33_Day
2025/02/06	Buy_9day	Buy 9 vs 21	Buy 33_Day
2025/02/07	Buy_9day	Buy 9 vs 21	Buy 33_Day
2025/02/10	Buy_9day	Buy 9 vs 21	Buy 33_Day
2025/02/11	Buy_9day	Buy 9 vs 21	Buy 33_Day
2025/02/12	Buy_9day	Buy 9 vs 21	Buy 33_Day
2025/02/13	Buy_9day	Buy 9 vs 21	Buy 33_Day
2025/02/14	Buy_9day	Buy 9 vs 21	Buy 33_Day
2025/02/17	Buy_9day	Buy 9 vs 21	Buy 33_Day
2025/02/18	Sell_9day	Buy 9 vs 21	Buy 33_Day

Strategy Universe

Pairs\_NYSE\_Dow

Ascendant guidance

Research

Strategy\_Open Date

2025/01/24

Caterpillar Guidance

Trade

CSCO.NAS

21 per. Mov. Avg. (CSCO.NAS)

Linear (CSCO.NAS)

DOW.NYS

21 per. Mov. Avg. (DOW.NYS)

Linear (DOW.NYS)

(+) : Mom Days

165

(-) : Mom Days

0

Guided : Factor

66 day

324\_Buy Guidance

0.0%

324\_Sell Guidance

96.9%

Mom\_75 (days)

44.3%

9 vs 21 day

4.21%

Price vs 9 day

-0.75%



S  
e  
l  
l

IEX.NYS

Follow the " 3day to 5day waiting period " before entering the trade : understand the Graph, Trend and Variables

IDEX Corporation

Industrial Machinery

New York

Market Cap : (B)

17 606

NDSN.NAS

Plan your enrty levels. Focus on the process not the outcome. Expect further short-term deviation from the trade signal. "Patience"

Nordson Corporation

Industrial Machinery

New York

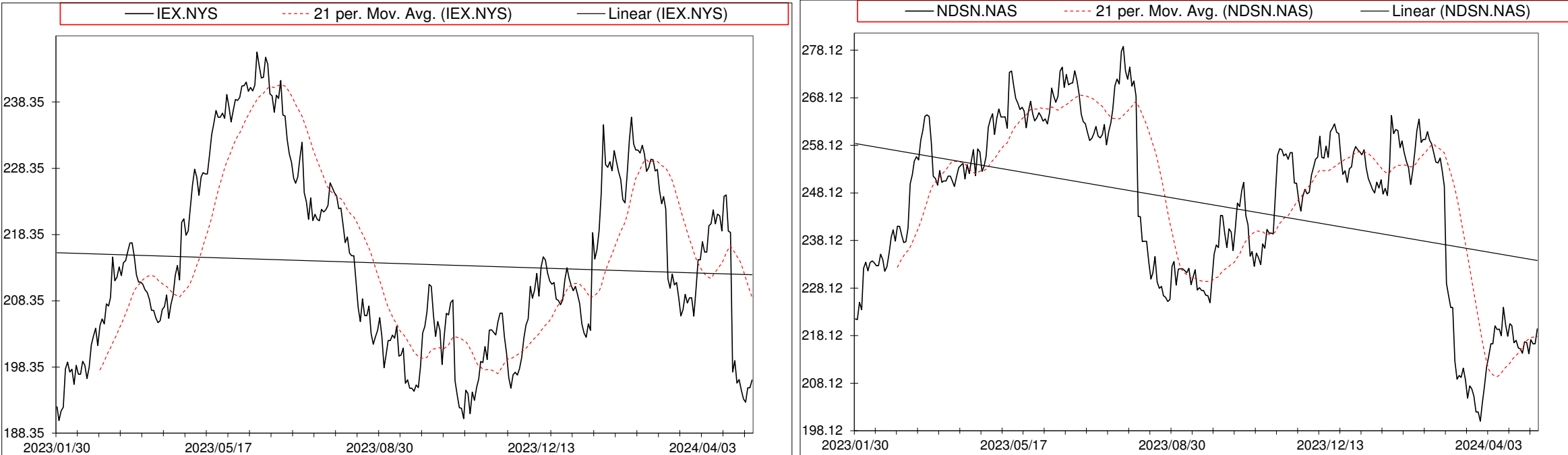
Market Cap : (B)

14 940

Date	Price or Relative Price	Short_Term_ Radar	Medium_ Term_Radar	Caterpillar_ %	Wise_ Owl(Rnk)	324_Factor	Factor_324	Defcon _Index	Defcon _Index_Trade	Margin of Safety	75_Day_Mom	Trade_Rating (Guidance)	Trendsum
2024/12/18	0.995	No Trade	No Trade	68.87%	50	Research	85	96	Research Defon Sell	10.17%	24.65%	B	30
2024/12/19	1.006	No Trade	No Trade	77.47%	50	Research	85	97	Research Defon Sell	11.44%	25.97%	B	32
2024/12/20	1.013	No Trade	No Trade	82.05%	50	Research	85	97	Research Defon Sell	12.12%	27.04%	B	32
2024/12/23	1.007	No Trade	No Trade	77.32%	50	Research	85	97	Research Defon Sell	11.42%	26.84%	B	34
2024/12/27	0.999	No Trade	No Trade	70.96%	50	Research	85	96	Research Defon Sell	10.48%	25.67%	B	35
2024/12/30	1.000	No Trade	No Trade	71.07%	50	Research	85	96	Research Defon Sell	10.50%	25.30%	B	35
2025/01/02	1.005	No Trade	No Trade	74.60%	50	Research	85	97	Research Defon Sell	11.02%	26.71%	B	32
2025/01/03	0.997	Sell_Panda_ST	No Trade	68.53%	50	Research	85	96	Research Defon Sell	10.12%	24.68%	B	29
2025/01/06	1.011	No Trade	No Trade	78.54%	50	Research	85	97	Research Defon Sell	11.60%	26.09%	B	27
2025/01/07	1.013	No Trade	No Trade	79.29%	50	Research	85	97	Research Defon Sell	11.70%	25.88%	B	24
2025/01/08	1.033	No Trade	No Trade	98.54%	50	Research	85	98	Research Defon Sell	13.96%	27.63%	B	22
2025/01/09	1.033	No Trade	No Trade	98.38%	50	Research	85	98	Research Defon Sell	13.93%	26.50%	B	20
2025/01/10	1.029	No Trade	No Trade	95.36%	50	Research	85	98	Research Defon Sell	13.51%	25.20%	B	19
2025/01/13	1.030	No Trade	No Trade	95.60%	50	Research	85	98	Research Defon Sell	13.54%	25.08%	B	20
2025/01/14	1.034	No Trade	No Trade	99.98%	50	Research	85	98	Research Defon Sell	13.95%	26.47%	B	23
2025/01/15	1.014	No Trade	No Trade	84.07%	90	Research	170	96	Research Defon Sell	11.73%	24.04%	AA	26
2025/01/16	1.016	Sell_Panda_ST	No Trade	85.26%	90	Research	170	97	Research Defon Sell	11.90%	23.68%	AA	27
2025/01/17	0.997	Sell_Panda_ST	Sell_Panda_ST	69.86%	60	Research	170	95	Research Defon Sell	9.75%	22.05%	B	24
2025/01/20	0.997	Sell_Panda_ST	Sell_Panda_ST	69.39%	60	Research	170	95	Research Defon Sell	9.68%	22.33%	B	19
2025/01/21	0.998	Sell_Panda_ST	Sell_Panda_ST	69.88%	60	Research	170	95	Research Defon Sell	9.75%	23.02%	B	13
2025/01/22	1.003	No Trade	No Trade	73.67%	60	Research	170	95	Research Defon Sell	10.28%	21.41%	A	7
2025/01/23	1.012	No Trade	No Trade	80.62%	75	Research	170	96	Research Defon Sell	11.25%	20.77%	AA	5
2025/01/24	1.009	No Trade	No Trade	78.13%	75	Research	170	96	Research Defon Sell	10.91%	22.25%	AA	3
2025/01/27	0.988	No Trade	No Trade	61.49%	50	Research	170	94	Research Defon Sell	8.58%	18.68%	B	-1
2025/01/28	1.003	No Trade	No Trade	73.03%	60	Research	170	95	Research Defon Sell	10.19%	22.25%	A	-4
2025/01/29	1.004	No Trade	No Trade	73.77%	60	Research	170	96	Research Defon Sell	10.30%	22.17%	A	-7
2025/01/30	1.016	No Trade	No Trade	82.74%	75	Research	170	97	Research Defon Sell	11.55%	23.25%	AA	-6
2025/01/31	1.019	No Trade	No Trade	84.78%	75	Research	170	97	Research Defon Sell	11.83%	23.13%	AA	-6
2025/02/03	1.010	No Trade	No Trade	77.76%	75	Research	170	96	Research Defon Sell	10.85%	22.72%	AA	-4
2025/02/04	1.007	No Trade	No Trade	75.05%	75	Research	170	96	Research Defon Sell	10.47%	22.72%	AA	-3
2025/02/05	0.917	No Trade	No Trade	3.87%	0	Absolutely No	0	0	Absolutely no Trade	0.54%	11.87%	C	-7
2025/02/06	0.926	No Trade	No Trade	10.91%	0	Absolutely No	0	0	Absolutely no Trade	1.52%	13.09%	C	-12
2025/02/07	0.914	No Trade	No Trade	1.47%	0	Absolutely No	0	0	Absolutely no Trade	0.20%	10.63%	C	-14
2025/02/10	0.906	No Trade	No Trade	6.12%	0	Absolutely No	0	0	Absolutely no Trade	-0.71%	9.45%	C	-15
2025/02/11	0.900	No Trade	No Trade	12.54%	0	Absolutely No	0	0	Absolutely no Trade	-1.45%	9.76%	C	-15
2025/02/12	0.903	No Trade	No Trade	9.42%	0	Absolutely No	0	0	Absolutely no Trade	-1.09%	10.45%	C	-18
2025/02/13	0.888	No Trade	No Trade	23.38%	0	Absolutely No	0	0	Absolutely no Trade	-2.71%	8.67%	C	-21
2025/02/14	0.902	No Trade	No Trade	10.71%	0	Absolutely No	0	0	Absolutely no Trade	-1.24%	10.25%	C	-25
2025/02/17	0.902	No Trade	No Trade	11.22%	0	Absolutely No	0	0	Absolutely no Trade	-1.30%	10.22%	C	-28
2025/02/18	0.895	No Trade	No Trade	18.42%	0	Absolutely No	0	-86	Research Defcon Buy	-2.14%	2.64%	C	-29



Date	9 day	9 vs 21 day	33 day
2024/12/30	Buy_9day	Buy 9 vs 21	Buy 33_Day
2025/01/02	Buy_9day	Buy 9 vs 21	Buy 33_Day
2025/01/03	Sell_9day	Buy 9 vs 21	Buy 33_Day
2025/01/06	Buy_9day	Buy 9 vs 21	Buy 33_Day
2025/01/07	Buy_9day	Buy 9 vs 21	Buy 33_Day
2025/01/08	Buy_9day	Buy 9 vs 21	Buy 33_Day
2025/01/09	Buy_9day	Buy 9 vs 21	Buy 33_Day
2025/01/10	Buy_9day	Buy 9 vs 21	Buy 33_Day
2025/01/13	Buy_9day	Buy 9 vs 21	Buy 33_Day
2025/01/14	Buy_9day	Buy 9 vs 21	Buy 33_Day
2025/01/15	Sell_9day	Buy 9 vs 21	Buy 33_Day
2025/01/16	Sell_9day	Buy 9 vs 21	Buy 33_Day
2025/01/17	Sell_9day	Buy 9 vs 21	Buy 33_Day
2025/01/20	Sell_9day	Buy 9 vs 21	Buy 33_Day
2025/01/21	Sell_9day	Buy 9 vs 21	Buy 33_Day
2025/01/22	Sell_9day	Buy 9 vs 21	Buy 33_Day
2025/01/23	Buy_9day	Sell 9 vs 21	Buy 33_Day
2025/01/24	Sell_9day	Sell 9 vs 21	Buy 33_Day
2025/01/27	Sell_9day	Sell 9 vs 21	Sell 33_Day
2025/01/28	Buy_9day	Sell 9 vs 21	Buy 33_Day
2025/01/29	Buy_9day	Sell 9 vs 21	Buy 33_Day
2025/01/30	Buy_9day	Sell 9 vs 21	Buy 33_Day
2025/01/31	Buy_9day	Sell 9 vs 21	Buy 33_Day
2025/02/03	Buy_9day	Sell 9 vs 21	Buy 33_Day
2025/02/04	Sell_9day	Sell 9 vs 21	Sell 33_Day
2025/02/05	Sell_9day	Sell 9 vs 21	Sell 33_Day
2025/02/06	Sell_9day	Sell 9 vs 21	Sell 33_Day
2025/02/07	Sell_9day	Sell 9 vs 21	Sell 33_Day
2025/02/10	Sell_9day	Sell 9 vs 21	Sell 33_Day
2025/02/11	Sell_9day	Sell 9 vs 21	Sell 33_Day
2025/02/12	Sell_9day	Sell 9 vs 21	Sell 33_Day
2025/02/13	Sell_9day	Sell 9 vs 21	Sell 33_Day
2025/02/14	Sell_9day	Sell 9 vs 21	Sell 33_Day
2025/02/17	Sell_9day	Sell 9 vs 21	Sell 33_Day
2025/02/18	Sell_9day	Sell 9 vs 21	Sell 33_Day

Strategy Universe	Pairs_NYSE_Industrial	Ascendant guidance	Trade	Strategy_Open Date	2025/01/24	Caterpillar Guidance	Trade	
<div><div><div>IEX.NYS</div><div>21 per. Mov. Avg. (IEX.NYS)</div><div>Linear (IEX.NYS)</div></div><div><div>NDSN.NAS</div><div>21 per. Mov. Avg. (NDSN.NAS)</div><div>Linear (NDSN.NAS)</div></div></div> 	(+): Mom Days	0						
	(-): Mom Days	0						
	Guided: Factor	9 vs 21 day						
	324_Buy Guidance	85.2%						
	324_Sell Guidance	0.0%						
	Mom_75 (days)	2.6%						
	9 vs 21 day	-5.65%						
	Price vs 9 day	-1.04%						

S  
e  
l  
l

KR.NYS

Kohl's Corporation

Consumer Staples

Food & Staples Retailing

New York

Market Cap : (B)

42 845

CPB.NYS

Campbell Soup Company

Consumer Staples

Food Products

New York

Market Cap : (B)

#VALUE!

Follow the " 3day to 5day waiting period " before entering the trade : understand the Graph, Trend and Variables

Plan your enrty levels. Focus on the process not the outcome. Expect further short-term deviation from the trade signal. "Patience"

Date	Price or Relative Price	Short_Term_ Radar	Medium_ Term_Radar	Caterpillar_ %	Wise_ Owl(Rnk)	324_Factor	Factor_324	Defcon _Index	Defcon _Index_Trade	Margin of Safety	75_Day_Mom	Trade_Rating (Guidance)	Trendsum
2024/12/18	1.462	No Trade	No Trade	38.87%	0	Absolutely No	0	99	Research Defon Sell	7.28%	40.60%	C	15
2024/12/19	1.466	No Trade	No Trade	40.27%	0	Absolutely No	0	99	Research Defon Sell	7.54%	45.54%	C	14
2024/12/20	1.490	No Trade	No Trade	49.41%	0	Absolutely No	0	100	Research Defon Sell	9.25%	48.38%	C	17
2024/12/23	1.472	No Trade	No Trade	41.02%	0	Absolutely No	0	99	Research Defon Sell	7.68%	43.80%	C	19
2024/12/27	1.491	No Trade	No Trade	47.09%	0	Absolutely No	0	100	Research Defon Sell	8.82%	42.27%	C	21
2024/12/30	1.478	No Trade	No Trade	41.02%	0	Absolutely No	0	99	Research Defon Sell	7.68%	33.31%	C	22
2025/01/02	1.474	No Trade	No Trade	38.17%	0	Absolutely No	0	99	Research Defon Sell	7.14%	34.67%	C	23
2025/01/03	1.472	No Trade	No Trade	37.32%	0	Absolutely No	0	99	Research Defon Sell	6.99%	35.11%	C	25
2025/01/06	1.497	No Trade	No Trade	45.67%	0	Absolutely No	0	100	Research Defon Sell	8.55%	40.11%	C	28
2025/01/07	1.480	No Trade	No Trade	38.94%	30	Absolutely No	0	99	Research Defon Sell	7.29%	38.44%	C	31
2025/01/08	1.501	No Trade	No Trade	46.73%	30	Absolutely No	0	100	Research Defon Sell	8.75%	39.21%	C	34
2025/01/09	1.501	No Trade	No Trade	46.36%	30	Absolutely No	0	100	Research Defon Sell	8.68%	38.81%	C	36
2025/01/10	1.567	No Trade	No Trade	71.24%	50	Research	85	100	Research Defon Sell	13.34%	40.79%	A	38
2025/01/13	1.540	No Trade	No Trade	59.95%	50	Research	85	98	Research Defon Sell	11.22%	36.43%	B	39
2025/01/14	1.544	No Trade	No Trade	60.94%	50	Research	85	99	Research Defon Sell	11.41%	35.00%	B	38
2025/01/15	1.517	No Trade	No Trade	50.17%	50	Research	85	97	Research Defon Sell	9.39%	35.15%	B	39
2025/01/16	1.493	No Trade	No Trade	40.64%	50	Research	85	95	Research Defon Sell	7.61%	30.40%	B	37
2025/01/17	1.497	Sell_Panda_ST	No Trade	41.84%	50	Research	85	96	Research Defon Sell	7.83%	27.82%	B	34
2025/01/20	1.497	Sell_Panda_ST	No Trade	40.77%	50	Research	85	96	Research Defon Sell	7.63%	27.67%	B	30
2025/01/21	1.512	Sell_Panda_ST	No Trade	45.92%	50	Research	85	96	Research Defon Sell	8.60%	28.97%	B	25
2025/01/22	1.534	No Trade	No Trade	54.26%	50	Research	85	98	Research Defon Sell	10.16%	30.44%	B	21
2025/01/23	1.518	No Trade	No Trade	47.58%	50	Research	85	97	Research Defon Sell	8.91%	28.58%	B	19
2025/01/24	1.506	No Trade	No Trade	42.68%	50	Research	85	96	Research Defon Sell	7.99%	26.83%	B	16
2025/01/27	1.512	No Trade	No Trade	44.09%	50	Research	85	97	Research Defon Sell	8.25%	28.47%	B	15
2025/01/28	1.534	No Trade	No Trade	52.06%	50	Research	85	98	Research Defon Sell	9.75%	29.78%	B	12
2025/01/29	1.579	No Trade	No Trade	68.81%	50	Research	85	100	Research Defon Sell	12.88%	36.82%	A	15
2025/01/30	1.541	No Trade	No Trade	53.80%	50	Research	85	98	Research Defon Sell	10.07%	31.94%	B	18
2025/01/31	1.590	No Trade	No Trade	72.22%	50	Research	85	100	Research Defon Sell	13.52%	38.36%	A	20
2025/02/03	1.661	No Trade	No Trade	98.13%	50	Research	85	100	Research Defon Sell	18.37%	43.07%	A	22
2025/02/04	1.708	No Trade	No Trade	100.00%	50	Research	85	100	Research Defon Sell	21.68%	45.81%	A	22
2025/02/05	1.754	No Trade	No Trade	100.00%	50	Research	85	100	Research Defon Sell	24.88%	51.14%	A	22
2025/02/06	1.732	No Trade	No Trade	93.26%	50	Research	85	99	Research Defon Sell	23.20%	48.58%	B	24
2025/02/07	1.732	No Trade	No Trade	92.98%	50	Research	85	99	Research Defon Sell	23.13%	45.28%	B	26
2025/02/10	1.746	No Trade	No Trade	96.05%	50	Research	85	100	Research Defon Sell	23.90%	46.53%	A	29
2025/02/11	1.714	No Trade	No Trade	86.67%	50	Research	85	98	Research Defon Sell	21.56%	39.70%	B	27
2025/02/12	1.729	No Trade	No Trade	90.58%	50	Research	85	99	Research Defon Sell	22.53%	43.30%	B	25
2025/02/13	1.700	Sell_Panda_ST	No Trade	82.01%	50	Research	85	97	Research Defon Sell	20.40%	39.46%	B	22
2025/02/14	1.687	Sell_Panda_ST	No Trade	78.15%	50	Research	85	96	Research Defon Sell	19.44%	40.72%	B	17
2025/02/17	1.687	No Trade	No Trade	77.27%	50	Research	85	96	Research Defon Sell	19.22%	40.92%	B	11
2025/02/18	1.710	No Trade	No Trade	83.47%	50	Research	85	97	Research Defon Sell	20.77%	43.22%	B	6





S  
e  
l  
l

MCD.NYS

McDonald's Corporation

Consumer Discretionary

Hotels, Restaurants & Leisure

New York

Market Cap : (B)

208 020

MDLZ.NAS

Mondelez International

Consumer Staples

Food Products

New York

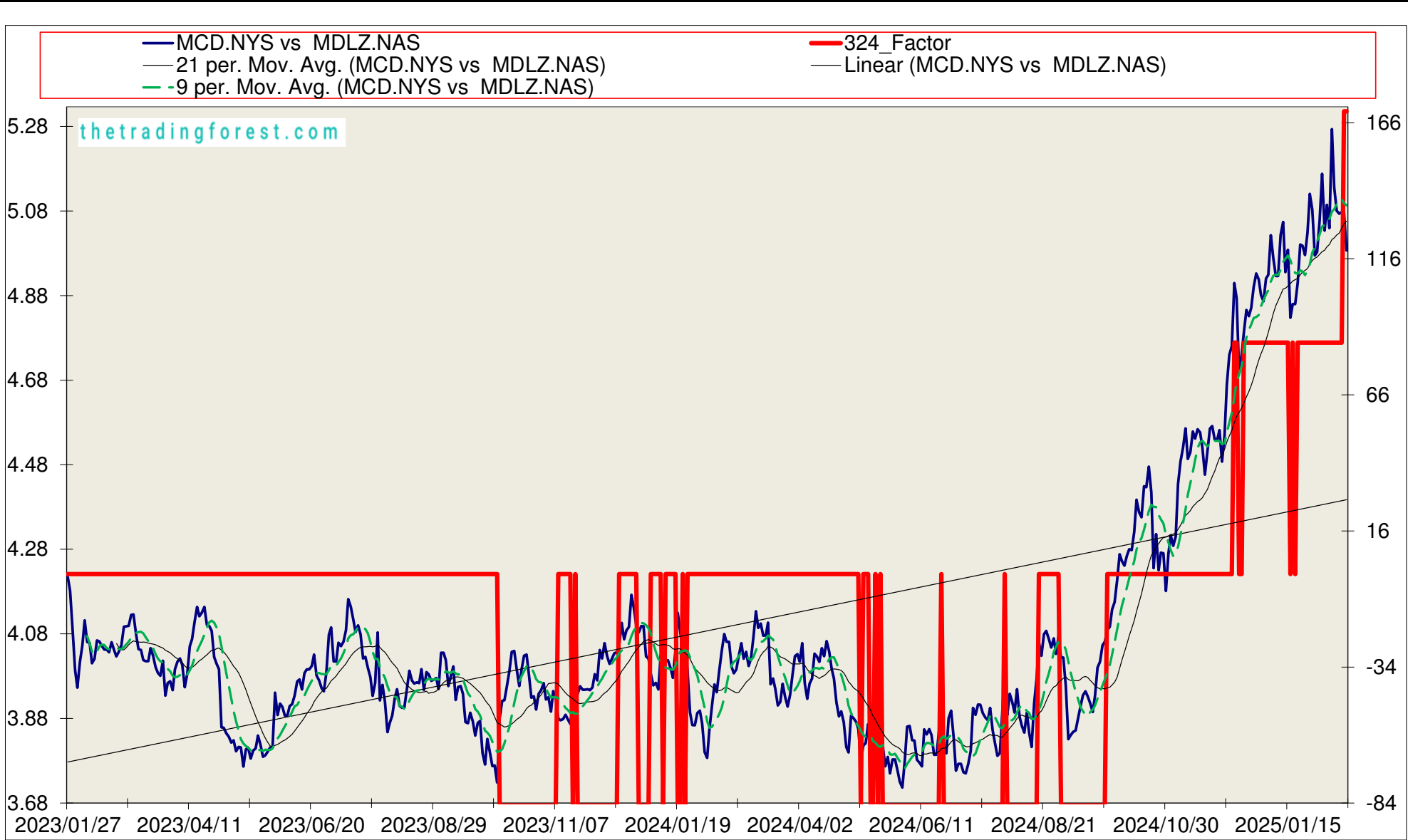
Market Cap : (B)

86 115

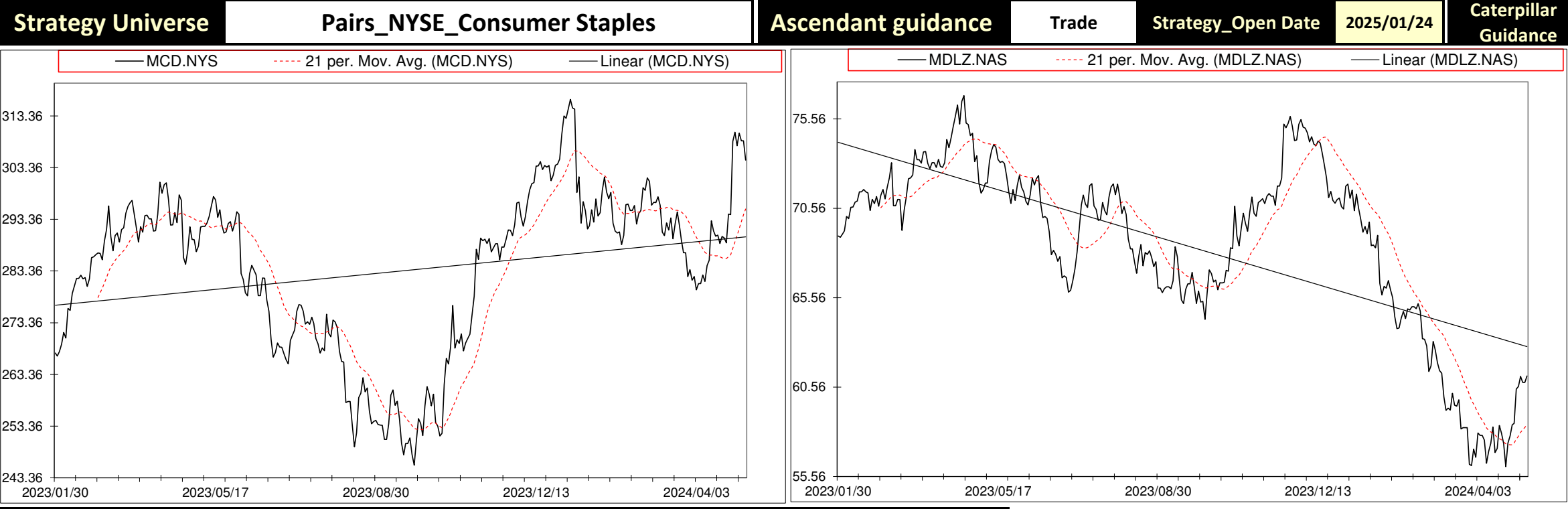
Follow the " 3day to 5day waiting period " before entering the trade : understand the Graph, Trend and Variables

Plan your enrty levels. Focus on the process not the outcome. Expect further short-term deviation from the trade signal. "Patience"

Date	Price or Relative Price	Short_Term_ Radar	Medium_ Term_Radar	Caterpillar_ %	Wise_ Owl(Rnk)	324_Factor	Factor_324	Defcon _Index	Defcon _Index_Trade	Margin of Safety	75_Day_Mom	Trade_Rating (Guidance)	Trendsum
2024/12/18	4.846	No Trade	No Trade	63.06%	50	Research	85	99	Research Defon Sell	7.32%	26.34%	B	11
2024/12/19	4.897	No Trade	No Trade	72.24%	50	Research	85	100	Research Defon Sell	8.38%	27.38%	A	9
2024/12/20	4.928	No Trade	No Trade	77.79%	50	Research	85	100	Research Defon Sell	9.03%	28.09%	A	10
2024/12/23	4.914	No Trade	No Trade	73.77%	50	Research	85	100	Research Defon Sell	8.56%	26.75%	A	12
2024/12/27	4.877	No Trade	No Trade	64.98%	50	Research	85	99	Research Defon Sell	7.54%	24.93%	B	15
2024/12/30	4.862	No Trade	No Trade	60.99%	50	Research	85	99	Research Defon Sell	7.08%	23.71%	B	17
2025/01/02	4.916	No Trade	No Trade	69.92%	50	Research	85	100	Research Defon Sell	8.11%	24.77%	A	18
2025/01/03	4.924	No Trade	No Trade	71.08%	50	Research	85	100	Research Defon Sell	8.25%	25.37%	A	19
2025/01/06	5.019	No Trade	No Trade	87.59%	50	Research	85	100	Research Defon Sell	10.16%	28.30%	A	20
2025/01/07	4.964	No Trade	No Trade	76.81%	50	Research	85	99	Research Defon Sell	8.91%	27.57%	B	19
2025/01/08	4.922	No Trade	No Trade	68.47%	50	Research	85	98	Research Defon Sell	7.95%	25.26%	B	19
2025/01/09	4.922	No Trade	No Trade	68.04%	50	Research	85	98	Research Defon Sell	7.90%	23.17%	B	17
2025/01/10	5.019	No Trade	No Trade	85.91%	50	Research	85	100	Research Defon Sell	9.97%	25.14%	A	17
2025/01/13	5.049	No Trade	No Trade	90.40%	50	Research	85	100	Research Defon Sell	10.49%	24.71%	A	19
2025/01/14	4.931	No Trade	No Trade	67.70%	50	Research	85	98	Research Defon Sell	7.86%	21.55%	B	24
2025/01/15	4.984	No Trade	No Trade	77.21%	50	Research	85	99	Research Defon Sell	8.96%	21.99%	B	25
2025/01/16	4.823	Sell_Panda_ST	Sell_Panda_ST	46.47%	0	Absolutely No	0	96	Research Defon Sell	5.39%	17.84%	C	24
2025/01/17	4.856	Sell_Panda_ST	Sell_Panda_ST	52.19%	50	Research	85	96	Research Defon Sell	6.06%	17.47%	B	19
2025/01/20	4.856	Sell_Panda_ST	Sell_Panda_ST	50.94%	0	Absolutely No	0	96	Research Defon Sell	5.91%	16.98%	C	13
2025/01/21	4.906	No Trade	No Trade	60.06%	50	Research	85	97	Research Defon Sell	6.97%	16.75%	B	9
2025/01/22	4.996	No Trade	No Trade	76.55%	50	Research	85	99	Research Defon Sell	8.88%	17.17%	B	7
2025/01/23	4.994	No Trade	No Trade	75.57%	50	Research	85	99	Research Defon Sell	8.77%	17.56%	B	7
2025/01/24	4.971	No Trade	No Trade	75.39%	50	Research	85	98	Research Defon Sell	8.24%	17.32%	B	9
2025/01/27	5.025	No Trade	No Trade	84.63%	50	Research	85	100	Research Defon Sell	9.25%	17.92%	A	10
2025/01/28	5.116	No Trade	No Trade	100.00%	50	Research	85	100	Research Defon Sell	11.18%	19.64%	A	13
2025/01/29	5.078	No Trade	No Trade	92.19%	50	Research	85	99	Research Defon Sell	10.31%	18.82%	A	16
2025/01/30	4.970	No Trade	No Trade	70.84%	50	Research	85	97	Research Defon Sell	7.92%	15.13%	B	17
2025/01/31	4.978	No Trade	No Trade	71.96%	50	Research	85	97	Research Defon Sell	8.05%	13.33%	C	17
2025/02/03	5.052	No Trade	No Trade	84.96%	50	Research	85	99	Research Defon Sell	9.50%	15.77%	B	12
2025/02/04	5.163	No Trade	No Trade	100.00%	50	Research	85	100	Research Defon Sell	11.86%	18.66%	A	10
2025/02/05	5.029	No Trade	No Trade	75.08%	50	Research	85	97	Research Defon Sell	8.91%	13.66%	C	9
2025/02/06	5.090	No Trade	No Trade	85.77%	50	Research	85	99	Research Defon Sell	10.17%	15.10%	B	11
2025/02/07	5.035	Sell_Panda_ST	No Trade	75.32%	50	Research	85	98	Research Defon Sell	8.93%	12.62%	C	12
2025/02/10	5.269	No Trade	No Trade	100.00%	50	Research	85	100	Research Defon Sell	13.85%	19.47%	A	15
2025/02/11	5.132	No Trade	No Trade	78.15%	50	Research	85	97	Research Defon Sell	10.82%	21.28%	B	18
2025/02/12	5.076	No Trade	No Trade	69.10%	50	Research	85	96	Research Defon Sell	9.57%	17.73%	B	21
2025/02/13	5.069	Sell_Panda_ST	No Trade	67.67%	50	Research	85	96	Research Defon Sell	9.37%	19.93%	B	23
2025/02/14	5.073	Sell_Panda_ST	No Trade	67.96%	50	Research	85	96	Research Defon Sell	9.41%	18.87%	B	21
2025/02/17	5.073	Sell_Panda_ST	No Trade	66.90%	75	Research	170	96	Research Defon Sell	9.26%	18.92%	AA	17
2025/02/18	4.983	No Trade	No Trade	52.45%	50	Research	170	0	Absolutely no Trade	7.26%	19.28%	B	11



Date	9 day	9 vs 21 day	33 day
2024/12/30	Sell_9day	Buy 9 vs 21	Buy 33_Day
2025/01/02	Buy_9day	Buy 9 vs 21	Buy 33_Day
2025/01/03	Buy_9day	Buy 9 vs 21	Buy 33_Day
2025/01/06	Buy_9day	Buy 9 vs 21	Buy 33_Day
2025/01/07	Buy_9day	Buy 9 vs 21	Buy 33_Day
2025/01/08	Sell_9day	Buy 9 vs 21	Buy 33_Day
2025/01/09	Sell_9day	Buy 9 vs 21	Buy 33_Day
2025/01/10	Buy_9day	Buy 9 vs 21	Buy 33_Day
2025/01/13	Buy_9day	Buy 9 vs 21	Buy 33_Day
2025/01/14	Sell_9day	Buy 9 vs 21	Buy 33_Day
2025/01/15	Buy_9day	Buy 9 vs 21	Buy 33_Day
2025/01/16	Sell_9day	Buy 9 vs 21	Buy 33_Day
2025/01/17	Sell_9day	Buy 9 vs 21	Buy 33_Day
2025/01/20	Sell_9day	Buy 9 vs 21	Buy 33_Day
2025/01/21	Sell_9day	Buy 9 vs 21	Buy 33_Day
2025/01/22	Buy_9day	Buy 9 vs 21	Buy 33_Day
2025/01/23	Buy_9day	Buy 9 vs 21	Buy 33_Day
2025/01/24	Buy_9day	Sell 9 vs 21	Buy 33_Day
2025/01/27	Buy_9day	Sell 9 vs 21	Buy 33_Day
2025/01/28	Buy_9day	Buy 9 vs 21	Buy 33_Day
2025/01/29	Buy_9day	Buy 9 vs 21	Buy 33_Day
2025/01/30	Sell_9day	Buy 9 vs 21	Buy 33_Day
2025/01/31	Sell_9day	Buy 9 vs 21	Buy 33_Day
2025/02/03	Buy_9day	Buy 9 vs 21	Buy 33_Day
2025/02/04	Buy_9day	Buy 9 vs 21	Buy 33_Day
2025/02/05	Sell_9day	Buy 9 vs 21	Buy 33_Day
2025/02/06	Buy_9day	Buy 9 vs 21	Buy 33_Day
2025/02/07	Sell_9day	Buy 9 vs 21	Buy 33_Day
2025/02/10	Buy_9day	Buy 9 vs 21	Buy 33_Day
2025/02/11	Buy_9day	Buy 9 vs 21	Buy 33_Day
2025/02/12	Sell_9day	Buy 9 vs 21	Buy 33_Day
2025/02/13	Sell_9day	Buy 9 vs 21	Buy 33_Day
2025/02/14	Sell_9day	Buy 9 vs 21	Buy 33_Day
2025/02/17	Sell_9day	Buy 9 vs 21	Buy 33_Day
2025/02/18	Sell_9day	Buy 9 vs 21	Sell 33_Day



Trade	
(+) : Mom Days	111
(-) : Mom Days	0
Guided : Factor	66 day
324_Buy Guidance	0.0%
324_Sell Guidance	94.6%
Mom_75 (days)	19.3%
9 vs 21 day	0.74%
Price vs 9 day	-2.09%

-4.071													4.360	-1.071
Date	Price or Relative Price	Short_Term_ Radar	Medium_ Term_Radar	Caterpillar_ %	Wise_ Owl(Rnk)	324_Factor	Factor_324	Defcon _Index	Defcon _Index_Trade	Margin of Safety	75_Day_Mom	Trade_Rating (Guidance)	Trendsum	
2024/12/18	0.299	No Trade	No Trade	31.64%	0	Absolutely No	0	0	Absolutely no Trade	3.78%	22.78%	C	-14	
2024/12/19	0.301	No Trade	No Trade	38.69%	0	Absolutely No	0	95	Research Defon Sell	4.62%	23.74%	C	-11	
2024/12/20	0.304	No Trade	No Trade	45.86%	0	Absolutely No	0	96	Research Defon Sell	5.47%	21.68%	C	-8	
2024/12/23	0.307	No Trade	No Trade	54.73%	50	Research	85	97	Research Defon Sell	6.53%	23.67%	B	-4	
2024/12/27	0.306	No Trade	No Trade	51.90%	50	Research	85	96	Research Defon Sell	6.20%	22.39%	B	2	
2024/12/30	0.311	No Trade	No Trade	67.73%	50	Research	85	98	Research Defon Sell	8.09%	23.84%	B	6	
2025/01/02	0.310	No Trade	No Trade	63.17%	50	Research	85	98	Research Defon Sell	7.54%	22.45%	B	10	
2025/01/03	0.310	No Trade	No Trade	63.22%	50	Research	85	98	Research Defon Sell	7.55%	22.64%	B	12	
2025/01/06	0.311	No Trade	No Trade	66.40%	50	Research	85	98	Research Defon Sell	7.93%	21.39%	B	15	
2025/01/07	0.311	No Trade	No Trade	67.40%	50	Research	85	98	Research Defon Sell	8.05%	17.57%	B	17	
2025/01/08	0.318	No Trade	No Trade	86.66%	50	Research	85	100	Research Defon Sell	10.35%	19.99%	A	19	
2025/01/09	0.318	No Trade	No Trade	86.62%	50	Research	85	100	Research Defon Sell	10.34%	21.46%	A	21	
2025/01/10	0.314	No Trade	No Trade	75.90%	50	Research	85	99	Research Defon Sell	9.06%	17.25%	B	22	
2025/01/13	0.318	No Trade	No Trade	85.73%	50	Research	85	100	Research Defon Sell	10.23%	17.16%	A	22	
2025/01/14	0.323	No Trade	No Trade	99.46%	50	Research	85	100	Research Defon Sell	11.87%	19.24%	A	24	
2025/01/15	0.325	No Trade	No Trade	100.00%	50	Research	85	100	Research Defon Sell	12.57%	18.91%	A	27	
2025/01/16	0.322	No Trade	No Trade	93.75%	50	Research	85	99	Research Defon Sell	11.79%	18.82%	A	30	
2025/01/17	0.323	No Trade	No Trade	96.24%	60	Research	85	100	Research Defon Sell	12.10%	18.84%	A	32	
2025/01/20	0.323	No Trade	No Trade	96.12%	60	Research	85	100	Research Defon Sell	12.08%	20.19%	A	32	
2025/01/21	0.321	No Trade	No Trade	88.42%	50	Research	85	99	Research Defon Sell	11.12%	21.69%	B	30	
2025/01/22	0.326	No Trade	No Trade	100.00%	60	Research	85	100	Research Defon Sell	12.89%	23.62%	A	31	
2025/01/23	0.321	No Trade	No Trade	87.41%	60	Research	85	99	Research Defon Sell	11.27%	20.85%	B	33	
2025/01/24	0.320	Sell_Panda_ST	No Trade	85.70%	60	Research	85	98	Research Defon Sell	11.05%	22.01%	B	32	
2025/01/27	0.321	Sell_Panda_ST	No Trade	87.26%	50	Research	85	99	Research Defon Sell	11.25%	21.66%	B	30	
2025/01/28	0.325	No Trade	No Trade	97.82%	50	Research	85	100	Research Defon Sell	12.61%	22.06%	A	25	
2025/01/29	0.329	No Trade	No Trade	100.00%	50	Research	85	100	Research Defon Sell	14.03%	21.56%	A	24	
2025/01/30	0.324	No Trade	No Trade	88.64%	50	Research	85	99	Research Defon Sell	12.43%	17.60%	B	23	
2025/01/31	0.326	No Trade	No Trade	93.36%	50	Research	85	99	Research Defon Sell	13.09%	17.46%	A	24	
2025/02/03	0.321	No Trade	No Trade	80.98%	50	Research	85	98	Research Defon Sell	11.36%	12.59%	C	24	
2025/02/04	0.322	Sell_Panda_ST	No Trade	82.49%	50	Research	85	98	Research Defon Sell	11.57%	11.07%	C	21	
2025/02/05	0.316	Sell_Panda_ST	Sell_Panda_ST	68.40%	50	Research	85	96	Research Defon Sell	9.59%	8.86%	C	16	
2025/02/06	0.304	Sell_Panda_ST	Sell_Panda_ST	37.71%	0	Absolutely No	0	0	Absolutely no Trade	5.29%	4.41%	C	12	
2025/02/07	0.301	No Trade	No Trade	29.43%	0	Absolutely No	0	0	Absolutely no Trade	4.13%	3.24%	C	8	
2025/02/10	0.310	No Trade	No Trade	51.35%	0	Research	85	0	Absolutely no Trade	7.20%	5.94%	C	4	
2025/02/11	0.304	No Trade	No Trade	36.92%	0	Absolutely No	0	0	Absolutely no Trade	5.18%	3.18%	C	-1	
2025/02/12	0.305	No Trade	No Trade	39.45%	0	Absolutely No	0	0	Absolutely no Trade	5.53%	3.89%	C	-6	
2025/02/13	0.308	No Trade	No Trade	47.37%	0	Research	85	0	Absolutely no Trade	6.64%	4.59%	C	-10	
2025/02/14	0.312	No Trade	No Trade	57.22%	0	Research	85	0	Absolutely no Trade	8.03%	7.42%	C	-9	
2025/02/17	0.312	No Trade	No Trade	57.11%	0	Research	85	0	Absolutely no Trade	8.01%	7.01%	C	-8	
2025/02/18	0.313	No Trade	No Trade	60.20%	50	Research	85	95	Research Defon Sell	8.44%	5.69%	C	-4	





S  
e  
l  
l

NTR.NYS

Nutrien Ltd.

Materials

Fertilizers & Agricultural Chemicals

New York

Market Cap : (B)

23 179

FMC.NYS

FMC Corporation

Materials

Chemicals

New York

Market Cap : (B)

7 333

Follow the " 3day to 5day waiting period " before entering the trade : understand the Graph, Trend and Variables

Plan your enrty levels. Focus on the process not the outcome. Expect further short-term deviation from the trade signal. "Patience"

Date	Price or Relative Price	Short_Term_ Radar	Medium_ Term_Radar	Caterpillar_ %	Wise_ Owl(Rnk)	324_Factor	Factor_324	Defcon _Index	Defcon _Index_Trade	Margin of Safety	75_Day_Mom	Trade_Rating (Guidance)	Trendsum
2024/12/18	0.915	No Trade	No Trade	21.01%	0	Absolutely No	0	89	Research Defon Sell	3.90%	23.23%	C	27
2024/12/19	0.920	No Trade	No Trade	24.43%	0	Absolutely No	0	89	Research Defon Sell	4.53%	19.73%	C	28
2024/12/20	0.889	No Trade	No Trade	5.35%	0	Absolutely No	0	86	Research Defon Sell	0.99%	17.79%	C	29
2024/12/23	0.894	No Trade	No Trade	8.64%	0	Absolutely No	0	87	Research Defon Sell	1.60%	20.84%	C	28
2024/12/27	0.904	No Trade	No Trade	15.00%	0	Absolutely No	0	88	Research Defon Sell	2.78%	21.85%	C	27
2024/12/30	0.912	No Trade	No Trade	19.91%	0	Absolutely No	0	88	Research Defon Sell	3.70%	22.45%	C	23
2025/01/02	0.929	No Trade	No Trade	30.58%	0	Absolutely No	0	90	Research Defon Sell	5.68%	26.23%	C	23
2025/01/03	0.965	No Trade	No Trade	52.67%	0	Absolutely No	0	92	Research Defon Sell	9.78%	31.26%	C	25
2025/01/06	0.975	No Trade	No Trade	59.13%	0	Absolutely No	0	93	Research Defon Sell	10.98%	31.71%	C	27
2025/01/07	0.943	No Trade	No Trade	39.71%	0	Absolutely No	0	90	Research Defon Sell	7.37%	27.96%	C	29
2025/01/08	0.951	No Trade	No Trade	44.20%	0	Absolutely No	0	91	Research Defon Sell	8.20%	27.50%	C	31
2025/01/09	0.951	No Trade	No Trade	44.26%	0	Absolutely No	0	91	Research Defon Sell	8.21%	25.33%	C	32
2025/01/10	0.977	No Trade	No Trade	60.69%	50	Research	85	93	Research Defon Sell	11.27%	30.84%	B	36
2025/01/13	0.984	No Trade	No Trade	64.81%	50	Research	85	94	Research Defon Sell	12.03%	33.37%	B	39
2025/01/14	0.966	No Trade	No Trade	53.90%	50	Research	85	92	Research Defon Sell	10.01%	30.95%	B	40
2025/01/15	0.973	No Trade	No Trade	58.53%	50	Research	85	93	Research Defon Sell	10.86%	31.97%	B	39
2025/01/16	0.962	No Trade	No Trade	51.62%	50	Research	85	92	Research Defon Sell	9.58%	31.76%	C	37
2025/01/17	0.966	No Trade	No Trade	54.16%	50	Research	85	92	Research Defon Sell	10.05%	32.56%	B	33
2025/01/20	0.966	Sell_Panda_ST	No Trade	54.32%	50	Research	85	93	Research Defon Sell	10.08%	28.69%	B	29
2025/01/21	0.941	Sell_Panda_ST	Sell_Panda_ST	38.81%	50	Research	85	90	Research Defon Sell	7.20%	23.53%	C	24
2025/01/22	0.966	Sell_Panda_ST	No Trade	54.37%	50	Research	85	93	Research Defon Sell	10.09%	23.82%	B	22
2025/01/23	0.968	No Trade	No Trade	55.43%	30	Research	85	93	Research Defon Sell	10.29%	24.27%	C	18
2025/01/24	0.950	Sell_Panda_ST	No Trade	44.51%	30	Research	85	91	Research Defon Sell	8.26%	20.77%	C	14
2025/01/27	0.940	No Trade	No Trade	38.50%	30	Research	85	90	Research Defon Sell	7.15%	19.92%	C	8
2025/01/28	0.932	No Trade	No Trade	34.08%	0	Research	85	0	Absolutely no Trade	6.33%	16.88%	C	5
2025/01/29	0.942	No Trade	No Trade	40.30%	30	Research	85	90	Research Defon Sell	7.48%	16.07%	C	1
2025/01/30	0.928	No Trade	No Trade	31.45%	0	Absolutely No	0	0	Absolutely no Trade	5.84%	14.76%	C	-3
2025/01/31	0.926	No Trade	No Trade	30.04%	0	Absolutely No	0	0	Absolutely no Trade	5.58%	19.62%	C	-7
2025/02/03	0.928	No Trade	No Trade	31.61%	0	Absolutely No	0	0	Absolutely no Trade	5.87%	19.64%	C	-11
2025/02/04	0.978	No Trade	No Trade	62.56%	30	Research	85	94	Research Defon Sell	11.61%	27.83%	C	-12
2025/02/05	1.441	No Trade	No Trade	100.00%	50	Research	85	100	Research Defon Sell	64.41%	86.49%	A	-11
2025/02/06	1.416	No Trade	No Trade	95.67%	50	Research	85	98	Research Defon Sell	61.62%	86.20%	B	-12
2025/02/07	1.456	No Trade	No Trade	100.00%	50	Research	85	100	Research Defon Sell	66.15%	91.79%	A	-9
2025/02/10	1.481	No Trade	No Trade	100.00%	50	Research	85	100	Research Defon Sell	69.07%	91.98%	A	-6
2025/02/11	1.420	No Trade	No Trade	89.91%	50	Research	85	96	Research Defon Sell	62.11%	84.59%	B	-2
2025/02/12	1.362	No Trade	No Trade	80.38%	0	Research	85	0	Absolutely no Trade	55.52%	75.23%	C	0
2025/02/13	1.381	No Trade	No Trade	83.57%	0	Research	85	0	Absolutely no Trade	57.72%	78.80%	C	2
2025/02/14	1.390	No Trade	No Trade	85.05%	30	Research	85	0	Absolutely no Trade	58.75%	76.91%	C	2
2025/02/17	1.390	No Trade	No Trade	85.12%	30	Research	85	0	Absolutely no Trade	58.79%	75.47%	C	0
2025/02/18	1.359	No Trade	No Trade	80.04%	0	Research	85	0	Absolutely no Trade	55.29%	88.79%	C	-5



S  
e  
l  
l

WMT.NYS

Walmart

Consumer Staples

Food & Staples Retailing

New York

Market Cap : (B)

726 979

COST.NAS

Costco

Consumer Staples

Food & Staples Retailing

New York

Market Cap : (B)

427 127

Follow the " 3day to 5day waiting period " before entering the trade : understand the Graph, Trend and Variables

Plan your enrty levels. Focus on the process not the outcome. Expect further short-term deviation from the trade signal. "Patience"

Date	Price or Relative Price	Short_Term_ Radar	Medium_ Term_Radar	Caterpillar_ %	Wise_ Owl(Rnk)	324_Factor	Factor_324	Defcon _Index	Defcon _Index_Trade	Margin of Safety	75_Day_Mom	Trade_Rating (Guidance)	Trendsum
2024/12/18	0.097	No Trade	No Trade	14.82%	0	Absolutely No	0	96	Research Defon Sell	4.58%	11.63%	C	16
2024/12/19	0.098	No Trade	No Trade	17.66%	0	Absolutely No	0	97	Research Defon Sell	5.45%	11.90%	C	18
2024/12/20	0.097	No Trade	No Trade	14.29%	0	Absolutely No	0	96	Research Defon Sell	4.18%	12.07%	C	21
2024/12/23	0.095	No Trade	No Trade	8.10%	0	Absolutely No	0	94	Research Defon Sell	2.37%	7.93%	C	19
2024/12/27	0.098	No Trade	No Trade	16.44%	0	Absolutely No	0	97	Research Defon Sell	4.81%	11.40%	C	18
2024/12/30	0.098	No Trade	No Trade	18.46%	0	Absolutely No	0	97	Research Defon Sell	5.40%	12.81%	C	17
2025/01/02	0.099	No Trade	No Trade	20.63%	0	Absolutely No	0	98	Research Defon Sell	6.04%	12.42%	C	16
2025/01/03	0.099	No Trade	No Trade	20.92%	0	Absolutely No	0	98	Research Defon Sell	6.12%	11.62%	C	14
2025/01/06	0.099	No Trade	No Trade	20.66%	0	Absolutely No	0	98	Research Defon Sell	6.04%	13.12%	C	15
2025/01/07	0.099	No Trade	No Trade	19.02%	0	Absolutely No	0	97	Research Defon Sell	5.43%	11.31%	C	16
2025/01/08	0.099	No Trade	No Trade	20.48%	0	Absolutely No	0	98	Research Defon Sell	5.85%	14.25%	C	16
2025/01/09	0.099	No Trade	No Trade	20.33%	0	Absolutely No	0	98	Research Defon Sell	5.81%	13.56%	C	16
2025/01/10	0.099	No Trade	No Trade	21.19%	0	Absolutely No	0	98	Research Defon Sell	6.05%	13.32%	C	20
2025/01/13	0.099	No Trade	No Trade	19.71%	0	Absolutely No	0	98	Research Defon Sell	5.63%	10.62%	C	23
2025/01/14	0.099	No Trade	No Trade	19.56%	0	Absolutely No	0	98	Research Defon Sell	5.59%	10.46%	C	23
2025/01/15	0.099	Sell_Panda_ST	No Trade	19.12%	0	Absolutely No	0	97	Research Defon Sell	5.46%	11.56%	C	22
2025/01/16	0.099	No Trade	No Trade	20.32%	0	Absolutely No	0	98	Research Defon Sell	5.81%	10.19%	C	21
2025/01/17	0.097	Sell_Panda_ST	Sell_Panda_ST	13.50%	0	Absolutely No	0	96	Research Defon Sell	3.86%	7.02%	C	18
2025/01/20	0.097	Sell_Panda_ST	Sell_Panda_ST	13.06%	0	Absolutely No	0	96	Research Defon Sell	3.73%	5.24%	C	16
2025/01/21	0.098	Sell_Panda_ST	No Trade	15.66%	0	Absolutely No	0	97	Research Defon Sell	4.47%	7.28%	C	16
2025/01/22	0.099	No Trade	No Trade	17.27%	0	Absolutely No	0	97	Research Defon Sell	4.94%	7.44%	C	15
2025/01/23	0.100	No Trade	No Trade	20.40%	0	Absolutely No	0	98	Research Defon Sell	5.83%	8.64%	C	16
2025/01/24	0.101	No Trade	No Trade	24.99%	0	Absolutely No	0	99	Research Defon Sell	7.14%	11.37%	C	17
2025/01/27	0.101	No Trade	No Trade	24.78%	0	Absolutely No	0	99	Research Defon Sell	7.08%	12.72%	C	20
2025/01/28	0.101	No Trade	No Trade	26.77%	0	Absolutely No	0	99	Research Defon Sell	7.65%	14.75%	C	22
2025/01/29	0.101	No Trade	No Trade	25.34%	0	Absolutely No	0	99	Research Defon Sell	7.24%	13.53%	C	23
2025/01/30	0.101	No Trade	No Trade	23.80%	0	Absolutely No	0	98	Research Defon Sell	6.80%	11.84%	C	22
2025/01/31	0.100	No Trade	No Trade	21.47%	0	Absolutely No	0	98	Research Defon Sell	6.14%	11.01%	C	22
2025/02/03	0.099	Sell_Panda_ST	Sell_Panda_ST	16.53%	0	Absolutely No	0	97	Research Defon Sell	4.72%	8.43%	C	21
2025/02/04	0.099	Sell_Panda_ST	Sell_Panda_ST	15.10%	0	Absolutely No	0	96	Research Defon Sell	4.31%	7.74%	C	18
2025/02/05	0.098	Sell_Panda_ST	Sell_Panda_ST	13.59%	0	Absolutely No	0	96	Research Defon Sell	3.88%	7.53%	C	13
2025/02/06	0.098	No Trade	No Trade	12.02%	0	Absolutely No	0	95	Research Defon Sell	3.43%	7.06%	C	8
2025/02/07	0.097	No Trade	No Trade	8.34%	0	Absolutely No	0	94	Research Defon Sell	2.38%	6.34%	C	4
2025/02/10	0.097	No Trade	No Trade	7.96%	0	Absolutely No	0	95	Research Defon Sell	2.28%	5.58%	C	-1
2025/02/11	0.097	No Trade	No Trade	7.46%	0	Absolutely No	0	94	Research Defon Sell	2.13%	4.55%	C	-6
2025/02/12	0.097	No Trade	No Trade	8.99%	0	Absolutely No	0	95	Research Defon Sell	2.57%	4.66%	C	-8
2025/02/13	0.098	No Trade	No Trade	10.56%	0	Absolutely No	0	95	Research Defon Sell	2.82%	5.37%	C	-10
2025/02/14	0.097	No Trade	No Trade	8.98%	0	Absolutely No	0	95	Research Defon Sell	2.27%	4.51%	C	-11
2025/02/17	0.097	No Trade	No Trade	8.50%	0	Absolutely No	0	95	Research Defon Sell	2.15%	5.38%	C	-14
2025/02/18	0.098	No Trade	No Trade	13.37%	0	Absolutely No	0	96	Research Defon Sell	3.38%	6.15%	C	-13





S  
e  
l  
l

# XAR.ARC

## SPDR S&P Aerospace & Defense ETF

### Aerospace & Defense

#### ETF\_NYSE\_Price

#### NYSE

Market Cap : (B)2 679

Follow the " 3day to 5day waiting period " before entering the trade : understand the Graph, Trend and Variables

# XHB.ARC

## SPDR Series Trust SPDR Homebuilders ETF

### Homebuilders

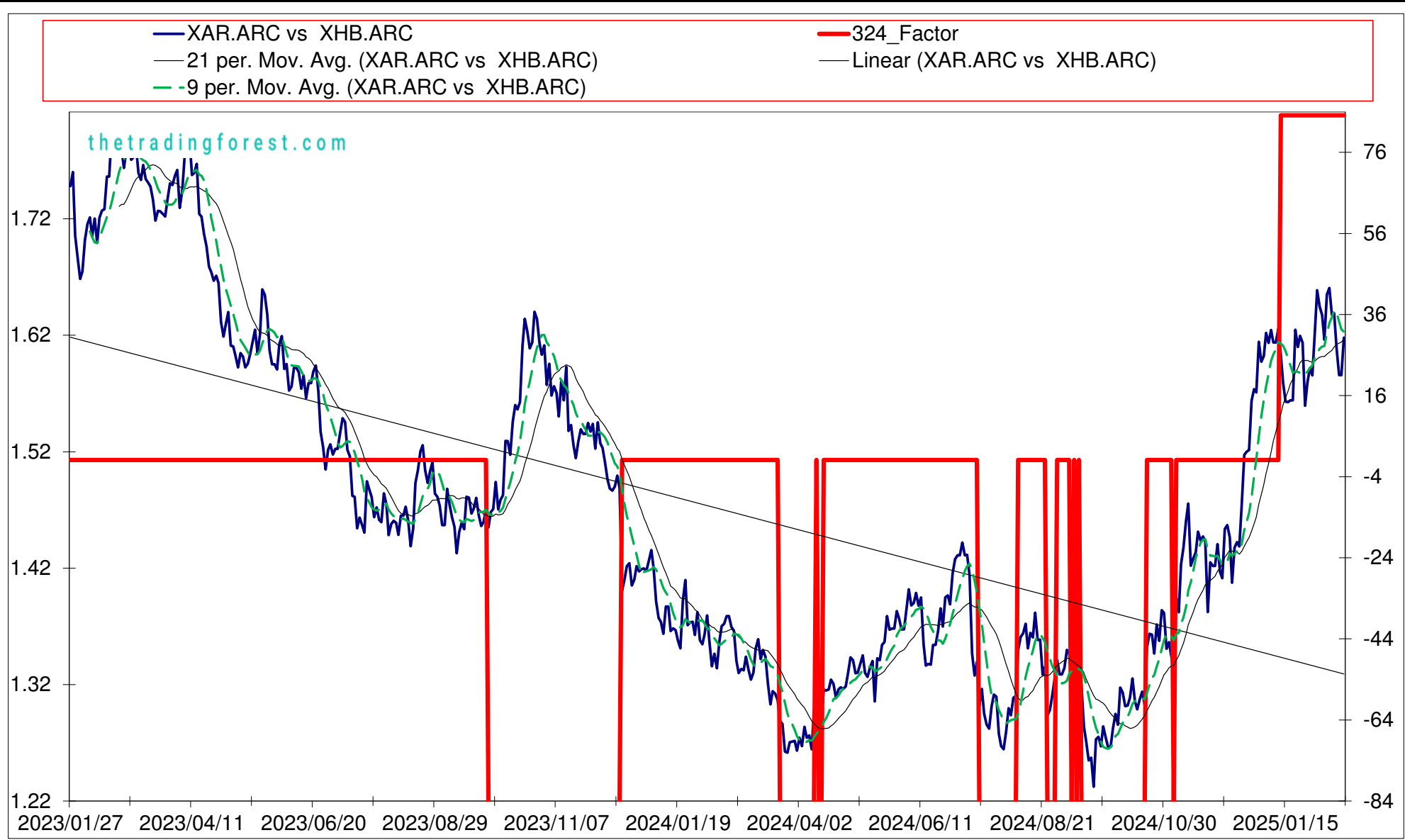
#### ETF\_NYSE\_Price

#### NYSE

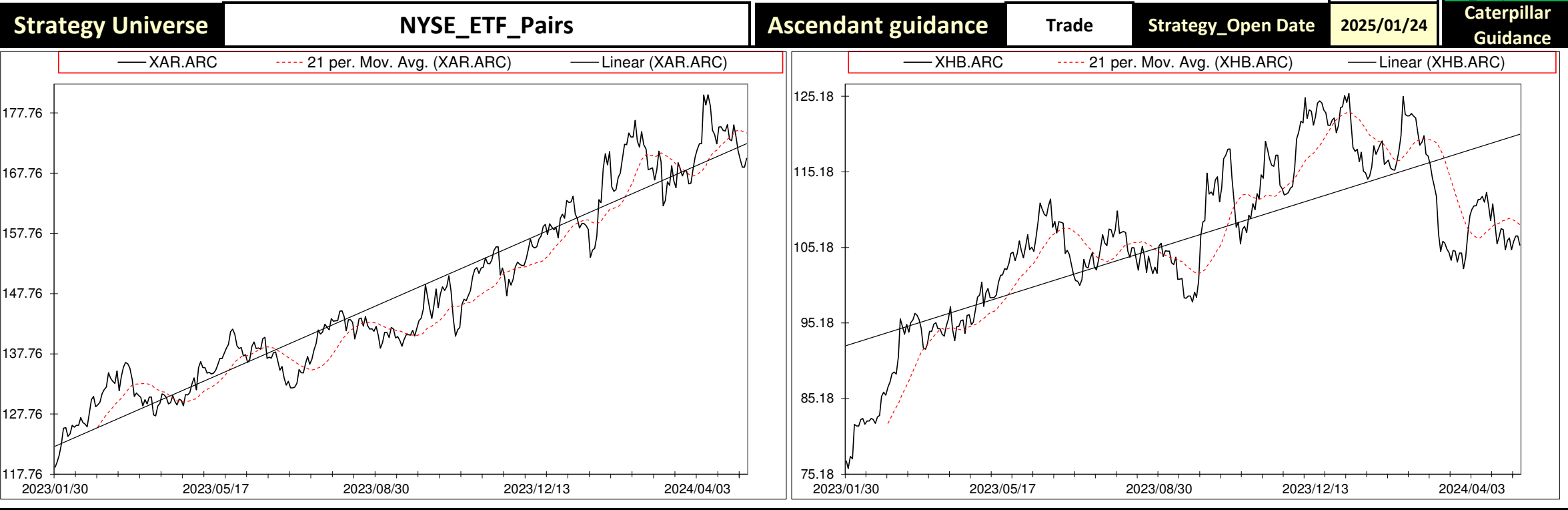
Market Cap : (B)2 177

Plan your enrty levels. Focus on the process not the outcome. Expect further short-term deviation from the trade signal. "Patience"

Date	Price or Relative Price	Short_Term_ Radar	Medium_ Term_Radar	Caterpillar_ %	Wise_ Owl(Rnk)	324_Factor	Factor_324	Defcon _Index	Defcon _Index_Trade	Margin of Safety	75_Day_Mom	Trade_Rating (Guidance)	Trendsum
2024/12/18	1.517	No Trade	No Trade	28.10%	0	Absolutely No	0	92	Research Defon Sell	6.16%	13.01%	C	3
2024/12/19	1.560	No Trade	No Trade	41.48%	0	Absolutely No	0	93	Research Defon Sell	9.09%	18.73%	C	5
2024/12/20	1.569	No Trade	No Trade	44.57%	0	Absolutely No	0	93	Research Defon Sell	9.77%	17.55%	C	9
2024/12/23	1.567	No Trade	No Trade	43.53%	0	Absolutely No	0	93	Research Defon Sell	9.54%	18.71%	C	12
2024/12/27	1.610	No Trade	No Trade	57.05%	0	Absolutely No	0	94	Research Defon Sell	12.50%	21.43%	C	16
2024/12/30	1.593	No Trade	No Trade	51.40%	0	Absolutely No	0	93	Research Defon Sell	11.27%	21.12%	C	19
2025/01/02	1.598	No Trade	No Trade	52.73%	0	Absolutely No	0	94	Research Defon Sell	11.56%	24.86%	C	19
2025/01/03	1.618	No Trade	No Trade	58.98%	0	Absolutely No	0	95	Research Defon Sell	12.93%	27.71%	C	21
2025/01/06	1.609	No Trade	No Trade	56.03%	0	Absolutely No	0	94	Research Defon Sell	12.28%	28.66%	C	24
2025/01/07	1.620	No Trade	No Trade	59.46%	0	Absolutely No	0	95	Research Defon Sell	13.03%	29.31%	C	27
2025/01/08	1.610	No Trade	No Trade	56.00%	0	Absolutely No	0	94	Research Defon Sell	12.27%	31.07%	C	31
2025/01/09	1.610	No Trade	No Trade	55.92%	0	Absolutely No	0	94	Research Defon Sell	12.26%	26.87%	C	34
2025/01/10	1.621	No Trade	No Trade	59.56%	0	Absolutely No	0	95	Research Defon Sell	13.06%	27.57%	C	37
2025/01/13	1.599	No Trade	No Trade	52.20%	50	Research	85	94	Research Defon Sell	11.44%	26.60%	B	37
2025/01/14	1.575	Sell_Panda_ST	No Trade	44.51%	50	Research	85	92	Research Defon Sell	9.76%	23.04%	B	34
2025/01/15	1.559	Sell_Panda_ST	Sell_Panda_ST	39.28%	50	Research	85	91	Research Defon Sell	8.61%	22.68%	C	31
2025/01/16	1.558	Sell_Panda_ST	Sell_Panda_ST	39.08%	50	Research	85	91	Research Defon Sell	8.57%	23.52%	C	25
2025/01/17	1.560	Sell_Panda_ST	Sell_Panda_ST	39.54%	30	Research	85	91	Research Defon Sell	8.67%	23.50%	C	20
2025/01/20	1.560	Sell_Panda_ST	Sell_Panda_ST	39.32%	30	Research	85	91	Research Defon Sell	8.62%	22.04%	C	15
2025/01/21	1.621	No Trade	No Trade	58.48%	30	Research	85	95	Research Defon Sell	12.82%	25.55%	C	12
2025/01/22	1.606	No Trade	No Trade	53.69%	30	Research	85	94	Research Defon Sell	11.77%	25.31%	C	11
2025/01/23	1.615	No Trade	No Trade	56.65%	30	Research	85	94	Research Defon Sell	12.42%	22.99%	C	12
2025/01/24	1.610	No Trade	No Trade	54.77%	30	Research	85	94	Research Defon Sell	12.00%	22.95%	C	13
2025/01/27	1.555	No Trade	No Trade	37.33%	30	Research	85	91	Research Defon Sell	8.18%	19.88%	C	9
2025/01/28	1.575	No Trade	No Trade	43.45%	30	Research	85	92	Research Defon Sell	9.52%	21.33%	C	5
2025/01/29	1.588	No Trade	No Trade	47.45%	30	Research	85	93	Research Defon Sell	10.40%	21.69%	C	1
2025/01/30	1.582	No Trade	No Trade	45.42%	30	Research	85	92	Research Defon Sell	9.96%	19.71%	C	-2
2025/01/31	1.619	No Trade	No Trade	57.11%	30	Research	85	95	Research Defon Sell	12.52%	24.36%	C	-4
2025/02/03	1.655	No Trade	No Trade	68.28%	50	Research	85	96	Research Defon Sell	14.97%	27.81%	B	-4
2025/02/04	1.641	No Trade	No Trade	63.81%	50	Research	85	95	Research Defon Sell	13.99%	25.89%	B	-3
2025/02/05	1.633	No Trade	No Trade	62.73%	30	Research	85	95	Research Defon Sell	13.45%	24.69%	C	-2
2025/02/06	1.612	No Trade	No Trade	60.17%	30	Research	85	93	Research Defon Sell	11.96%	24.16%	C	-1
2025/02/07	1.651	No Trade	No Trade	74.42%	50	Research	85	96	Research Defon Sell	14.64%	22.45%	B	-1
2025/02/10	1.657	No Trade	No Trade	76.22%	50	Research	85	96	Research Defon Sell	14.99%	21.86%	B	2
2025/02/11	1.633	No Trade	No Trade	72.42%	30	Research	85	95	Research Defon Sell	13.37%	20.22%	C	6
2025/02/12	1.635	No Trade	No Trade	72.90%	30	Research	85	95	Research Defon Sell	13.46%	21.77%	C	6
2025/02/13	1.604	No Trade	No Trade	62.63%	30	Research	85	93	Research Defon Sell	11.31%	17.30%	C	2
2025/02/14	1.582	No Trade	No Trade	53.90%	30	Research	85	92	Research Defon Sell	9.73%	16.87%	C	-4
2025/02/17	1.582	No Trade	No Trade	53.63%	30	Research	85	92	Research Defon Sell	9.68%	14.64%	C	-8
2025/02/18	1.614	No Trade	No Trade	65.85%	30	Research	85	94	Research Defon Sell	11.89%	17.15%	C	-10



Date	9 day	9 vs 21 day	33 day
2024/12/30	Buy_9day	Buy 9 vs 21	Buy 33_Day
2025/01/02	Buy_9day	Buy 9 vs 21	Buy 33_Day
2025/01/03	Buy_9day	Buy 9 vs 21	Buy 33_Day
2025/01/06	Buy_9day	Buy 9 vs 21	Buy 33_Day
2025/01/07	Buy_9day	Buy 9 vs 21	Buy 33_Day
2025/01/08	Buy_9day	Buy 9 vs 21	Buy 33_Day
2025/01/09	Buy_9day	Buy 9 vs 21	Buy 33_Day
2025/01/10	Buy_9day	Buy 9 vs 21	Buy 33_Day
2025/01/13	Sell_9day	Buy 9 vs 21	Buy 33_Day
2025/01/14	Sell_9day	Buy 9 vs 21	Buy 33_Day
2025/01/15	Sell_9day	Buy 9 vs 21	Buy 33_Day
2025/01/16	Sell_9day	Buy 9 vs 21	Buy 33_Day
2025/01/17	Sell_9day	Buy 9 vs 21	Buy 33_Day
2025/01/20	Sell_9day	Buy 9 vs 21	Buy 33_Day
2025/01/21	Buy_9day	Buy 9 vs 21	Buy 33_Day
2025/01/22	Buy_9day	Sell 9 vs 21	Buy 33_Day
2025/01/23	Buy_9day	Sell 9 vs 21	Buy 33_Day
2025/01/24	Buy_9day	Sell 9 vs 21	Buy 33_Day
2025/01/27	Sell_9day	Sell 9 vs 21	Buy 33_Day
2025/01/28	Sell_9day	Sell 9 vs 21	Buy 33_Day
2025/01/29	Sell_9day	Sell 9 vs 21	Buy 33_Day
2025/01/30	Sell_9day	Sell 9 vs 21	Buy 33_Day
2025/01/31	Buy_9day	Buy 9 vs 21	Buy 33_Day
2025/02/03	Buy_9day	Buy 9 vs 21	Buy 33_Day
2025/02/04	Buy_9day	Buy 9 vs 21	Buy 33_Day
2025/02/05	Buy_9day	Buy 9 vs 21	Buy 33_Day
2025/02/06	Buy_9day	Buy 9 vs 21	Buy 33_Day
2025/02/07	Buy_9day	Buy 9 vs 21	Buy 33_Day
2025/02/10	Buy_9day	Buy 9 vs 21	Buy 33_Day
2025/02/11	Buy_9day	Buy 9 vs 21	Buy 33_Day
2025/02/12	Sell_9day	Buy 9 vs 21	Buy 33_Day
2025/02/13	Sell_9day	Buy 9 vs 21	Sell 33_Day
2025/02/14	Sell_9day	Buy 9 vs 21	Sell 33_Day
2025/02/17	Sell_9day	Buy 9 vs 21	Sell 33_Day
2025/02/18	Sell_9day	Buy 9 vs 21	Buy 33_Day



(+) : Mom Days	82
(-) : Mom Days	0
Guided : Factor	66 day
324_Buy Guidance	0.0%
324_Sell Guidance	90.4%
Mom_75 (days)	17.2%
9 vs 21 day	0.38%
Price vs 9 day	-0.31%

S

e

i

i

DRI.NYS

Darden Restaurants

Consumer Discretionary

Hotels, Restaurants & Leisure

New York

Market Cap : (B)

19 704

Follow the " 3day to 5day waiting period " before entering the trade : understand the Graph, Trend and Variables

MGM.NYS

MGM Resorts International

Consumer Discretionary

Hotels, Restaurants & Leisure

New York

Market Cap : (B)

11 255

Plan your enrty levels. Focus on the process not the outcome. Expect further short-term deviation from the trade signal. "Patience"

Date	Price or Relative Price	Short_Term_ Radar	Medium_ Term_Radar	Caterpillar_ %	Wise_ Owl(Rnk)	324_Factor	Factor_324	Defcon _Index	Defcon _Index_Trade	Margin of Safety	75_Day_Mom	Trade_Rating (Guidance)	Trendsum
2024/12/18	4.730	No Trade	No Trade	4.67%	0	Absolutely No	0	100	Research Defon Sell	1.28%	7.24%	C	-5
2024/12/19	5.486	No Trade	No Trade	63.41%	50	Research	85	100	Research Defon Sell	17.38%	21.99%	A	-5
2024/12/20	5.492	No Trade	No Trade	63.56%	50	Research	85	100	Research Defon Sell	17.42%	22.54%	A	-3
2024/12/23	5.389	No Trade	No Trade	54.67%	50	Research	85	98	Research Defon Sell	14.98%	20.76%	B	0
2024/12/27	5.395	No Trade	No Trade	53.92%	50	Research	85	98	Research Defon Sell	14.78%	21.23%	B	4
2024/12/30	5.437	No Trade	No Trade	56.31%	50	Research	85	99	Research Defon Sell	15.43%	23.15%	A	7
2025/01/02	5.541	No Trade	No Trade	63.43%	50	Research	85	100	Research Defon Sell	17.38%	26.24%	A	13
2025/01/03	5.507	No Trade	No Trade	60.47%	50	Research	85	99	Research Defon Sell	16.57%	25.30%	A	18
2025/01/06	5.420	No Trade	No Trade	52.90%	50	Research	85	98	Research Defon Sell	14.50%	24.86%	B	19
2025/01/07	5.547	No Trade	No Trade	62.40%	50	Research	85	100	Research Defon Sell	17.10%	28.84%	A	20
2025/01/08	5.620	No Trade	No Trade	67.72%	50	Research	85	100	Research Defon Sell	18.56%	23.16%	A	20
2025/01/09	5.620	No Trade	No Trade	67.41%	50	Research	85	100	Research Defon Sell	18.48%	23.23%	A	22
2025/01/10	5.649	No Trade	No Trade	69.27%	50	Research	85	100	Research Defon Sell	18.99%	20.50%	A	24
2025/01/13	5.653	No Trade	No Trade	68.72%	50	Research	85	100	Research Defon Sell	18.83%	23.40%	A	26
2025/01/14	5.500	No Trade	No Trade	56.64%	50	Research	85	97	Research Defon Sell	15.52%	21.63%	B	29
2025/01/15	5.480	Sell_Panda_ST	No Trade	54.81%	50	Research	85	97	Research Defon Sell	15.02%	24.99%	B	29
2025/01/16	5.465	Sell_Panda_ST	No Trade	53.40%	50	Research	85	97	Research Defon Sell	14.64%	29.88%	B	29
2025/01/17	5.533	Sell_Panda_ST	No Trade	58.28%	50	Research	85	98	Research Defon Sell	15.97%	31.77%	B	26
2025/01/20	5.533	Sell_Panda_ST	No Trade	57.39%	50	Research	85	98	Research Defon Sell	15.73%	30.19%	B	23
2025/01/21	5.592	No Trade	No Trade	61.60%	50	Research	85	99	Research Defon Sell	16.88%	36.17%	B	21
2025/01/22	5.658	No Trade	No Trade	66.37%	50	Research	85	100	Research Defon Sell	18.19%	38.70%	A	20
2025/01/23	5.621	No Trade	No Trade	63.23%	50	Research	85	99	Research Defon Sell	17.33%	37.87%	A	22
2025/01/24	5.704	No Trade	No Trade	69.25%	50	Research	85	100	Research Defon Sell	18.98%	46.94%	A	24
2025/01/27	5.740	No Trade	No Trade	71.03%	50	Research	85	100	Research Defon Sell	19.47%	43.59%	A	26
2025/01/28	5.743	No Trade	No Trade	71.01%	50	Research	85	100	Research Defon Sell	19.46%	45.54%	A	29
2025/01/29	5.698	No Trade	No Trade	67.29%	50	Research	85	99	Research Defon Sell	18.44%	44.68%	A	32
2025/01/30	5.678	No Trade	No Trade	65.49%	50	Research	85	99	Research Defon Sell	17.95%	43.70%	B	32
2025/01/31	5.662	No Trade	No Trade	63.97%	50	Research	85	99	Research Defon Sell	17.53%	45.19%	B	31
2025/02/03	5.818	No Trade	No Trade	74.80%	50	Research	85	100	Research Defon Sell	20.50%	43.10%	A	30
2025/02/04	5.776	No Trade	No Trade	71.36%	50	Research	85	99	Research Defon Sell	19.56%	41.45%	A	29
2025/02/05	5.853	No Trade	No Trade	76.90%	50	Research	85	100	Research Defon Sell	21.07%	44.60%	A	27
2025/02/06	5.813	No Trade	No Trade	73.54%	50	Research	85	99	Research Defon Sell	20.15%	45.47%	A	25
2025/02/07	5.705	No Trade	No Trade	66.00%	50	Research	85	97	Research Defon Sell	17.84%	40.78%	B	25
2025/02/10	5.684	Sell_Panda_ST	No Trade	63.51%	50	Research	85	97	Research Defon Sell	17.17%	42.95%	B	25
2025/02/11	5.666	Sell_Panda_ST	No Trade	62.27%	50	Research	85	97	Research Defon Sell	16.71%	38.33%	B	23
2025/02/12	5.668	Sell_Panda_ST	Sell_Panda_ST	71.70%	50	Research	85	97	Research Defon Sell	16.67%	39.81%	B	22
2025/02/13	4.792	Sell_Panda_ST	Sell_Panda_ST	5.45%	0	Absolutely No	0	0	Absolutely no Trade	-1.42%	20.94%	C	18
2025/02/14	4.803	Sell_Panda_ST	Sell_Panda_ST	4.89%	0	Absolutely No	0	0	Absolutely no Trade	-1.28%	23.53%	C	13
2025/02/17	4.803	No Trade	No Trade	5.67%	0	Absolutely No	0	0	Absolutely no Trade	-1.48%	24.53%	C	8
2025/02/18	5.264	No Trade	No Trade	37.53%	0	Research	85	0	Absolutely no Trade	7.91%	36.06%	C	3

