



Wednesday, 19 February 2025				Daily TradeGuidance					 THE TRADING FOREST <small>thetradingforest.com</small>		
Date	Code_A	Code_B	Strategy	Factor_324	Defcon_Index	Mom_75 (days)	Wise_Owl	Wise_Owl (Rnk)	Name of Instrument	Caterpillar_Guidance	Trade_Rating (Guidance)
2025/01/24	EQIX.NAS	CCI.NYS	Pairs	170	98	35.90%	340	75	Equinix _ vs _ Crown Castle	Trade	_ Sell
2025/01/24	EXC.NAS	ED.NYS	Pairs	170	96	11.18%	370	90	Exelon _ vs _ Consolidated Edison	Trade	_ Sell
2025/01/24	GOOG.NAS	NXPI.NAS	Pairs	170	100	34.67%	360	75	Alphabet Inc. (Class C) _ vs _ NXP Semiconductors	Trade	_ Sell
2025/01/24	HD.NYS	LEN.NYS	Pairs	170	99	39.65%	390	90	Home Depot _ vs _ Lennar	Trade	_ Sell
2025/01/24	AME.NYS	XYL.NYS	Pairs	170	94	24.44%	345	75	Ametek _ vs _ Xylem Inc.	Trade	_ Sell
2025/01/24	BLK.NYS	ICE.NYS	Pairs	0	0	9.91%	40	0	BlackRock _ vs _ Intercontinental Exchange	Trade	_ Buy
2025/01/24	FAST.NAS	NDSN.NAS	Pairs	85	96	25.08%	220	50	Fastenal _ vs _ Nordson Corporation	Trade	_ Sell
2025/01/24	PG.NYS	CL.NYS	Pairs	170	93	10.15%	325	60	Procter & Gamble _ vs _ Colgate-Palmolive	Trade	_ Sell
2025/01/24	V.NYS	MA.NYS	Pairs	170	99	11.07%	390	90	Visa Inc. _ vs _ Mastercard	Trade	_ Sell
2025/01/24	XAR.ARC	XLI.ARC	Pairs	0	99	7.95%	140	0	Aerospace & Defense ETF _ vs _ Industrial	Trade	_ Sell
2025/01/24	XEL.NAS	ED.NYS	Pairs	170	97	18.01%	340	75	Xcel Energy _ vs _ Consolidated Edison	Trade	_ Sell
2025/01/24	LH.NYS	XLV.ARC	Relative	170	93	21.37%	375	90	Laboratory Corporation of America _ vs _SPDR : Health Care ETF	Trade	_ Sell
2025/01/24	V.NYS	DIA.ARC	Relative	170	100	13.95%	370	90	Visa Inc. vs Dow Jones 30 Index	Trade	_ Sell
2025/01/24	ABBV.NYS	REGN.NAS	Pairs	170	99	29.65%	350	75	AbbVie _ vs _ Regeneron	Trade	_ Sell
2025/01/24	AME.NYS	NDSN.NAS	Pairs	170	98	30.84%	340	75	Ametek _ vs _ Nordson Corporation	Trade	_ Sell
2025/01/24	BKR.NAS	FANG.NAS	Pairs	170	99	38.17%	350	75	Baker Hughes _ vs _ Diamondback Energy	Trade	_ Sell
2025/01/24	ITW.NYS	NDSN.NAS	Pairs	170	96	17.67%	360	75	Illinois Tool Works _ vs _ Nordson Corporation	Trade	_ Sell
2025/01/24	MCD.NYS	CPB.NYS	Pairs	170	98	14.72%	350	75	McDonald's Corporation _ vs _ Campbell Soup Company	Trade	_ Sell
2025/01/24	MRVL.NAS	MPWR.NAS	Pairs	170	0	130.67%	220	50	Marvell Technology _ vs _ Monolithic Power Systems	Trade	_ Buy
2025/01/24	NOW.NYS	TYL.NYS	Pairs	170	99	22.00%	370	90	ServiceNow _ vs _ Tyler Technologies	Trade	_ Sell

Wednesday, 19 February 2025				Daily TradeGuidance					 THE TRADINGFOREST <small>thetradingforest.com</small>		
Date	Code_A	Code_B	Strategy	Factor_324	Defcon_ Index	Mom_75 (days)	Wise_Owl	Wise_Owl (Rnk)	Name of Instrument	Caterpillar_ Guidance	Trade_Rating (Guidance)
2025/01/24	SNA.NYS	NDSN.NAS	Pairs	170	96	42.05%	360	75	Snap-on _ vs _ Nordson Corporation	Trade	_ Sell
2025/01/24	TEAM.NAS	PTC.NAS	Pairs	170	95	48.31%	350	75	Atlassian _ vs _ PTC	Trade	_ Sell
2025/01/24	TTWO.NAS	OMC.NYS	Pairs	170	96	42.00%	340	75	Take-Two Interactive _ vs _ Omnicom Group	Trade	_ Sell
2025/01/24	XAR.ARC	XLB.ARC	Pairs	170	99	20.11%	360	75	Aerospace & Defense ETF _ vs _ Materials Select Sector	Trade	_ Sell
2025/01/24	XEL.NAS	AWK.NYS	Pairs	170	99	19.06%	350	75	Xcel Energy _ vs _ American Water Works	Trade	_ Sell
2025/01/24	XEL.NAS	ES.NYS	Pairs	170	99	20.28%	350	75	Xcel Energy _ vs _ Eversource Energy	Trade	_ Sell
2025/01/24	CAH.NYS	XLV.ARC	Relative	170	99	20.59%	390	90	Cardinal Health _ vs _ SPDR : Health Care ETF	Trade	_ Sell
2025/01/24	GPOR.NYS	XOP.ARC	Relative	170	97	27.61%	320	60	Gulfport Energy Corp _ vs _ SPDR :Oil & Gas Explor & Product ETF	Trade	_ Sell
2025/01/24	AMZN.NAS	NXPI.NAS	Pairs	170	100	42.43%	350	75	Amazon _ vs _ NXP Semiconductors	Trade	_ Sell
2025/01/24	AVGO.NAS	VZ.NYS	Pairs	170	100	54.96%	370	90	Broadcom Inc. _ vs _ Verizon Communications	Trade	_ Sell
2025/01/24	CDNS.NAS	MCHP.NAS	Pairs	170	100	65.29%	350	75	Cadence Design Systems _ vs _ Microchip Technology Incorporated	Trade	_ Sell
2025/01/24	CDNS.NAS	NXPI.NAS	Pairs	170	100	33.68%	350	75	Cadence Design Systems _ vs _ NXP Semiconductors	Trade	_ Sell
2025/01/24	CSCO.NAS	CMCSA.NAS	Pairs	170	100	27.77%	400	100	Cisco Systems _ vs _ Comcast	Trade	_ Sell
2025/01/24	CSCO.NAS	JNJ.NYS	Pairs	170	100	28.77%	350	75	Cisco Systems _ vs _ Johnson & Johnson	Trade	_ Sell
2025/01/24	CSCO.NAS	KO.NYS	Pairs	170	99	32.08%	370	90	Cisco Systems _ vs _ The Coca-Cola Company	Trade	_ Sell
2025/01/24	CSCO.NAS	XOM.NYS	Pairs	170	100	36.74%	370	90	Cisco Systems _ vs _ ExxonMobil	Trade	_ Sell
2025/01/24	GOOG.NAS	ADI.NAS	Pairs	85	100	27.98%	270	50	Alphabet Inc. (Class C) _ vs _ Analog Devices	Trade	_ Sell
2025/01/24	KMI.NYS	OKE.NYS	Pairs	170	100	16.47%	400	100	Kinder Morgan _ vs _ ONEOK	Trade	_ Sell
2025/01/24	PWR.NYS	CSL.NYS	Pairs	170	100	34.75%	370	90	Quanta Services _ vs _ Carlisle Companies Incorporated	Trade	_ Sell
2025/01/24	V.NYS	VZ.NYS	Pairs	170	100	33.72%	400	100	Visa Inc. _ vs _ Verizon Communications	Trade	_ Sell

Guidance to understanding our "Proprietary Signals and Reports"



Our Trading Reports are comprehensive and detailed - visit our Educational Library of videos at "[TheTradingForest.com](https://www.thetradingforest.com)" [for premium members] for a detailed explanation of our approach to trading.

Summary of our Analysis

Contribution to the Trade Decision

Guided Factor

This places the time frame of the current trade into perspective - our leading indicators have brought this trade to your attention. You will be guided by the 9day vs 21day, 33 day and 66 day. **From a practical perspective once you see a "guided factor of either a 33 day or 66 day" you actually relax and plan your trade !**

Ascendant Guidance

There are two forms of "Risk" - **Uncertainty** and **Exposure** ! The Ascendant Guidance focuses on the uncertainty part of the trade. We recommend that until a trader understands their own risk tolerance level only trades with an Ascendant Guidance levels of **Trade** and or **Research** are considered.

Wise_Owl (Rnk)

Focus on "**Wise_Owl(Rnk)**" levels of closer to 90 & 100 - the "**Wise_Owl(Rnk)**" needed to have a value of **90** and above at least within the last five to seven trading days of the "trade alert signal - panda signals".

Trade_Rating Guidance

There is no substitute for **Quality** - only consider Trades with a "**Trade_rating (Guidance)**" of **AA** & **AAA** within the last five to 7 trading days of the "**trade alert signal - panda signals**".

Guidance to understanding our "Proprietary Signals and Reports"



Defcon_Index



Get a decent understanding of the "**current form**" of the variable - how close are the values to either the minimum or maximum values. Be guided by the "**Defcon_Index**". Values of **> 95 are recommended for Sell Signals** and Values of **<-95 are recommended for Buy signals**.

324_Factor



Manipulate the "**odds in your favour**" - Search and Research the trades that have a 324_Factor of **+170 for a sell signal** and **- 170 for a buy signal**.

Margin of Safety and
75_Day_
Mom



Reaching the pinnacle of any challenge is about "small margins" and making the correct informed decisions. The relationship between the "**Margin of Safety**" and "**75_Day_Mom**" allows us to review the trade from a performance and risk perspective.

Understanding the
"short-term noise"



Is the current "**Trend**" still intact ? Or can we : be guided by the "**Trendsum**" to start analysing technical indicators. Look for a declining "**Trendsum**" for a **sell signal** and an increasing value of the "Trendsum" for a **buy signal**.

Let's talk about
Technicals



Once you are confident that you have a decent understanding of all the variables, use the "**Guided_Factor**" as a "compass" in finding your true north in selecting the timing of your open strategy by selecting appropriate **shorter-term technical indicators**.



Conclusion : We start our analysis, by trying to understand the trade with a **longer-term Technical Guidance** indicator and we plan our execution, using the **shorter-term Techninal Analysis indicators**.

THE TRADING PYRAMID

Path to Synergy in Your Trading



Summary of Contents

Name of Variable	Type of Variable	Decision Based / Contribution
Guided_Factor	Momentum : Variable	"Bigger Picture " - Gives the Trader a time perspective.
Ascendant Guidance	Risk : Variable	Don't attempt trades outside your Risk Tolerance levels.
Wise_Owl(Rnk)	Risk : Variable	Sum of the parts analysis - we have done the "maths" - Quality of the trade.
Trade_Rating Guidance	Momentum : Variable	Combining Risk and Momentum.
Caterpillar_Guidance	Quantitative Variable	Understanding the "Trend" of the price series variable.
Defcon_Index	Risk : Variable	Looking at the "bigger picture" in terms of the price performance over a longer-term perspective.
324_Factor	Quantitative Variable	Measuring the strength and direction of the price series.
Margin of Safety	Risk : Variable	Creating a "buffer in your trade".
75_Day Momentum	Risk : Variable	Undertanding the medium-term performance of the price series.
Trendsum	Quantitative Variable	How strong is the short-term trend ?
Let's talk Technicals	Technical Analysis	Plan your entry with the help of the "Guided_Factor" and Technical indicators of your choice.

14 STEP TRADING CHECKLIST

Ascendant Path

1

☐

Guided Factor

2

☐

Momentum Days

3

☐

The_Wise_Owl Rank

4

☐

Trade_Rating Guidance

5

☐

CaterPillar_Guidance

6

☐

Defon_Index

7

☐

Defon_Index_Guidance

8

☐

Factor_324

9

☐

324_Factor_Guidance

10

☐

75_Day_Momentum Value

11

☐

Trendsum

12

☐

Medium-Term Technical Indicators : 9day vs 21 day
& 21day Moving Average

13

☐

Longer-Term Technical Indicators : 33 day & 66 day
Moving Average

14

☐

TRADING IS LIKE A GAME OF CARDS

We can't undo a previous trade,
but we *can* aim to make the next trade better.



ASCENDANT GUIDANCE



CATERPILLAR GUIDANCE



S
e
|
|

EQIX.NAS
Equinix
Real Estate
Specialized REITs
New York

Follow the " 3day to 5day waiting period " before entering the trade : understand the Graph, Trend and Variables

Market Cap : (B)90 349

CCI.NYS
Crown Castle
Real Estate
Specialized REITs
New York

Plan your enrty levels. Focus on the process not the outcome. Expect further short-term deviation from the trade signal. "Patience"

Market Cap : (B)45 824

-2.27363.494-27.940														
Date	Price or Relative Price	Short_Term_ Radar	Medium_ Term_Radar	Caterpillar_ %	Wise_ Owl(Rnk)	324_Factor	Factor_324	Defcon _Index	Defcon _Index_Trade	Margin of Safety	75_Day_Mom	Trade_Rating (Guidance)	Trendsum	
2024/12/18	9.972	No Trade	No Trade	45.44%	30	Absolutely No	0	98	Research Defon Sell	10.08%	38.18%	C	40	
2024/12/19	10.157	No Trade	No Trade	54.36%	30	Absolutely No	0	100	Research Defon Sell	12.06%	44.20%	C	40	
2024/12/20	10.227	No Trade	No Trade	57.54%	30	Absolutely No	0	100	Research Defon Sell	12.76%	44.52%	C	39	
2024/12/23	10.354	No Trade	No Trade	62.88%	50	Research	85	100	Research Defon Sell	13.95%	43.60%	A	41	
2024/12/27	10.409	No Trade	No Trade	64.38%	50	Research	85	100	Research Defon Sell	14.28%	44.12%	A	42	
2024/12/30	10.425	No Trade	No Trade	64.21%	50	Research	85	100	Research Defon Sell	14.24%	42.87%	A	43	
2025/01/02	10.578	No Trade	No Trade	70.86%	50	Research	85	100	Research Defon Sell	15.72%	44.26%	A	45	
2025/01/03	10.668	No Trade	No Trade	74.94%	50	Research	85	100	Research Defon Sell	16.62%	46.34%	A	46	
2025/01/06	10.617	No Trade	No Trade	71.49%	50	Research	85	100	Research Defon Sell	15.86%	46.83%	A	46	
2025/01/07	10.749	No Trade	No Trade	77.66%	50	Research	85	100	Research Defon Sell	17.23%	47.04%	A	46	
2025/01/08	10.869	No Trade	No Trade	83.26%	50	Research	85	100	Research Defon Sell	18.47%	43.72%	A	46	
2025/01/09	10.869	No Trade	No Trade	82.94%	50	Research	85	100	Research Defon Sell	18.40%	42.90%	A	47	
2025/01/10	10.670	No Trade	No Trade	72.86%	50	Research	85	98	Research Defon Sell	16.16%	41.39%	B	46	
2025/01/13	10.494	No Trade	No Trade	63.28%	50	Research	85	97	Research Defon Sell	14.04%	38.78%	B	44	
2025/01/14	10.362	Sell_Panda_ST	No Trade	56.52%	50	Research	85	95	Research Defon Sell	12.54%	35.93%	B	38	
2025/01/15	10.388	Sell_Panda_ST	No Trade	57.48%	50	Research	85	96	Research Defon Sell	12.75%	35.65%	B	32	
2025/01/16	10.148	Sell_Panda_ST	Sell_Panda_ST	45.43%	0	Research	85	0	Absolutely no Trade	10.08%	34.06%	C	27	
2025/01/17	10.055	Sell_Panda_ST	Sell_Panda_ST	40.59%	0	Research	85	0	Absolutely no Trade	9.00%	34.38%	C	22	
2025/01/20	10.055	Sell_Panda_ST	Sell_Panda_ST	39.71%	0	Research	85	0	Absolutely no Trade	8.81%	35.63%	C	16	
2025/01/21	10.298	No Trade	No Trade	51.26%	0	Research	85	0	Absolutely no Trade	11.37%	34.48%	C	10	
2025/01/22	10.463	No Trade	No Trade	59.00%	50	Research	85	96	Research Defon Sell	13.09%	36.47%	B	5	
2025/01/23	10.615	No Trade	No Trade	66.12%	50	Research	85	98	Research Defon Sell	14.67%	34.95%	B	4	
2025/01/24	10.632	No Trade	No Trade	66.64%	50	Research	85	98	Research Defon Sell	14.78%	35.90%	B	4	
2025/01/27	9.738	No Trade	No Trade	22.28%	0	Absolutely No	0	0	Absolutely no Trade	4.94%	25.12%	C	3	
2025/01/28	10.104	No Trade	No Trade	39.75%	0	Research	85	0	Absolutely no Trade	8.82%	28.46%	C	1	
2025/01/29	10.334	No Trade	No Trade	50.62%	50	Research	85	95	Research Defon Sell	11.23%	30.50%	B	-1	
2025/01/30	10.358	No Trade	No Trade	51.80%	50	Research	85	95	Research Defon Sell	11.42%	31.69%	B	-4	
2025/01/31	10.234	No Trade	No Trade	50.05%	0	Research	85	0	Absolutely no Trade	10.02%	32.38%	C	-6	
2025/02/03	10.243	No Trade	No Trade	53.19%	0	Research	85	0	Absolutely no Trade	9.92%	33.34%	C	-7	
2025/02/04	10.438	No Trade	No Trade	64.71%	50	Research	85	96	Research Defon Sell	11.95%	37.18%	B	-7	
2025/02/05	10.423	No Trade	No Trade	63.48%	50	Research	85	96	Research Defon Sell	11.72%	31.04%	B	-7	
2025/02/06	10.398	No Trade	No Trade	61.69%	50	Research	85	96	Research Defon Sell	11.39%	30.54%	B	-6	
2025/02/07	10.426	No Trade	No Trade	62.97%	50	Research	85	96	Research Defon Sell	11.63%	30.56%	B	-4	
2025/02/10	10.518	No Trade	No Trade	67.19%	50	Research	85	97	Research Defon Sell	12.41%	31.44%	B	-1	
2025/02/11	10.345	No Trade	No Trade	56.81%	50	Research	85	95	Research Defon Sell	10.49%	28.48%	B	2	
2025/02/12	10.422	No Trade	No Trade	60.95%	50	Research	85	96	Research Defon Sell	11.26%	29.67%	B	3	
2025/02/13	10.270	No Trade	No Trade	51.82%	0	Research	85	0	Absolutely no Trade	9.57%	22.34%	C	2	
2025/02/14	10.614	No Trade	No Trade	71.30%	50	Research	85	98	Research Defon Sell	13.17%	26.83%	B	1	
2025/02/17	10.614	No Trade	No Trade	70.22%	50	Research	85	98	Research Defon Sell	12.97%	24.91%	B	0	
2025/02/18	10.434	No Trade	No Trade	59.52%	50	Research	85	96	Research Defon Sell	10.99%	23.59%	B	0	

S
e
|
|

EXC.NAS
Exelon
Utilities
Electric Utilities
New York

Market Cap : (B)
38 897

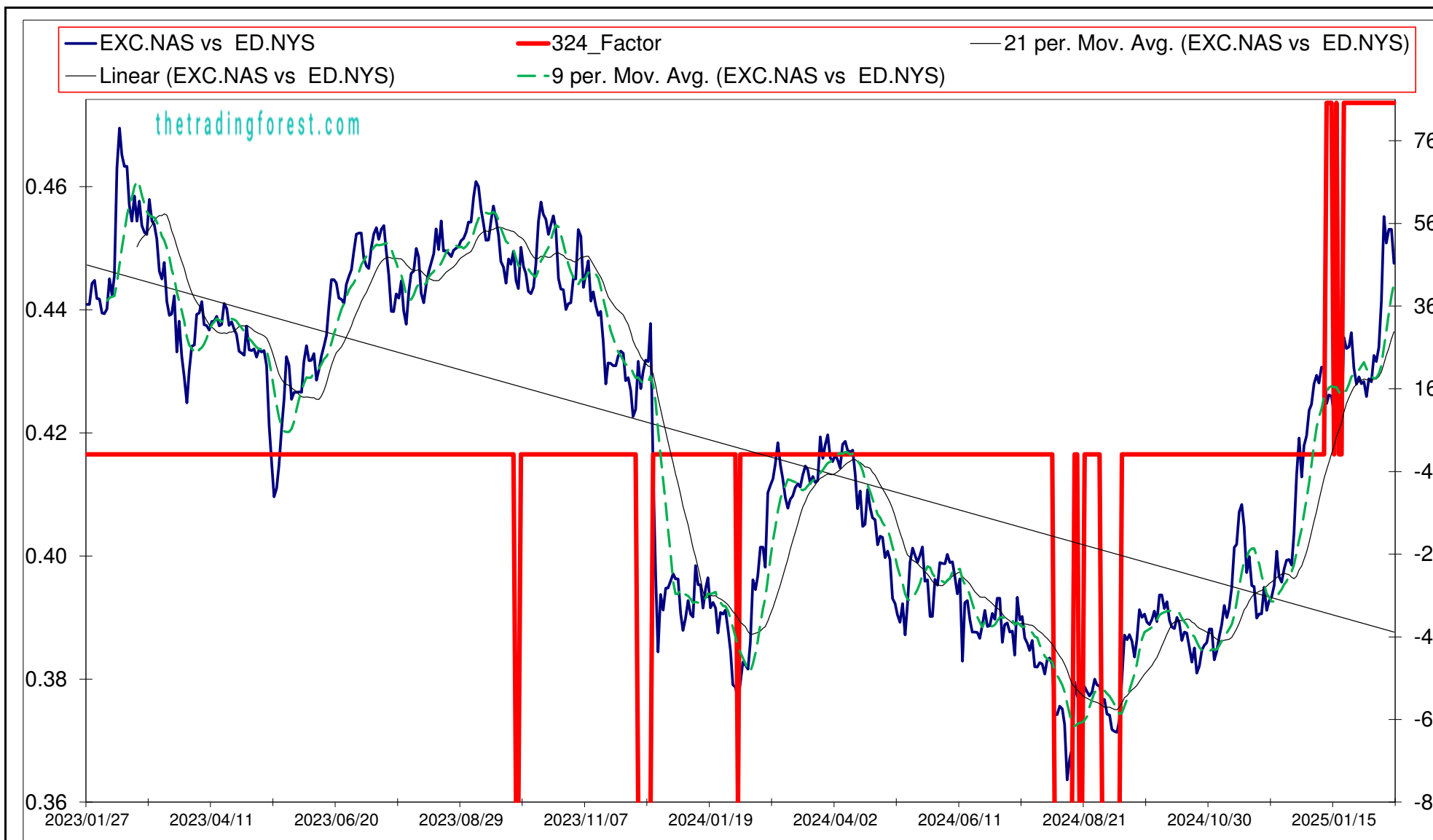
Follow the " 3day to 5day waiting period " before entering the trade : understand the Graph, Trend and Variables

ED.NYS
Consolidated Edison
Utilities
Multi-Utilities
New York

Market Cap : (B)
34 073

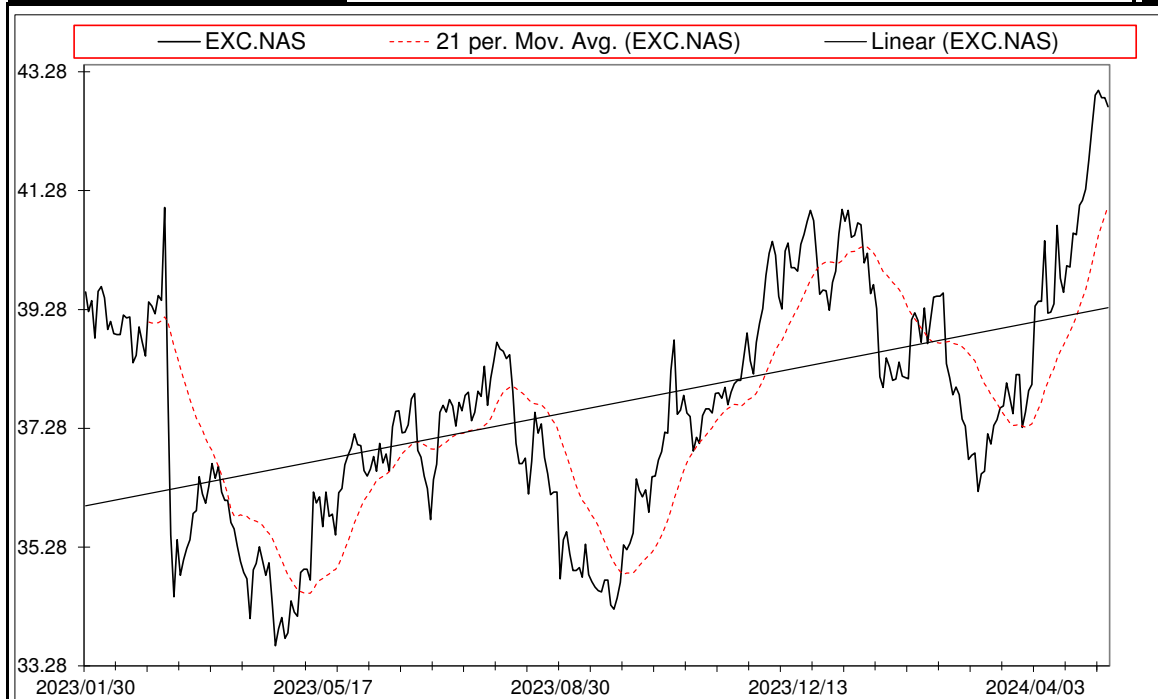
Plan your enrty levels. Focus on the process not the outcome. Expect further short-term deviation from the trade signal. "Patience"

-0.812										-1.2651.558				
Date	Price or Relative Price	Short_Term_ Radar	Medium_ Term_Radar	Caterpillar_ %	Wise_ Owl(Rnk)	324_Factor	Factor_324	Defcon _Index	Defcon _Index_Trade	Margin of Safety	75_Day_Mom	Trade_Rating (Guidance)	Trendsum	
2024/12/18	0.411	No Trade	No Trade	23.23%	0	Absolutely No	0	93	Research Defon Sell	3.18%	11.13%	C	15	
2024/12/19	0.418	No Trade	No Trade	34.49%	0	Absolutely No	0	94	Research Defon Sell	4.73%	12.89%	C	17	
2024/12/20	0.411	No Trade	No Trade	22.90%	0	Absolutely No	0	93	Research Defon Sell	3.14%	11.21%	C	19	
2024/12/23	0.416	No Trade	No Trade	32.28%	0	Absolutely No	0	94	Research Defon Sell	4.42%	11.91%	C	21	
2024/12/27	0.418	No Trade	No Trade	35.30%	0	Absolutely No	0	94	Research Defon Sell	4.84%	10.41%	C	22	
2024/12/30	0.422	No Trade	No Trade	42.86%	0	Absolutely No	0	95	Research Defon Sell	5.88%	9.47%	C	25	
2025/01/02	0.423	No Trade	No Trade	44.64%	0	Absolutely No	0	95	Research Defon Sell	6.12%	9.94%	C	25	
2025/01/03	0.426	No Trade	No Trade	50.82%	0	Absolutely No	0	95	Research Defon Sell	6.97%	10.58%	C	26	
2025/01/06	0.428	No Trade	No Trade	53.36%	0	Absolutely No	0	95	Research Defon Sell	7.31%	11.24%	C	28	
2025/01/07	0.426	No Trade	No Trade	51.04%	30	Absolutely No	0	95	Research Defon Sell	7.00%	11.65%	C	31	
2025/01/08	0.429	No Trade	No Trade	55.77%	30	Absolutely No	0	95	Research Defon Sell	7.64%	11.52%	C	33	
2025/01/09	0.429	No Trade	No Trade	55.78%	30	Absolutely No	0	95	Research Defon Sell	7.65%	10.11%	C	36	
2025/01/10	0.423	No Trade	No Trade	44.97%	50	Research	85	94	Research Defon Sell	6.16%	8.95%	C	38	
2025/01/13	0.425	Sell_Panda_ST	No Trade	47.58%	50	Research	85	94	Research Defon Sell	6.52%	9.16%	C	40	
2025/01/14	0.424	Sell_Panda_ST	No Trade	47.14%	50	Research	85	94	Research Defon Sell	6.46%	9.46%	C	37	
2025/01/15	0.421	Sell_Panda_ST	No Trade	41.77%	0	Absolutely No	0	94	Research Defon Sell	5.73%	8.82%	C	32	
2025/01/16	0.427	No Trade	No Trade	51.34%	50	Research	85	95	Research Defon Sell	7.04%	9.92%	C	27	
2025/01/17	0.421	Sell_Panda_ST	No Trade	40.99%	0	Absolutely No	0	94	Research Defon Sell	5.62%	8.09%	C	22	
2025/01/20	0.421	Sell_Panda_ST	No Trade	41.02%	0	Absolutely No	0	94	Research Defon Sell	5.62%	8.56%	C	16	
2025/01/21	0.434	No Trade	No Trade	64.70%	50	Research	85	96	Research Defon Sell	8.87%	10.66%	C	13	
2025/01/22	0.432	No Trade	No Trade	61.45%	50	Research	85	96	Research Defon Sell	8.42%	10.21%	C	10	
2025/01/23	0.432	No Trade	No Trade	64.29%	50	Research	85	96	Research Defon Sell	8.49%	10.91%	C	10	
2025/01/24	0.435	No Trade	No Trade	68.96%	50	Research	85	96	Research Defon Sell	9.07%	11.18%	C	11	
2025/01/27	0.429	No Trade	No Trade	58.04%	30	Research	85	95	Research Defon Sell	7.64%	10.57%	C	13	
2025/01/28	0.426	No Trade	No Trade	53.01%	30	Research	85	94	Research Defon Sell	6.98%	10.20%	C	13	
2025/01/29	0.427	Sell_Panda_ST	No Trade	55.28%	30	Research	85	95	Research Defon Sell	7.27%	10.57%	C	12	
2025/01/30	0.426	No Trade	No Trade	55.47%	30	Research	85	94	Research Defon Sell	7.00%	9.78%	C	9	
2025/01/31	0.427	No Trade	No Trade	56.14%	30	Research	85	94	Research Defon Sell	7.09%	10.11%	C	6	
2025/02/03	0.424	No Trade	No Trade	51.35%	30	Research	85	94	Research Defon Sell	6.48%	10.31%	C	1	
2025/02/04	0.427	No Trade	No Trade	57.04%	50	Research	85	95	Research Defon Sell	7.20%	10.66%	C	-3	
2025/02/05	0.427	No Trade	No Trade	56.09%	50	Research	85	95	Research Defon Sell	7.08%	10.57%	C	-5	
2025/02/06	0.431	No Trade	No Trade	64.61%	50	Research	85	96	Research Defon Sell	8.16%	12.35%	C	-5	
2025/02/07	0.430	No Trade	No Trade	62.67%	50	Research	85	96	Research Defon Sell	7.91%	12.81%	C	-4	
2025/02/10	0.432	No Trade	No Trade	67.29%	50	Research	85	97	Research Defon Sell	8.50%	12.73%	C	0	
2025/02/11	0.440	No Trade	No Trade	82.34%	50	Research	85	98	Research Defon Sell	10.40%	15.95%	B	3	
2025/02/12	0.454	No Trade	No Trade	100.00%	50	Research	85	99	Research Defon Sell	13.84%	19.20%	A	6	
2025/02/13	0.449	No Trade	No Trade	92.15%	50	Research	85	98	Research Defon Sell	12.75%	17.26%	B	8	
2025/02/14	0.451	No Trade	No Trade	96.22%	50	Research	85	99	Research Defon Sell	13.31%	17.61%	B	10	
2025/02/17	0.451	No Trade	No Trade	96.25%	50	Research	85	99	Research Defon Sell	13.32%	17.46%	B	11	
2025/02/18	0.446	No Trade	No Trade	86.24%	50	Research	85	98	Research Defon Sell	11.93%	15.37%	B	9	



Date	9 day	9 vs 21 day	33 day
2025/01/02	Buy_9day	Buy 9 vs 21	Buy 33_Day
2025/01/03	Buy_9day	Buy 9 vs 21	Buy 33_Day
2025/01/06	Buy_9day	Buy 9 vs 21	Buy 33_Day
2025/01/07	Buy_9day	Buy 9 vs 21	Buy 33_Day
2025/01/08	Buy_9day	Buy 9 vs 21	Buy 33_Day
2025/01/09	Buy_9day	Buy 9 vs 21	Buy 33_Day
2025/01/10	Sell_9day	Buy 9 vs 21	Buy 33_Day
2025/01/13	Sell_9day	Buy 9 vs 21	Buy 33_Day
2025/01/14	Sell_9day	Buy 9 vs 21	Buy 33_Day
2025/01/15	Sell_9day	Buy 9 vs 21	Buy 33_Day
2025/01/16	Buy_9day	Buy 9 vs 21	Buy 33_Day
2025/01/17	Sell_9day	Buy 9 vs 21	Buy 33_Day
2025/01/20	Sell_9day	Buy 9 vs 21	Buy 33_Day
2025/01/21	Buy_9day	Buy 9 vs 21	Buy 33_Day
2025/01/22	Buy_9day	Buy 9 vs 21	Buy 33_Day
2025/01/23	Buy_9day	Buy 9 vs 21	Buy 33_Day
2025/01/24	Buy_9day	Buy 9 vs 21	Buy 33_Day
2025/01/27	Buy_9day	Buy 9 vs 21	Buy 33_Day
2025/01/28	Sell_9day	Buy 9 vs 21	Buy 33_Day
2025/01/29	Sell_9day	Buy 9 vs 21	Buy 33_Day
2025/01/30	Sell_9day	Buy 9 vs 21	Buy 33_Day
2025/01/31	Sell_9day	Buy 9 vs 21	Buy 33_Day
2025/02/03	Sell_9day	Buy 9 vs 21	Buy 33_Day
2025/02/04	Sell_9day	Buy 9 vs 21	Buy 33_Day
2025/02/05	Sell_9day	Buy 9 vs 21	Buy 33_Day
2025/02/06	Buy_9day	Buy 9 vs 21	Buy 33_Day
2025/02/07	Buy_9day	Buy 9 vs 21	Buy 33_Day
2025/02/10	Buy_9day	Buy 9 vs 21	Buy 33_Day
2025/02/11	Buy_9day	Buy 9 vs 21	Buy 33_Day
2025/02/12	Buy_9day	Buy 9 vs 21	Buy 33_Day
2025/02/13	Buy_9day	Buy 9 vs 21	Buy 33_Day
2025/02/14	Buy_9day	Buy 9 vs 21	Buy 33_Day
2025/02/17	Buy_9day	Buy 9 vs 21	Buy 33_Day
2025/02/18	Buy_9day	Buy 9 vs 21	Buy 33_Day

Strategy Universe	Pairs_NYSE_Utilities	Ascendant guidance	Trade	Strategy_Open Date	2025/01/24	Caterpillar Guidance	Trade
-------------------	----------------------	--------------------	-------	--------------------	------------	----------------------	-------



(+) : Mom Days	71
(-) : Mom Days	0
Guided : Factor	66 day
324_Buy Guidance	0.0%
324_Sell Guidance	97.1%
Mom_75 (days)	15.4%
9 vs 21 day	1.82%
Price vs 9 day	0.72%

S
e
|
|

HD.NYS
Home Depot
Homebuilders
Home Improvement Retail
New York

Follow the " 3day to 5day waiting period " before entering the trade : understand the Graph, Trend and Variables

Market Cap : (B)417 212

LEN.NYS
Lennar
Homebuilders
Homebuilding
New York

Plan your enrty levels. Focus on the process not the outcome. Expect further short-term deviation from the trade signal. "Patience"

Market Cap : (B)40 399

-2.324						39.728						-17.097	
Date	Price or Relative Price	Short_Term_ Radar	Medium_ Term_Radar	Caterpillar_ %	Wise_ Owl(Rnk)	324_Factor	Factor_324	Defcon _Index	Defcon _Index_Trade	Margin of Safety	75_Day_Mom	Trade_Rating (Guidance)	Trendsum
2024/12/18	2.699	No Trade	No Trade	18.90%	0	Absolutely No	0	89	Research Defon Sell	6.46%	32.63%	C	33
2024/12/19	2.782	No Trade	No Trade	28.44%	0	Absolutely No	0	91	Research Defon Sell	9.70%	38.63%	C	33
2024/12/20	2.843	No Trade	No Trade	40.22%	0	Absolutely No	0	92	Research Defon Sell	12.08%	40.17%	C	34
2024/12/23	2.844	No Trade	No Trade	39.87%	0	Absolutely No	0	92	Research Defon Sell	11.97%	38.20%	C	36
2024/12/27	2.864	No Trade	No Trade	41.89%	0	Absolutely No	0	92	Research Defon Sell	12.58%	37.73%	C	38
2024/12/30	2.859	No Trade	No Trade	40.89%	0	Absolutely No	0	92	Research Defon Sell	12.28%	38.51%	C	39
2025/01/02	2.891	No Trade	No Trade	44.60%	0	Absolutely No	0	93	Research Defon Sell	13.39%	41.44%	C	40
2025/01/03	2.864	No Trade	No Trade	40.96%	0	Absolutely No	0	92	Research Defon Sell	12.30%	40.36%	C	41
2025/01/06	2.883	No Trade	No Trade	42.98%	0	Absolutely No	0	94	Research Defon Sell	12.91%	42.45%	C	41
2025/01/07	2.886	No Trade	No Trade	43.23%	0	Absolutely No	0	94	Research Defon Sell	12.98%	41.61%	C	42
2025/01/08	2.900	No Trade	No Trade	44.85%	0	Absolutely No	0	94	Research Defon Sell	13.47%	42.95%	C	43
2025/01/09	2.900	No Trade	No Trade	44.71%	0	Absolutely No	0	95	Research Defon Sell	13.43%	35.50%	C	44
2025/01/10	3.009	No Trade	No Trade	58.87%	30	Absolutely No	0	97	Research Defon Sell	17.68%	42.65%	C	45
2025/01/13	2.958	No Trade	No Trade	51.71%	0	Absolutely No	0	95	Research Defon Sell	15.53%	36.00%	C	46
2025/01/14	2.906	No Trade	No Trade	44.79%	50	Research	85	93	Research Defon Sell	13.45%	33.13%	B	46
2025/01/15	2.931	No Trade	No Trade	47.89%	50	Research	85	94	Research Defon Sell	14.38%	35.23%	B	45
2025/01/16	2.909	Sell_Panda_ST	No Trade	45.00%	50	Research	85	93	Research Defon Sell	13.51%	36.20%	B	41
2025/01/17	2.892	Sell_Panda_ST	No Trade	42.63%	50	Research	85	93	Research Defon Sell	12.80%	33.82%	B	38
2025/01/20	2.892	Sell_Panda_ST	No Trade	42.21%	50	Research	85	93	Research Defon Sell	12.67%	33.14%	B	33
2025/01/21	3.143	No Trade	No Trade	74.54%	50	Research	85	99	Research Defon Sell	22.39%	42.99%	B	30
2025/01/22	3.013	No Trade	No Trade	57.51%	50	Research	85	95	Research Defon Sell	17.27%	36.80%	B	27
2025/01/23	3.081	No Trade	No Trade	66.20%	50	Research	85	97	Research Defon Sell	19.88%	37.49%	B	24
2025/01/24	3.132	No Trade	No Trade	72.64%	50	Research	85	99	Research Defon Sell	21.81%	39.65%	B	21
2025/01/27	3.083	No Trade	No Trade	65.86%	50	Research	85	97	Research Defon Sell	19.78%	34.88%	B	19
2025/01/28	3.079	No Trade	No Trade	65.21%	50	Research	85	97	Research Defon Sell	19.58%	33.53%	B	17
2025/01/29	3.127	No Trade	No Trade	71.21%	50	Research	85	98	Research Defon Sell	21.38%	35.90%	B	15
2025/01/30	3.064	No Trade	No Trade	63.04%	50	Research	85	96	Research Defon Sell	18.93%	32.57%	B	13
2025/01/31	3.139	No Trade	No Trade	77.41%	50	Research	85	99	Research Defon Sell	21.78%	37.23%	B	12
2025/02/03	3.239	No Trade	No Trade	90.71%	50	Research	85	100	Research Defon Sell	25.52%	44.23%	A	12
2025/02/04	3.207	No Trade	No Trade	86.17%	50	Research	85	99	Research Defon Sell	24.25%	44.36%	A	11
2025/02/05	3.246	No Trade	No Trade	97.60%	50	Research	85	100	Research Defon Sell	25.69%	44.88%	A	10
2025/02/06	3.255	No Trade	No Trade	98.71%	50	Research	85	100	Research Defon Sell	25.98%	48.17%	A	12
2025/02/07	3.341	No Trade	No Trade	100.00%	50	Research	85	100	Research Defon Sell	29.26%	48.48%	A	14
2025/02/10	3.374	No Trade	No Trade	100.00%	50	Research	85	100	Research Defon Sell	30.41%	45.74%	A	17
2025/02/11	3.333	No Trade	No Trade	94.60%	50	Research	85	99	Research Defon Sell	28.77%	43.92%	B	20
2025/02/12	3.348	No Trade	No Trade	96.37%	50	Research	85	99	Research Defon Sell	29.31%	46.24%	A	22
2025/02/13	3.333	No Trade	No Trade	94.25%	50	Research	85	99	Research Defon Sell	28.66%	44.77%	B	22
2025/02/14	3.307	No Trade	No Trade	90.78%	50	Research	85	98	Research Defon Sell	27.61%	42.88%	B	20
2025/02/17	3.307	Sell_Panda_ST	No Trade	90.31%	50	Research	85	98	Research Defon Sell	27.47%	42.37%	B	17
2025/02/18	3.292	Sell_Panda_ST	No Trade	88.33%	50	Research	85	98	Research Defon Sell	26.87%	43.85%	B	14



Date	9 day	9 vs 21 day	33 day
2024/12/30	Buy_9day	Buy 9 vs 21	Buy 33_Day
2025/01/02	Buy_9day	Buy 9 vs 21	Buy 33_Day
2025/01/03	Buy_9day	Buy 9 vs 21	Buy 33_Day
2025/01/06	Buy_9day	Buy 9 vs 21	Buy 33_Day
2025/01/07	Buy_9day	Buy 9 vs 21	Buy 33_Day
2025/01/08	Buy_9day	Buy 9 vs 21	Buy 33_Day
2025/01/09	Buy_9day	Buy 9 vs 21	Buy 33_Day
2025/01/10	Buy_9day	Buy 9 vs 21	Buy 33_Day
2025/01/13	Buy_9day	Buy 9 vs 21	Buy 33_Day
2025/01/14	Sell_9day	Buy 9 vs 21	Buy 33_Day
2025/01/15	Buy_9day	Buy 9 vs 21	Buy 33_Day
2025/01/16	Sell_9day	Buy 9 vs 21	Buy 33_Day
2025/01/17	Sell_9day	Buy 9 vs 21	Buy 33_Day
2025/01/20	Sell_9day	Buy 9 vs 21	Buy 33_Day
2025/01/21	Buy_9day	Buy 9 vs 21	Buy 33_Day
2025/01/22	Buy_9day	Buy 9 vs 21	Buy 33_Day
2025/01/23	Buy_9day	Buy 9 vs 21	Buy 33_Day
2025/01/24	Buy_9day	Buy 9 vs 21	Buy 33_Day
2025/01/27	Buy_9day	Buy 9 vs 21	Buy 33_Day
2025/01/28	Buy_9day	Buy 9 vs 21	Buy 33_Day
2025/01/29	Buy_9day	Buy 9 vs 21	Buy 33_Day
2025/01/30	Sell_9day	Buy 9 vs 21	Buy 33_Day
2025/01/31	Buy_9day	Buy 9 vs 21	Buy 33_Day
2025/02/03	Buy_9day	Buy 9 vs 21	Buy 33_Day
2025/02/04	Buy_9day	Buy 9 vs 21	Buy 33_Day
2025/02/05	Buy_9day	Buy 9 vs 21	Buy 33_Day
2025/02/06	Buy_9day	Buy 9 vs 21	Buy 33_Day
2025/02/07	Buy_9day	Buy 9 vs 21	Buy 33_Day
2025/02/10	Buy_9day	Buy 9 vs 21	Buy 33_Day
2025/02/11	Buy_9day	Buy 9 vs 21	Buy 33_Day
2025/02/12	Buy_9day	Buy 9 vs 21	Buy 33_Day
2025/02/13	Buy_9day	Buy 9 vs 21	Buy 33_Day
2025/02/14	Buy_9day	Buy 9 vs 21	Buy 33_Day
2025/02/17	Sell_9day	Buy 9 vs 21	Buy 33_Day
2025/02/18	Sell_9day	Buy 9 vs 21	Buy 33_Day

Strategy Universe	Pairs_NYSE_Homebuilders	Ascendant guidance	Trade	Strategy_Open Date	2025/01/24	Caterpillar Guidance	Trade	
							(+) : Mom Days	94
							(-) : Mom Days	0
							Guided : Factor	66 day
							324_Buy Guidance	0.0%
							324_Sell Guidance	97.6%
							Mom_75 (days)	43.8%
							9 vs 21 day	3.41%
							Price vs 9 day	-0.86%

S
e
l
l

AME.NYS

Ametek

Industrial

Electrical Equipment

New York

Market Cap : (B)

45 656

XYL.NYS

Xylem Inc.

Industrial

Machinery

New York

Market Cap : (B)

30 822

Follow the " 3day to 5day waiting period " before entering the trade : understand the Graph, Trend and Variables

Plan your enrty levels. Focus on the process not the outcome. Expect further short-term deviation from the trade signal. "Patience"

0.236										0.186		0.788	
Date	Price or Relative Price	Short_Term_ Radar	Medium_ Term_Radar	Caterpillar_ %	Wise_ Owl(Rnk)	324_Factor	Factor_324	Defcon _Index	Defcon _Index_Trade	Margin of Safety	75_Day_Mom	Trade_Rating (Guidance)	Trendsum
2024/12/18	1.546	No Trade	No Trade	56.15%	30	Research	85	94	Research Defon Sell	12.25%	19.85%	C	-15
2024/12/19	1.564	No Trade	No Trade	62.18%	50	Research	85	96	Research Defon Sell	13.56%	21.11%	B	-13
2024/12/20	1.565	No Trade	No Trade	62.57%	50	Research	85	96	Research Defon Sell	13.65%	23.20%	B	-12
2024/12/23	1.549	No Trade	No Trade	57.27%	30	Research	85	95	Research Defon Sell	12.49%	21.95%	C	-11
2024/12/27	1.552	No Trade	No Trade	58.26%	30	Research	85	95	Research Defon Sell	12.71%	21.99%	C	-10
2024/12/30	1.554	No Trade	No Trade	58.92%	30	Research	85	95	Research Defon Sell	12.85%	22.02%	C	-10
2025/01/02	1.538	No Trade	No Trade	53.47%	30	Research	85	94	Research Defon Sell	11.66%	20.12%	C	-13
2025/01/03	1.532	No Trade	No Trade	51.61%	30	Research	85	94	Research Defon Sell	11.26%	20.87%	C	-16
2025/01/06	1.536	No Trade	No Trade	54.26%	30	Research	85	94	Research Defon Sell	11.49%	21.29%	C	-18
2025/01/07	1.543	No Trade	No Trade	58.14%	30	Research	85	94	Research Defon Sell	12.05%	21.02%	C	-18
2025/01/08	1.540	No Trade	No Trade	56.81%	30	Research	85	94	Research Defon Sell	11.77%	21.82%	C	-16
2025/01/09	1.540	No Trade	No Trade	56.81%	30	Research	85	94	Research Defon Sell	11.77%	21.30%	C	-17
2025/01/10	1.545	No Trade	No Trade	58.68%	30	Research	85	94	Research Defon Sell	12.16%	21.46%	C	-16
2025/01/13	1.526	No Trade	No Trade	52.16%	30	Research	85	93	Research Defon Sell	10.81%	19.07%	C	-18
2025/01/14	1.552	No Trade	No Trade	61.22%	30	Research	85	95	Research Defon Sell	12.69%	21.10%	C	-17
2025/01/15	1.551	No Trade	No Trade	60.83%	30	Research	85	95	Research Defon Sell	12.61%	20.98%	C	-16
2025/01/16	1.520	No Trade	No Trade	50.12%	30	Research	85	93	Research Defon Sell	10.39%	18.86%	C	-16
2025/01/17	1.510	No Trade	No Trade	46.57%	0	Research	85	0	Absolutely no Trade	9.65%	18.77%	C	-15
2025/01/20	1.510	No Trade	No Trade	47.54%	0	Research	85	0	Absolutely no Trade	9.65%	20.03%	C	-16
2025/01/21	1.515	No Trade	No Trade	49.18%	30	Research	85	93	Research Defon Sell	9.98%	21.03%	C	-19
2025/01/22	1.551	No Trade	No Trade	62.18%	30	Research	85	95	Research Defon Sell	12.62%	22.07%	C	-20
2025/01/23	1.566	No Trade	No Trade	69.27%	50	Research	85	96	Research Defon Sell	13.71%	22.89%	B	-19
2025/01/24	1.546	No Trade	No Trade	64.56%	30	Research	85	94	Research Defon Sell	12.26%	24.44%	C	-17
2025/01/27	1.514	No Trade	No Trade	58.24%	30	Research	85	92	Research Defon Sell	9.90%	21.70%	C	-15
2025/01/28	1.507	No Trade	No Trade	59.63%	0	Research	85	0	Absolutely no Trade	9.42%	21.68%	C	-16
2025/01/29	1.505	No Trade	No Trade	59.27%	0	Research	85	0	Absolutely no Trade	9.28%	19.58%	C	-18
2025/01/30	1.527	No Trade	No Trade	69.41%	50	Research	85	93	Research Defon Sell	10.87%	22.67%	B	-20
2025/01/31	1.488	No Trade	No Trade	51.19%	0	Research	85	0	Absolutely no Trade	8.02%	19.02%	C	-21
2025/02/03	1.499	No Trade	No Trade	56.53%	0	Research	85	0	Absolutely no Trade	8.85%	21.00%	C	-22
2025/02/04	1.397	No Trade	No Trade	8.88%	0	Absolutely No	0	0	Absolutely no Trade	1.39%	13.12%	C	-25
2025/02/05	1.388	No Trade	No Trade	5.07%	0	Absolutely No	0	0	Absolutely no Trade	0.79%	10.60%	C	-29
2025/02/06	1.392	No Trade	No Trade	6.60%	0	Absolutely No	0	0	Absolutely no Trade	1.03%	10.35%	C	-32
2025/02/07	1.408	No Trade	No Trade	13.92%	0	Absolutely No	0	0	Absolutely no Trade	2.18%	10.13%	C	-33
2025/02/10	1.417	No Trade	No Trade	18.22%	0	Absolutely No	0	0	Absolutely no Trade	2.85%	10.54%	C	-31
2025/02/11	1.404	No Trade	No Trade	12.06%	0	Absolutely No	0	0	Absolutely no Trade	1.89%	10.92%	C	-29
2025/02/12	1.428	No Trade	No Trade	23.37%	0	Absolutely No	0	0	Absolutely no Trade	3.66%	11.99%	C	-25
2025/02/13	1.407	No Trade	No Trade	13.63%	0	Absolutely No	0	0	Absolutely no Trade	2.13%	9.90%	C	-24
2025/02/14	1.419	No Trade	No Trade	19.05%	0	Absolutely No	0	0	Absolutely no Trade	2.98%	10.41%	C	-21
2025/02/17	1.419	No Trade	No Trade	19.05%	0	Absolutely No	0	0	Absolutely no Trade	2.98%	10.01%	C	-18
2025/02/18	1.413	No Trade	No Trade	16.37%	0	Absolutely No	0	0	Absolutely no Trade	2.56%	8.92%	C	-17



Date	9 day	9 vs 21 day	33 day
2024/12/30	Sell_9day	Buy 9 vs 21	Buy 33_Day
2025/01/02	Sell_9day	Buy 9 vs 21	Sell 33_Day
2025/01/03	Sell_9day	Buy 9 vs 21	Sell 33_Day
2025/01/06	Sell_9day	Buy 9 vs 21	Sell 33_Day
2025/01/07	Sell_9day	Buy 9 vs 21	Sell 33_Day
2025/01/08	Sell_9day	Buy 9 vs 21	Sell 33_Day
2025/01/09	Sell_9day	Buy 9 vs 21	Sell 33_Day
2025/01/10	Buy_9day	Buy 9 vs 21	Buy 33_Day
2025/01/13	Sell_9day	Buy 9 vs 21	Sell 33_Day
2025/01/14	Buy_9day	Sell 9 vs 21	Buy 33_Day
2025/01/15	Buy_9day	Sell 9 vs 21	Buy 33_Day
2025/01/16	Sell_9day	Sell 9 vs 21	Sell 33_Day
2025/01/17	Sell_9day	Sell 9 vs 21	Sell 33_Day
2025/01/20	Sell_9day	Sell 9 vs 21	Sell 33_Day
2025/01/21	Sell_9day	Sell 9 vs 21	Sell 33_Day
2025/01/22	Buy_9day	Sell 9 vs 21	Buy 33_Day
2025/01/23	Buy_9day	Sell 9 vs 21	Buy 33_Day
2025/01/24	Buy_9day	Sell 9 vs 21	Buy 33_Day
2025/01/27	Sell_9day	Sell 9 vs 21	Sell 33_Day
2025/01/28	Sell_9day	Sell 9 vs 21	Sell 33_Day
2025/01/29	Sell_9day	Sell 9 vs 21	Sell 33_Day
2025/01/30	Buy_9day	Sell 9 vs 21	Sell 33_Day
2025/01/31	Sell_9day	Sell 9 vs 21	Sell 33_Day
2025/02/03	Sell_9day	Sell 9 vs 21	Sell 33_Day
2025/02/04	Sell_9day	Sell 9 vs 21	Sell 33_Day
2025/02/05	Sell_9day	Sell 9 vs 21	Sell 33_Day
2025/02/06	Sell_9day	Sell 9 vs 21	Sell 33_Day
2025/02/07	Sell_9day	Sell 9 vs 21	Sell 33_Day
2025/02/10	Sell_9day	Sell 9 vs 21	Sell 33_Day
2025/02/11	Sell_9day	Sell 9 vs 21	Sell 33_Day
2025/02/12	Buy_9day	Sell 9 vs 21	Sell 33_Day
2025/02/13	Sell_9day	Sell 9 vs 21	Sell 33_Day
2025/02/14	Buy_9day	Sell 9 vs 21	Sell 33_Day
2025/02/17	Buy_9day	Sell 9 vs 21	Sell 33_Day
2025/02/18	Buy_9day	Sell 9 vs 21	Sell 33_Day

Strategy Universe

Pairs_NYSE_Industrial

Ascendant guidance

Trade

Strategy_Open Date

2025/01/24

Caterpillar Guidance

Trade

AME.NYS

21 per. Mov. Avg. (AME.NYS)

Linear (AME.NYS)

XYL.NYS

21 per. Mov. Avg. (XYL.NYS)

Linear (XYL.NYS)

(+) : Mom Days

0

(-) : Mom Days

0

Guided : Factor

9 vs 21 day

324_Buy Guidance

0.0%

324_Sell Guidance

84.3%

Mom_75 (days)

8.9%

9 vs 21 day

-3.47%

Price vs 9 day

0.09%



Date	9 day	9 vs 21 day	33 day
2024/12/30	Buy_9day	Buy 9 vs 21	Buy 33_Day
2025/01/02	Sell_9day	Buy 9 vs 21	Buy 33_Day
2025/01/03	Sell_9day	Buy 9 vs 21	Buy 33_Day
2025/01/06	Buy_9day	Buy 9 vs 21	Buy 33_Day
2025/01/07	Sell_9day	Buy 9 vs 21	Buy 33_Day
2025/01/08	Sell_9day	Buy 9 vs 21	Buy 33_Day
2025/01/09	Sell_9day	Buy 9 vs 21	Buy 33_Day
2025/01/10	Sell_9day	Buy 9 vs 21	Buy 33_Day
2025/01/13	Sell_9day	Sell 9 vs 21	Sell 33_Day
2025/01/14	Sell_9day	Sell 9 vs 21	Sell 33_Day
2025/01/15	Buy_9day	Sell 9 vs 21	Buy 33_Day
2025/01/16	Sell_9day	Sell 9 vs 21	Sell 33_Day
2025/01/17	Buy_9day	Sell 9 vs 21	Buy 33_Day
2025/01/20	Buy_9day	Sell 9 vs 21	Buy 33_Day
2025/01/21	Sell_9day	Sell 9 vs 21	Sell 33_Day
2025/01/22	Sell_9day	Sell 9 vs 21	Sell 33_Day
2025/01/23	Sell_9day	Sell 9 vs 21	Sell 33_Day
2025/01/24	Sell_9day	Sell 9 vs 21	Sell 33_Day
2025/01/27	Sell_9day	Sell 9 vs 21	Sell 33_Day
2025/01/28	Buy_9day	Sell 9 vs 21	Sell 33_Day
2025/01/29	Buy_9day	Sell 9 vs 21	Sell 33_Day
2025/01/30	Buy_9day	Sell 9 vs 21	Sell 33_Day
2025/01/31	Buy_9day	Sell 9 vs 21	Sell 33_Day
2025/02/03	Sell_9day	Sell 9 vs 21	Sell 33_Day
2025/02/04	Sell_9day	Sell 9 vs 21	Sell 33_Day
2025/02/05	Sell_9day	Sell 9 vs 21	Sell 33_Day
2025/02/06	Sell_9day	Sell 9 vs 21	Sell 33_Day
2025/02/07	Sell_9day	Sell 9 vs 21	Sell 33_Day
2025/02/10	Sell_9day	Sell 9 vs 21	Sell 33_Day
2025/02/11	Sell_9day	Sell 9 vs 21	Sell 33_Day
2025/02/12	Sell_9day	Sell 9 vs 21	Sell 33_Day
2025/02/13	Sell_9day	Sell 9 vs 21	Sell 33_Day
2025/02/14	Sell_9day	Sell 9 vs 21	Sell 33_Day
2025/02/17	Sell_9day	Sell 9 vs 21	Sell 33_Day
2025/02/18	Sell_9day	Sell 9 vs 21	Sell 33_Day

Strategy Universe	Pairs_NYSE_Capital Markets	Ascendant guidance	Trade	Strategy_Open Date	2025/01/24	Caterpillar Guidance	Trade	
							(+) : Mom Days	0
							(-) : Mom Days	9
							Guided : Factor	9 vs 21 day
							324_Buy Guidance	91.1%
							324_Sell Guidance	0.0%
							Mom_75 (days)	-0.2%
							9 vs 21 day	-5.84%
							Price vs 9 day	-0.24%

BLK.NYS 21 per. Mov. Avg. (BLK.NYS) Linear (BLK.NYS)

ICE.NYS 21 per. Mov. Avg. (ICE.NYS) Linear (ICE.NYS)

S
e
|
|

FAST.NAS

Fastenal

Industrial

Trading Companies & Distributors

New York

Market Cap : (B)

47 595

Follow the " 3day to 5day waiting period " before entering the trade : understand the Graph, Trend and Variables

NDSN.NAS

Nordson Corporation

Industrial

Machinery

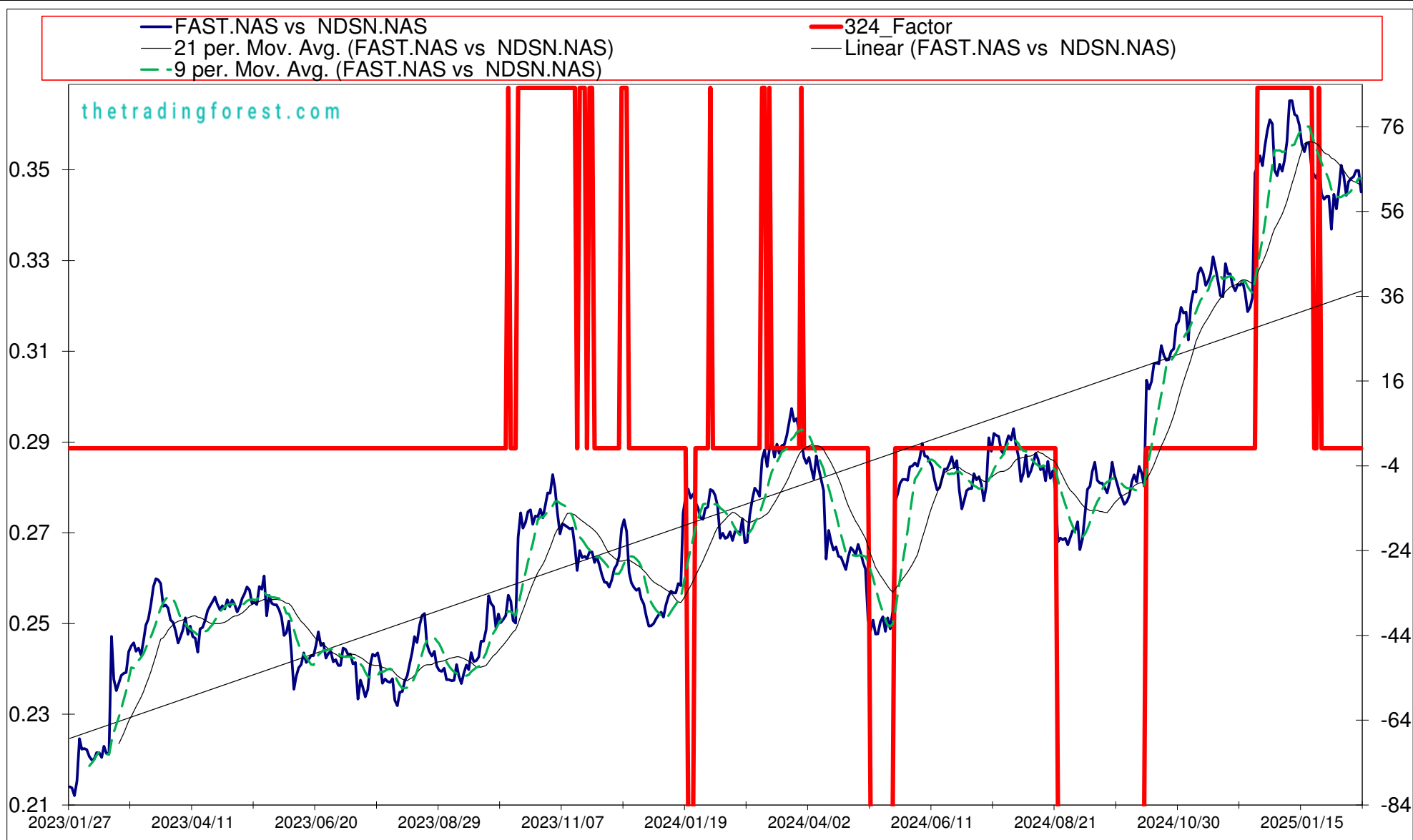
New York

Market Cap : (B)

14 940

Plan your enrty levels. Focus on the process not the outcome. Expect further short-term deviation from the trade signal. "Patience"

-2.277															57.498															-25.257														
Date	Price or Relative Price	Short_Term_ Radar	Medium_ Term_Radar	Caterpillar_ %	Wise_ Owl(Rnk)	324_Factor	Factor_324	Defcon _Index	Defcon _Index_Trade	Margin of Safety	75_Day_Mom	Trade_Rating (Guidance)	Trendsum																															
2024/12/18	0.351	No Trade	No Trade	66.93%	50	Research	85	100	Research Defon Sell	10.09%	32.73%	A	-2																															
2024/12/19	0.354	No Trade	No Trade	73.78%	50	Research	85	100	Research Defon Sell	11.13%	31.35%	A	1																															
2024/12/20	0.357	No Trade	No Trade	78.40%	50	Research	85	100	Research Defon Sell	11.82%	29.60%	A	5																															
2024/12/23	0.356	No Trade	No Trade	75.23%	50	Research	85	100	Research Defon Sell	11.35%	28.95%	A	9																															
2024/12/27	0.346	No Trade	No Trade	52.33%	50	Research	85	97	Research Defon Sell	7.89%	23.80%	B	10																															
2024/12/30	0.344	No Trade	No Trade	48.60%	50	Research	85	97	Research Defon Sell	7.33%	22.45%	B	7																															
2025/01/02	0.347	No Trade	No Trade	52.59%	50	Research	85	97	Research Defon Sell	7.93%	25.12%	B	2																															
2025/01/03	0.345	No Trade	No Trade	49.01%	50	Research	85	97	Research Defon Sell	7.39%	24.86%	B	-1																															
2025/01/06	0.348	No Trade	No Trade	52.63%	50	Research	85	97	Research Defon Sell	7.94%	25.71%	B	-1																															
2025/01/07	0.352	No Trade	No Trade	60.95%	50	Research	85	99	Research Defon Sell	9.19%	27.68%	B	-1																															
2025/01/08	0.361	No Trade	No Trade	78.90%	50	Research	85	100	Research Defon Sell	11.90%	31.48%	A	3																															
2025/01/09	0.361	No Trade	No Trade	78.47%	50	Research	85	100	Research Defon Sell	11.83%	30.38%	A	6																															
2025/01/10	0.358	No Trade	No Trade	71.90%	50	Research	85	99	Research Defon Sell	10.84%	27.26%	A	8																															
2025/01/13	0.358	No Trade	No Trade	69.95%	50	Research	85	99	Research Defon Sell	10.55%	28.44%	A	10																															
2025/01/14	0.356	No Trade	No Trade	65.28%	50	Research	85	99	Research Defon Sell	9.85%	28.51%	B	9																															
2025/01/15	0.351	No Trade	No Trade	55.99%	50	Research	85	97	Research Defon Sell	8.44%	27.91%	B	8																															
2025/01/16	0.350	No Trade	No Trade	52.50%	50	Research	85	97	Research Defon Sell	7.92%	27.93%	B	7																															
2025/01/17	0.352	No Trade	No Trade	56.01%	50	Research	85	97	Research Defon Sell	8.45%	29.29%	B	3																															
2025/01/20	0.352	No Trade	No Trade	54.77%	50	Research	85	97	Research Defon Sell	8.26%	29.00%	B	-1																															
2025/01/21	0.346	No Trade	No Trade	42.08%	50	Research	85	96	Research Defon Sell	6.35%	26.16%	B	-5																															
2025/01/22	0.345	No Trade	No Trade	39.59%	0	Absolutely No	0	95	Research Defon Sell	5.97%	24.41%	C	-8																															
2025/01/23	0.344	No Trade	No Trade	37.63%	0	Absolutely No	0	95	Research Defon Sell	5.68%	23.45%	C	-10																															
2025/01/24	0.346	No Trade	No Trade	42.45%	50	Research	85	96	Research Defon Sell	6.40%	25.08%	B	-12																															
2025/01/27	0.340	No Trade	No Trade	29.10%	0	Absolutely No	0	0	Absolutely no Trade	4.39%	21.42%	C	-13																															
2025/01/28	0.339	No Trade	No Trade	26.27%	0	Absolutely No	0	0	Absolutely no Trade	3.96%	21.62%	C	-15																															
2025/01/29	0.340	No Trade	No Trade	27.25%	0	Absolutely No	0	0	Absolutely no Trade	4.11%	23.15%	C	-19																															
2025/01/30	0.340	No Trade	No Trade	26.83%	0	Absolutely No	0	0	Absolutely no Trade	4.05%	13.53%	C	-23																															
2025/01/31	0.333	No Trade	No Trade	11.69%	0	Absolutely No	0	0	Absolutely no Trade	1.76%	11.83%	C	-27																															
2025/02/03	0.340	No Trade	No Trade	26.16%	0	Absolutely No	0	0	Absolutely no Trade	3.94%	13.79%	C	-30																															
2025/02/04	0.337	No Trade	No Trade	19.27%	0	Absolutely No	0	0	Absolutely no Trade	2.91%	11.24%	C	-32																															
2025/02/05	0.341	No Trade	No Trade	27.17%	0	Absolutely No	0	0	Absolutely no Trade	4.10%	12.56%	C	-32																															
2025/02/06	0.347	No Trade	No Trade	38.01%	0	Absolutely No	0	96	Research Defon Sell	5.73%	14.46%	C	-29																															
2025/02/07	0.344	No Trade	No Trade	32.95%	0	Absolutely No	0	95	Research Defon Sell	4.97%	12.20%	C	-24																															
2025/02/10	0.340	No Trade	No Trade	22.93%	0	Absolutely No	0	0	Absolutely no Trade	3.46%	11.56%	C	-19																															
2025/02/11	0.343	No Trade	No Trade	28.66%	0	Absolutely No	0	95	Research Defon Sell	4.32%	12.94%	C	-15																															
2025/02/12	0.344	No Trade	No Trade	32.49%	0	Absolutely No	0	95	Research Defon Sell	4.48%	13.15%	C	-15																															
2025/02/13	0.344	No Trade	No Trade	38.24%	0	Absolutely No	0	95	Research Defon Sell	4.55%	12.59%	C	-14																															
2025/02/14	0.346	No Trade	No Trade	41.12%	0	Absolutely No	0	96	Research Defon Sell	4.89%	12.84%	C	-13																															
2025/02/17	0.346	No Trade	No Trade	39.63%	0	Absolutely No	0	96	Research Defon Sell	4.72%	10.92%	C	-12																															
2025/02/18	0.341	No Trade	No Trade	27.06%	0	Absolutely No	0	0	Absolutely no Trade	3.22%	9.14%	C	-13																															



Date	9 day	9 vs 21 day	33 day
2024/12/30	Sell_9day	Buy 9 vs 21	Buy 33_Day
2025/01/02	Sell_9day	Buy 9 vs 21	Buy 33_Day
2025/01/03	Sell_9day	Buy 9 vs 21	Buy 33_Day
2025/01/06	Sell_9day	Buy 9 vs 21	Buy 33_Day
2025/01/07	Buy_9day	Buy 9 vs 21	Buy 33_Day
2025/01/08	Buy_9day	Buy 9 vs 21	Buy 33_Day
2025/01/09	Buy_9day	Buy 9 vs 21	Buy 33_Day
2025/01/10	Buy_9day	Buy 9 vs 21	Buy 33_Day
2025/01/13	Buy_9day	Buy 9 vs 21	Buy 33_Day
2025/01/14	Buy_9day	Buy 9 vs 21	Buy 33_Day
2025/01/15	Sell_9day	Buy 9 vs 21	Buy 33_Day
2025/01/16	Sell_9day	Buy 9 vs 21	Buy 33_Day
2025/01/17	Sell_9day	Buy 9 vs 21	Buy 33_Day
2025/01/20	Sell_9day	Buy 9 vs 21	Buy 33_Day
2025/01/21	Sell_9day	Buy 9 vs 21	Buy 33_Day
2025/01/22	Sell_9day	Sell 9 vs 21	Buy 33_Day
2025/01/23	Sell_9day	Sell 9 vs 21	Sell 33_Day
2025/01/24	Sell_9day	Sell 9 vs 21	Buy 33_Day
2025/01/27	Sell_9day	Sell 9 vs 21	Sell 33_Day
2025/01/28	Sell_9day	Sell 9 vs 21	Sell 33_Day
2025/01/29	Sell_9day	Sell 9 vs 21	Sell 33_Day
2025/01/30	Sell_9day	Sell 9 vs 21	Sell 33_Day
2025/01/31	Sell_9day	Sell 9 vs 21	Sell 33_Day
2025/02/03	Sell_9day	Sell 9 vs 21	Sell 33_Day
2025/02/04	Sell_9day	Sell 9 vs 21	Sell 33_Day
2025/02/05	Buy_9day	Sell 9 vs 21	Sell 33_Day
2025/02/06	Buy_9day	Sell 9 vs 21	Sell 33_Day
2025/02/07	Buy_9day	Sell 9 vs 21	Sell 33_Day
2025/02/10	Sell_9day	Sell 9 vs 21	Sell 33_Day
2025/02/11	Buy_9day	Sell 9 vs 21	Sell 33_Day
2025/02/12	Buy_9day	Sell 9 vs 21	Sell 33_Day
2025/02/13	Buy_9day	Sell 9 vs 21	Sell 33_Day
2025/02/14	Buy_9day	Sell 9 vs 21	Sell 33_Day
2025/02/17	Buy_9day	Buy 9 vs 21	Sell 33_Day
2025/02/18	Sell_9day	Buy 9 vs 21	Sell 33_Day

Strategy Universe

Pairs_NYSE_Industrial

Ascendant guidance

Research

Strategy_Open Date

2025/01/24

Caterpillar Guidance

FAST.NAS

21 per. Mov. Avg. (FAST.NAS)

Linear (FAST.NAS)

NDSN.NAS

21 per. Mov. Avg. (NDSN.NAS)

Linear (NDSN.NAS)

(+) : Mom Days

88

(-) : Mom Days

0

Guided : Factor

66 day

324_Buy Guidance

0.0%

324_Sell Guidance

94.4%

Mom_75 (days)

9.1%

9 vs 21 day

0.48%

Price vs 9 day

-0.87%

S
e
l
l

PG.NYS

Procter & Gamble

Consumer Staples

Household Products

New York

Market Cap : (B)

415 147

CL.NYS

Colgate-Palmolive

Consumer Staples

Household Products

New York

Market Cap : (B)

77 551



Follow the " 3day to 5day waiting period " before entering the trade : understand the Graph, Trend and Variables

Plan your enrty levels. Focus on the process not the outcome. Expect further short-term deviation from the trade signal. "Patience"

-1.868															-12.368															6.620														
Date	Price or Relative Price	Short_Term_ Radar	Medium_ Term_Radar	Caterpillar_ %	Wise_ Owl(Rnk)	324_Factor	Factor_324	Defcon _Index	Defcon _Index_Trade	Margin of Safety	75_Day_Mom	Trade_Rating (Guidance)	Trendsum																															
2024/12/18	1.823	No Trade	No Trade	27.90%	0	Absolutely No	0	91	Research Defon Sell	3.68%	12.75%	C	-22																															
2024/12/19	1.821	No Trade	No Trade	27.96%	0	Absolutely No	0	91	Research Defon Sell	3.58%	11.85%	C	-24																															
2024/12/20	1.826	No Trade	No Trade	30.43%	0	Absolutely No	0	91	Research Defon Sell	3.89%	11.10%	C	-27																															
2024/12/23	1.829	No Trade	No Trade	32.05%	0	Absolutely No	0	92	Research Defon Sell	4.10%	9.92%	C	-29																															
2024/12/27	1.847	No Trade	No Trade	41.07%	0	Absolutely No	0	93	Research Defon Sell	5.14%	12.68%	C	-27																															
2024/12/30	1.840	No Trade	No Trade	38.60%	0	Absolutely No	0	92	Research Defon Sell	4.84%	12.82%	C	-23																															
2025/01/02	1.833	No Trade	No Trade	35.56%	0	Absolutely No	0	92	Research Defon Sell	4.46%	11.33%	C	-19																															
2025/01/03	1.832	No Trade	No Trade	35.73%	0	Absolutely No	0	92	Research Defon Sell	4.39%	8.96%	C	-16																															
2025/01/06	1.835	No Trade	No Trade	37.38%	0	Absolutely No	0	92	Research Defon Sell	4.60%	9.07%	C	-17																															
2025/01/07	1.846	No Trade	No Trade	42.66%	0	Absolutely No	0	93	Research Defon Sell	5.25%	9.50%	C	-16																															
2025/01/08	1.853	No Trade	No Trade	46.33%	0	Absolutely No	0	93	Research Defon Sell	5.70%	10.22%	C	-12																															
2025/01/09	1.853	No Trade	No Trade	46.44%	0	Absolutely No	0	93	Research Defon Sell	5.71%	9.64%	C	-8																															
2025/01/10	1.836	No Trade	No Trade	38.49%	0	Absolutely No	0	92	Research Defon Sell	4.73%	9.16%	C	-5																															
2025/01/13	1.824	No Trade	No Trade	33.06%	0	Absolutely No	0	92	Research Defon Sell	4.07%	9.26%	C	-6																															
2025/01/14	1.822	No Trade	No Trade	32.43%	0	Absolutely No	0	92	Research Defon Sell	3.99%	9.74%	C	-9																															
2025/01/15	1.817	No Trade	No Trade	30.24%	0	Absolutely No	0	91	Research Defon Sell	3.72%	8.12%	C	-10																															
2025/01/16	1.812	No Trade	No Trade	28.13%	0	Absolutely No	0	91	Research Defon Sell	3.46%	8.25%	C	-12																															
2025/01/17	1.817	No Trade	No Trade	30.31%	0	Absolutely No	0	91	Research Defon Sell	3.73%	8.89%	C	-12																															
2025/01/20	1.817	No Trade	No Trade	30.63%	0	Absolutely No	0	91	Research Defon Sell	3.77%	7.44%	C	-13																															
2025/01/21	1.833	No Trade	No Trade	39.42%	0	Absolutely No	0	92	Research Defon Sell	4.70%	8.81%	C	-14																															
2025/01/22	1.882	No Trade	No Trade	67.31%	50	Research	85	94	Research Defon Sell	7.50%	10.58%	C	-13																															
2025/01/23	1.890	No Trade	No Trade	71.71%	30	Research	85	94	Research Defon Sell	7.99%	10.84%	C	-10																															
2025/01/24	1.868	No Trade	No Trade	60.32%	30	Research	85	93	Research Defon Sell	6.72%	10.15%	C	-6																															
2025/01/27	1.860	No Trade	No Trade	56.87%	30	Research	85	93	Research Defon Sell	6.34%	11.26%	C	-2																															
2025/01/28	1.849	No Trade	No Trade	51.51%	0	Absolutely No	0	92	Research Defon Sell	5.74%	10.35%	C	1																															
2025/01/29	1.856	No Trade	No Trade	54.94%	30	Research	85	93	Research Defon Sell	6.12%	9.01%	C	1																															
2025/01/30	1.842	No Trade	No Trade	47.89%	0	Absolutely No	0	92	Research Defon Sell	5.34%	7.76%	C	0																															
2025/01/31	1.915	No Trade	No Trade	85.29%	50	Research	85	95	Research Defon Sell	9.50%	11.79%	C	3																															
2025/02/03	1.939	No Trade	No Trade	98.57%	50	Research	85	96	Research Defon Sell	10.95%	13.45%	C	3																															
2025/02/04	1.944	No Trade	No Trade	100.00%	50	Research	85	96	Research Defon Sell	11.23%	14.10%	C	4																															
2025/02/05	1.951	No Trade	No Trade	100.00%	50	Research	85	96	Research Defon Sell	11.67%	13.86%	C	5																															
2025/02/06	1.971	No Trade	No Trade	100.00%	50	Research	85	96	Research Defon Sell	12.82%	15.61%	B	7																															
2025/02/07	1.936	No Trade	No Trade	84.48%	50	Research	85	95	Research Defon Sell	10.83%	13.46%	C	9																															
2025/02/10	1.949	No Trade	No Trade	90.57%	50	Research	85	95	Research Defon Sell	11.61%	14.47%	C	12																															
2025/02/11	1.939	No Trade	No Trade	86.34%	50	Research	85	95	Research Defon Sell	11.07%	13.19%	C	15																															
2025/02/12	1.955	No Trade	No Trade	93.62%	50	Research	85	96	Research Defon Sell	12.01%	14.97%	C	15																															
2025/02/13	1.949	No Trade	No Trade	90.91%	50	Research	85	95	Research Defon Sell	11.66%	10.77%	C	12																															
2025/02/14	1.893	No Trade	No Trade	66.11%	30	Research	85	93	Research Defon Sell	8.48%	7.06%	C	7																															
2025/02/17	1.893	No Trade	No Trade	66.43%	30	Research	85	93	Research Defon Sell	8.52%	7.27%	C	2																															
2025/02/18	1.915	No Trade	No Trade	76.26%	50	Research	85	94	Research Defon Sell	9.78%	9.09%	C	-2																															



Date	9 day	9 vs 21 day	33 day
2024/12/30	Buy_9day	Sell 9 vs 21	Buy 33_Day
2025/01/02	Buy_9day	Sell 9 vs 21	Sell 33_Day
2025/01/03	Buy_9day	Sell 9 vs 21	Sell 33_Day
2025/01/06	Buy_9day	Sell 9 vs 21	Sell 33_Day
2025/01/07	Buy_9day	Sell 9 vs 21	Buy 33_Day
2025/01/08	Buy_9day	Buy 9 vs 21	Buy 33_Day
2025/01/09	Buy_9day	Buy 9 vs 21	Buy 33_Day
2025/01/10	Sell_9day	Buy 9 vs 21	Sell 33_Day
2025/01/13	Sell_9day	Buy 9 vs 21	Sell 33_Day
2025/01/14	Sell_9day	Buy 9 vs 21	Sell 33_Day
2025/01/15	Sell_9day	Buy 9 vs 21	Sell 33_Day
2025/01/16	Sell_9day	Buy 9 vs 21	Sell 33_Day
2025/01/17	Sell_9day	Sell 9 vs 21	Sell 33_Day
2025/01/20	Sell_9day	Sell 9 vs 21	Sell 33_Day
2025/01/21	Buy_9day	Sell 9 vs 21	Sell 33_Day
2025/01/22	Buy_9day	Sell 9 vs 21	Buy 33_Day
2025/01/23	Buy_9day	Sell 9 vs 21	Buy 33_Day
2025/01/24	Buy_9day	Buy 9 vs 21	Buy 33_Day
2025/01/27	Buy_9day	Buy 9 vs 21	Buy 33_Day
2025/01/28	Buy_9day	Buy 9 vs 21	Buy 33_Day
2025/01/29	Buy_9day	Buy 9 vs 21	Buy 33_Day
2025/01/30	Sell_9day	Buy 9 vs 21	Buy 33_Day
2025/01/31	Buy_9day	Buy 9 vs 21	Buy 33_Day
2025/02/03	Buy_9day	Buy 9 vs 21	Buy 33_Day
2025/02/04	Buy_9day	Buy 9 vs 21	Buy 33_Day
2025/02/05	Buy_9day	Buy 9 vs 21	Buy 33_Day
2025/02/06	Buy_9day	Buy 9 vs 21	Buy 33_Day
2025/02/07	Buy_9day	Buy 9 vs 21	Buy 33_Day
2025/02/10	Buy_9day	Buy 9 vs 21	Buy 33_Day
2025/02/11	Buy_9day	Buy 9 vs 21	Buy 33_Day
2025/02/12	Buy_9day	Buy 9 vs 21	Buy 33_Day
2025/02/13	Buy_9day	Buy 9 vs 21	Buy 33_Day
2025/02/14	Sell_9day	Buy 9 vs 21	Buy 33_Day
2025/02/17	Sell_9day	Buy 9 vs 21	Buy 33_Day
2025/02/18	Sell_9day	Buy 9 vs 21	Buy 33_Day

Strategy Universe	Pairs_NYSE_Consumer Staples	Ascendant guidance	Trade	Strategy_Open Date	2025/01/24	Caterpillar Guidance	Trade	
<div><div><div><div>PG.NYS</div><div>21 per. Mov. Avg. (PG.NYS)</div><div>Linear (PG.NYS)</div></div><div></div></div><div><div><div>CL.NYS</div><div>21 per. Mov. Avg. (CL.NYS)</div><div>Linear (CL.NYS)</div></div><div></div></div></div>							(+) : Mom Days	80
							(-) : Mom Days	0
							Guided : Factor	66 day
							324_Buy Guidance	0.0%
							324_Sell Guidance	90.8%
							Mom_75 (days)	9.1%
							9 vs 21 day	1.43%
							Price vs 9 day	-0.96%

S
e
l
l

V.NYS

Visa Inc.

Technology

IT Services

New York

Market Cap : (B)

535 574

MA.NYS

Mastercard

Technology

IT Services

New York

Market Cap : (B)

474 382

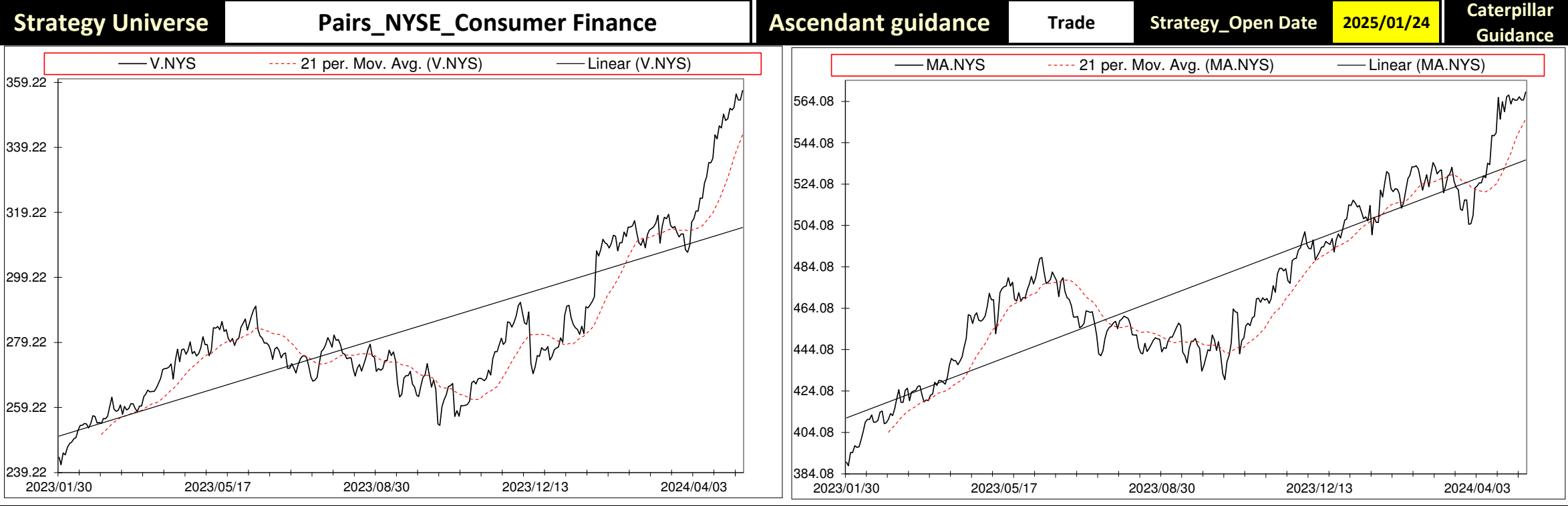
Follow the " 3day to 5day waiting period " before entering the trade : understand the Graph, Trend and Variables

Plan your enrty levels. Focus on the process not the outcome. Expect further short-term deviation from the trade signal. "Patience"

-1.761														-8.827		5.012	
Date	Price or Relative Price	Short_Term_ Radar	Medium_ Term_Radar	Caterpillar_ %	Wise_ Owl(Rnk)	324_Factor	Factor_324	Defcon _Index	Defcon _Index_Trade	Margin of Safety	75_Day_Mom	Trade_Rating (Guidance)	Trendsum				
2024/12/18	0.596	No Trade	No Trade	30.99%	0	Absolutely No	0	95	Research Defon Sell	1.31%	2.07%	C	-7				
2024/12/19	0.602	No Trade	No Trade	55.19%	0	Absolutely No	0	96	Research Defon Sell	2.34%	2.55%	C	-3				
2024/12/20	0.602	No Trade	No Trade	55.19%	0	Absolutely No	0	96	Research Defon Sell	2.34%	2.61%	C	1				
2024/12/23	0.600	No Trade	No Trade	47.86%	0	Absolutely No	0	96	Research Defon Sell	2.03%	2.57%	C	5				
2024/12/27	0.599	No Trade	No Trade	44.93%	0	Absolutely No	0	96	Research Defon Sell	1.90%	2.94%	C	6				
2024/12/30	0.600	No Trade	No Trade	50.41%	0	Absolutely No	0	96	Research Defon Sell	2.13%	3.46%	C	4				
2025/01/02	0.602	No Trade	No Trade	58.61%	0	Absolutely No	0	96	Research Defon Sell	2.48%	3.33%	C	5				
2025/01/03	0.604	No Trade	No Trade	67.60%	0	Absolutely No	0	97	Research Defon Sell	2.86%	3.49%	C	7				
2025/01/06	0.611	No Trade	No Trade	98.34%	30	Absolutely No	0	98	Research Defon Sell	4.16%	5.07%	C	9				
2025/01/07	0.609	No Trade	No Trade	90.33%	30	Absolutely No	0	97	Research Defon Sell	3.82%	4.52%	C	12				
2025/01/08	0.605	No Trade	No Trade	74.04%	0	Absolutely No	0	97	Research Defon Sell	3.13%	4.63%	C	15				
2025/01/09	0.605	No Trade	No Trade	74.26%	0	Absolutely No	0	97	Research Defon Sell	3.14%	4.74%	C	18				
2025/01/10	0.610	No Trade	No Trade	92.12%	30	Absolutely No	0	97	Research Defon Sell	3.90%	5.02%	C	18				
2025/01/13	0.608	No Trade	No Trade	85.32%	30	Absolutely No	0	97	Research Defon Sell	3.61%	8.62%	C	19				
2025/01/14	0.607	No Trade	No Trade	82.94%	30	Absolutely No	0	97	Research Defon Sell	3.51%	10.23%	C	20				
2025/01/15	0.605	Sell_Panda_ST	No Trade	76.18%	30	Absolutely No	0	97	Research Defon Sell	3.22%	9.49%	C	18				
2025/01/16	0.606	Sell_Panda_ST	No Trade	80.19%	30	Absolutely No	0	97	Research Defon Sell	3.39%	8.79%	C	15				
2025/01/17	0.609	No Trade	No Trade	91.35%	30	Absolutely No	0	97	Research Defon Sell	3.87%	9.40%	C	14				
2025/01/20	0.609	No Trade	No Trade	92.01%	30	Absolutely No	0	97	Research Defon Sell	3.89%	8.92%	C	14				
2025/01/21	0.613	No Trade	No Trade	100.00%	30	Absolutely No	0	98	Research Defon Sell	4.54%	9.65%	C	17				
2025/01/22	0.614	No Trade	No Trade	100.00%	30	Absolutely No	0	98	Research Defon Sell	4.70%	9.73%	C	21				
2025/01/23	0.614	No Trade	No Trade	100.00%	30	Absolutely No	0	98	Research Defon Sell	4.81%	10.02%	C	25				
2025/01/24	0.619	No Trade	No Trade	100.00%	30	Absolutely No	0	99	Research Defon Sell	5.60%	11.07%	C	27				
2025/01/27	0.611	No Trade	No Trade	75.93%	30	Absolutely No	0	97	Research Defon Sell	4.25%	10.43%	C	28				
2025/01/28	0.611	No Trade	No Trade	76.72%	30	Absolutely No	0	97	Research Defon Sell	4.30%	10.32%	C	28				
2025/01/29	0.612	Sell_Panda_ST	No Trade	79.77%	30	Absolutely No	0	97	Research Defon Sell	4.47%	9.85%	C	28				
2025/01/30	0.606	Sell_Panda_ST	Sell_Panda_ST	61.84%	0	Absolutely No	0	96	Research Defon Sell	3.46%	9.56%	C	23				
2025/01/31	0.615	No Trade	No Trade	90.33%	30	Absolutely No	0	98	Research Defon Sell	5.06%	11.08%	C	19				
2025/02/03	0.613	No Trade	No Trade	84.22%	30	Absolutely No	0	98	Research Defon Sell	4.72%	11.37%	C	15				
2025/02/04	0.617	No Trade	No Trade	96.92%	30	Absolutely No	0	98	Research Defon Sell	5.43%	10.37%	C	12				
2025/02/05	0.617	No Trade	No Trade	96.33%	30	Absolutely No	0	98	Research Defon Sell	5.40%	9.17%	C	10				
2025/02/06	0.613	No Trade	No Trade	83.07%	0	Absolutely No	0	98	Research Defon Sell	4.65%	8.85%	C	9				
2025/02/07	0.618	No Trade	No Trade	100.00%	30	Absolutely No	0	98	Research Defon Sell	5.65%	11.03%	C	10				
2025/02/10	0.621	No Trade	No Trade	100.00%	50	Research	85	99	Research Defon Sell	6.13%	11.89%	C	12				
2025/02/11	0.621	No Trade	No Trade	100.00%	50	Research	85	99	Research Defon Sell	6.14%	12.44%	C	14				
2025/02/12	0.623	No Trade	No Trade	100.00%	50	Research	85	99	Research Defon Sell	6.40%	12.24%	C	14				
2025/02/13	0.628	No Trade	No Trade	100.00%	50	Research	85	99	Research Defon Sell	7.34%	13.09%	C	15				
2025/02/14	0.626	No Trade	No Trade	96.64%	50	Research	85	99	Research Defon Sell	7.09%	12.03%	C	17				
2025/02/17	0.626	No Trade	No Trade	97.03%	50	Research	85	99	Research Defon Sell	7.12%	12.52%	C	17				
2025/02/18	0.627	No Trade	No Trade	99.25%	50	Research	85	99	Research Defon Sell	7.28%	11.07%	C	17				



Date	9 day	9 vs 21 day	33 day
2024/12/30	Buy_9day	Buy 9 vs 21	Buy 33_Day
2025/01/02	Buy_9day	Buy 9 vs 21	Buy 33_Day
2025/01/03	Buy_9day	Buy 9 vs 21	Buy 33_Day
2025/01/06	Buy_9day	Buy 9 vs 21	Buy 33_Day
2025/01/07	Buy_9day	Buy 9 vs 21	Buy 33_Day
2025/01/08	Buy_9day	Buy 9 vs 21	Buy 33_Day
2025/01/09	Buy_9day	Buy 9 vs 21	Buy 33_Day
2025/01/10	Buy_9day	Buy 9 vs 21	Buy 33_Day
2025/01/13	Buy_9day	Buy 9 vs 21	Buy 33_Day
2025/01/14	Buy_9day	Buy 9 vs 21	Buy 33_Day
2025/01/15	Sell_9day	Buy 9 vs 21	Buy 33_Day
2025/01/16	Sell_9day	Buy 9 vs 21	Buy 33_Day
2025/01/17	Buy_9day	Buy 9 vs 21	Buy 33_Day
2025/01/20	Buy_9day	Buy 9 vs 21	Buy 33_Day
2025/01/21	Buy_9day	Buy 9 vs 21	Buy 33_Day
2025/01/22	Buy_9day	Buy 9 vs 21	Buy 33_Day
2025/01/23	Buy_9day	Buy 9 vs 21	Buy 33_Day
2025/01/24	Buy_9day	Buy 9 vs 21	Buy 33_Day
2025/01/27	Sell_9day	Buy 9 vs 21	Buy 33_Day
2025/01/28	Sell_9day	Buy 9 vs 21	Buy 33_Day
2025/01/29	Sell_9day	Buy 9 vs 21	Buy 33_Day
2025/01/30	Sell_9day	Buy 9 vs 21	Buy 33_Day
2025/01/31	Buy_9day	Buy 9 vs 21	Buy 33_Day
2025/02/03	Buy_9day	Buy 9 vs 21	Buy 33_Day
2025/02/04	Buy_9day	Buy 9 vs 21	Buy 33_Day
2025/02/05	Buy_9day	Buy 9 vs 21	Buy 33_Day
2025/02/06	Sell_9day	Buy 9 vs 21	Buy 33_Day
2025/02/07	Buy_9day	Buy 9 vs 21	Buy 33_Day
2025/02/10	Buy_9day	Buy 9 vs 21	Buy 33_Day
2025/02/11	Buy_9day	Buy 9 vs 21	Buy 33_Day
2025/02/12	Buy_9day	Buy 9 vs 21	Buy 33_Day
2025/02/13	Buy_9day	Buy 9 vs 21	Buy 33_Day
2025/02/14	Buy_9day	Buy 9 vs 21	Buy 33_Day
2025/02/17	Buy_9day	Buy 9 vs 21	Buy 33_Day
2025/02/18	Buy_9day	Buy 9 vs 21	Buy 33_Day



(+) : Mom Days	66
(-) : Mom Days	0
Guided : Factor	33 day
324_Buy Guidance	0.0%
324_Sell Guidance	98.7%
Mom_75 (days)	11.1%
9 vs 21 day	0.84%
Price vs 9 day	0.75%

S
e
l
l

XAR.ARC

SPDR S&P Aerospace & Defense ETF

Aerospace & Defense

ETF_NYSE_Price

NYSE

Market Cap : (B)

2 679

XLI.ARC

SPDR Select Sector Fund - Industrial

Industrial

ETF_NYSE_Price

NYSE

Market Cap : (B)

20 531

Follow the " 3day to 5day waiting period " before entering the trade : understand the Graph, Trend and Variables

Plan your enrty levels. Focus on the process not the outcome. Expect further short-term deviation from the trade signal. "Patience"

-2.547														15.920														-6.251															
Date	Price or Relative Price	Short_Term_ Radar	Medium_ Term_Radar	Caterpillar_ %	Wise_ Owl(Rnk)	324_Factor	Factor_324	Defcon _Index	Defcon _Index_Trade		Margin of Safety	75_Day_Mom	Trade_Rating (Guidance)	Trendsum																													
2024/12/18	1.226	No Trade	No Trade	26.64%	0	Absolutely No	0	98	Research	Defon Sell	1.61%	3.57%	C	11																													
2024/12/19	1.234	No Trade	No Trade	37.43%	0	Absolutely No	0	99	Research	Defon Sell	2.27%	5.38%	C	11																													
2024/12/20	1.243	No Trade	No Trade	49.70%	0	Absolutely No	0	100	Research	Defon Sell	3.01%	5.84%	C	10																													
2024/12/23	1.245	No Trade	No Trade	51.47%	0	Absolutely No	0	100	Research	Defon Sell	3.12%	6.85%	C	9																													
2024/12/27	1.268	No Trade	No Trade	82.24%	30	Absolutely No	0	100	Research	Defon Sell	4.98%	8.33%	C	12																													
2024/12/30	1.262	No Trade	No Trade	72.94%	0	Absolutely No	0	100	Research	Defon Sell	4.42%	7.18%	C	14																													
2025/01/02	1.259	No Trade	No Trade	68.62%	0	Absolutely No	0	99	Research	Defon Sell	4.16%	7.49%	C	14																													
2025/01/03	1.277	No Trade	No Trade	92.53%	30	Absolutely No	0	100	Research	Defon Sell	5.61%	9.84%	C	17																													
2025/01/06	1.272	No Trade	No Trade	84.82%	30	Absolutely No	0	100	Research	Defon Sell	5.14%	10.12%	C	18																													
2025/01/07	1.265	No Trade	No Trade	74.40%	0	Absolutely No	0	99	Research	Defon Sell	4.51%	9.40%	C	20																													
2025/01/08	1.266	No Trade	No Trade	75.59%	30	Absolutely No	0	99	Research	Defon Sell	4.58%	10.59%	C	22																													
2025/01/09	1.266	No Trade	No Trade	75.32%	30	Absolutely No	0	99	Research	Defon Sell	4.56%	8.70%	C	22																													
2025/01/10	1.264	Sell_Panda_ST	No Trade	72.62%	30	Absolutely No	0	99	Research	Defon Sell	4.40%	7.74%	C	21																													
2025/01/13	1.250	Sell_Panda_ST	No Trade	52.88%	0	Absolutely No	0	98	Research	Defon Sell	3.20%	8.13%	C	15																													
2025/01/14	1.253	No Trade	No Trade	56.34%	0	Absolutely No	0	98	Research	Defon Sell	3.41%	8.05%	C	9																													
2025/01/15	1.260	No Trade	No Trade	66.19%	0	Absolutely No	0	99	Research	Defon Sell	4.01%	9.07%	C	4																													
2025/01/16	1.254	No Trade	No Trade	57.80%	0	Absolutely No	0	98	Research	Defon Sell	3.50%	7.86%	C	0																													
2025/01/17	1.253	No Trade	No Trade	56.26%	0	Absolutely No	0	98	Research	Defon Sell	3.41%	7.89%	C	-1																													
2025/01/20	1.253	No Trade	No Trade	55.46%	0	Absolutely No	0	98	Research	Defon Sell	3.36%	6.88%	C	0																													
2025/01/21	1.286	No Trade	No Trade	99.36%	50	Research	85	100	Research	Defon Sell	6.02%	9.22%	C	2																													
2025/01/22	1.277	No Trade	No Trade	87.00%	30	Absolutely No	0	99	Research	Defon Sell	5.27%	9.06%	C	5																													
2025/01/23	1.276	No Trade	No Trade	85.45%	30	Absolutely No	0	99	Research	Defon Sell	5.18%	8.50%	C	8																													
2025/01/24	1.268	No Trade	No Trade	74.92%	0	Absolutely No	0	99	Research	Defon Sell	4.54%	7.95%	C	10																													
2025/01/27	1.257	No Trade	No Trade	58.07%	0	Absolutely No	0	98	Research	Defon Sell	3.52%	7.52%	C	8																													
2025/01/28	1.260	No Trade	No Trade	62.09%	0	Absolutely No	0	98	Research	Defon Sell	3.76%	8.49%	C	6																													
2025/01/29	1.253	No Trade	No Trade	52.38%	0	Absolutely No	0	97	Research	Defon Sell	3.17%	8.52%	C	1																													
2025/01/30	1.259	No Trade	No Trade	60.70%	0	Absolutely No	0	98	Research	Defon Sell	3.68%	8.76%	C	-3																													
2025/01/31	1.268	No Trade	No Trade	72.75%	0	Absolutely No	0	99	Research	Defon Sell	4.41%	9.72%	C	-5																													
2025/02/03	1.277	No Trade	No Trade	83.32%	0	Absolutely No	0	99	Research	Defon Sell	5.05%	10.07%	C	-5																													
2025/02/04	1.275	No Trade	No Trade	81.35%	0	Absolutely No	0	99	Research	Defon Sell	4.93%	8.79%	C	-4																													
2025/02/05	1.282	No Trade	No Trade	90.42%	30	Absolutely No	0	100	Research	Defon Sell	5.48%	9.29%	C	-1																													
2025/02/06	1.259	No Trade	No Trade	58.17%	0	Absolutely No	0	98	Research	Defon Sell	3.52%	7.55%	C	1																													
2025/02/07	1.261	No Trade	No Trade	60.83%	0	Absolutely No	0	98	Research	Defon Sell	3.69%	6.73%	C	3																													
2025/02/10	1.269	No Trade	No Trade	70.60%	0	Absolutely No	0	99	Research	Defon Sell	4.28%	8.03%	C	4																													
2025/02/11	1.254	No Trade	No Trade	51.12%	0	Absolutely No	0	98	Research	Defon Sell	3.10%	7.07%	C	0																													
2025/02/12	1.245	No Trade	No Trade	37.94%	0	Absolutely No	0	97	Research	Defon Sell	2.30%	6.53%	C	-4																													
2025/02/13	1.233	No Trade	No Trade	21.61%	0	Absolutely No	0	96	Research	Defon Sell	1.31%	4.76%	C	-8																													
2025/02/14	1.227	No Trade	No Trade	13.07%	0	Absolutely No	0	95	Research	Defon Sell	0.79%	4.54%	C	-13																													
2025/02/17	1.227	No Trade	No Trade	12.29%	0	Absolutely No	0	95	Research	Defon Sell	0.74%	4.63%	C	-16																													
2025/02/18	1.228	No Trade	No Trade	13.25%	0	Absolutely No	0	95	Research	Defon Sell	0.80%	4.92%	C	-19																													

S
e
l
l

XEL.NAS

Xcel Energy

Utilities

Electric Utilities

New York

Follow the " 3day to 5day waiting period " before entering the trade : understand the Graph, Trend and Variables

Market Cap : (B)

40 972

ED.NYS

Consolidated Edison

Utilities

Multi-Utilities

New York

Plan your enrty levels. Focus on the process not the outcome. Expect further short-term deviation from the trade signal. "Patience"

Market Cap : (B)

34 073

-2.463															18.139															-7.365														
Date	Price or Relative Price	Short_Term_ Radar	Medium_ Term_Radar	Caterpillar_ %	Wise_ Owl(Rnk)	324_Factor	Factor_324	Defcon _Index	Defcon _Index_Trade	Margin of Safety	75_Day_Mom	Trade_Rating (Guidance)	Trendsum																															
2024/12/18	0.747	No Trade	No Trade	97.17%	50	Research	85	100	Research Defon Sell	12.62%	22.20%	A	30																															
2024/12/19	0.748	No Trade	No Trade	98.31%	60	Research	85	100	Research Defon Sell	12.77%	22.85%	A	31																															
2024/12/20	0.749	No Trade	No Trade	98.54%	60	Research	85	100	Research Defon Sell	12.80%	23.52%	A	32																															
2024/12/23	0.755	No Trade	No Trade	100.00%	60	Research	85	100	Research Defon Sell	13.72%	24.18%	A	36																															
2024/12/27	0.761	No Trade	No Trade	100.00%	100	Research	170	100	Research Defon Sell	14.48%	23.71%	AAA	37																															
2024/12/30	0.758	No Trade	No Trade	96.67%	100	Research	170	100	Research Defon Sell	14.00%	22.68%	AAA	37																															
2025/01/02	0.751	No Trade	No Trade	88.84%	100	Research	170	99	Research Defon Sell	12.86%	23.00%	AAA	36																															
2025/01/03	0.747	No Trade	No Trade	84.88%	90	Research	170	98	Research Defon Sell	12.29%	21.37%	AAA	34																															
2025/01/06	0.737	Sell_Panda_ST	Sell_Panda_ST	73.86%	75	Research	170	97	Research Defon Sell	10.69%	19.47%	AA	30																															
2025/01/07	0.746	Sell_Panda_ST	No Trade	82.81%	90	Research	170	98	Research Defon Sell	11.99%	19.85%	AAA	25																															
2025/01/08	0.746	Sell_Panda_ST	No Trade	82.62%	90	Research	170	98	Research Defon Sell	11.96%	18.90%	AAA	21																															
2025/01/09	0.746	Sell_Panda_ST	No Trade	82.47%	75	Research	170	98	Research Defon Sell	11.94%	20.20%	AA	19																															
2025/01/10	0.719	Sell_Panda_ST	Sell_Panda_ST	54.35%	0	Research	85	0	Absolutely no Trade	7.87%	16.91%	C	15																															
2025/01/13	0.719	No Trade	No Trade	54.14%	0	Research	85	0	Absolutely no Trade	7.84%	15.22%	C	11																															
2025/01/14	0.717	No Trade	No Trade	51.83%	0	Research	85	0	Absolutely no Trade	7.50%	15.23%	C	5																															
2025/01/15	0.720	No Trade	No Trade	54.47%	0	Research	85	0	Absolutely no Trade	7.89%	16.00%	C	0																															
2025/01/16	0.718	No Trade	No Trade	52.39%	0	Research	85	0	Absolutely no Trade	7.59%	15.68%	C	-3																															
2025/01/17	0.712	No Trade	No Trade	46.65%	0	Research	85	0	Absolutely no Trade	6.75%	13.61%	C	-7																															
2025/01/20	0.712	No Trade	No Trade	46.21%	0	Research	85	0	Absolutely no Trade	6.69%	14.69%	C	-11																															
2025/01/21	0.726	No Trade	No Trade	60.20%	50	Research	85	95	Research Defon Sell	8.72%	16.41%	B	-14																															
2025/01/22	0.738	No Trade	No Trade	72.25%	50	Research	85	97	Research Defon Sell	10.46%	19.19%	B	-16																															
2025/01/23	0.728	No Trade	No Trade	61.71%	50	Research	85	96	Research Defon Sell	8.94%	17.81%	B	-16																															
2025/01/24	0.735	No Trade	No Trade	69.16%	50	Research	85	97	Research Defon Sell	10.01%	18.01%	B	-17																															
2025/01/27	0.717	No Trade	No Trade	49.41%	0	Research	85	0	Absolutely no Trade	7.15%	16.26%	C	-15																															
2025/01/28	0.711	No Trade	No Trade	43.90%	0	Research	85	0	Absolutely no Trade	6.36%	16.36%	C	-17																															
2025/01/29	0.714	No Trade	No Trade	46.24%	0	Research	85	0	Absolutely no Trade	6.70%	16.64%	C	-20																															
2025/01/30	0.712	No Trade	No Trade	44.66%	0	Research	85	0	Absolutely no Trade	6.47%	16.97%	C	-22																															
2025/01/31	0.717	No Trade	No Trade	49.20%	0	Research	85	0	Absolutely no Trade	7.12%	17.21%	C	-22																															
2025/02/03	0.709	No Trade	No Trade	40.16%	0	Absolutely No	0	0	Absolutely no Trade	5.81%	17.79%	C	-24																															
2025/02/04	0.709	No Trade	No Trade	40.81%	0	Absolutely No	0	0	Absolutely no Trade	5.91%	17.62%	C	-27																															
2025/02/05	0.706	No Trade	No Trade	37.69%	0	Absolutely No	0	0	Absolutely no Trade	5.46%	18.01%	C	-31																															
2025/02/06	0.703	No Trade	No Trade	34.45%	0	Absolutely No	0	0	Absolutely no Trade	4.99%	17.21%	C	-34																															
2025/02/07	0.693	No Trade	No Trade	23.75%	0	Absolutely No	0	0	Absolutely no Trade	3.44%	16.12%	C	-36																															
2025/02/10	0.692	No Trade	No Trade	21.74%	0	Absolutely No	0	0	Absolutely no Trade	3.15%	14.80%	C	-36																															
2025/02/11	0.698	No Trade	No Trade	27.80%	0	Absolutely No	0	0	Absolutely no Trade	4.02%	16.49%	C	-36																															
2025/02/12	0.713	No Trade	No Trade	43.16%	30	Research	85	0	Absolutely no Trade	6.25%	17.12%	C	-36																															
2025/02/13	0.715	No Trade	No Trade	45.41%	30	Research	85	0	Absolutely no Trade	6.58%	16.03%	C	-35																															
2025/02/14	0.723	No Trade	No Trade	53.28%	50	Research	85	95	Research Defon Sell	7.72%	17.49%	B	-33																															
2025/02/17	0.723	No Trade	No Trade	52.85%	50	Research	85	95	Research Defon Sell	7.65%	17.44%	B	-29																															
2025/02/18	0.716	No Trade	No Trade	45.43%	0	Research	85	0	Absolutely no Trade	6.58%	16.61%	C	-24																															



Date	9 day	9 vs 21 day	33 day
2024/12/30	Buy_9day	Buy 9 vs 21	Buy 33_Day
2025/01/02	Buy_9day	Buy 9 vs 21	Buy 33_Day
2025/01/03	Sell_9day	Buy 9 vs 21	Buy 33_Day
2025/01/06	Sell_9day	Buy 9 vs 21	Buy 33_Day
2025/01/07	Buy_9day	Buy 9 vs 21	Buy 33_Day
2025/01/08	Buy_9day	Buy 9 vs 21	Buy 33_Day
2025/01/09	Buy_9day	Buy 9 vs 21	Buy 33_Day
2025/01/10	Sell_9day	Buy 9 vs 21	Buy 33_Day
2025/01/13	Sell_9day	Buy 9 vs 21	Buy 33_Day
2025/01/14	Buy_9day	Buy 9 vs 21	Buy 33_Day
2025/01/15	Buy_9day	Buy 9 vs 21	Buy 33_Day
2025/01/16	Buy_9day	Buy 9 vs 21	Buy 33_Day
2025/01/17	Buy_9day	Buy 9 vs 21	Buy 33_Day
2025/01/20	Buy_9day	Buy 9 vs 21	Buy 33_Day
2025/01/21	Buy_9day	Buy 9 vs 21	Buy 33_Day
2025/01/22	Buy_9day	Buy 9 vs 21	Buy 33_Day
2025/01/23	Buy_9day	Buy 9 vs 21	Buy 33_Day
2025/01/24	Buy_9day	Buy 9 vs 21	Buy 33_Day
2025/01/27	Sell_9day	Buy 9 vs 21	Buy 33_Day
2025/01/28	Sell_9day	Buy 9 vs 21	Buy 33_Day
2025/01/29	Sell_9day	Buy 9 vs 21	Buy 33_Day
2025/01/30	Buy_9day	Buy 9 vs 21	Buy 33_Day
2025/01/31	Buy_9day	Buy 9 vs 21	Buy 33_Day
2025/02/03	Sell_9day	Buy 9 vs 21	Buy 33_Day
2025/02/04	Sell_9day	Buy 9 vs 21	Buy 33_Day
2025/02/05	Sell_9day	Buy 9 vs 21	Buy 33_Day
2025/02/06	Sell_9day	Buy 9 vs 21	Buy 33_Day
2025/02/07	Sell_9day	Sell 9 vs 21	Buy 33_Day
2025/02/10	Sell_9day	Sell 9 vs 21	Sell 33_Day
2025/02/11	Sell_9day	Sell 9 vs 21	Sell 33_Day
2025/02/12	Sell_9day	Sell 9 vs 21	Sell 33_Day
2025/02/13	Sell_9day	Sell 9 vs 21	Sell 33_Day
2025/02/14	Buy_9day	Sell 9 vs 21	Buy 33_Day
2025/02/17	Buy_9day	Sell 9 vs 21	Buy 33_Day
2025/02/18	Buy_9day	Sell 9 vs 21	Buy 33_Day

Strategy Universe	Rel vs Share_ETF_Health Care	Ascendant guidance	Trade	Strategy_Open Date	2025/01/24	Caterpillar Guidance	Trade
						(+) : Mom Days	81
						(-) : Mom Days	0
						Guided : Factor	66 day
						324_Buy Guidance	0.0%
						324_Sell Guidance	92.0%
						Mom_75 (days)	9.5%
						9 vs 21 day	-0.40%
						Price vs 9 day	1.21%

S
e
|
|

V.NYS
Visa Inc.
Technology
IT Services
New York

Follow the " 3day to 5day waiting period " before entering the trade : understand the Graph, Trend and Variables

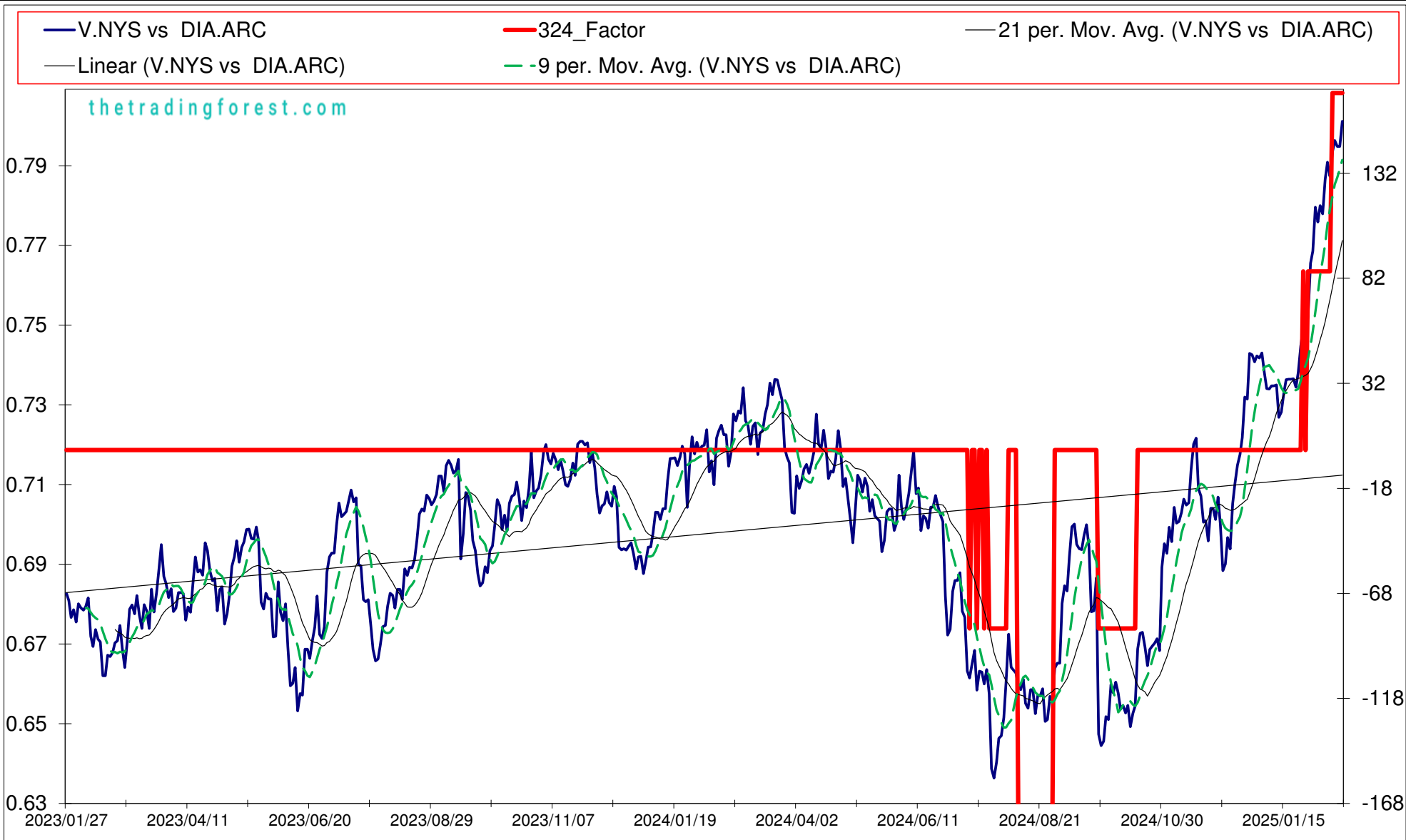
Market Cap : (B)535 574

DIA.ARC
SPDR Dow Jones Industrial Average ETF
Index
ETF_NYSE_Price
NYSE

Plan your enrty levels. Focus on the process not the outcome. Expect further short-term deviation from the trade signal. "Patience"

Market Cap : (B)38 640

17.193														1.905		0.111	
Date	Price or Relative Price	Short_Term_ Radar	Medium_ Term_Radar	Caterpillar_ %	Wise_ Owl(Rnk)	324_Factor	Factor_324	Defcon _Index	Defcon _Index_Trade	Margin of Safety	75_Day_Mom	Trade_Rating (Guidance)	Trendsum				
2024/12/18	0.730	No Trade	No Trade	74.07%	0	Absolutely No	0	99	Research Defon Sell	3.60%	7.05%	C	9				
2024/12/19	0.742	No Trade	No Trade	100.00%	30	Absolutely No	0	100	Research Defon Sell	5.23%	7.38%	C	13				
2024/12/20	0.741	No Trade	No Trade	99.05%	30	Absolutely No	0	100	Research Defon Sell	5.18%	6.18%	C	16				
2024/12/23	0.740	No Trade	No Trade	94.19%	30	Absolutely No	0	100	Research Defon Sell	4.93%	5.83%	C	17				
2024/12/27	0.741	No Trade	No Trade	97.94%	30	Absolutely No	0	100	Research Defon Sell	5.12%	6.81%	C	17				
2024/12/30	0.741	No Trade	No Trade	96.45%	30	Absolutely No	0	100	Research Defon Sell	5.04%	6.91%	C	14				
2025/01/02	0.742	No Trade	No Trade	99.85%	30	Absolutely No	0	100	Research Defon Sell	5.22%	7.13%	C	15				
2025/01/03	0.737	No Trade	No Trade	87.22%	30	Absolutely No	0	99	Research Defon Sell	4.56%	5.93%	C	17				
2025/01/06	0.733	Sell_Panda_ST	No Trade	75.37%	30	Absolutely No	0	99	Research Defon Sell	3.94%	4.89%	C	19				
2025/01/07	0.733	Sell_Panda_ST	No Trade	75.01%	30	Absolutely No	0	99	Research Defon Sell	3.92%	5.72%	C	19				
2025/01/08	0.734	Sell_Panda_ST	No Trade	77.16%	30	Absolutely No	0	99	Research Defon Sell	4.04%	8.38%	C	15				
2025/01/09	0.734	No Trade	No Trade	77.12%	30	Absolutely No	0	99	Research Defon Sell	4.03%	8.34%	C	11				
2025/01/10	0.734	No Trade	No Trade	77.72%	0	Absolutely No	0	99	Research Defon Sell	4.06%	7.06%	C	10				
2025/01/13	0.726	No Trade	No Trade	55.46%	0	Absolutely No	0	98	Research Defon Sell	2.90%	12.29%	C	8				
2025/01/14	0.727	No Trade	No Trade	59.12%	0	Absolutely No	0	98	Research Defon Sell	3.09%	13.01%	C	5				
2025/01/15	0.732	No Trade	No Trade	71.85%	0	Absolutely No	0	99	Research Defon Sell	3.76%	13.55%	C	0				
2025/01/16	0.735	No Trade	No Trade	81.04%	0	Absolutely No	0	99	Research Defon Sell	4.24%	12.99%	C	0				
2025/01/17	0.735	No Trade	No Trade	81.29%	0	Absolutely No	0	99	Research Defon Sell	4.25%	13.14%	C	2				
2025/01/20	0.735	No Trade	No Trade	81.17%	0	Absolutely No	0	99	Research Defon Sell	4.25%	11.64%	C	6				
2025/01/21	0.735	No Trade	No Trade	81.47%	0	Absolutely No	0	99	Research Defon Sell	4.26%	12.01%	C	10				
2025/01/22	0.733	No Trade	No Trade	75.67%	30	Absolutely No	0	99	Research Defon Sell	3.96%	11.23%	C	12				
2025/01/23	0.737	No Trade	No Trade	85.64%	30	Absolutely No	0	99	Research Defon Sell	4.48%	12.27%	C	11				
2025/01/24	0.743	No Trade	No Trade	100.00%	30	Absolutely No	0	100	Research Defon Sell	5.41%	13.95%	C	11				
2025/01/27	0.748	No Trade	No Trade	100.00%	50	Research	85	100	Research Defon Sell	6.07%	14.51%	C	13				
2025/01/28	0.746	No Trade	No Trade	94.63%	30	Absolutely No	0	100	Research Defon Sell	5.74%	14.49%	C	14				
2025/01/29	0.751	No Trade	No Trade	100.00%	50	Research	85	100	Research Defon Sell	6.48%	14.95%	C	16				
2025/01/30	0.764	No Trade	No Trade	100.00%	50	Research	85	100	Research Defon Sell	8.35%	17.94%	A	18				
2025/01/31	0.767	No Trade	No Trade	100.00%	50	Research	85	100	Research Defon Sell	8.79%	17.81%	A	20				
2025/02/03	0.778	No Trade	No Trade	100.00%	50	Research	85	100	Research Defon Sell	10.34%	19.16%	A	22				
2025/02/04	0.775	No Trade	No Trade	94.90%	50	Research	85	100	Research Defon Sell	9.81%	16.05%	A	25				
2025/02/05	0.779	No Trade	No Trade	100.00%	50	Research	85	100	Research Defon Sell	10.39%	15.98%	A	29				
2025/02/06	0.777	No Trade	No Trade	97.11%	60	Research	85	100	Research Defon Sell	10.09%	15.63%	A	31				
2025/02/07	0.785	No Trade	No Trade	100.00%	60	Research	85	100	Research Defon Sell	11.32%	17.56%	A	32				
2025/02/10	0.790	No Trade	No Trade	100.00%	60	Research	85	100	Research Defon Sell	11.92%	19.04%	A	32				
2025/02/11	0.786	No Trade	No Trade	95.82%	60	Research	85	100	Research Defon Sell	11.42%	17.79%	A	33				
2025/02/12	0.792	No Trade	No Trade	100.00%	100	Research	170	100	Research Defon Sell	12.29%	18.55%	AAA	35				
2025/02/13	0.795	No Trade	No Trade	100.00%	100	Research	170	100	Research Defon Sell	12.69%	18.86%	AAA	37				
2025/02/14	0.794	No Trade	No Trade	98.35%	100	Research	170	100	Research Defon Sell	12.48%	18.43%	AAA	39				
2025/02/17	0.794	No Trade	No Trade	98.30%	100	Research	170	100	Research Defon Sell	12.47%	18.96%	AAA	40				
2025/02/18	0.800	No Trade	No Trade	100.00%	100	Research	170	100	Research Defon Sell	13.36%	16.28%	AAA	43				



Date	9 day	9 vs 21 day	33 day
2024/12/30	Buy_9day	Buy 9 vs 21	Buy 33_Day
2025/01/02	Buy_9day	Buy 9 vs 21	Buy 33_Day
2025/01/03	Sell_9day	Buy 9 vs 21	Buy 33_Day
2025/01/06	Sell_9day	Buy 9 vs 21	Buy 33_Day
2025/01/07	Sell_9day	Buy 9 vs 21	Buy 33_Day
2025/01/08	Sell_9day	Buy 9 vs 21	Buy 33_Day
2025/01/09	Sell_9day	Buy 9 vs 21	Buy 33_Day
2025/01/10	Sell_9day	Buy 9 vs 21	Buy 33_Day
2025/01/13	Sell_9day	Buy 9 vs 21	Buy 33_Day
2025/01/14	Sell_9day	Buy 9 vs 21	Buy 33_Day
2025/01/15	Sell_9day	Buy 9 vs 21	Buy 33_Day
2025/01/16	Buy_9day	Sell 9 vs 21	Buy 33_Day
2025/01/17	Buy_9day	Sell 9 vs 21	Buy 33_Day
2025/01/20	Buy_9day	Sell 9 vs 21	Buy 33_Day
2025/01/21	Buy_9day	Sell 9 vs 21	Buy 33_Day
2025/01/22	Buy_9day	Sell 9 vs 21	Buy 33_Day
2025/01/23	Buy_9day	Sell 9 vs 21	Buy 33_Day
2025/01/24	Buy_9day	Sell 9 vs 21	Buy 33_Day
2025/01/27	Buy_9day	Buy 9 vs 21	Buy 33_Day
2025/01/28	Buy_9day	Buy 9 vs 21	Buy 33_Day
2025/01/29	Buy_9day	Buy 9 vs 21	Buy 33_Day
2025/01/30	Buy_9day	Buy 9 vs 21	Buy 33_Day
2025/01/31	Buy_9day	Buy 9 vs 21	Buy 33_Day
2025/02/03	Buy_9day	Buy 9 vs 21	Buy 33_Day
2025/02/04	Buy_9day	Buy 9 vs 21	Buy 33_Day
2025/02/05	Buy_9day	Buy 9 vs 21	Buy 33_Day
2025/02/06	Buy_9day	Buy 9 vs 21	Buy 33_Day
2025/02/07	Buy_9day	Buy 9 vs 21	Buy 33_Day
2025/02/10	Buy_9day	Buy 9 vs 21	Buy 33_Day
2025/02/11	Buy_9day	Buy 9 vs 21	Buy 33_Day
2025/02/12	Buy_9day	Buy 9 vs 21	Buy 33_Day
2025/02/13	Buy_9day	Buy 9 vs 21	Buy 33_Day
2025/02/14	Buy_9day	Buy 9 vs 21	Buy 33_Day
2025/02/17	Buy_9day	Buy 9 vs 21	Buy 33_Day
2025/02/18	Buy_9day	Buy 9 vs 21	Buy 33_Day

Strategy Universe	Rel vs Dow Jones	Ascendant guidance	Trade	Strategy_Open Date	2025/01/24	Caterpillar Guidance	Trade
				(+): Mom Days		81	
				(-): Mom Days		0	
				Guided : Factor		66 day	
				324_Buy Guidance		0.0%	
				324_Sell Guidance		100.0%	
				Mom_75 (days)		16.3%	
				9 vs 21 day		2.63%	
				Price vs 9 day		1.23%	

S
e
l
l

ABBV.NYS

AbbVie

Biotechnology

Biotechnology

New York

Market Cap : (B)

312 695

REGN.NAS

Regeneron

Biotechnology

Biotechnology

New York

Market Cap : (B)

78 060

Follow the " 3day to 5day waiting period " before entering the trade : understand the Graph, Trend and Variables

Plan your enrty levels. Focus on the process not the outcome. Expect further short-term deviation from the trade signal. "Patience"

-2.256												76.643		-33.971	
Date	Price or Relative Price	Short_Term_ Radar	Medium_ Term_Radar	Caterpillar_ %	Wise_ Owl(Rnk)	324_Factor	Factor_324	Defcon _Index	Defcon _Index_Trade		Margin of Safety	75_Day_Mom	Trade_Rating (Guidance)	Trendsum	
2024/12/18	0.242	No Trade	No Trade	32.99%	0	Absolutely No	0	98	Research	Defon Sell	9.71%	44.44%	C	2	
2024/12/19	0.242	No Trade	No Trade	32.80%	0	Absolutely No	0	98	Research	Defon Sell	9.65%	41.69%	C	6	
2024/12/20	0.250	No Trade	No Trade	44.81%	0	Absolutely No	0	100	Research	Defon Sell	13.18%	45.80%	C	10	
2024/12/23	0.249	No Trade	No Trade	43.88%	0	Absolutely No	0	100	Research	Defon Sell	12.60%	42.19%	C	14	
2024/12/27	0.250	No Trade	No Trade	43.37%	0	Absolutely No	0	100	Research	Defon Sell	12.45%	46.57%	C	16	
2024/12/30	0.251	No Trade	No Trade	43.91%	0	Absolutely No	0	100	Research	Defon Sell	12.61%	50.52%	C	18	
2025/01/02	0.251	No Trade	No Trade	44.69%	0	Absolutely No	0	100	Research	Defon Sell	12.41%	49.00%	C	20	
2025/01/03	0.252	No Trade	No Trade	47.33%	0	Absolutely No	0	100	Research	Defon Sell	12.97%	48.66%	C	22	
2025/01/06	0.251	No Trade	No Trade	45.64%	0	Absolutely No	0	100	Research	Defon Sell	12.32%	49.05%	C	25	
2025/01/07	0.246	No Trade	No Trade	37.16%	0	Absolutely No	0	97	Research	Defon Sell	9.73%	45.10%	C	25	
2025/01/08	0.243	Sell_Panda_ST	No Trade	34.10%	0	Absolutely No	0	96	Research	Defon Sell	8.53%	44.55%	C	23	
2025/01/09	0.243	Sell_Panda_ST	No Trade	34.80%	0	Absolutely No	0	96	Research	Defon Sell	8.45%	44.01%	C	19	
2025/01/10	0.251	No Trade	No Trade	49.22%	0	Absolutely No	0	100	Research	Defon Sell	11.95%	41.61%	C	15	
2025/01/13	0.247	No Trade	No Trade	39.35%	0	Absolutely No	0	98	Research	Defon Sell	9.55%	33.26%	C	11	
2025/01/14	0.254	No Trade	No Trade	54.99%	0	Absolutely No	0	100	Research	Defon Sell	12.83%	36.99%	C	9	
2025/01/15	0.244	No Trade	No Trade	37.21%	0	Absolutely No	0	96	Research	Defon Sell	8.08%	32.01%	C	8	
2025/01/16	0.251	No Trade	No Trade	51.08%	0	Absolutely No	0	99	Research	Defon Sell	11.09%	34.13%	C	8	
2025/01/17	0.252	No Trade	No Trade	53.03%	0	Absolutely No	0	99	Research	Defon Sell	11.52%	33.99%	C	8	
2025/01/20	0.252	No Trade	No Trade	51.89%	0	Absolutely No	0	99	Research	Defon Sell	11.27%	33.79%	C	9	
2025/01/21	0.251	No Trade	No Trade	49.99%	0	Absolutely No	0	99	Research	Defon Sell	10.86%	32.64%	C	10	
2025/01/22	0.249	No Trade	No Trade	45.25%	0	Absolutely No	0	98	Research	Defon Sell	9.83%	29.16%	C	10	
2025/01/23	0.246	No Trade	No Trade	38.55%	0	Absolutely No	0	97	Research	Defon Sell	8.37%	28.08%	C	10	
2025/01/24	0.252	No Trade	No Trade	50.98%	0	Absolutely No	0	99	Research	Defon Sell	11.07%	29.65%	C	10	
2025/01/27	0.258	No Trade	No Trade	62.72%	50	Research	85	100	Research	Defon Sell	13.62%	34.56%	A	9	
2025/01/28	0.255	No Trade	No Trade	54.94%	50	Research	85	99	Research	Defon Sell	11.93%	32.38%	B	7	
2025/01/29	0.255	No Trade	No Trade	55.18%	50	Research	85	99	Research	Defon Sell	11.98%	31.08%	B	7	
2025/01/30	0.257	No Trade	No Trade	59.11%	50	Research	85	100	Research	Defon Sell	12.84%	34.49%	A	10	
2025/01/31	0.273	No Trade	No Trade	91.28%	50	Research	85	100	Research	Defon Sell	19.82%	41.66%	A	13	
2025/02/03	0.285	No Trade	No Trade	100.00%	50	Research	85	100	Research	Defon Sell	24.75%	51.07%	A	16	
2025/02/04	0.273	No Trade	No Trade	77.33%	50	Research	85	96	Research	Defon Sell	19.14%	44.22%	B	19	
2025/02/05	0.268	No Trade	No Trade	68.21%	30	Research	85	0	Absolutely no Trade		16.89%	41.63%	C	21	
2025/02/06	0.267	No Trade	No Trade	67.35%	0	Research	85	0	Absolutely no Trade		16.67%	40.19%	C	20	
2025/02/07	0.268	No Trade	No Trade	69.13%	0	Research	85	0	Absolutely no Trade		17.11%	39.38%	C	17	
2025/02/10	0.276	No Trade	No Trade	80.87%	50	Research	85	97	Research	Defon Sell	20.02%	40.56%	B	15	
2025/02/11	0.288	No Trade	No Trade	100.00%	50	Research	85	100	Research	Defon Sell	25.39%	44.44%	A	17	
2025/02/12	0.291	No Trade	No Trade	100.00%	50	Research	85	100	Research	Defon Sell	26.37%	42.40%	A	18	
2025/02/13	0.287	No Trade	No Trade	93.36%	50	Research	85	99	Research	Defon Sell	24.62%	42.50%	B	21	
2025/02/14	0.286	No Trade	No Trade	92.07%	50	Research	85	98	Research	Defon Sell	24.28%	40.18%	B	23	
2025/02/17	0.286	No Trade	No Trade	91.04%	50	Research	85	98	Research	Defon Sell	24.01%	40.15%	B	23	
2025/02/18	0.289	No Trade	No Trade	94.44%	50	Research	85	99	Research	Defon Sell	24.90%	32.17%	A	22	



Date	9 day	9 vs 21 day	33 day
2024/12/30	Buy_9day	Buy 9 vs 21	Buy 33_Day
2025/01/02	Buy_9day	Buy 9 vs 21	Buy 33_Day
2025/01/03	Buy_9day	Buy 9 vs 21	Buy 33_Day
2025/01/06	Buy_9day	Buy 9 vs 21	Buy 33_Day
2025/01/07	Sell_9day	Buy 9 vs 21	Buy 33_Day
2025/01/08	Sell_9day	Buy 9 vs 21	Buy 33_Day
2025/01/09	Sell_9day	Buy 9 vs 21	Buy 33_Day
2025/01/10	Buy_9day	Buy 9 vs 21	Buy 33_Day
2025/01/13	Sell_9day	Buy 9 vs 21	Buy 33_Day
2025/01/14	Buy_9day	Buy 9 vs 21	Buy 33_Day
2025/01/15	Sell_9day	Buy 9 vs 21	Buy 33_Day
2025/01/16	Buy_9day	Buy 9 vs 21	Buy 33_Day
2025/01/17	Buy_9day	Buy 9 vs 21	Buy 33_Day
2025/01/20	Buy_9day	Buy 9 vs 21	Buy 33_Day
2025/01/21	Buy_9day	Buy 9 vs 21	Buy 33_Day
2025/01/22	Sell_9day	Buy 9 vs 21	Buy 33_Day
2025/01/23	Sell_9day	Buy 9 vs 21	Buy 33_Day
2025/01/24	Buy_9day	Buy 9 vs 21	Buy 33_Day
2025/01/27	Buy_9day	Buy 9 vs 21	Buy 33_Day
2025/01/28	Buy_9day	Buy 9 vs 21	Buy 33_Day
2025/01/29	Buy_9day	Buy 9 vs 21	Buy 33_Day
2025/01/30	Buy_9day	Buy 9 vs 21	Buy 33_Day
2025/01/31	Buy_9day	Buy 9 vs 21	Buy 33_Day
2025/02/03	Buy_9day	Buy 9 vs 21	Buy 33_Day
2025/02/04	Buy_9day	Buy 9 vs 21	Buy 33_Day
2025/02/05	Buy_9day	Buy 9 vs 21	Buy 33_Day
2025/02/06	Buy_9day	Buy 9 vs 21	Buy 33_Day
2025/02/07	Buy_9day	Buy 9 vs 21	Buy 33_Day
2025/02/10	Buy_9day	Buy 9 vs 21	Buy 33_Day
2025/02/11	Buy_9day	Buy 9 vs 21	Buy 33_Day
2025/02/12	Buy_9day	Buy 9 vs 21	Buy 33_Day
2025/02/13	Buy_9day	Buy 9 vs 21	Buy 33_Day
2025/02/14	Buy_9day	Buy 9 vs 21	Buy 33_Day
2025/02/17	Buy_9day	Buy 9 vs 21	Buy 33_Day
2025/02/18	Buy_9day	Buy 9 vs 21	Buy 33_Day

Strategy Universe

Pairs_NYSE_Biotechnology

Ascendant guidance

Research

Strategy_Open Date

2025/01/24

Caterpillar Guidance

Trade

— ABBV.NYS

--- 21 per. Mov. Avg. (ABBV.NYS)

— Linear (ABBV.NYS)

— REGN.NAS

--- 21 per. Mov. Avg. (REGN.NAS)

— Linear (REGN.NAS)

(+) : Mom Days

103

(-) : Mom Days

0

Guided : Factor

66 day

324_Buy Guidance

0.0%

324_Sell Guidance

99.3%

Mom_75 (days)

32.2%

9 vs 21 day

4.66%

Price vs 9 day

2.32%

S
e
l
l

AME.NYS

Ametek

Industrial

Electrical Equipment

New York

Market Cap : (B)

45 656

Follow the " 3day to 5day waiting period " before entering the trade : understand the Graph, Trend and Variables

NDSN.NAS

Nordson Corporation

Industrial

Machinery

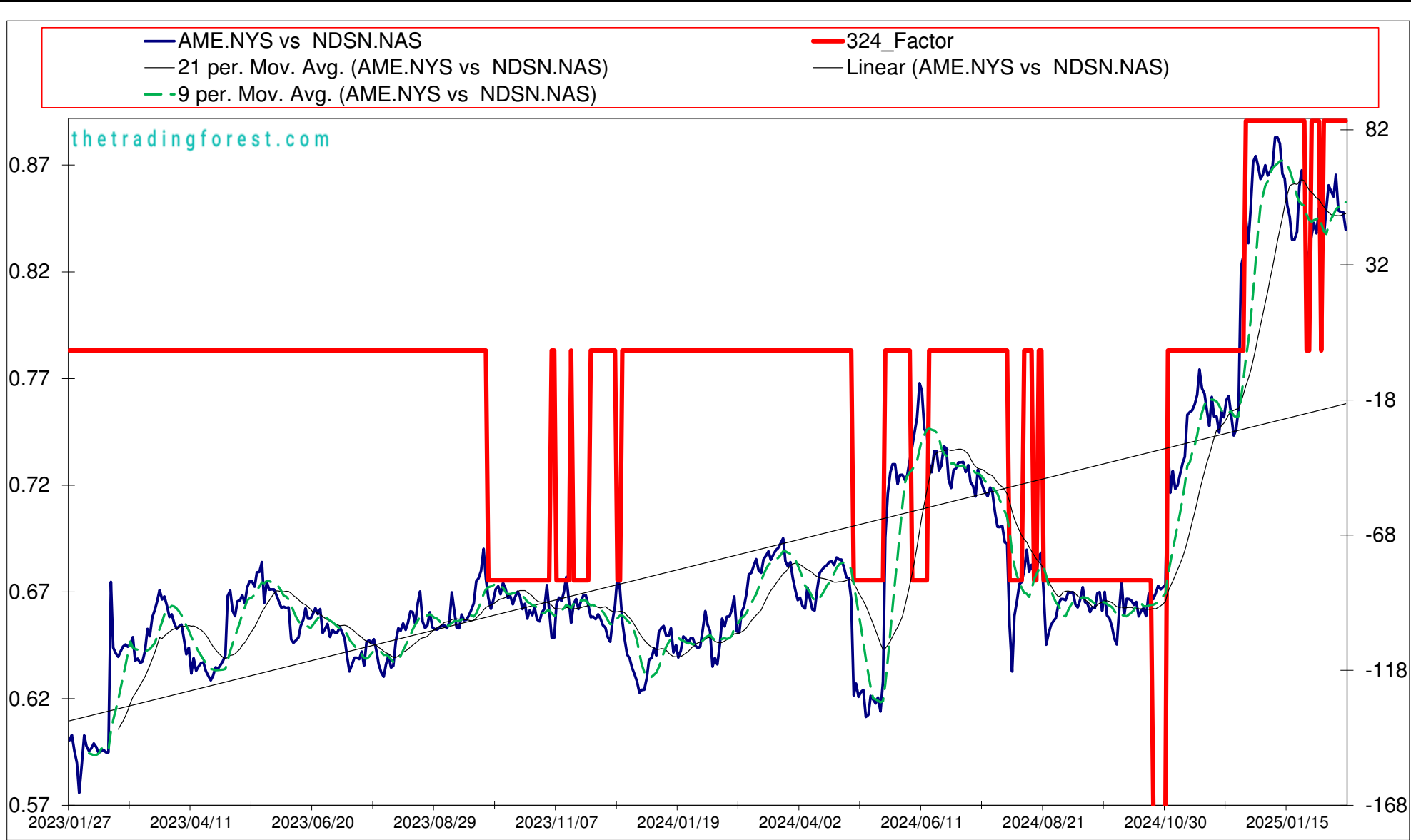
New York

Market Cap : (B)



14 940

Plan your enrty levels. Focus on the process not the outcome. Expect further short-term deviation from the trade signal. "Patience"

-2.295														48.553		-21.153	
Date	Price or Relative Price	Short_Term_ Radar	Medium_ Term_Radar	Caterpillar_ %	Wise_ Owl(Rnk)	324_Factor	Factor_324	Defcon _Index	Defcon _Index_Trade	Margin of Safety	75_Day_Mom	Trade_Rating (Guidance)	Trendsum				
2024/12/18	0.849	No Trade	No Trade	72.12%	50	Research	85	100	Research Defon Sell	10.50%	26.84%	A	3				
2024/12/19	0.872	No Trade	No Trade	91.51%	50	Research	85	100	Research Defon Sell	13.32%	30.10%	A	5				
2024/12/20	0.874	No Trade	No Trade	93.53%	50	Research	85	100	Research Defon Sell	13.61%	31.62%	A	9				
2024/12/23	0.870	No Trade	No Trade	88.47%	50	Research	85	99	Research Defon Sell	12.88%	31.24%	A	13				
2024/12/27	0.864	No Trade	No Trade	81.40%	50	Research	85	99	Research Defon Sell	11.85%	29.56%	B	16				
2024/12/30	0.865	No Trade	No Trade	81.99%	50	Research	85	99	Research Defon Sell	11.93%	28.74%	B	16				
2025/01/02	0.870	No Trade	No Trade	84.92%	50	Research	85	100	Research Defon Sell	12.36%	30.79%	A	13				
2025/01/03	0.865	No Trade	No Trade	80.22%	50	Research	85	99	Research Defon Sell	11.67%	30.21%	B	11				
2025/01/06	0.867	No Trade	No Trade	80.74%	50	Research	85	99	Research Defon Sell	11.75%	31.24%	A	11				
2025/01/07	0.870	No Trade	No Trade	88.64%	50	Research	85	99	Research Defon Sell	12.06%	31.23%	A	10				
2025/01/08	0.883	No Trade	No Trade	100.00%	50	Research	85	100	Research Defon Sell	13.71%	33.30%	A	14				
2025/01/09	0.883	No Trade	No Trade	99.60%	50	Research	85	100	Research Defon Sell	13.66%	31.90%	A	17				
2025/01/10	0.880	No Trade	No Trade	96.58%	50	Research	85	100	Research Defon Sell	13.24%	31.39%	A	19				
2025/01/13	0.866	No Trade	No Trade	82.00%	50	Research	85	98	Research Defon Sell	11.24%	30.96%	B	20				
2025/01/14	0.864	Sell_Panda_ST	No Trade	79.58%	50	Research	85	98	Research Defon Sell	10.91%	28.91%	B	18				
2025/01/15	0.851	Sell_Panda_ST	Sell_Panda_ST	67.66%	50	Research	85	96	Research Defon Sell	9.28%	29.20%	B	16				
2025/01/16	0.846	No Trade	No Trade	62.07%	50	Research	85	96	Research Defon Sell	8.51%	28.63%	B	11				
2025/01/17	0.835	No Trade	No Trade	51.77%	0	Research	85	0	Absolutely no Trade	7.10%	27.75%	C	6				
2025/01/20	0.835	No Trade	No Trade	50.66%	0	Research	85	0	Absolutely no Trade	6.95%	28.83%	C	3				
2025/01/21	0.839	No Trade	No Trade	53.67%	0	Research	85	0	Absolutely no Trade	7.36%	29.96%	C	-2				
2025/01/22	0.860	No Trade	No Trade	73.05%	50	Research	85	97	Research Defon Sell	10.02%	29.85%	B	-5				
2025/01/23	0.868	No Trade	No Trade	79.73%	50	Research	85	98	Research Defon Sell	10.93%	28.53%	B	-4				
2025/01/24	0.862	No Trade	No Trade	74.14%	50	Research	85	98	Research Defon Sell	10.16%	30.84%	B	-2				
2025/01/27	0.825	No Trade	No Trade	38.93%	0	Absolutely No	0	0	Absolutely no Trade	5.34%	23.78%	C	-3				
2025/01/28	0.829	No Trade	No Trade	42.31%	0	Absolutely No	0	0	Absolutely no Trade	5.80%	24.40%	C	-4				
2025/01/29	0.837	No Trade	No Trade	49.32%	0	Research	85	0	Absolutely no Trade	6.76%	25.73%	C	-8				
2025/01/30	0.843	No Trade	No Trade	54.23%	50	Research	85	95	Research Defon Sell	7.43%	26.97%	B	-11				
2025/01/31	0.838	No Trade	No Trade	49.24%	0	Research	85	0	Absolutely no Trade	6.75%	25.96%	C	-13				
2025/02/03	0.850	No Trade	No Trade	59.15%	50	Research	85	96	Research Defon Sell	8.11%	29.05%	B	-13				
2025/02/04	0.831	No Trade	No Trade	41.49%	0	Absolutely No	0	0	Absolutely no Trade	5.69%	25.72%	C	-13				
2025/02/05	0.836	No Trade	No Trade	45.62%	0	Research	85	0	Absolutely no Trade	6.25%	26.22%	C	-15				
2025/02/06	0.850	No Trade	No Trade	57.64%	50	Research	85	96	Research Defon Sell	7.90%	28.97%	B	-14				
2025/02/07	0.861	No Trade	No Trade	67.57%	50	Research	85	97	Research Defon Sell	9.26%	28.74%	B	-9				
2025/02/10	0.858	No Trade	No Trade	63.83%	50	Research	85	97	Research Defon Sell	8.75%	27.93%	B	-6				
2025/02/11	0.855	No Trade	No Trade	61.19%	50	Research	85	97	Research Defon Sell	8.39%	28.28%	B	-2				
2025/02/12	0.865	No Trade	No Trade	70.19%	50	Research	85	98	Research Defon Sell	9.62%	29.31%	B	1				
2025/02/13	0.849	No Trade	No Trade	54.42%	50	Research	85	96	Research Defon Sell	7.46%	26.13%	B	1				
2025/02/14	0.848	No Trade	No Trade	53.37%	50	Research	85	96	Research Defon Sell	7.32%	26.35%	B	0				
2025/02/17	0.848	No Trade	No Trade	52.27%	50	Research	85	96	Research Defon Sell	7.17%	26.15%	B	0				
2025/02/18	0.840	No Trade	No Trade	44.31%	50	Research	85	95	Research Defon Sell	6.07%	24.74%	B	-1				



Date	9 day	9 vs 21 day	33 day
2024/12/30	Buy_9day	Buy 9 vs 21	Buy 33_Day
2025/01/02	Buy_9day	Buy 9 vs 21	Buy 33_Day
2025/01/03	Buy_9day	Buy 9 vs 21	Buy 33_Day
2025/01/06	Buy_9day	Buy 9 vs 21	Buy 33_Day
2025/01/07	Buy_9day	Buy 9 vs 21	Buy 33_Day
2025/01/08	Buy_9day	Buy 9 vs 21	Buy 33_Day
2025/01/09	Buy_9day	Buy 9 vs 21	Buy 33_Day
2025/01/10	Buy_9day	Buy 9 vs 21	Buy 33_Day
2025/01/13	Sell_9day	Buy 9 vs 21	Buy 33_Day
2025/01/14	Sell_9day	Buy 9 vs 21	Buy 33_Day
2025/01/15	Sell_9day	Buy 9 vs 21	Buy 33_Day
2025/01/16	Sell_9day	Buy 9 vs 21	Buy 33_Day
2025/01/17	Sell_9day	Buy 9 vs 21	Buy 33_Day
2025/01/20	Sell_9day	Sell 9 vs 21	Buy 33_Day
2025/01/21	Sell_9day	Sell 9 vs 21	Buy 33_Day
2025/01/22	Buy_9day	Sell 9 vs 21	Buy 33_Day
2025/01/23	Buy_9day	Sell 9 vs 21	Buy 33_Day
2025/01/24	Buy_9day	Sell 9 vs 21	Buy 33_Day
2025/01/27	Sell_9day	Sell 9 vs 21	Sell 33_Day
2025/01/28	Sell_9day	Sell 9 vs 21	Sell 33_Day
2025/01/29	Sell_9day	Sell 9 vs 21	Sell 33_Day
2025/01/30	Sell_9day	Sell 9 vs 21	Sell 33_Day
2025/01/31	Sell_9day	Sell 9 vs 21	Sell 33_Day
2025/02/03	Buy_9day	Sell 9 vs 21	Sell 33_Day
2025/02/04	Sell_9day	Sell 9 vs 21	Sell 33_Day
2025/02/05	Sell_9day	Sell 9 vs 21	Sell 33_Day
2025/02/06	Buy_9day	Sell 9 vs 21	Sell 33_Day
2025/02/07	Buy_9day	Sell 9 vs 21	Buy 33_Day
2025/02/10	Buy_9day	Sell 9 vs 21	Buy 33_Day
2025/02/11	Buy_9day	Buy 9 vs 21	Sell 33_Day
2025/02/12	Buy_9day	Buy 9 vs 21	Buy 33_Day
2025/02/13	Sell_9day	Buy 9 vs 21	Sell 33_Day
2025/02/14	Sell_9day	Buy 9 vs 21	Sell 33_Day
2025/02/17	Sell_9day	Buy 9 vs 21	Sell 33_Day
2025/02/18	Sell_9day	Buy 9 vs 21	Sell 33_Day

Strategy Universe	Pairs_NYSE_Industrial	Ascendant guidance	Trade	Strategy_Open Date	2025/01/24	Caterpillar Guidance	Trade	
<div><div><div>— AME.NYS - - - 21 per. Mov. Avg. (AME.NYS) — Linear (AME.NYS)</div></div><div><div>— NDSN.NAS - - - 21 per. Mov. Avg. (NDSN.NAS) — Linear (NDSN.NAS)</div></div></div>							(+) : Mom Days	76
							(-) : Mom Days	0
							Guided : Factor	66 day
							324_Buy Guidance	0.0%
							324_Sell Guidance	95.1%
							Mom_75 (days)	24.7%
							9 vs 21 day	0.63%
							Price vs 9 day	-1.50%

S
e
l
l

BKR.NAS

Baker Hughes

Energy

Energy Equipment & Services

New York

Market Cap : (B)

43 787

FANG.NAS

Diamondback Energy

Energy

Oil, Gas & Consumable Fuels

New York

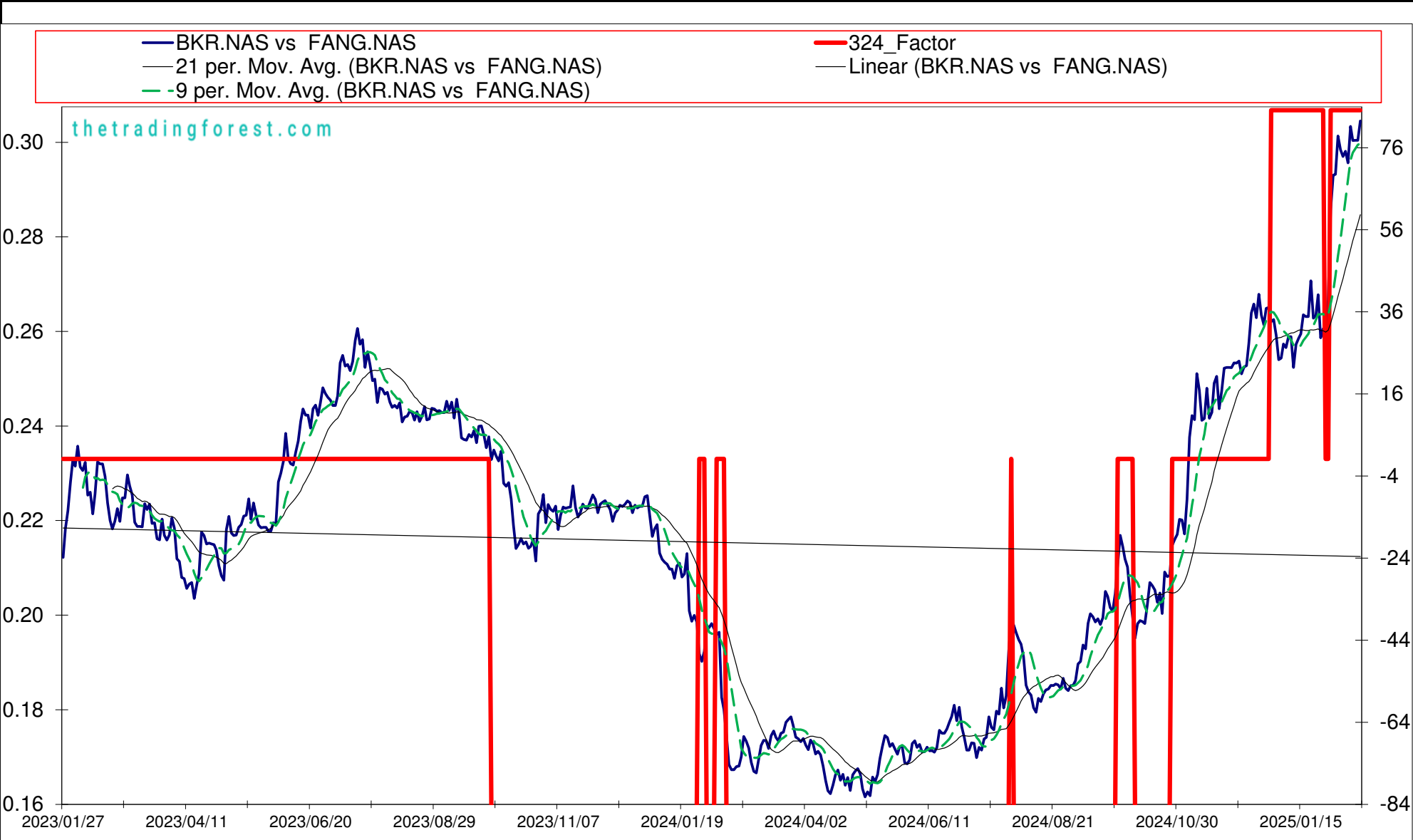
Market Cap : (B)

54 103

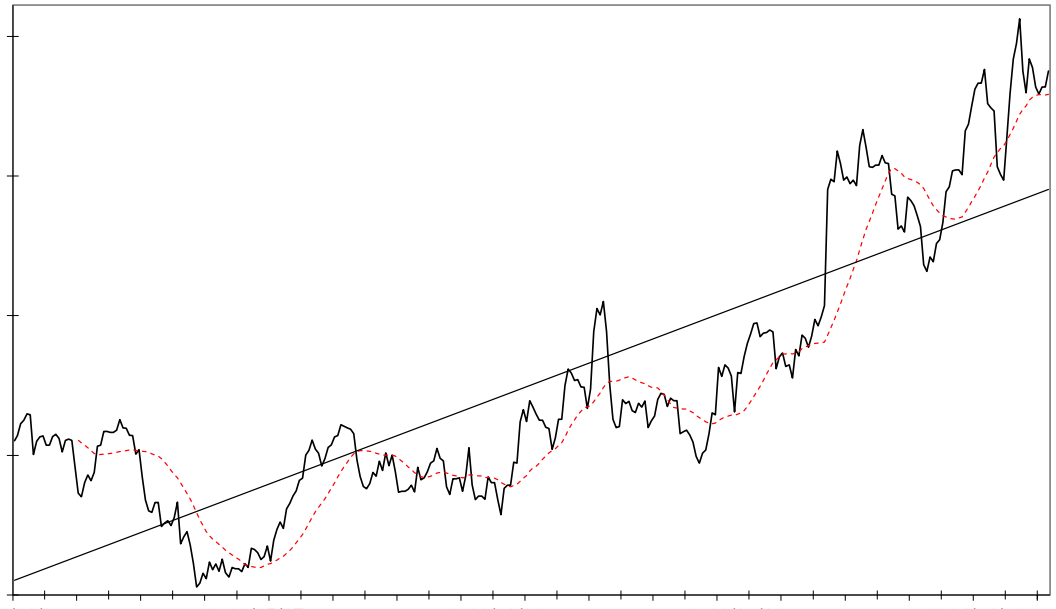
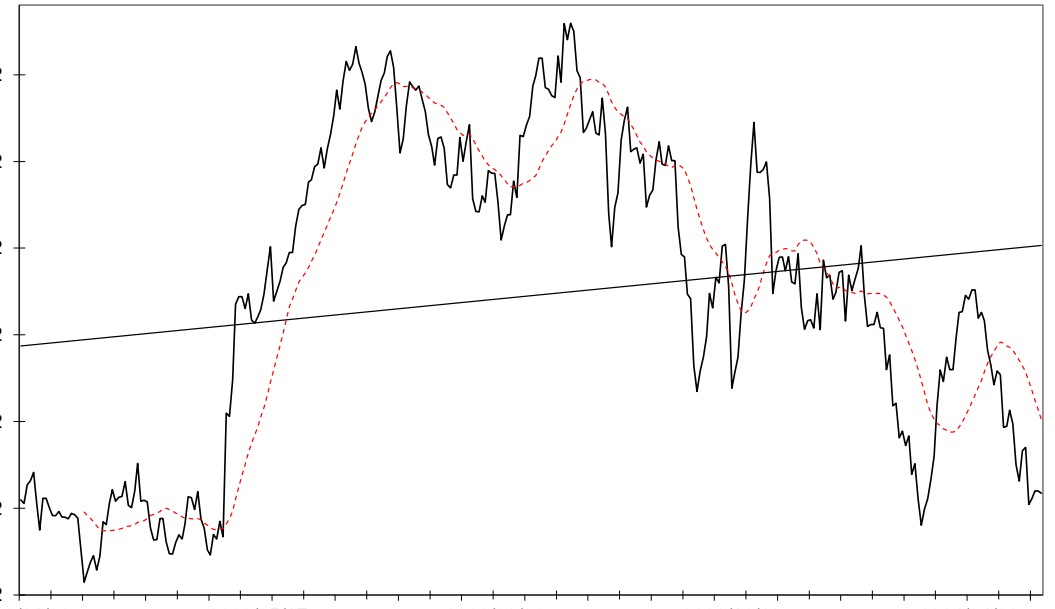
Follow the " 3day to 5day waiting period " before entering the trade : understand the Graph, Trend and Variables

Plan your enrty levels. Focus on the process not the outcome. Expect further short-term deviation from the trade signal. "Patience"

-2.26960.512-26.665														
Date	Price or Relative Price	Short_Term_ Radar	Medium_ Term_Radar	Caterpillar_ %	Wise_ Owl(Rnk)	324_Factor	Factor_324	Defcon _Index	Defcon _Index_Trade	Margin of Safety	75_Day_Mom	Trade_Rating (Guidance)	Trendsum	
2024/12/18	0.257	No Trade	No Trade	29.35%	0	Absolutely No	0	98	Research Defon Sell	13.46%	38.39%	C	28	
2024/12/19	0.260	No Trade	No Trade	32.56%	0	Absolutely No	0	99	Research Defon Sell	14.93%	37.70%	C	28	
2024/12/20	0.260	No Trade	No Trade	32.60%	0	Absolutely No	0	99	Research Defon Sell	14.95%	38.43%	C	27	
2024/12/23	0.257	Sell_Panda_ST	No Trade	29.22%	50	Research	85	98	Research Defon Sell	13.39%	32.98%	B	24	
2024/12/27	0.258	Sell_Panda_ST	No Trade	29.04%	50	Research	85	98	Research Defon Sell	13.31%	31.85%	B	21	
2024/12/30	0.254	Sell_Panda_ST	No Trade	25.36%	50	Research	85	97	Research Defon Sell	11.63%	30.53%	B	16	
2025/01/02	0.249	No Trade	No Trade	20.00%	0	Research	85	0	Absolutely no Trade	9.17%	28.64%	C	11	
2025/01/03	0.250	No Trade	No Trade	20.33%	0	Research	85	0	Absolutely no Trade	9.25%	28.37%	C	6	
2025/01/06	0.252	No Trade	No Trade	23.37%	50	Research	85	96	Research Defon Sell	10.33%	30.69%	B	2	
2025/01/07	0.252	No Trade	No Trade	22.73%	50	Research	85	96	Research Defon Sell	9.93%	29.32%	B	0	
2025/01/08	0.254	No Trade	No Trade	24.91%	50	Research	85	97	Research Defon Sell	10.88%	26.91%	B	-1	
2025/01/09	0.254	No Trade	No Trade	26.07%	50	Research	85	97	Research Defon Sell	10.81%	27.59%	B	-1	
2025/01/10	0.248	No Trade	No Trade	19.05%	0	Research	85	0	Absolutely no Trade	7.90%	25.80%	C	-7	
2025/01/13	0.252	No Trade	No Trade	24.00%	50	Research	85	96	Research Defon Sell	9.82%	28.79%	B	-12	
2025/01/14	0.254	No Trade	No Trade	25.16%	50	Research	85	96	Research Defon Sell	10.30%	27.03%	B	-16	
2025/01/15	0.255	No Trade	No Trade	26.01%	50	Research	85	97	Research Defon Sell	10.65%	23.66%	B	-16	
2025/01/16	0.259	No Trade	No Trade	33.63%	50	Research	85	98	Research Defon Sell	12.33%	21.98%	B	-16	
2025/01/17	0.258	No Trade	No Trade	33.38%	50	Research	85	98	Research Defon Sell	12.11%	23.18%	B	-12	
2025/01/20	0.258	No Trade	No Trade	32.81%	50	Research	85	98	Research Defon Sell	11.90%	24.77%	B	-9	
2025/01/21	0.266	No Trade	No Trade	44.35%	50	Research	85	100	Research Defon Sell	15.09%	29.48%	A	-6	
2025/01/22	0.258	No Trade	No Trade	35.81%	50	Research	85	97	Research Defon Sell	11.61%	29.35%	B	-4	
2025/01/23	0.259	No Trade	No Trade	36.34%	50	Research	85	97	Research Defon Sell	11.78%	32.63%	B	-2	
2025/01/24	0.263	No Trade	No Trade	41.98%	50	Research	85	99	Research Defon Sell	13.61%	38.17%	B	0	
2025/01/27	0.254	No Trade	No Trade	29.21%	50	Research	85	95	Research Defon Sell	9.47%	31.28%	B	-2	
2025/01/28	0.256	No Trade	No Trade	31.56%	50	Research	85	96	Research Defon Sell	10.23%	31.80%	B	-6	
2025/01/29	0.252	No Trade	No Trade	26.52%	0	Absolutely No	0	0	Absolutely no Trade	8.60%	30.07%	C	-10	
2025/01/30	0.262	No Trade	No Trade	39.12%	0	Absolutely No	0	98	Research Defon Sell	12.68%	35.35%	C	-15	
2025/01/31	0.281	No Trade	No Trade	64.45%	50	Research	85	100	Research Defon Sell	20.89%	42.37%	A	-14	
2025/02/03	0.288	No Trade	No Trade	73.32%	50	Research	85	100	Research Defon Sell	23.77%	42.64%	A	-12	
2025/02/04	0.288	No Trade	No Trade	73.37%	50	Research	85	100	Research Defon Sell	23.78%	43.22%	A	-9	
2025/02/05	0.296	No Trade	No Trade	83.85%	50	Research	85	100	Research Defon Sell	27.18%	47.89%	A	-4	
2025/02/06	0.294	No Trade	No Trade	79.74%	50	Research	85	99	Research Defon Sell	25.85%	48.39%	A	1	
2025/02/07	0.292	No Trade	No Trade	77.65%	50	Research	85	99	Research Defon Sell	25.17%	46.21%	B	4	
2025/02/10	0.293	No Trade	No Trade	80.19%	50	Research	85	99	Research Defon Sell	25.41%	50.00%	B	7	
2025/02/11	0.291	No Trade	No Trade	76.59%	50	Research	85	98	Research Defon Sell	24.27%	42.34%	B	7	
2025/02/12	0.299	No Trade	No Trade	86.80%	50	Research	85	100	Research Defon Sell	27.51%	46.84%	A	10	
2025/02/13	0.296	No Trade	No Trade	82.48%	50	Research	85	99	Research Defon Sell	26.14%	45.22%	B	11	
2025/02/14	0.296	No Trade	No Trade	82.30%	50	Research	85	99	Research Defon Sell	26.08%	40.82%	A	12	
2025/02/17	0.296	No Trade	No Trade	81.57%	50	Research	85	99	Research Defon Sell	25.85%	39.96%	A	13	
2025/02/18	0.300	No Trade	No Trade	86.88%	50	Research	85	100	Research Defon Sell	27.53%	41.21%	A	17	



Date	9 day	9 vs 21 day	33 day
2024/12/30	Sell_9day	Buy 9 vs 21	Buy 33_Day
2025/01/02	Sell_9day	Buy 9 vs 21	Sell 33_Day
2025/01/03	Sell_9day	Buy 9 vs 21	Sell 33_Day
2025/01/06	Sell_9day	Buy 9 vs 21	Buy 33_Day
2025/01/07	Sell_9day	Buy 9 vs 21	Buy 33_Day
2025/01/08	Buy_9day	Sell 9 vs 21	Buy 33_Day
2025/01/09	Buy_9day	Sell 9 vs 21	Buy 33_Day
2025/01/10	Sell_9day	Sell 9 vs 21	Sell 33_Day
2025/01/13	Buy_9day	Sell 9 vs 21	Buy 33_Day
2025/01/14	Buy_9day	Sell 9 vs 21	Buy 33_Day
2025/01/15	Buy_9day	Sell 9 vs 21	Buy 33_Day
2025/01/16	Buy_9day	Sell 9 vs 21	Buy 33_Day
2025/01/17	Buy_9day	Sell 9 vs 21	Buy 33_Day
2025/01/20	Buy_9day	Sell 9 vs 21	Buy 33_Day
2025/01/21	Buy_9day	Buy 9 vs 21	Buy 33_Day
2025/01/22	Buy_9day	Buy 9 vs 21	Buy 33_Day
2025/01/23	Buy_9day	Buy 9 vs 21	Buy 33_Day
2025/01/24	Buy_9day	Buy 9 vs 21	Buy 33_Day
2025/01/27	Sell_9day	Buy 9 vs 21	Sell 33_Day
2025/01/28	Sell_9day	Buy 9 vs 21	Sell 33_Day
2025/01/29	Sell_9day	Buy 9 vs 21	Sell 33_Day
2025/01/30	Buy_9day	Buy 9 vs 21	Buy 33_Day
2025/01/31	Buy_9day	Buy 9 vs 21	Buy 33_Day
2025/02/03	Buy_9day	Buy 9 vs 21	Buy 33_Day
2025/02/04	Buy_9day	Buy 9 vs 21	Buy 33_Day
2025/02/05	Buy_9day	Buy 9 vs 21	Buy 33_Day
2025/02/06	Buy_9day	Buy 9 vs 21	Buy 33_Day
2025/02/07	Buy_9day	Buy 9 vs 21	Buy 33_Day
2025/02/10	Buy_9day	Buy 9 vs 21	Buy 33_Day
2025/02/11	Buy_9day	Buy 9 vs 21	Buy 33_Day
2025/02/12	Buy_9day	Buy 9 vs 21	Buy 33_Day
2025/02/13	Buy_9day	Buy 9 vs 21	Buy 33_Day
2025/02/14	Buy_9day	Buy 9 vs 21	Buy 33_Day
2025/02/17	Buy_9day	Buy 9 vs 21	Buy 33_Day
2025/02/18	Buy_9day	Buy 9 vs 21	Buy 33_Day

Strategy Universe		Pairs_NYSE_Energy		Ascendant guidance		Research		Strategy_Open Date		2025/01/24		Caterpillar Guidance		Trade																					
<div><div><p>— BKR.NAS - - - 21 per. Mov. Avg. (BKR.NAS) — Linear (BKR.NAS)</p></div></div>		<div><div><p>— FANG.NAS - - - 21 per. Mov. Avg. (FANG.NAS) — Linear (FANG.NAS)</p></div></div>		(+) : Mom Days		153		(-) : Mom Days		0		Guided : Factor		66 day		324_Buy Guidance		0.0%		324_Sell Guidance		100.0%		Mom_75 (days)		41.2%		9 vs 21 day		5.39%		Price vs 9 day		1.60%	

S
e
l
l

ITW.NYS

Illinois Tool Works

Industrial

Machinery

New York

Market Cap : (B)

80 897

NDSN.NAS

Nordson Corporation

Industrial

Machinery

New York

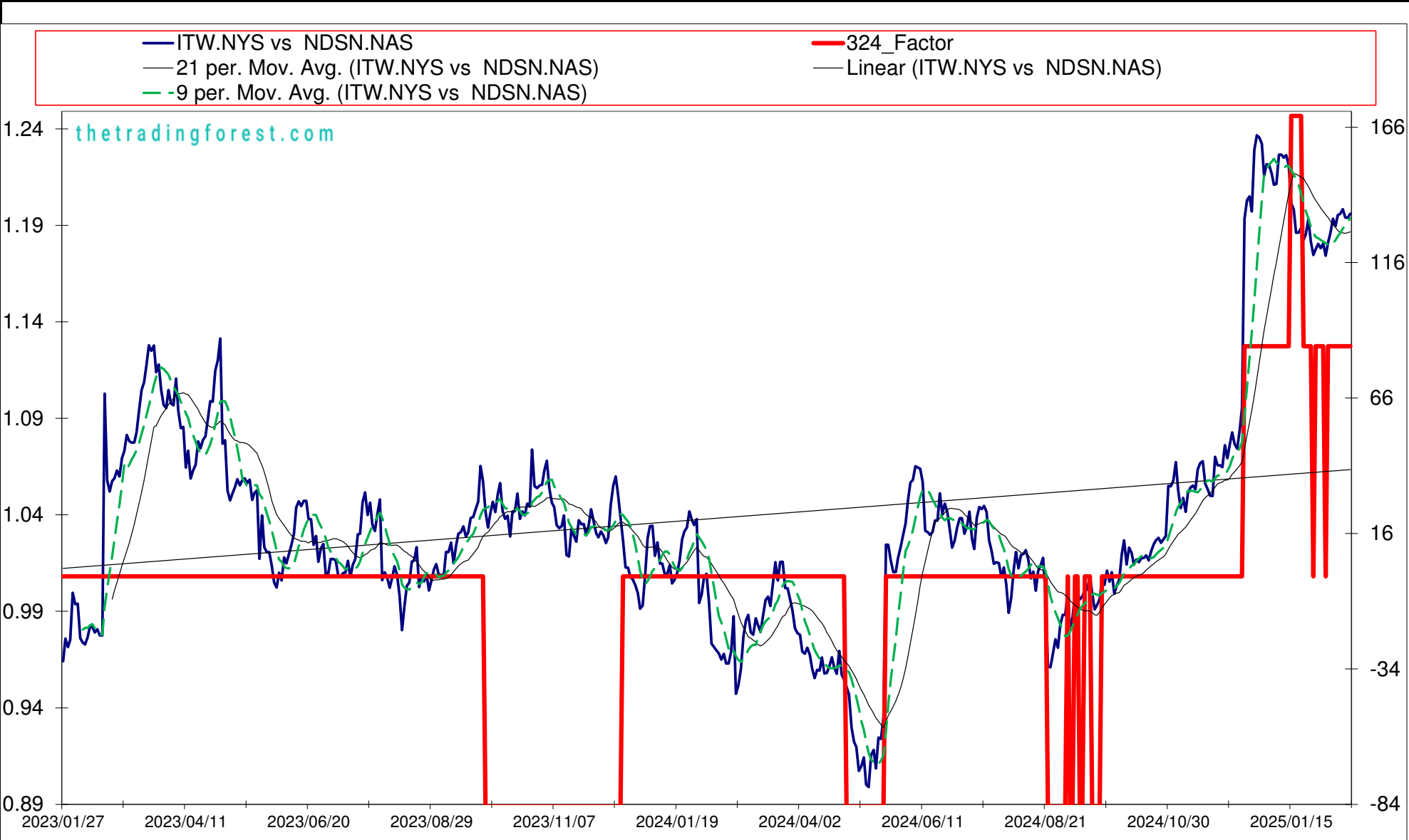
Market Cap : (B)

14 940

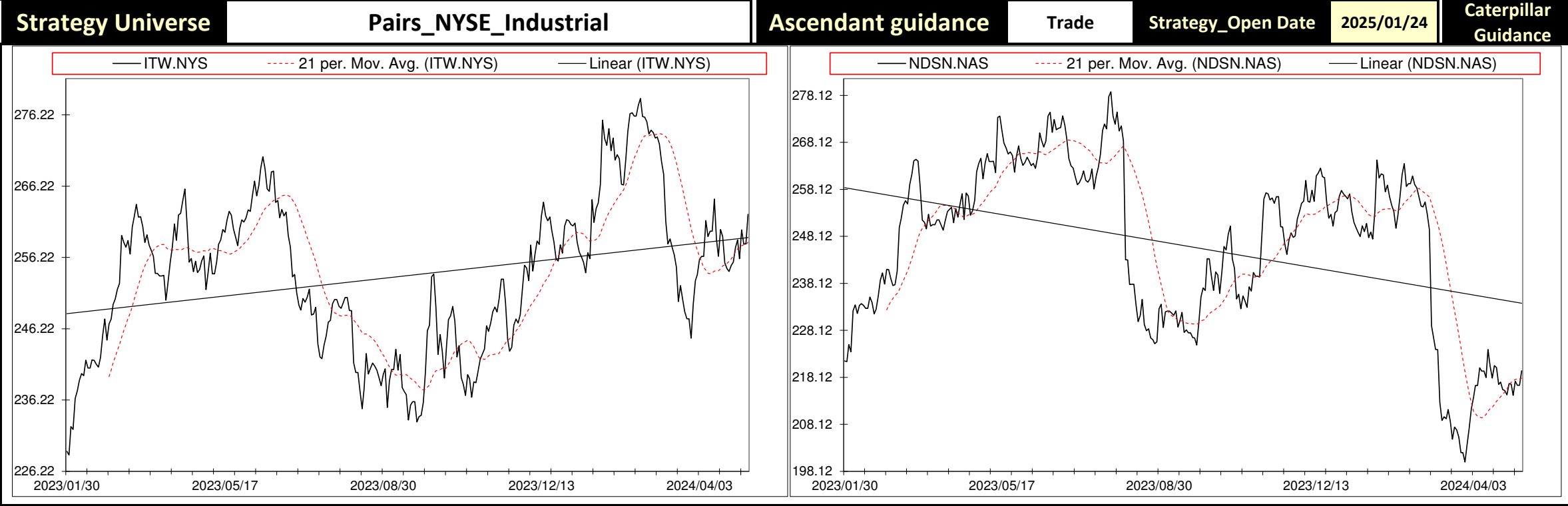
Follow the " 3day to 5day waiting period " before entering the trade : understand the Graph, Trend and Variables

Plan your enrty levels. Focus on the process not the outcome. Expect further short-term deviation from the trade signal. "Patience"

-2.356														32.061		-13.607	
Date	Price or Relative Price	Short_Term_ Radar	Medium_ Term_Radar	Caterpillar_ %	Wise_ Owl(Rnk)	324_Factor	Factor_324	Defcon _Index	Defcon _Index_Trade	Margin of Safety	75_Day_Mom	Trade_Rating (Guidance)	Trendsum				
2024/12/18	1.228	No Trade	No Trade	93.11%	60	Research	85	100	Research Defon Sell	12.23%	24.55%	A	35				
2024/12/19	1.235	No Trade	No Trade	98.19%	60	Research	85	100	Research Defon Sell	12.90%	23.87%	A	37				
2024/12/20	1.234	No Trade	No Trade	97.04%	60	Research	85	100	Research Defon Sell	12.75%	23.72%	A	39				
2024/12/23	1.231	No Trade	No Trade	94.05%	60	Research	85	100	Research Defon Sell	12.36%	23.73%	A	39				
2024/12/27	1.214	No Trade	No Trade	81.48%	50	Research	85	98	Research Defon Sell	10.71%	21.88%	B	38				
2024/12/30	1.220	No Trade	No Trade	84.82%	50	Research	85	99	Research Defon Sell	11.14%	22.05%	B	34				
2025/01/02	1.220	Sell_Panda_ST	No Trade	83.72%	50	Research	85	99	Research Defon Sell	11.00%	22.01%	B	30				
2025/01/03	1.216	Sell_Panda_ST	No Trade	80.46%	50	Research	85	98	Research Defon Sell	10.57%	20.71%	B	28				
2025/01/06	1.210	Sell_Panda_ST	No Trade	75.67%	50	Research	85	98	Research Defon Sell	9.94%	21.19%	B	24				
2025/01/07	1.210	Sell_Panda_ST	No Trade	77.07%	50	Research	85	98	Research Defon Sell	9.94%	22.27%	B	19				
2025/01/08	1.225	No Trade	No Trade	87.47%	50	Research	85	99	Research Defon Sell	11.29%	23.51%	A	16				
2025/01/09	1.225	No Trade	No Trade	87.20%	50	Research	85	99	Research Defon Sell	11.25%	23.13%	A	13				
2025/01/10	1.224	No Trade	No Trade	85.89%	50	Research	85	99	Research Defon Sell	11.08%	21.78%	A	12				
2025/01/13	1.225	No Trade	No Trade	85.99%	50	Research	85	99	Research Defon Sell	11.09%	22.22%	A	13				
2025/01/14	1.220	No Trade	No Trade	81.94%	50	Research	85	99	Research Defon Sell	10.57%	20.80%	B	11				
2025/01/15	1.200	No Trade	No Trade	67.95%	60	Research	170	97	Research Defon Sell	8.77%	19.53%	AA	7				
2025/01/16	1.197	No Trade	No Trade	65.46%	60	Research	170	97	Research Defon Sell	8.45%	18.65%	A	2				
2025/01/17	1.185	No Trade	No Trade	56.72%	60	Research	170	96	Research Defon Sell	7.32%	18.74%	A	-2				
2025/01/20	1.185	No Trade	No Trade	55.95%	60	Research	170	96	Research Defon Sell	7.22%	18.25%	A	-6				
2025/01/21	1.187	No Trade	No Trade	57.31%	60	Research	170	96	Research Defon Sell	7.39%	18.13%	A	-11				
2025/01/22	1.181	No Trade	No Trade	52.78%	50	Research	85	96	Research Defon Sell	6.81%	15.98%	B	-16				
2025/01/23	1.184	No Trade	No Trade	54.65%	50	Research	85	96	Research Defon Sell	7.05%	15.47%	B	-20				
2025/01/24	1.192	No Trade	No Trade	59.79%	50	Research	85	96	Research Defon Sell	7.71%	17.67%	B	-23				
2025/01/27	1.180	No Trade	No Trade	50.81%	50	Research	85	96	Research Defon Sell	6.56%	15.51%	B	-24				
2025/01/28	1.173	No Trade	No Trade	45.80%	0	Absolutely No	0	0	Absolutely no Trade	5.91%	15.15%	C	-26				
2025/01/29	1.176	No Trade	No Trade	47.60%	50	Research	85	95	Research Defon Sell	6.14%	16.14%	B	-26				
2025/01/30	1.179	No Trade	No Trade	49.31%	50	Research	85	95	Research Defon Sell	6.36%	16.11%	B	-28				
2025/01/31	1.177	No Trade	No Trade	47.51%	50	Research	85	95	Research Defon Sell	6.13%	16.05%	B	-30				
2025/02/03	1.179	No Trade	No Trade	48.34%	50	Research	85	95	Research Defon Sell	6.24%	16.03%	B	-32				
2025/02/04	1.173	No Trade	No Trade	43.79%	0	Absolutely No	0	0	Absolutely no Trade	5.65%	15.41%	C	-34				
2025/02/05	1.179	No Trade	No Trade	48.11%	50	Research	85	95	Research Defon Sell	6.21%	15.90%	B	-34				
2025/02/06	1.185	No Trade	No Trade	51.57%	50	Research	85	96	Research Defon Sell	6.65%	16.73%	B	-33				
2025/02/07	1.192	No Trade	No Trade	56.35%	50	Research	85	96	Research Defon Sell	7.27%	16.89%	B	-31				
2025/02/10	1.188	No Trade	No Trade	52.94%	50	Research	85	96	Research Defon Sell	6.83%	16.11%	B	-27				
2025/02/11	1.194	No Trade	No Trade	56.66%	50	Research	85	97	Research Defon Sell	7.31%	16.44%	B	-21				
2025/02/12	1.195	No Trade	No Trade	56.90%	50	Research	85	97	Research Defon Sell	7.34%	16.36%	B	-15				
2025/02/13	1.197	No Trade	No Trade	58.30%	50	Research	85	97	Research Defon Sell	7.52%	16.89%	B	-10				
2025/02/14	1.193	No Trade	No Trade	54.98%	50	Research	85	97	Research Defon Sell	7.09%	16.25%	B	-7				
2025/02/17	1.193	No Trade	No Trade	54.22%	50	Research	85	97	Research Defon Sell	7.00%	16.05%	B	-6				
2025/02/18	1.195	No Trade	No Trade	55.37%	50	Research	85	97	Research Defon Sell	7.14%	13.39%	C	-4				



Date	9 day	9 vs 21 day	33 day
2024/12/30	Buy_9day	Buy 9 vs 21	Buy 33_Day
2025/01/02	Sell_9day	Buy 9 vs 21	Buy 33_Day
2025/01/03	Sell_9day	Buy 9 vs 21	Buy 33_Day
2025/01/06	Sell_9day	Buy 9 vs 21	Buy 33_Day
2025/01/07	Sell_9day	Buy 9 vs 21	Buy 33_Day
2025/01/08	Buy_9day	Buy 9 vs 21	Buy 33_Day
2025/01/09	Buy_9day	Buy 9 vs 21	Buy 33_Day
2025/01/10	Buy_9day	Buy 9 vs 21	Buy 33_Day
2025/01/13	Buy_9day	Buy 9 vs 21	Buy 33_Day
2025/01/14	Buy_9day	Buy 9 vs 21	Buy 33_Day
2025/01/15	Sell_9day	Buy 9 vs 21	Buy 33_Day
2025/01/16	Sell_9day	Sell 9 vs 21	Buy 33_Day
2025/01/17	Sell_9day	Sell 9 vs 21	Buy 33_Day
2025/01/20	Sell_9day	Sell 9 vs 21	Buy 33_Day
2025/01/21	Sell_9day	Sell 9 vs 21	Buy 33_Day
2025/01/22	Sell_9day	Sell 9 vs 21	Buy 33_Day
2025/01/23	Sell_9day	Sell 9 vs 21	Buy 33_Day
2025/01/24	Sell_9day	Sell 9 vs 21	Buy 33_Day
2025/01/27	Sell_9day	Sell 9 vs 21	Sell 33_Day
2025/01/28	Sell_9day	Sell 9 vs 21	Sell 33_Day
2025/01/29	Sell_9day	Sell 9 vs 21	Sell 33_Day
2025/01/30	Sell_9day	Sell 9 vs 21	Sell 33_Day
2025/01/31	Sell_9day	Sell 9 vs 21	Sell 33_Day
2025/02/03	Sell_9day	Sell 9 vs 21	Sell 33_Day
2025/02/04	Sell_9day	Sell 9 vs 21	Sell 33_Day
2025/02/05	Buy_9day	Sell 9 vs 21	Sell 33_Day
2025/02/06	Buy_9day	Sell 9 vs 21	Sell 33_Day
2025/02/07	Buy_9day	Sell 9 vs 21	Sell 33_Day
2025/02/10	Buy_9day	Sell 9 vs 21	Sell 33_Day
2025/02/11	Buy_9day	Sell 9 vs 21	Sell 33_Day
2025/02/12	Buy_9day	Sell 9 vs 21	Sell 33_Day
2025/02/13	Buy_9day	Buy 9 vs 21	Buy 33_Day
2025/02/14	Buy_9day	Buy 9 vs 21	Sell 33_Day
2025/02/17	Buy_9day	Buy 9 vs 21	Sell 33_Day
2025/02/18	Buy_9day	Buy 9 vs 21	Buy 33_Day



Caterpillar Guidance	Trade
(+) : Mom Days	94
(-) : Mom Days	0
Guided : Factor	66 day
324_Buy Guidance	0.0%
324_Sell Guidance	96.7%
Mom_75 (days)	13.4%
9 vs 21 day	0.59%
Price vs 9 day	0.20%

S
e
l
l

MCD.NYS

McDonald's Corporation

Consumer Discretionary

Hotels, Restaurants & Leisure

New York

Market Cap : (B)

208 020

CPB.NYS

Campbell Soup Company

Consumer Staples

Food Products

New York

Market Cap : (B)

#VALUE!

Follow the " 3day to 5day waiting period " before entering the trade : understand the Graph, Trend and Variables

Plan your enrty levels. Focus on the process not the outcome. Expect further short-term deviation from the trade signal. "Patience"

-2.906														8.681		-2.988	
Date	Price or Relative Price	Short_Term_ Radar	Medium_ Term_Radar	Caterpillar_ %	Wise_ Owl(Rnk)	324_Factor	Factor_324	Defcon _Index	Defcon _Index_Trade	Margin of Safety	75_Day_Mom	Trade_Rating (Guidance)	Trendsum				
2024/12/18	6.982	No Trade	No Trade	56.00%	50	Research	85	99	Research Defon Sell	7.10%	24.48%	B	-13				
2024/12/19	6.980	No Trade	No Trade	55.66%	50	Research	85	99	Research Defon Sell	7.06%	25.11%	B	-15				
2024/12/20	7.053	No Trade	No Trade	64.36%	50	Research	85	100	Research Defon Sell	8.16%	25.27%	A	-14				
2024/12/23	7.033	No Trade	No Trade	61.72%	50	Research	85	99	Research Defon Sell	7.82%	23.38%	A	-12				
2024/12/27	7.023	No Trade	No Trade	60.22%	50	Research	85	99	Research Defon Sell	7.63%	18.90%	A	-9				
2024/12/30	6.992	No Trade	No Trade	56.26%	50	Research	85	99	Research Defon Sell	7.13%	19.05%	B	-7				
2025/01/02	6.960	No Trade	No Trade	52.14%	50	Research	85	98	Research Defon Sell	6.61%	19.91%	B	-6				
2025/01/03	7.062	No Trade	No Trade	64.48%	50	Research	85	100	Research Defon Sell	8.17%	22.73%	A	-4				
2025/01/06	7.214	No Trade	No Trade	82.61%	50	Research	85	100	Research Defon Sell	10.47%	26.53%	A	-4				
2025/01/07	7.243	No Trade	No Trade	85.95%	50	Research	85	100	Research Defon Sell	10.89%	26.68%	A	-2				
2025/01/08	7.313	No Trade	No Trade	94.41%	50	Research	85	100	Research Defon Sell	11.97%	26.53%	A	1				
2025/01/09	7.313	No Trade	No Trade	94.33%	50	Research	85	100	Research Defon Sell	11.96%	26.17%	A	4				
2025/01/10	7.481	No Trade	No Trade	100.00%	50	Research	85	100	Research Defon Sell	14.52%	26.21%	A	7				
2025/01/13	7.344	No Trade	No Trade	85.32%	50	Research	85	98	Research Defon Sell	12.39%	21.44%	B	12				
2025/01/14	7.255	No Trade	No Trade	75.90%	50	Research	85	97	Research Defon Sell	11.02%	19.50%	B	15				
2025/01/15	7.296	No Trade	No Trade	80.16%	50	Research	85	98	Research Defon Sell	11.64%	18.75%	B	18				
2025/01/16	7.125	Sell_Panda_ST	No Trade	62.06%	50	Research	85	95	Research Defon Sell	9.01%	15.81%	B	15				
2025/01/17	7.208	Sell_Panda_ST	No Trade	70.66%	50	Research	85	96	Research Defon Sell	10.26%	15.79%	B	12				
2025/01/20	7.208	No Trade	No Trade	70.46%	50	Research	85	96	Research Defon Sell	10.23%	15.04%	B	7				
2025/01/21	7.235	No Trade	No Trade	73.31%	50	Research	85	97	Research Defon Sell	10.65%	14.00%	C	2				
2025/01/22	7.346	No Trade	No Trade	84.90%	50	Research	85	98	Research Defon Sell	12.33%	14.48%	C	-1				
2025/01/23	7.371	No Trade	No Trade	87.42%	50	Research	85	99	Research Defon Sell	12.69%	14.89%	C	1				
2025/01/24	7.323	No Trade	No Trade	82.37%	50	Research	85	98	Research Defon Sell	11.96%	14.72%	C	2				
2025/01/27	7.329	No Trade	No Trade	82.78%	50	Research	85	98	Research Defon Sell	12.02%	15.48%	B	6				
2025/01/28	7.399	No Trade	No Trade	90.07%	50	Research	85	99	Research Defon Sell	13.08%	15.67%	B	10				
2025/01/29	7.502	No Trade	No Trade	100.00%	50	Research	85	100	Research Defon Sell	14.65%	18.05%	A	15				
2025/01/30	7.328	No Trade	No Trade	81.72%	50	Research	85	98	Research Defon Sell	11.97%	13.89%	C	18				
2025/01/31	7.446	No Trade	No Trade	94.05%	50	Research	85	99	Research Defon Sell	13.77%	15.60%	A	19				
2025/02/03	7.607	No Trade	No Trade	100.00%	50	Research	85	100	Research Defon Sell	16.19%	17.40%	A	20				
2025/02/04	7.738	No Trade	No Trade	100.00%	50	Research	85	100	Research Defon Sell	18.18%	19.55%	A	20				
2025/02/05	7.746	No Trade	No Trade	100.00%	50	Research	85	100	Research Defon Sell	18.29%	19.89%	A	20				
2025/02/06	7.854	No Trade	No Trade	100.00%	50	Research	85	100	Research Defon Sell	19.93%	20.33%	A	23				
2025/02/07	7.842	No Trade	No Trade	99.02%	50	Research	85	100	Research Defon Sell	19.74%	17.69%	A	26				
2025/02/10	8.249	No Trade	No Trade	100.00%	50	Research	85	100	Research Defon Sell	25.92%	24.14%	A	30				
2025/02/11	8.174	No Trade	No Trade	95.57%	60	Research	85	99	Research Defon Sell	24.77%	28.57%	A	33				
2025/02/12	8.082	No Trade	No Trade	90.09%	60	Research	85	98	Research Defon Sell	23.35%	25.93%	B	35				
2025/02/13	8.030	No Trade	No Trade	86.96%	100	Research	170	97	Research Defon Sell	22.54%	29.17%	AAA	36				
2025/02/14	7.994	No Trade	No Trade	84.80%	90	Research	170	97	Research Defon Sell	21.98%	28.28%	AA	33				
2025/02/17	7.994	No Trade	No Trade	84.68%	90	Research	170	97	Research Defon Sell	21.95%	26.70%	AA	29				
2025/02/18	7.988	Sell_Panda_ST	No Trade	84.32%	90	Research	170	97	Research Defon Sell	21.86%	27.91%	AA	25				



Date	9 day	9 vs 21 day	33 day
2024/12/30	Buy_9day	Buy 9 vs 21	Buy 33_Day
2025/01/02	Sell_9day	Buy 9 vs 21	Buy 33_Day
2025/01/03	Buy_9day	Buy 9 vs 21	Buy 33_Day
2025/01/06	Buy_9day	Buy 9 vs 21	Buy 33_Day
2025/01/07	Buy_9day	Buy 9 vs 21	Buy 33_Day
2025/01/08	Buy_9day	Buy 9 vs 21	Buy 33_Day
2025/01/09	Buy_9day	Buy 9 vs 21	Buy 33_Day
2025/01/10	Buy_9day	Buy 9 vs 21	Buy 33_Day
2025/01/13	Buy_9day	Buy 9 vs 21	Buy 33_Day
2025/01/14	Buy_9day	Buy 9 vs 21	Buy 33_Day
2025/01/15	Buy_9day	Buy 9 vs 21	Buy 33_Day
2025/01/16	Sell_9day	Buy 9 vs 21	Buy 33_Day
2025/01/17	Sell_9day	Buy 9 vs 21	Buy 33_Day
2025/01/20	Sell_9day	Buy 9 vs 21	Buy 33_Day
2025/01/21	Sell_9day	Buy 9 vs 21	Buy 33_Day
2025/01/22	Buy_9day	Buy 9 vs 21	Buy 33_Day
2025/01/23	Buy_9day	Buy 9 vs 21	Buy 33_Day
2025/01/24	Buy_9day	Buy 9 vs 21	Buy 33_Day
2025/01/27	Buy_9day	Buy 9 vs 21	Buy 33_Day
2025/01/28	Buy_9day	Buy 9 vs 21	Buy 33_Day
2025/01/29	Buy_9day	Buy 9 vs 21	Buy 33_Day
2025/01/30	Sell_9day	Buy 9 vs 21	Buy 33_Day
2025/01/31	Buy_9day	Buy 9 vs 21	Buy 33_Day
2025/02/03	Buy_9day	Buy 9 vs 21	Buy 33_Day
2025/02/04	Buy_9day	Buy 9 vs 21	Buy 33_Day
2025/02/05	Buy_9day	Buy 9 vs 21	Buy 33_Day
2025/02/06	Buy_9day	Buy 9 vs 21	Buy 33_Day
2025/02/07	Buy_9day	Buy 9 vs 21	Buy 33_Day
2025/02/10	Buy_9day	Buy 9 vs 21	Buy 33_Day
2025/02/11	Buy_9day	Buy 9 vs 21	Buy 33_Day
2025/02/12	Buy_9day	Buy 9 vs 21	Buy 33_Day
2025/02/13	Buy_9day	Buy 9 vs 21	Buy 33_Day
2025/02/14	Buy_9day	Buy 9 vs 21	Buy 33_Day
2025/02/17	Sell_9day	Buy 9 vs 21	Buy 33_Day
2025/02/18	Sell_9day	Buy 9 vs 21	Buy 33_Day

Strategy Universe

Pairs_NYSE_Consumer Staples

Ascendant guidance

Trade

Strategy_Open Date

2025/01/24

Caterpillar Guidance

Trade

MCD.NYS

21 per. Mov. Avg. (MCD.NYS)

Linear (MCD.NYS)

CPB.NYS

21 per. Mov. Avg. (CPB.NYS)

Linear (CPB.NYS)

(+) : Mom Days

101

(-) : Mom Days

0

Guided : Factor

66 day

324_Buy Guidance

0.0%

324_Sell Guidance

96.8%

Mom_75 (days)

27.9%

9 vs 21 day

4.27%

Price vs 9 day

-0.43%

MRVL.NAS

B
u
y

Marvell Technology
Technology
Semiconductors

New York

Market Cap : (B)

80 132

MPWR.NAS

Monolithic Power Systems
Technology
Semiconductors

New York

Market Cap : (B)

28 332

Follow the " 3day to 5day waiting period " before entering the trade : understand the Graph, Trend and Variables

Plan your enrty levels. Focus on the process not the outcome. Expect further short-term deviation from the trade signal. "Patience"

Date	Price or Relative Price	Short_Term_ Radar	Medium_ Term_Radar	Caterpillar_ %	Wise_ Owl(Rnk)	324_Factor	Factor_324	Defcon _Index	Defcon _Index_Trade	Margin of Safety	75_Day_Mom	Trade_Rating (Guidance)	Trendsum
2024/12/18	0.176	No Trade	No Trade	45.66%	0	Research	85	0	Absolutely no Trade	30.56%	111.95%	C	30
2024/12/19	0.185	No Trade	No Trade	55.60%	0	Research	85	0	Absolutely no Trade	37.22%	125.57%	C	29
2024/12/20	0.189	No Trade	No Trade	59.18%	0	Research	85	0	Absolutely no Trade	39.62%	128.78%	C	24
2024/12/23	0.184	No Trade	No Trade	54.15%	0	Research	85	0	Absolutely no Trade	35.98%	118.19%	C	22
2024/12/27	0.185	Sell_Panda_ST	No Trade	55.46%	0	Research	85	0	Absolutely no Trade	36.27%	121.66%	C	19
2024/12/30	0.185	No Trade	No Trade	54.29%	0	Research	85	0	Absolutely no Trade	35.51%	123.04%	C	16
2025/01/02	0.191	No Trade	No Trade	60.51%	0	Research	85	0	Absolutely no Trade	39.57%	134.55%	C	14
2025/01/03	0.191	No Trade	No Trade	59.78%	0	Research	85	0	Absolutely no Trade	39.09%	129.93%	C	14
2025/01/06	0.189	No Trade	No Trade	56.82%	0	Research	85	0	Absolutely no Trade	37.16%	124.75%	C	13
2025/01/07	0.186	No Trade	No Trade	53.75%	0	Research	85	0	Absolutely no Trade	35.15%	123.74%	C	15
2025/01/08	0.190	No Trade	No Trade	58.42%	0	Research	85	0	Absolutely no Trade	38.20%	131.67%	C	14
2025/01/09	0.190	No Trade	No Trade	60.19%	0	Research	85	0	Absolutely no Trade	38.06%	129.74%	C	13
2025/01/10	0.193	No Trade	No Trade	63.36%	50	Research	85	95	Research Defon Sell	40.07%	140.53%	B	14
2025/01/13	0.196	No Trade	No Trade	68.72%	50	Research	85	97	Research Defon Sell	41.59%	150.84%	B	16
2025/01/14	0.195	No Trade	No Trade	67.59%	50	Research	85	96	Research Defon Sell	40.90%	150.98%	B	18
2025/01/15	0.193	No Trade	No Trade	64.09%	0	Research	85	0	Absolutely no Trade	38.78%	147.59%	C	17
2025/01/16	0.197	No Trade	No Trade	73.60%	50	Research	85	97	Research Defon Sell	41.89%	156.77%	B	16
2025/01/17	0.199	No Trade	No Trade	76.78%	50	Research	85	98	Research Defon Sell	43.39%	155.55%	B	18
2025/01/20	0.199	No Trade	No Trade	76.02%	50	Research	85	98	Research Defon Sell	42.96%	152.86%	B	21
2025/01/21	0.194	No Trade	No Trade	68.80%	50	Research	85	95	Research Defon Sell	38.88%	147.28%	B	25
2025/01/22	0.182	No Trade	No Trade	53.05%	0	Research	85	0	Absolutely no Trade	29.98%	131.99%	C	25
2025/01/23	0.180	No Trade	No Trade	51.28%	0	Research	85	0	Absolutely no Trade	28.98%	129.92%	C	21
2025/01/24	0.183	No Trade	No Trade	54.09%	0	Research	85	0	Absolutely no Trade	30.57%	130.67%	C	16
2025/01/27	0.167	No Trade	No Trade	33.48%	0	Research	85	0	Absolutely no Trade	18.92%	110.86%	C	11
2025/01/28	0.168	No Trade	No Trade	34.79%	0	Research	85	0	Absolutely no Trade	19.66%	116.15%	C	6
2025/01/29	0.173	No Trade	No Trade	40.09%	0	Research	85	0	Absolutely no Trade	22.66%	121.28%	C	2
2025/01/30	0.173	No Trade	No Trade	40.72%	0	Research	85	0	Absolutely no Trade	23.01%	119.70%	C	-1
2025/01/31	0.177	No Trade	No Trade	45.29%	0	Research	85	0	Absolutely no Trade	25.59%	115.00%	C	-3
2025/02/03	0.181	No Trade	No Trade	49.09%	0	Research	85	0	Absolutely no Trade	27.72%	103.48%	C	-2
2025/02/04	0.167	No Trade	No Trade	32.01%	0	Research	85	0	Absolutely no Trade	18.08%	85.17%	C	-1
2025/02/05	0.178	No Trade	No Trade	48.60%	0	Research	85	0	Absolutely no Trade	25.71%	104.64%	C	-2
2025/02/06	0.180	No Trade	No Trade	51.45%	0	Research	85	0	Absolutely no Trade	27.21%	107.04%	C	-1
2025/02/07	0.154	No Trade	No Trade	15.47%	0	Research	85	0	Absolutely no Trade	8.18%	65.78%	C	-5
2025/02/10	0.160	No Trade	No Trade	23.28%	0	Research	85	0	Absolutely no Trade	12.31%	68.23%	C	-9
2025/02/11	0.156	No Trade	No Trade	18.01%	0	Research	85	0	Absolutely no Trade	9.52%	68.57%	C	-13
2025/02/12	0.151	No Trade	No Trade	10.67%	0	Absolutely No	0	0	Absolutely no Trade	5.64%	65.57%	C	-16
2025/02/13	0.148	No Trade	No Trade	6.69%	0	Absolutely No	0	0	Absolutely no Trade	3.54%	63.29%	C	-19
2025/02/14	0.156	No Trade	No Trade	16.61%	0	Research	85	0	Absolutely no Trade	8.78%	65.95%	C	-23
2025/02/17	0.156	No Trade	No Trade	16.01%	0	Research	85	0	Absolutely no Trade	8.47%	70.99%	C	-26
2025/02/18	0.155	No Trade	No Trade	15.56%	0	Research	85	0	Absolutely no Trade	8.23%	72.54%	C	-27

Seil

Technology

Software

New York

Market Cap : (B)

218 820

Tyler Technologies

Technology

Software

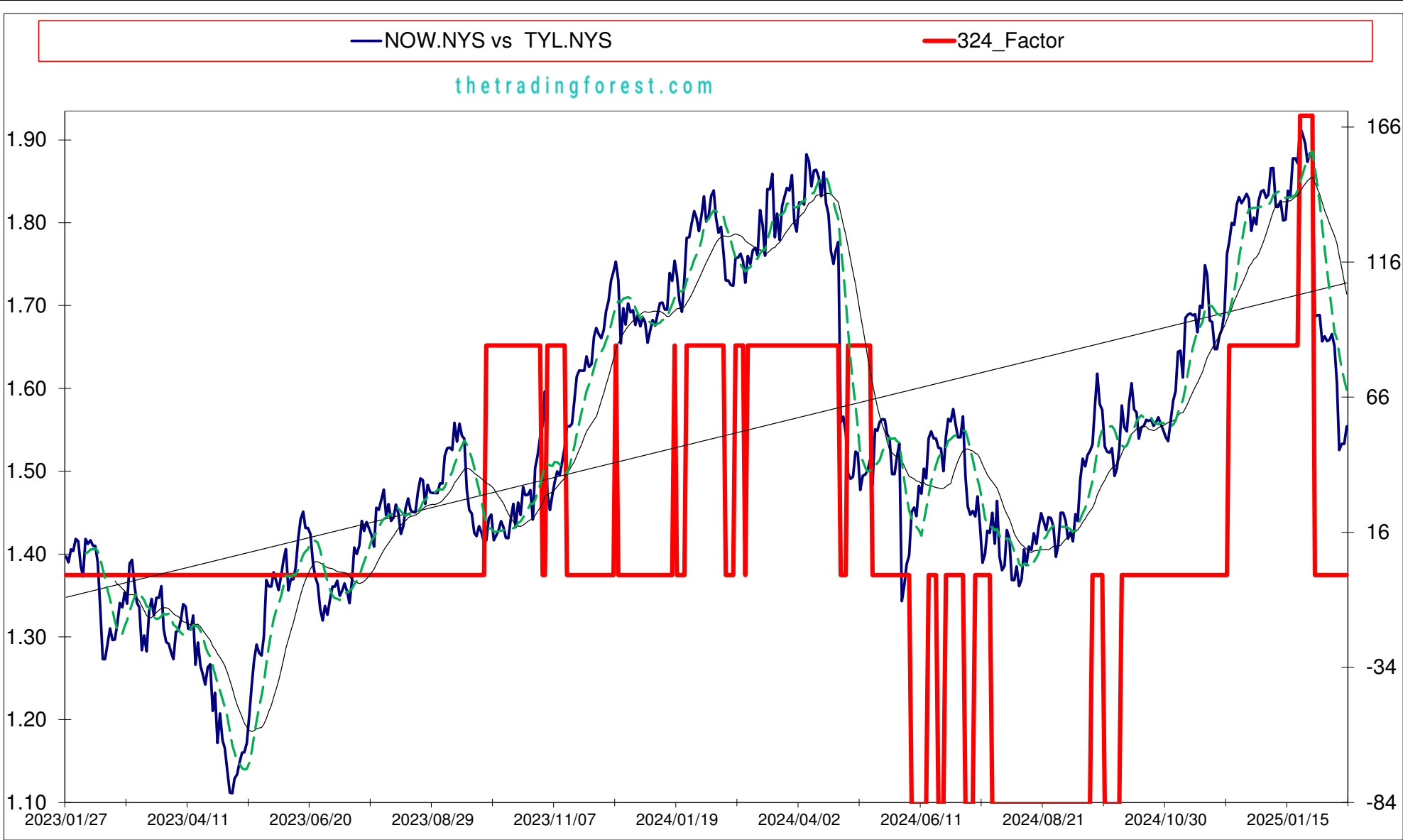
New York

Market Cap : (B)


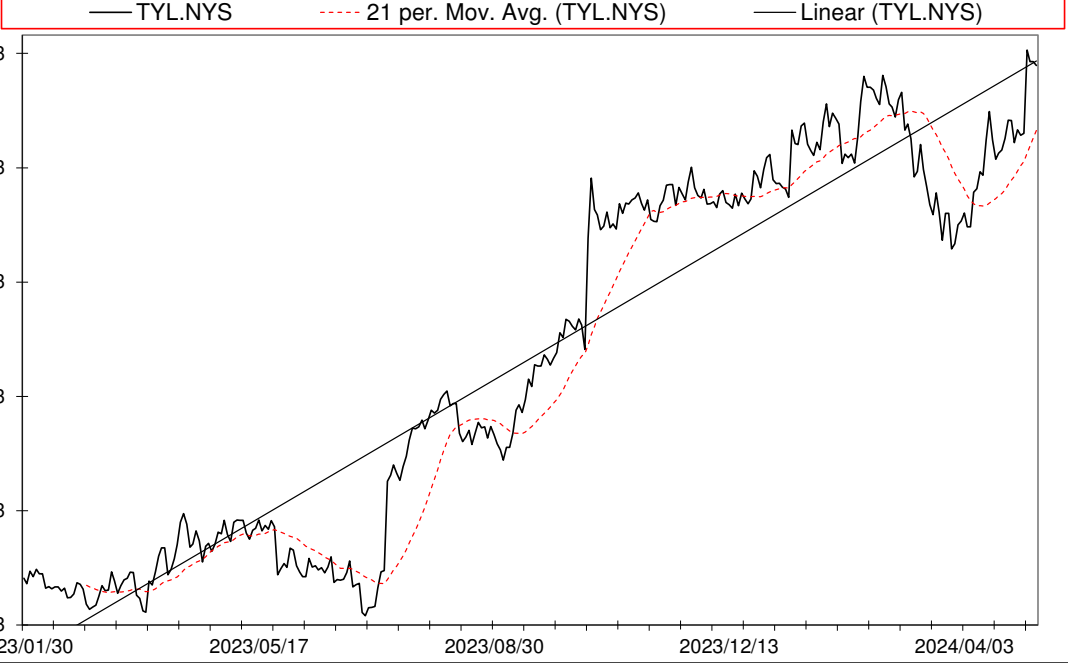
26 068

Plan your entry levels. Focus on the process not the outcome. Expect further short-term deviation from the trade signal. "Patience"

2.451		-4.566												-1.863	
Date	Price or Relative Price	Short_Term_ Radar	Medium_ Term_Radar	Caterpillar_ %	Wise_ Owl(Rnk)	324_Factor	Factor_324	Defcon _Index	Defcon _Index_Trade	Margin of Safety	75_Day_Mom	Trade_Rating (Guidance)	Trendsum		
2024/12/18	1.795	No Trade	No Trade	70.59%	50	Research	85	96	Research Defon Sell	10.32%	25.43%	B	22		
2024/12/19	1.811	Sell_Panda_ST	No Trade	77.38%	50	Research	85	97	Research Defon Sell	11.31%	27.55%	B	20		
2024/12/20	1.802	Sell_Panda_ST	No Trade	73.93%	50	Research	85	96	Research Defon Sell	10.81%	24.08%	B	16		
2024/12/23	1.831	No Trade	No Trade	85.97%	50	Research	85	98	Research Defon Sell	12.57%	26.75%	B	13		
2024/12/27	1.842	No Trade	No Trade	90.82%	50	Research	85	98	Research Defon Sell	13.28%	23.31%	B	13		
2024/12/30	1.844	No Trade	No Trade	91.72%	50	Research	85	98	Research Defon Sell	13.41%	21.35%	B	14		
2025/01/02	1.835	No Trade	No Trade	87.95%	50	Research	85	98	Research Defon Sell	12.86%	21.48%	B	16		
2025/01/03	1.838	No Trade	No Trade	89.42%	50	Research	85	98	Research Defon Sell	13.07%	20.64%	B	16		
2025/01/06	1.870	No Trade	No Trade	100.00%	50	Research	85	99	Research Defon Sell	15.07%	22.34%	A	15		
2025/01/07	1.871	No Trade	No Trade	100.00%	50	Research	85	99	Research Defon Sell	15.09%	21.74%	A	17		
2025/01/08	1.824	No Trade	No Trade	80.96%	50	Research	85	97	Research Defon Sell	12.22%	15.12%	B	20		
2025/01/09	1.824	Sell_Panda_ST	Sell_Panda_ST	80.99%	50	Research	85	97	Research Defon Sell	12.22%	12.42%	C	20		
2025/01/10	1.831	Sell_Panda_ST	No Trade	83.79%	50	Research	85	97	Research Defon Sell	12.64%	15.45%	B	19		
2025/01/13	1.807	Sell_Panda_ST	Sell_Panda_ST	74.42%	50	Research	85	96	Research Defon Sell	11.23%	14.50%	C	15		
2025/01/14	1.808	No Trade	No Trade	74.90%	50	Research	85	96	Research Defon Sell	11.30%	17.86%	B	11		
2025/01/15	1.843	No Trade	No Trade	89.15%	50	Research	85	98	Research Defon Sell	13.45%	20.63%	B	8		
2025/01/16	1.837	No Trade	No Trade	86.69%	50	Research	85	98	Research Defon Sell	13.08%	20.32%	B	6		
2025/01/17	1.882	No Trade	No Trade	100.00%	50	Research	85	100	Research Defon Sell	15.85%	22.83%	A	7		
2025/01/20	1.882	No Trade	No Trade	100.00%	50	Research	85	100	Research Defon Sell	15.86%	25.58%	A	9		
2025/01/21	1.876	No Trade	No Trade	97.86%	50	Research	85	99	Research Defon Sell	15.52%	24.49%	A	10		
2025/01/22	1.920	No Trade	No Trade	100.00%	90	Research	170	100	Research Defon Sell	18.21%	25.37%	AAA	12		
2025/01/23	1.911	No Trade	No Trade	97.04%	90	Research	170	100	Research Defon Sell	17.67%	20.67%	AAA	13		
2025/01/24	1.901	No Trade	No Trade	93.48%	90	Research	170	99	Research Defon Sell	17.03%	22.00%	AAA	14		
2025/01/27	1.878	No Trade	No Trade	85.93%	90	Research	170	98	Research Defon Sell	15.65%	20.97%	AAA	15		
2025/01/28	1.888	No Trade	No Trade	89.43%	90	Research	170	98	Research Defon Sell	16.29%	19.00%	AAA	12		
2025/01/29	1.883	No Trade	No Trade	87.64%	75	Research	170	98	Research Defon Sell	15.96%	16.89%	AA	9		
2025/01/30	1.691	No Trade	No Trade	22.82%	0	Absolutely No	0	0	Absolutely no Trade	4.16%	7.09%	C	5		
2025/01/31	1.693	No Trade	No Trade	23.40%	0	Absolutely No	0	0	Absolutely no Trade	4.26%	7.45%	C	2		
2025/02/03	1.693	No Trade	No Trade	23.62%	0	Absolutely No	0	0	Absolutely no Trade	4.30%	9.66%	C	1		
2025/02/04	1.661	No Trade	No Trade	12.85%	0	Absolutely No	0	0	Absolutely no Trade	2.34%	6.66%	C	-2		
2025/02/05	1.667	No Trade	No Trade	14.95%	0	Absolutely No	0	0	Absolutely no Trade	2.72%	6.94%	C	-5		
2025/02/06	1.662	No Trade	No Trade	13.05%	0	Absolutely No	0	0	Absolutely no Trade	2.38%	6.07%	C	-8		
2025/02/07	1.663	No Trade	No Trade	13.61%	0	Absolutely No	0	0	Absolutely no Trade	2.48%	6.27%	C	-11		
2025/02/10	1.670	No Trade	No Trade	16.03%	0	Absolutely No	0	0	Absolutely no Trade	2.92%	6.59%	C	-13		
2025/02/11	1.656	No Trade	No Trade	11.16%	0	Absolutely No	0	0	Absolutely no Trade	2.03%	6.20%	C	-16		
2025/02/12	1.610	No Trade	No Trade	4.39%	0	Absolutely No	0	-69	Absolutely no Trade	-0.79%	2.93%	C	-20		
2025/02/13	1.530	No Trade	No Trade	31.78%	0	Absolutely No	0	-75	Absolutely no Trade	-5.70%	-2.52%	C	-23		
2025/02/14	1.538	No Trade	No Trade	29.16%	0	Absolutely No	0	-75	Absolutely no Trade	-5.23%	-1.50%	C	-26		
2025/02/17	1.538	No Trade	No Trade	29.08%	0	Absolutely No	0	-75	Absolutely no Trade	-5.22%	-1.03%	C	-28		
2025/02/18	1.559	No Trade	No Trade	21.82%	0	Absolutely No	0	-73	Absolutely no Trade	-3.92%	0.87%	C	-28		



Date	9 day	9 vs 21 day	33 day
2024/12/30	Buy_9day	Buy 9 vs 21	Buy 33_Day
2025/01/02	Buy_9day	Buy 9 vs 21	Buy 33_Day
2025/01/03	Buy_9day	Buy 9 vs 21	Buy 33_Day
2025/01/06	Buy_9day	Buy 9 vs 21	Buy 33_Day
2025/01/07	Buy_9day	Buy 9 vs 21	Buy 33_Day
2025/01/08	Sell_9day	Buy 9 vs 21	Buy 33_Day
2025/01/09	Sell_9day	Buy 9 vs 21	Buy 33_Day
2025/01/10	Sell_9day	Buy 9 vs 21	Buy 33_Day
2025/01/13	Sell_9day	Buy 9 vs 21	Buy 33_Day
2025/01/14	Sell_9day	Buy 9 vs 21	Buy 33_Day
2025/01/15	Buy_9day	Buy 9 vs 21	Buy 33_Day
2025/01/16	Buy_9day	Buy 9 vs 21	Buy 33_Day
2025/01/17	Buy_9day	Buy 9 vs 21	Buy 33_Day
2025/01/20	Buy_9day	Buy 9 vs 21	Buy 33_Day
2025/01/21	Buy_9day	Buy 9 vs 21	Buy 33_Day
2025/01/22	Buy_9day	Buy 9 vs 21	Buy 33_Day
2025/01/23	Buy_9day	Buy 9 vs 21	Buy 33_Day
2025/01/24	Buy_9day	Buy 9 vs 21	Buy 33_Day
2025/01/27	Sell_9day	Buy 9 vs 21	Buy 33_Day
2025/01/28	Buy_9day	Buy 9 vs 21	Buy 33_Day
2025/01/29	Sell_9day	Buy 9 vs 21	Buy 33_Day
2025/01/30	Sell_9day	Buy 9 vs 21	Sell 33_Day
2025/01/31	Sell_9day	Buy 9 vs 21	Sell 33_Day
2025/02/03	Sell_9day	Sell 9 vs 21	Sell 33_Day
2025/02/04	Sell_9day	Sell 9 vs 21	Sell 33_Day
2025/02/05	Sell_9day	Sell 9 vs 21	Sell 33_Day
2025/02/06	Sell_9day	Sell 9 vs 21	Sell 33_Day
2025/02/07	Sell_9day	Sell 9 vs 21	Sell 33_Day
2025/02/10	Sell_9day	Sell 9 vs 21	Sell 33_Day
2025/02/11	Sell_9day	Sell 9 vs 21	Sell 33_Day
2025/02/12	Sell_9day	Sell 9 vs 21	Sell 33_Day
2025/02/13	Sell_9day	Sell 9 vs 21	Sell 33_Day
2025/02/14	Sell_9day	Sell 9 vs 21	Sell 33_Day
2025/02/17	Sell_9day	Sell 9 vs 21	Sell 33_Day
2025/02/18	Sell_9day	Sell 9 vs 21	Sell 33_Day

Strategy Universe	Pairs_NYSE_Software	Ascendant guidance	Trade	Strategy_Open Date	2025/01/24	Caterpillar Guidance	Trade	
<div><div><p>—NOW.NYS - - - 21 per. Mov. Avg. (NOW.NYS) — Linear (NOW.NYS)</p></div><div><p>—TYL.NYS - - - 21 per. Mov. Avg. (TYL.NYS) — Linear (TYL.NYS)</p></div></div>							(+) : Mom Days	0
							(-) : Mom Days	0
							Guided : Factor	9 vs 21 day
							324_Buy Guidance	60.3%
							324_Sell Guidance	0.0%
							Mom_75 (days)	0.9%
							9 vs 21 day	-6.74%
							Price vs 9 day	-2.75%

S
e
l
l

SNA.NYS

Snap-on

Industrial

Machinery

New York

Market Cap : (B)

19 216

NDSN.NAS

Nordson Corporation

Industrial

Machinery

New York

Market Cap : (B)

14 940

Follow the " 3day to 5day waiting period " before entering the trade : understand the Graph, Trend and Variables

Plan your enrty levels. Focus on the process not the outcome. Expect further short-term deviation from the trade signal. "Patience"

-2.260														70.530														-31.210															
Date	Price or Relative Price	Short_Term_Radar	Medium_Term_Radar	Caterpillar_%	Wise_Owl(Rnk)	324_Factor	Factor_324	Defcon_Index	Defcon_Index_Trade		Margin of Safety	75_Day_Mom	Trade_Rating (Guidance)	Trendsum																													
2024/12/18	1.590	No Trade	No Trade	55.96%	0	Absolutely No	0	100	Research	Defon Sell	14.80%	44.08%	C	13																													
2024/12/19	1.616	No Trade	No Trade	62.86%	50	Research	85	100	Research	Defon Sell	16.62%	45.76%	A	14																													
2024/12/20	1.639	No Trade	No Trade	68.66%	50	Research	85	100	Research	Defon Sell	18.15%	46.31%	A	16																													
2024/12/23	1.645	No Trade	No Trade	69.53%	50	Research	85	100	Research	Defon Sell	18.38%	48.48%	A	19																													
2024/12/27	1.626	No Trade	No Trade	63.06%	50	Research	85	99	Research	Defon Sell	16.67%	45.93%	B	21																													
2024/12/30	1.628	No Trade	No Trade	62.61%	50	Research	85	99	Research	Defon Sell	16.55%	45.44%	B	21																													
2025/01/02	1.635	No Trade	No Trade	63.56%	50	Research	85	99	Research	Defon Sell	16.80%	46.80%	A	20																													
2025/01/03	1.619	No Trade	No Trade	58.98%	50	Research	85	98	Research	Defon Sell	15.59%	45.77%	B	18																													
2025/01/06	1.617	Sell_Panda_ST	No Trade	57.38%	50	Research	85	98	Research	Defon Sell	15.17%	47.29%	B	17																													
2025/01/07	1.634	No Trade	No Trade	61.73%	50	Research	85	99	Research	Defon Sell	16.32%	48.81%	A	15																													
2025/01/08	1.667	No Trade	No Trade	70.23%	50	Research	85	100	Research	Defon Sell	18.57%	51.48%	A	15																													
2025/01/09	1.667	No Trade	No Trade	69.91%	50	Research	85	100	Research	Defon Sell	18.48%	50.42%	A	15																													
2025/01/10	1.662	No Trade	No Trade	68.24%	50	Research	85	100	Research	Defon Sell	18.04%	49.01%	A	13																													
2025/01/13	1.664	No Trade	No Trade	67.96%	50	Research	85	100	Research	Defon Sell	17.97%	50.91%	A	13																													
2025/01/14	1.641	No Trade	No Trade	61.39%	50	Research	85	98	Research	Defon Sell	16.23%	47.86%	B	11																													
2025/01/15	1.637	No Trade	No Trade	59.98%	50	Research	85	98	Research	Defon Sell	15.86%	47.53%	B	10																													
2025/01/16	1.616	No Trade	No Trade	54.23%	50	Research	85	97	Research	Defon Sell	14.34%	46.59%	B	7																													
2025/01/17	1.611	No Trade	No Trade	52.39%	50	Research	85	97	Research	Defon Sell	13.85%	46.00%	B	5																													
2025/01/20	1.611	No Trade	No Trade	51.49%	50	Research	85	97	Research	Defon Sell	13.61%	45.87%	B	3																													
2025/01/21	1.609	No Trade	No Trade	50.65%	50	Research	85	97	Research	Defon Sell	13.39%	44.04%	B	0																													
2025/01/22	1.602	No Trade	No Trade	48.72%	50	Research	85	96	Research	Defon Sell	12.88%	41.71%	B	-5																													
2025/01/23	1.598	No Trade	No Trade	47.31%	50	Research	85	96	Research	Defon Sell	12.51%	40.47%	B	-9																													
2025/01/24	1.607	No Trade	No Trade	49.38%	50	Research	85	96	Research	Defon Sell	13.06%	42.05%	B	-12																													
2025/01/27	1.574	No Trade	No Trade	39.64%	0	Research	85	0	Absolutely	no Trade	10.48%	38.02%	C	-15																													
2025/01/28	1.599	No Trade	No Trade	46.03%	50	Research	85	96	Research	Defon Sell	12.17%	40.85%	B	-18																													
2025/01/29	1.620	No Trade	No Trade	51.20%	50	Research	85	97	Research	Defon Sell	13.54%	43.46%	B	-18																													
2025/01/30	1.625	No Trade	No Trade	52.43%	50	Research	85	98	Research	Defon Sell	13.86%	42.94%	B	-17																													
2025/01/31	1.613	No Trade	No Trade	48.76%	50	Research	85	97	Research	Defon Sell	12.89%	40.21%	B	-16																													
2025/02/03	1.625	No Trade	No Trade	51.13%	50	Research	85	98	Research	Defon Sell	13.52%	41.35%	B	-15																													
2025/02/04	1.638	No Trade	No Trade	54.36%	50	Research	85	98	Research	Defon Sell	14.37%	41.07%	B	-13																													
2025/02/05	1.652	No Trade	No Trade	57.66%	50	Research	85	99	Research	Defon Sell	15.24%	29.09%	A	-10																													
2025/02/06	1.578	No Trade	No Trade	37.95%	0	Research	85	0	Absolutely	no Trade	10.03%	24.48%	C	-7																													
2025/02/07	1.579	No Trade	No Trade	37.80%	0	Research	85	0	Absolutely	no Trade	9.99%	22.71%	C	-6																													
2025/02/10	1.571	No Trade	No Trade	34.86%	0	Research	85	0	Absolutely	no Trade	9.22%	22.02%	C	-5																													
2025/02/11	1.557	No Trade	No Trade	30.88%	0	Research	85	0	Absolutely	no Trade	8.16%	19.67%	C	-7																													
2025/02/12	1.562	No Trade	No Trade	33.54%	0	Research	85	0	Absolutely	no Trade	8.47%	19.42%	C	-10																													
2025/02/13	1.564	No Trade	No Trade	33.53%	0	Research	85	0	Absolutely	no Trade	8.47%	18.78%	C	-13																													
2025/02/14	1.566	No Trade	No Trade	35.43%	0	Research	85	0	Absolutely	no Trade	8.57%	17.89%	C	-14																													
2025/02/17	1.566	No Trade	No Trade	35.36%	0	Research	85	0	Absolutely	no Trade	8.34%	17.00%	C	-15																													
2025/02/18	1.562	No Trade	No Trade	35.92%	0	Research	85	0	Absolutely	no Trade	7.97%	17.65%	C	-16																													



Date	9 day	9 vs 21 day	33 day
2024/12/30	Buy_9day	Buy 9 vs 21	Buy 33_Day
2025/01/02	Buy_9day	Buy 9 vs 21	Buy 33_Day
2025/01/03	Buy_9day	Buy 9 vs 21	Buy 33_Day
2025/01/06	Sell_9day	Buy 9 vs 21	Buy 33_Day
2025/01/07	Buy_9day	Buy 9 vs 21	Buy 33_Day
2025/01/08	Buy_9day	Buy 9 vs 21	Buy 33_Day
2025/01/09	Buy_9day	Buy 9 vs 21	Buy 33_Day
2025/01/10	Buy_9day	Buy 9 vs 21	Buy 33_Day
2025/01/13	Buy_9day	Buy 9 vs 21	Buy 33_Day
2025/01/14	Sell_9day	Buy 9 vs 21	Buy 33_Day
2025/01/15	Sell_9day	Buy 9 vs 21	Buy 33_Day
2025/01/16	Sell_9day	Buy 9 vs 21	Buy 33_Day
2025/01/17	Sell_9day	Buy 9 vs 21	Buy 33_Day
2025/01/20	Sell_9day	Buy 9 vs 21	Buy 33_Day
2025/01/21	Sell_9day	Buy 9 vs 21	Buy 33_Day
2025/01/22	Sell_9day	Sell 9 vs 21	Buy 33_Day
2025/01/23	Sell_9day	Sell 9 vs 21	Buy 33_Day
2025/01/24	Sell_9day	Sell 9 vs 21	Buy 33_Day
2025/01/27	Sell_9day	Sell 9 vs 21	Sell 33_Day
2025/01/28	Sell_9day	Sell 9 vs 21	Buy 33_Day
2025/01/29	Buy_9day	Sell 9 vs 21	Buy 33_Day
2025/01/30	Buy_9day	Sell 9 vs 21	Buy 33_Day
2025/01/31	Buy_9day	Sell 9 vs 21	Buy 33_Day
2025/02/03	Buy_9day	Sell 9 vs 21	Buy 33_Day
2025/02/04	Buy_9day	Sell 9 vs 21	Buy 33_Day
2025/02/05	Buy_9day	Sell 9 vs 21	Buy 33_Day
2025/02/06	Sell_9day	Sell 9 vs 21	Sell 33_Day
2025/02/07	Sell_9day	Sell 9 vs 21	Sell 33_Day
2025/02/10	Sell_9day	Sell 9 vs 21	Sell 33_Day
2025/02/11	Sell_9day	Sell 9 vs 21	Sell 33_Day
2025/02/12	Sell_9day	Sell 9 vs 21	Sell 33_Day
2025/02/13	Sell_9day	Sell 9 vs 21	Sell 33_Day
2025/02/14	Sell_9day	Sell 9 vs 21	Sell 33_Day
2025/02/17	Sell_9day	Sell 9 vs 21	Sell 33_Day
2025/02/18	Sell_9day	Sell 9 vs 21	Sell 33_Day

Strategy Universe

Pairs_NYSE_Industrial

Ascendant guidance

Research

Strategy_Open Date

2025/01/24

Caterpillar Guidance

Trade

SNA.NYS

21 per. Mov. Avg. (SNA.NYS)

Linear (SNA.NYS)

NDSN.NAS

21 per. Mov. Avg. (NDSN.NAS)

Linear (NDSN.NAS)

(+) : Mom Days

94

(-) : Mom Days

0

Guided : Factor

66 day

324_Buy Guidance

0.0%

324_Sell Guidance

93.7%

Mom_75 (days)

17.6%

9 vs 21 day

-1.66%

Price vs 9 day

-0.35%

S
e
|
|

TEAM.NAS

Atlassian

Information Technology

Application Software

New York

Market Cap : (B)

42 072

Follow the " 3day to 5day waiting period " before entering the trade : understand the Graph, Trend and Variables

PTC.NAS

PTC

Technology

Software

New York

Market Cap : (B)

23 742

Plan your enrty levels. Focus on the process not the outcome. Expect further short-term deviation from the trade signal. "Patience"

Date	Price or Relative Price	Short_Term_ Radar	Medium_ Term_Radar	Caterpillar_ %	Wise_ Owl(Rnk)	324_Factor	Factor_324	Defcon _Index	Defcon _Index_Trade	Margin of Safety	75_Day_Mom	Trade_Rating (Guidance)	Trendsum
2024/12/18	1.325	Sell_Panda_ST	Sell_Panda_ST	26.79%	0	Absolutely No	0	0	Absolutely no Trade	10.62%	37.90%	C	21
2024/12/19	1.343	Sell_Panda_ST	Sell_Panda_ST	34.45%	0	Absolutely No	0	0	Absolutely no Trade	12.06%	37.13%	C	16
2024/12/20	1.371	No Trade	No Trade	41.27%	0	Absolutely No	0	93	Research Defon Sell	14.45%	41.45%	C	12
2024/12/23	1.357	No Trade	No Trade	37.61%	0	Absolutely No	0	0	Absolutely no Trade	13.17%	39.63%	C	10
2024/12/27	1.356	No Trade	No Trade	36.94%	0	Absolutely No	0	0	Absolutely no Trade	12.94%	37.67%	C	7
2024/12/30	1.345	No Trade	No Trade	34.29%	0	Absolutely No	0	0	Absolutely no Trade	12.01%	38.81%	C	5
2025/01/02	1.324	No Trade	No Trade	29.08%	0	Absolutely No	0	0	Absolutely no Trade	10.18%	39.31%	C	0
2025/01/03	1.356	No Trade	No Trade	36.54%	0	Absolutely No	0	0	Absolutely no Trade	12.79%	42.69%	C	-5
2025/01/06	1.378	No Trade	No Trade	41.40%	0	Absolutely No	0	94	Research Defon Sell	14.50%	55.34%	C	-7
2025/01/07	1.354	No Trade	No Trade	35.64%	0	Absolutely No	0	0	Absolutely no Trade	12.48%	48.32%	C	-6
2025/01/08	1.326	No Trade	No Trade	29.03%	0	Absolutely No	0	0	Absolutely no Trade	10.16%	45.65%	C	-6
2025/01/09	1.326	No Trade	No Trade	28.96%	0	Absolutely No	0	0	Absolutely no Trade	10.14%	43.04%	C	-5
2025/01/10	1.329	No Trade	No Trade	29.56%	0	Absolutely No	0	0	Absolutely no Trade	10.35%	46.02%	C	-7
2025/01/13	1.295	No Trade	No Trade	21.28%	0	Absolutely No	0	0	Absolutely no Trade	7.45%	41.58%	C	-10
2025/01/14	1.328	No Trade	No Trade	29.09%	0	Absolutely No	0	0	Absolutely no Trade	10.18%	44.56%	C	-15
2025/01/15	1.349	No Trade	No Trade	33.87%	0	Absolutely No	0	0	Absolutely no Trade	11.86%	49.66%	C	-17
2025/01/16	1.360	No Trade	No Trade	36.41%	0	Absolutely No	0	92	Research Defon Sell	12.75%	53.66%	C	-17
2025/01/17	1.344	No Trade	No Trade	32.54%	0	Absolutely No	0	0	Absolutely no Trade	11.39%	52.87%	C	-16
2025/01/20	1.344	No Trade	No Trade	32.38%	0	Absolutely No	0	0	Absolutely no Trade	11.31%	46.50%	C	-15
2025/01/21	1.363	No Trade	No Trade	41.10%	0	Absolutely No	0	93	Research Defon Sell	12.91%	51.38%	C	-12
2025/01/22	1.388	No Trade	No Trade	47.50%	0	Absolutely No	0	94	Research Defon Sell	14.92%	53.19%	C	-9
2025/01/23	1.405	No Trade	No Trade	51.96%	0	Absolutely No	0	96	Research Defon Sell	16.32%	47.60%	C	-4
2025/01/24	1.401	No Trade	No Trade	50.85%	0	Absolutely No	0	95	Research Defon Sell	15.97%	48.31%	C	1
2025/01/27	1.422	No Trade	No Trade	55.98%	0	Absolutely No	0	97	Research Defon Sell	17.58%	50.64%	C	6
2025/01/28	1.439	No Trade	No Trade	60.34%	50	Research	85	97	Research Defon Sell	18.95%	47.53%	B	8
2025/01/29	1.435	No Trade	No Trade	59.25%	50	Research	85	97	Research Defon Sell	18.61%	40.68%	B	10
2025/01/30	1.390	No Trade	No Trade	47.40%	30	Research	85	94	Research Defon Sell	14.89%	34.53%	C	10
2025/01/31	1.586	No Trade	No Trade	98.68%	50	Research	85	100	Research Defon Sell	31.00%	51.61%	A	13
2025/02/03	1.640	No Trade	No Trade	100.00%	50	Research	85	100	Research Defon Sell	35.39%	58.09%	A	17
2025/02/04	1.658	No Trade	No Trade	100.00%	50	Research	85	100	Research Defon Sell	36.82%	61.50%	A	20
2025/02/05	1.691	No Trade	No Trade	100.00%	50	Research	85	100	Research Defon Sell	39.50%	66.11%	A	21
2025/02/06	1.859	No Trade	No Trade	100.00%	50	Research	85	100	Research Defon Sell	53.35%	78.81%	A	25
2025/02/07	1.859	No Trade	No Trade	100.00%	50	Research	85	100	Research Defon Sell	53.36%	78.21%	A	28
2025/02/10	1.917	No Trade	No Trade	100.00%	50	Research	85	100	Research Defon Sell	58.04%	80.93%	A	29
2025/02/11	1.875	No Trade	No Trade	93.94%	50	Research	85	98	Research Defon Sell	54.52%	82.39%	B	30
2025/02/12	1.912	No Trade	No Trade	99.07%	60	Research	85	100	Research Defon Sell	57.50%	85.41%	A	32
2025/02/13	1.882	No Trade	No Trade	94.74%	60	Research	85	98	Research Defon Sell	54.98%	86.46%	B	32
2025/02/14	1.830	No Trade	No Trade	87.32%	50	Research	85	95	Research Defon Sell	50.68%	79.68%	B	30
2025/02/17	1.830	Sell_Panda_ST	No Trade	87.14%	50	Research	85	95	Research Defon Sell	50.57%	80.71%	B	28
2025/02/18	1.847	Sell_Panda_ST	No Trade	89.49%	50	Research	85	96	Research Defon Sell	51.94%	81.20%	B	24



Date	9 day	9 vs 21 day	33 day
2025/01/02	Sell_9day	Sell 9 vs 21	Sell 33_Day
2025/01/03	Buy_9day	Sell 9 vs 21	Buy 33_Day
2025/01/06	Buy_9day	Sell 9 vs 21	Buy 33_Day
2025/01/07	Sell_9day	Sell 9 vs 21	Buy 33_Day
2025/01/08	Sell_9day	Sell 9 vs 21	Sell 33_Day
2025/01/09	Sell_9day	Sell 9 vs 21	Sell 33_Day
2025/01/10	Sell_9day	Sell 9 vs 21	Sell 33_Day
2025/01/13	Sell_9day	Sell 9 vs 21	Sell 33_Day
2025/01/14	Sell_9day	Sell 9 vs 21	Sell 33_Day
2025/01/15	Buy_9day	Sell 9 vs 21	Sell 33_Day
2025/01/16	Buy_9day	Sell 9 vs 21	Buy 33_Day
2025/01/17	Buy_9day	Sell 9 vs 21	Sell 33_Day
2025/01/20	Buy_9day	Sell 9 vs 21	Sell 33_Day
2025/01/21	Buy_9day	Sell 9 vs 21	Buy 33_Day
2025/01/22	Buy_9day	Sell 9 vs 21	Buy 33_Day
2025/01/23	Buy_9day	Buy 9 vs 21	Buy 33_Day
2025/01/24	Buy_9day	Buy 9 vs 21	Buy 33_Day
2025/01/27	Buy_9day	Buy 9 vs 21	Buy 33_Day
2025/01/28	Buy_9day	Buy 9 vs 21	Buy 33_Day
2025/01/29	Buy_9day	Buy 9 vs 21	Buy 33_Day
2025/01/30	Sell_9day	Buy 9 vs 21	Buy 33_Day
2025/01/31	Buy_9day	Buy 9 vs 21	Buy 33_Day
2025/02/03	Buy_9day	Buy 9 vs 21	Buy 33_Day
2025/02/04	Buy_9day	Buy 9 vs 21	Buy 33_Day
2025/02/05	Buy_9day	Buy 9 vs 21	Buy 33_Day
2025/02/06	Buy_9day	Buy 9 vs 21	Buy 33_Day
2025/02/07	Buy_9day	Buy 9 vs 21	Buy 33_Day
2025/02/10	Buy_9day	Buy 9 vs 21	Buy 33_Day
2025/02/11	Buy_9day	Buy 9 vs 21	Buy 33_Day
2025/02/12	Buy_9day	Buy 9 vs 21	Buy 33_Day
2025/02/13	Buy_9day	Buy 9 vs 21	Buy 33_Day
2025/02/14	Sell_9day	Buy 9 vs 21	Buy 33_Day
2025/02/17	Sell_9day	Buy 9 vs 21	Buy 33_Day
2025/02/18	Sell_9day	Buy 9 vs 21	Buy 33_Day

Strategy Universe	Pairs_NYSE_Software	Ascendant guidance	Trade	Strategy_Open Date	2025/01/24	Caterpillar Guidance	Trade	
							(+) : Mom Days	90
							(-) : Mom Days	0
							Guided : Factor	66 day
							324_Buy Guidance	0.0%
							324_Sell Guidance	96.3%
							Mom_75 (days)	81.2%
							9 vs 21 day	13.28%
							Price vs 9 day	-1.12%

TEAM.NAS

21 per. Mov. Avg. (TEAM.NAS)

Linear (TEAM.NAS)

PTC.NAS

21 per. Mov. Avg. (PTC.NAS)

Linear (PTC.NAS)

S
e
|
|

TTWO.NAS

Take-Two Interactive
Media
Entertainment

New York

Market Cap : (B)

33 044

Follow the " 3day to 5day waiting period " before entering the trade : understand the Graph, Trend and Variables

OMC.NYS

Omnicom Group
Media
Media

New York

Market Cap : (B)

19 974

Plan your enrty levels. Focus on the process not the outcome. Expect further short-term deviation from the trade signal. "Patience"

Date	Price or Relative Price	Short_Term_ Radar	Medium_ Term_Radar	Caterpillar_ %	Wise_ Owl(Rnk)	324_Factor	Factor_324	Defcon _Index	Defcon _Index_Trade	Margin of Safety	75_Day_Mom	Trade_Rating (Guidance)	Trendsum
2024/12/18	2.073	No Trade	No Trade	63.88%	50	Research	85	99	Research Defon Sell	13.15%	31.86%	B	19
2024/12/19	2.064	No Trade	No Trade	61.31%	50	Research	85	98	Research Defon Sell	12.63%	30.11%	B	18
2024/12/20	2.048	Sell_Panda_ST	No Trade	56.98%	50	Research	85	97	Research Defon Sell	11.73%	29.56%	B	16
2024/12/23	2.113	No Trade	No Trade	73.94%	50	Research	85	100	Research Defon Sell	15.23%	35.83%	A	15
2024/12/27	2.156	No Trade	No Trade	84.61%	50	Research	85	100	Research Defon Sell	17.43%	39.07%	A	14
2024/12/30	2.150	No Trade	No Trade	82.86%	50	Research	85	100	Research Defon Sell	17.06%	37.96%	A	14
2025/01/02	2.118	No Trade	No Trade	73.91%	50	Research	85	98	Research Defon Sell	15.22%	39.13%	B	11
2025/01/03	2.198	No Trade	No Trade	94.83%	50	Research	85	100	Research Defon Sell	19.53%	45.72%	A	12
2025/01/06	2.221	No Trade	No Trade	100.00%	50	Research	85	100	Research Defon Sell	20.71%	47.93%	A	14
2025/01/07	2.148	No Trade	No Trade	80.68%	50	Research	85	97	Research Defon Sell	16.71%	43.72%	B	16
2025/01/08	2.184	No Trade	No Trade	90.05%	50	Research	85	98	Research Defon Sell	18.64%	47.66%	B	18
2025/01/09	2.184	No Trade	No Trade	89.92%	50	Research	85	98	Research Defon Sell	18.62%	50.15%	B	20
2025/01/10	2.176	No Trade	No Trade	87.84%	50	Research	85	98	Research Defon Sell	18.19%	48.71%	B	20
2025/01/13	2.150	No Trade	No Trade	80.46%	50	Research	85	97	Research Defon Sell	16.66%	44.92%	B	20
2025/01/14	2.124	Sell_Panda_ST	No Trade	73.62%	50	Research	85	96	Research Defon Sell	15.24%	41.79%	B	18
2025/01/15	2.121	Sell_Panda_ST	Sell_Panda_ST	72.64%	50	Research	85	95	Research Defon Sell	15.04%	43.99%	B	16
2025/01/16	2.136	No Trade	No Trade	76.57%	50	Research	85	96	Research Defon Sell	15.85%	43.30%	B	11
2025/01/17	2.183	No Trade	No Trade	88.78%	75	Research	170	98	Research Defon Sell	18.38%	46.86%	AA	8
2025/01/20	2.183	No Trade	No Trade	88.40%	75	Research	170	98	Research Defon Sell	18.30%	48.99%	AA	5
2025/01/21	2.138	No Trade	No Trade	76.45%	75	Research	170	96	Research Defon Sell	15.83%	44.13%	AA	2
2025/01/22	2.183	No Trade	No Trade	87.97%	75	Research	170	98	Research Defon Sell	18.21%	49.32%	AA	4
2025/01/23	2.134	No Trade	No Trade	75.05%	75	Research	170	96	Research Defon Sell	15.54%	42.84%	AA	2
2025/01/24	2.143	No Trade	No Trade	77.33%	75	Research	170	96	Research Defon Sell	16.01%	42.00%	AA	-1
2025/01/27	2.127	No Trade	No Trade	72.71%	60	Research	170	96	Research Defon Sell	15.05%	41.11%	A	-3
2025/01/28	2.146	No Trade	No Trade	77.60%	75	Research	170	97	Research Defon Sell	16.07%	43.35%	AA	-7
2025/01/29	2.190	No Trade	No Trade	88.93%	75	Research	170	99	Research Defon Sell	18.41%	45.12%	AA	-7
2025/01/30	2.210	No Trade	No Trade	94.16%	75	Research	170	100	Research Defon Sell	19.50%	46.59%	AA	-7
2025/01/31	2.137	No Trade	No Trade	75.03%	75	Research	170	96	Research Defon Sell	15.54%	42.00%	AA	-7
2025/02/03	2.120	No Trade	No Trade	70.16%	60	Research	170	95	Research Defon Sell	14.53%	41.33%	A	-8
2025/02/04	2.112	No Trade	No Trade	67.92%	60	Research	170	95	Research Defon Sell	14.06%	43.83%	A	-9
2025/02/05	2.177	No Trade	No Trade	84.81%	75	Research	170	98	Research Defon Sell	17.56%	48.01%	AA	-10
2025/02/06	2.174	No Trade	No Trade	83.71%	75	Research	170	98	Research Defon Sell	17.33%	46.26%	AA	-10
2025/02/07	2.491	No Trade	No Trade	100.00%	75	Research	170	100	Research Defon Sell	34.45%	64.53%	AA	-8
2025/02/10	2.573	No Trade	No Trade	100.00%	75	Research	170	100	Research Defon Sell	38.79%	62.47%	AA	-6
2025/02/11	2.548	No Trade	No Trade	96.32%	75	Research	170	99	Research Defon Sell	37.36%	59.36%	AA	-3
2025/02/12	2.575	No Trade	No Trade	100.00%	75	Research	170	100	Research Defon Sell	38.82%	60.42%	AA	-3
2025/02/13	2.564	No Trade	No Trade	98.36%	75	Research	170	100	Research Defon Sell	38.19%	59.30%	AA	-2
2025/02/14	2.541	No Trade	No Trade	95.04%	75	Research	170	99	Research Defon Sell	36.90%	62.00%	AA	0
2025/02/17	2.541	No Trade	No Trade	94.81%	75	Research	170	99	Research Defon Sell	36.81%	59.22%	AA	2
2025/02/18	2.592	No Trade	No Trade	100.00%	75	Research	170	100	Research Defon Sell	39.53%	62.83%	AA	6



Date	9 day	9 vs 21 day	33 day
2025/01/02	Buy_9day	Buy 9 vs 21	Buy 33_Day
2025/01/03	Buy_9day	Buy 9 vs 21	Buy 33_Day
2025/01/06	Buy_9day	Buy 9 vs 21	Buy 33_Day
2025/01/07	Buy_9day	Buy 9 vs 21	Buy 33_Day
2025/01/08	Buy_9day	Buy 9 vs 21	Buy 33_Day
2025/01/09	Buy_9day	Buy 9 vs 21	Buy 33_Day
2025/01/10	Buy_9day	Buy 9 vs 21	Buy 33_Day
2025/01/13	Sell_9day	Buy 9 vs 21	Buy 33_Day
2025/01/14	Sell_9day	Buy 9 vs 21	Buy 33_Day
2025/01/15	Sell_9day	Buy 9 vs 21	Buy 33_Day
2025/01/16	Sell_9day	Buy 9 vs 21	Buy 33_Day
2025/01/17	Buy_9day	Buy 9 vs 21	Buy 33_Day
2025/01/20	Buy_9day	Buy 9 vs 21	Buy 33_Day
2025/01/21	Sell_9day	Buy 9 vs 21	Buy 33_Day
2025/01/22	Buy_9day	Buy 9 vs 21	Buy 33_Day
2025/01/23	Sell_9day	Buy 9 vs 21	Buy 33_Day
2025/01/24	Sell_9day	Sell 9 vs 21	Buy 33_Day
2025/01/27	Sell_9day	Sell 9 vs 21	Buy 33_Day
2025/01/28	Sell_9day	Sell 9 vs 21	Buy 33_Day
2025/01/29	Buy_9day	Sell 9 vs 21	Buy 33_Day
2025/01/30	Buy_9day	Sell 9 vs 21	Buy 33_Day
2025/01/31	Sell_9day	Sell 9 vs 21	Buy 33_Day
2025/02/03	Sell_9day	Sell 9 vs 21	Sell 33_Day
2025/02/04	Sell_9day	Sell 9 vs 21	Sell 33_Day
2025/02/05	Buy_9day	Sell 9 vs 21	Buy 33_Day
2025/02/06	Buy_9day	Buy 9 vs 21	Buy 33_Day
2025/02/07	Buy_9day	Buy 9 vs 21	Buy 33_Day
2025/02/10	Buy_9day	Buy 9 vs 21	Buy 33_Day
2025/02/11	Buy_9day	Buy 9 vs 21	Buy 33_Day
2025/02/12	Buy_9day	Buy 9 vs 21	Buy 33_Day
2025/02/13	Buy_9day	Buy 9 vs 21	Buy 33_Day
2025/02/14	Buy_9day	Buy 9 vs 21	Buy 33_Day
2025/02/17	Buy_9day	Buy 9 vs 21	Buy 33_Day
2025/02/18	Buy_9day	Buy 9 vs 21	Buy 33_Day

Strategy Universe

Pairs_NYSE_Media_Entertainment

Ascendant guidance

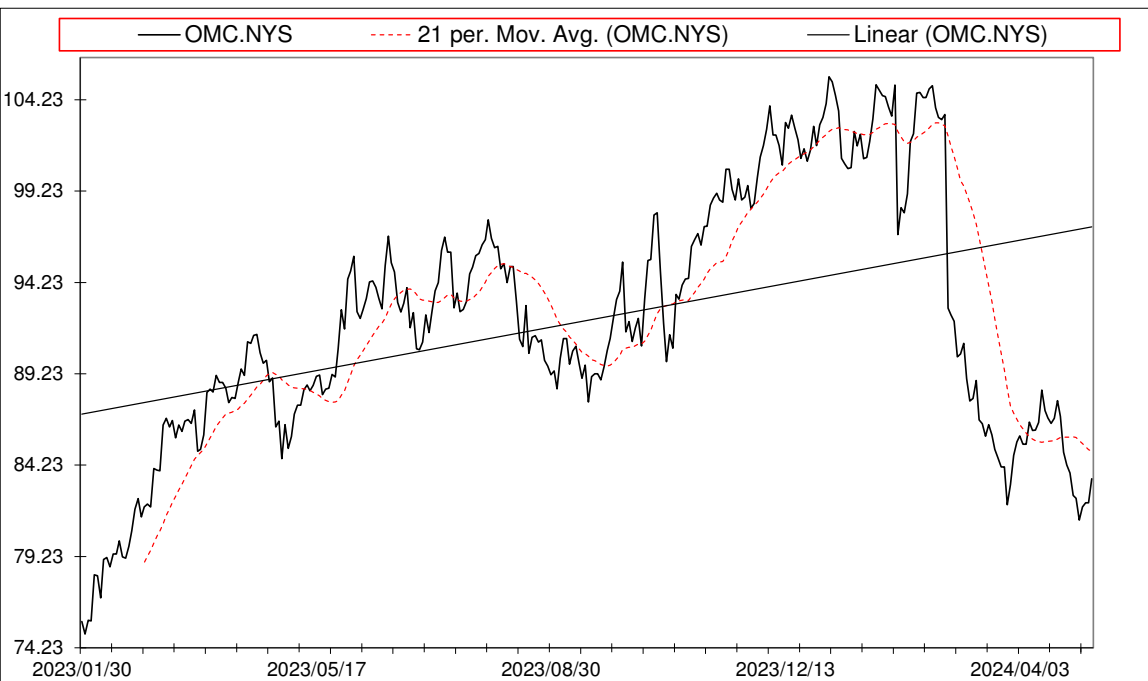
Trade

Strategy_Open Date

2025/01/24

Caterpillar
Guidance

Trade



(+) : Mom Days	76
(-) : Mom Days	0
Guided : Factor	66 day
324_Buy Guidance	0.0%
324_Sell Guidance	100.0%
Mom_75 (days)	62.8%
9 vs 21 day	8.91%
Price vs 9 day	3.22%

S
e
l
l

XAR.ARC

SPDR S&P Aerospace & Defense ETF

Aerospace & Defense

ETF_NYSE_Price

NYSE

Market Cap : (B)

2 679

Follow the " 3day to 5day waiting period " before entering the trade : understand the Graph, Trend and Variables

XLB.ARC

Materials Select Sector SPDR

Materials

ETF_NYSE_Price

NYSE

Market Cap : (B)

5 920

Plan your enrty levels. Focus on the process not the outcome. Expect further short-term deviation from the trade signal. "Patience"

-2.29548.792-21.263													
Date	Price or Relative Price	Short_Term_ Radar	Medium_ Term_Radar	Caterpillar_ %	Wise_ Owl(Rnk)	324_Factor	Factor_324	Defcon _Index	Defcon _Index_Trade	Margin of Safety	75_Day_Mom	Trade_Rating (Guidance)	Trendsum
2024/12/18	1.900	No Trade	No Trade	56.30%	0	Absolutely No	0	98	Research Defon Sell	5.05%	14.91%	C	24
2024/12/19	1.931	No Trade	No Trade	74.73%	50	Research	85	100	Research Defon Sell	6.71%	17.74%	A	23
2024/12/20	1.944	No Trade	No Trade	82.15%	50	Research	85	100	Research Defon Sell	7.37%	17.51%	A	24
2024/12/23	1.948	No Trade	No Trade	83.10%	50	Research	85	100	Research Defon Sell	7.46%	18.58%	A	26
2024/12/27	1.990	No Trade	No Trade	100.00%	50	Research	85	100	Research Defon Sell	9.54%	20.60%	A	29
2024/12/30	1.987	No Trade	No Trade	96.61%	60	Research	85	100	Research Defon Sell	9.22%	19.91%	A	31
2025/01/02	1.987	No Trade	No Trade	95.32%	60	Research	85	100	Research Defon Sell	9.10%	20.41%	A	32
2025/01/03	2.038	No Trade	No Trade	100.00%	60	Research	85	100	Research Defon Sell	11.80%	24.91%	A	36
2025/01/06	2.012	No Trade	No Trade	86.55%	60	Research	85	99	Research Defon Sell	10.21%	23.69%	B	38
2025/01/07	1.999	No Trade	No Trade	80.28%	50	Research	85	98	Research Defon Sell	9.47%	22.40%	B	38
2025/01/08	1.998	No Trade	No Trade	79.18%	50	Research	85	98	Research Defon Sell	9.34%	23.29%	B	39
2025/01/09	1.998	No Trade	No Trade	78.73%	50	Research	85	98	Research Defon Sell	9.29%	21.17%	B	37
2025/01/10	1.993	Sell_Panda_ST	No Trade	76.05%	50	Research	85	98	Research Defon Sell	8.98%	20.07%	B	34
2025/01/13	1.950	Sell_Panda_ST	No Trade	55.13%	50	Research	85	96	Research Defon Sell	6.51%	20.03%	B	28
2025/01/14	1.953	Sell_Panda_ST	No Trade	56.11%	50	Research	85	96	Research Defon Sell	6.62%	19.62%	B	22
2025/01/15	1.959	Sell_Panda_ST	No Trade	58.16%	50	Research	85	96	Research Defon Sell	6.86%	22.25%	B	17
2025/01/16	1.957	Sell_Panda_ST	Sell_Panda_ST	56.89%	50	Research	85	96	Research Defon Sell	6.71%	20.97%	B	12
2025/01/17	1.955	No Trade	No Trade	55.33%	50	Research	85	96	Research Defon Sell	6.53%	19.73%	B	8
2025/01/20	1.955	No Trade	No Trade	54.04%	50	Research	85	96	Research Defon Sell	6.38%	18.25%	B	7
2025/01/21	2.021	No Trade	No Trade	84.02%	50	Research	85	99	Research Defon Sell	9.91%	21.52%	A	7
2025/01/22	2.018	No Trade	No Trade	82.46%	75	Research	170	99	Research Defon Sell	9.73%	21.31%	AA	9
2025/01/23	2.026	No Trade	No Trade	85.58%	90	Research	170	99	Research Defon Sell	10.10%	20.99%	AAA	12
2025/01/24	2.011	No Trade	No Trade	78.08%	75	Research	170	99	Research Defon Sell	9.21%	20.11%	AA	14
2025/01/27	1.964	No Trade	No Trade	55.39%	60	Research	170	96	Research Defon Sell	6.54%	17.15%	A	14
2025/01/28	1.962	No Trade	No Trade	54.19%	60	Research	170	96	Research Defon Sell	6.39%	17.51%	A	14
2025/01/29	1.948	No Trade	No Trade	47.35%	0	Absolutely No	0	96	Research Defon Sell	5.59%	18.23%	C	9
2025/01/30	1.962	No Trade	No Trade	52.95%	60	Research	170	96	Research Defon Sell	6.25%	17.37%	A	5
2025/01/31	1.976	No Trade	No Trade	59.21%	60	Research	170	97	Research Defon Sell	6.99%	18.40%	A	2
2025/02/03	1.967	No Trade	No Trade	53.97%	60	Research	170	97	Research Defon Sell	6.37%	18.27%	A	1
2025/02/04	1.960	No Trade	No Trade	50.30%	0	Absolutely No	0	96	Research Defon Sell	5.94%	16.60%	C	-1
2025/02/05	1.974	No Trade	No Trade	56.08%	50	Research	85	97	Research Defon Sell	6.62%	17.83%	B	-3
2025/02/06	1.940	No Trade	No Trade	39.98%	0	Absolutely No	0	95	Research Defon Sell	4.72%	16.19%	C	-7
2025/02/07	1.961	No Trade	No Trade	49.37%	0	Absolutely No	0	96	Research Defon Sell	5.83%	15.89%	C	-9
2025/02/10	1.981	No Trade	No Trade	57.09%	50	Research	85	97	Research Defon Sell	6.74%	18.10%	B	-9
2025/02/11	1.948	No Trade	No Trade	41.68%	0	Absolutely No	0	96	Research Defon Sell	4.92%	16.44%	C	-9
2025/02/12	1.935	No Trade	No Trade	35.38%	0	Absolutely No	0	0	Absolutely no Trade	4.18%	15.34%	C	-11
2025/02/13	1.886	No Trade	No Trade	12.51%	0	Absolutely No	0	0	Absolutely no Trade	1.48%	11.18%	C	-13
2025/02/14	1.878	No Trade	No Trade	8.68%	0	Absolutely No	0	0	Absolutely no Trade	1.02%	11.65%	C	-18
2025/02/17	1.878	No Trade	No Trade	7.47%	0	Absolutely No	0	0	Absolutely no Trade	0.88%	11.17%	C	-21
2025/02/18	1.871	No Trade	No Trade	3.61%	0	Absolutely No	0	0	Absolutely no Trade	0.43%	11.74%	C	-23



Date	9 day	9 vs 21 day	33 day
2024/12/30	Buy_9day	Buy 9 vs 21	Buy 33_Day
2025/01/02	Buy_9day	Buy 9 vs 21	Buy 33_Day
2025/01/03	Buy_9day	Buy 9 vs 21	Buy 33_Day
2025/01/06	Buy_9day	Buy 9 vs 21	Buy 33_Day
2025/01/07	Buy_9day	Buy 9 vs 21	Buy 33_Day
2025/01/08	Buy_9day	Buy 9 vs 21	Buy 33_Day
2025/01/09	Buy_9day	Buy 9 vs 21	Buy 33_Day
2025/01/10	Sell_9day	Buy 9 vs 21	Buy 33_Day
2025/01/13	Sell_9day	Buy 9 vs 21	Buy 33_Day
2025/01/14	Sell_9day	Buy 9 vs 21	Buy 33_Day
2025/01/15	Sell_9day	Buy 9 vs 21	Buy 33_Day
2025/01/16	Sell_9day	Buy 9 vs 21	Buy 33_Day
2025/01/17	Sell_9day	Buy 9 vs 21	Buy 33_Day
2025/01/20	Sell_9day	Buy 9 vs 21	Buy 33_Day
2025/01/21	Buy_9day	Sell 9 vs 21	Buy 33_Day
2025/01/22	Buy_9day	Sell 9 vs 21	Buy 33_Day
2025/01/23	Buy_9day	Sell 9 vs 21	Buy 33_Day
2025/01/24	Buy_9day	Sell 9 vs 21	Buy 33_Day
2025/01/27	Sell_9day	Sell 9 vs 21	Buy 33_Day
2025/01/28	Sell_9day	Sell 9 vs 21	Buy 33_Day
2025/01/29	Sell_9day	Sell 9 vs 21	Sell 33_Day
2025/01/30	Sell_9day	Buy 9 vs 21	Buy 33_Day
2025/01/31	Sell_9day	Buy 9 vs 21	Buy 33_Day
2025/02/03	Sell_9day	Buy 9 vs 21	Buy 33_Day
2025/02/04	Sell_9day	Sell 9 vs 21	Sell 33_Day
2025/02/05	Buy_9day	Sell 9 vs 21	Buy 33_Day
2025/02/06	Sell_9day	Sell 9 vs 21	Sell 33_Day
2025/02/07	Sell_9day	Sell 9 vs 21	Sell 33_Day
2025/02/10	Buy_9day	Sell 9 vs 21	Buy 33_Day
2025/02/11	Sell_9day	Sell 9 vs 21	Sell 33_Day
2025/02/12	Sell_9day	Sell 9 vs 21	Sell 33_Day
2025/02/13	Sell_9day	Sell 9 vs 21	Sell 33_Day
2025/02/14	Sell_9day	Sell 9 vs 21	Sell 33_Day
2025/02/17	Sell_9day	Sell 9 vs 21	Sell 33_Day
2025/02/18	Sell_9day	Sell 9 vs 21	Sell 33_Day

Strategy Universe	NYSE_ETF_Pairs	Ascendant guidance	Trade	Strategy_Open Date	2025/01/24	Caterpillar Guidance	Trade	
<div><div><div>XAR.ARC</div><div>21 per. Mov. Avg. (XAR.ARC)</div><div>Linear (XAR.ARC)</div></div><div><div>XLB.ARC</div><div>21 per. Mov. Avg. (XLB.ARC)</div><div>Linear (XLB.ARC)</div></div></div>							(+) : Mom Days	0
							(-) : Mom Days	0
							Guided : Factor	9 vs 21 day
							324_Buy Guidance	0.0%
							324_Sell Guidance	91.8%
							Mom_75 (days)	11.7%
							9 vs 21 day	-1.83%
							Price vs 9 day	-2.55%

Follow the " 3day to 5day waiting period " before entering the trade : understand the Graph, Trend and Variables

Plan your entry levels. Focus on the process not the outcome. Expect further short-term deviation from the trade signal. "Patience"

-2.384														25.650		-10.760	
Date	Price or Relative Price	Short_Term_ Radar	Medium_ Term_Radar	Caterpillar_ %	Wise_ Owl(Rnk)	324_Factor	Factor_324	Defcon _Index	Defcon _Index_Trade	Margin of Safety	75_Day_Mom	Trade_Rating (Guidance)	Trendsum				
2024/12/18	0.534	No Trade	No Trade	53.52%	50	Research	85	99	Research Defon Sell	10.05%	21.52%	B	9				
2024/12/19	0.538	No Trade	No Trade	58.42%	50	Research	85	100	Research Defon Sell	10.97%	23.15%	A	10				
2024/12/20	0.535	No Trade	No Trade	54.99%	50	Research	85	99	Research Defon Sell	10.33%	23.10%	A	12				
2024/12/23	0.538	No Trade	No Trade	57.02%	50	Research	85	100	Research Defon Sell	10.71%	24.79%	A	13				
2024/12/27	0.544	No Trade	No Trade	63.30%	50	Research	85	100	Research Defon Sell	11.89%	25.24%	A	15				
2024/12/30	0.544	No Trade	No Trade	63.00%	50	Research	85	100	Research Defon Sell	11.83%	25.28%	A	18				
2025/01/02	0.540	No Trade	No Trade	57.90%	50	Research	85	99	Research Defon Sell	10.87%	25.25%	A	22				
2025/01/03	0.539	No Trade	No Trade	56.67%	50	Research	85	99	Research Defon Sell	10.64%	24.43%	A	24				
2025/01/06	0.534	Sell_Panda_ST	No Trade	51.00%	50	Research	85	98	Research Defon Sell	9.58%	24.12%	B	23				
2025/01/07	0.540	No Trade	No Trade	56.96%	50	Research	85	99	Research Defon Sell	10.70%	24.89%	A	18				
2025/01/08	0.541	No Trade	No Trade	58.77%	50	Research	85	100	Research Defon Sell	11.04%	26.01%	A	15				
2025/01/09	0.541	No Trade	No Trade	58.61%	50	Research	85	100	Research Defon Sell	11.01%	24.31%	A	13				
2025/01/10	0.523	No Trade	No Trade	38.51%	50	Research	85	96	Research Defon Sell	7.23%	20.69%	B	10				
2025/01/13	0.526	No Trade	No Trade	40.82%	50	Research	85	97	Research Defon Sell	7.67%	18.83%	B	6				
2025/01/14	0.523	No Trade	No Trade	37.70%	50	Research	85	96	Research Defon Sell	7.08%	17.43%	B	2				
2025/01/15	0.526	No Trade	No Trade	40.47%	50	Research	85	97	Research Defon Sell	7.60%	17.65%	B	-4				
2025/01/16	0.524	No Trade	No Trade	38.35%	50	Research	85	96	Research Defon Sell	7.20%	17.59%	B	-9				
2025/01/17	0.527	No Trade	No Trade	41.59%	50	Research	85	97	Research Defon Sell	7.81%	18.03%	B	-11				
2025/01/20	0.527	No Trade	No Trade	41.13%	50	Research	85	97	Research Defon Sell	7.72%	17.53%	B	-13				
2025/01/21	0.536	No Trade	No Trade	50.47%	50	Research	85	98	Research Defon Sell	9.48%	20.14%	B	-13				
2025/01/22	0.550	No Trade	No Trade	66.33%	50	Research	85	100	Research Defon Sell	12.46%	23.67%	A	-11				
2025/01/23	0.542	No Trade	No Trade	57.32%	50	Research	85	99	Research Defon Sell	10.76%	21.32%	B	-7				
2025/01/24	0.548	No Trade	No Trade	62.95%	50	Research	85	99	Research Defon Sell	11.82%	19.06%	A	-4				
2025/01/27	0.523	No Trade	No Trade	35.91%	50	Research	85	95	Research Defon Sell	6.74%	14.23%	C	-4				
2025/01/28	0.526	No Trade	No Trade	38.63%	50	Research	85	96	Research Defon Sell	7.26%	14.43%	C	-4				
2025/01/29	0.532	No Trade	No Trade	44.89%	50	Research	85	97	Research Defon Sell	8.43%	16.53%	B	-6				
2025/01/30	0.541	No Trade	No Trade	54.43%	50	Research	85	98	Research Defon Sell	10.22%	20.50%	B	-9				
2025/01/31	0.539	No Trade	No Trade	52.62%	50	Research	85	98	Research Defon Sell	9.88%	20.09%	B	-11				
2025/02/03	0.539	No Trade	No Trade	51.68%	50	Research	85	98	Research Defon Sell	9.71%	19.92%	B	-12				
2025/02/04	0.544	No Trade	No Trade	56.77%	50	Research	85	99	Research Defon Sell	10.66%	21.08%	B	-12				
2025/02/05	0.550	No Trade	No Trade	64.86%	50	Research	85	100	Research Defon Sell	11.88%	22.36%	A	-11				
2025/02/06	0.541	No Trade	No Trade	55.44%	50	Research	85	98	Research Defon Sell	10.16%	19.95%	B	-8				
2025/02/07	0.544	No Trade	No Trade	57.87%	50	Research	85	99	Research Defon Sell	10.60%	20.91%	B	-5				
2025/02/10	0.543	No Trade	No Trade	56.88%	50	Research	85	99	Research Defon Sell	10.42%	20.07%	B	-3				
2025/02/11	0.537	No Trade	No Trade	49.98%	50	Research	85	98	Research Defon Sell	9.16%	18.69%	B	-4				
2025/02/12	0.539	No Trade	No Trade	68.65%	50	Research	85	98	Research Defon Sell	9.52%	15.76%	B	-7				
2025/02/13	0.539	No Trade	No Trade	76.24%	50	Research	85	98	Research Defon Sell	9.50%	15.14%	B	-11				
2025/02/14	0.546	No Trade	No Trade	87.19%	50	Research	85	99	Research Defon Sell	10.86%	17.52%	A	-12				
2025/02/17	0.546	No Trade	No Trade	86.48%	50	Research	85	99	Research Defon Sell	10.77%	17.06%	A	-13				
2025/02/18	0.539	No Trade	No Trade	74.79%	50	Research	85	98	Research Defon Sell	9.32%	15.99%	B	-10				

S
e
|
|

XEL.NAS

Xcel Energy

Utilities

Electric Utilities

New York

Market Cap : (B)

40 972

ES.NYS

Eversource Energy

Utilities

Electric Utilities

New York

Market Cap : (B)

23 223

Follow the " 3day to 5day waiting period " before entering the trade : understand the Graph, Trend and Variables

Plan your enrty levels. Focus on the process not the outcome. Expect further short-term deviation from the trade signal. "Patience"

-2.400												23.321		-9.717	
Date	Price or Relative Price	Short_Term_ Radar	Medium_ Term_Radar	Caterpillar_ %	Wise_ Owl(Rnk)	324_Factor	Factor_324	Defcon _Index	Defcon _Index_Trade	Margin of Safety	75_Day_Mom	Trade_Rating (Guidance)	Trendsum		
2024/12/18	1.182	No Trade	No Trade	60.40%	50	Research	85	100	Research Defon Sell	13.16%	26.79%	A	1		
2024/12/19	1.192	No Trade	No Trade	64.64%	50	Research	85	100	Research Defon Sell	14.09%	27.74%	A	3		
2024/12/20	1.183	No Trade	No Trade	60.64%	50	Research	85	99	Research Defon Sell	13.21%	26.87%	A	5		
2024/12/23	1.184	No Trade	No Trade	60.62%	50	Research	85	99	Research Defon Sell	13.21%	26.15%	A	9		
2024/12/27	1.189	No Trade	No Trade	62.04%	50	Research	85	100	Research Defon Sell	13.52%	26.21%	A	12		
2024/12/30	1.180	No Trade	No Trade	57.63%	50	Research	85	99	Research Defon Sell	12.56%	24.62%	B	11		
2025/01/02	1.166	No Trade	No Trade	51.31%	50	Research	85	98	Research Defon Sell	11.18%	24.15%	B	10		
2025/01/03	1.164	No Trade	No Trade	50.15%	50	Research	85	98	Research Defon Sell	10.93%	23.29%	B	7		
2025/01/06	1.158	No Trade	No Trade	47.49%	50	Research	85	97	Research Defon Sell	10.35%	22.54%	B	2		
2025/01/07	1.170	No Trade	No Trade	52.61%	50	Research	85	98	Research Defon Sell	11.46%	22.74%	B	-3		
2025/01/08	1.170	No Trade	No Trade	52.49%	50	Research	85	98	Research Defon Sell	11.44%	22.79%	B	-6		
2025/01/09	1.170	No Trade	No Trade	52.36%	50	Research	85	98	Research Defon Sell	11.41%	22.54%	B	-7		
2025/01/10	1.139	No Trade	No Trade	38.54%	50	Research	85	96	Research Defon Sell	8.40%	18.49%	B	-8		
2025/01/13	1.139	No Trade	No Trade	38.07%	50	Research	85	96	Research Defon Sell	8.30%	18.06%	B	-9		
2025/01/14	1.145	No Trade	No Trade	40.47%	50	Research	85	96	Research Defon Sell	8.82%	17.93%	B	-10		
2025/01/15	1.147	No Trade	No Trade	41.42%	50	Research	85	96	Research Defon Sell	9.02%	18.32%	B	-13		
2025/01/16	1.139	No Trade	No Trade	37.75%	50	Research	85	96	Research Defon Sell	8.23%	19.11%	B	-14		
2025/01/17	1.153	No Trade	No Trade	43.69%	50	Research	85	97	Research Defon Sell	9.52%	20.15%	B	-15		
2025/01/20	1.153	No Trade	No Trade	43.31%	50	Research	85	97	Research Defon Sell	9.44%	19.55%	B	-16		
2025/01/21	1.162	No Trade	No Trade	47.26%	50	Research	85	97	Research Defon Sell	10.30%	18.96%	B	-17		
2025/01/22	1.201	No Trade	No Trade	63.80%	50	Research	85	100	Research Defon Sell	13.90%	22.84%	A	-16		
2025/01/23	1.175	No Trade	No Trade	52.46%	50	Research	85	98	Research Defon Sell	11.43%	20.52%	B	-12		
2025/01/24	1.183	No Trade	No Trade	55.77%	50	Research	85	99	Research Defon Sell	12.15%	20.28%	B	-8		
2025/01/27	1.168	No Trade	No Trade	48.82%	50	Research	85	97	Research Defon Sell	10.64%	18.23%	B	-3		
2025/01/28	1.151	No Trade	No Trade	41.69%	50	Research	85	96	Research Defon Sell	9.08%	16.64%	B	-1		
2025/01/29	1.153	No Trade	No Trade	42.41%	50	Research	85	96	Research Defon Sell	9.24%	18.50%	B	-5		
2025/01/30	1.164	No Trade	No Trade	47.05%	50	Research	85	97	Research Defon Sell	10.25%	19.26%	B	-9		
2025/01/31	1.165	No Trade	No Trade	47.20%	50	Research	85	97	Research Defon Sell	10.28%	18.35%	B	-11		
2025/02/03	1.158	No Trade	No Trade	43.82%	50	Research	85	96	Research Defon Sell	9.55%	19.41%	B	-13		
2025/02/04	1.160	No Trade	No Trade	44.55%	50	Research	85	97	Research Defon Sell	9.71%	19.16%	B	-14		
2025/02/05	1.160	No Trade	No Trade	44.45%	50	Research	85	97	Research Defon Sell	9.68%	19.22%	B	-15		
2025/02/06	1.139	No Trade	No Trade	35.05%	0	Research	85	0	Absolutely no Trade	7.64%	17.54%	C	-17		
2025/02/07	1.121	No Trade	No Trade	27.15%	0	Absolutely No	0	0	Absolutely no Trade	5.92%	16.85%	C	-19		
2025/02/10	1.106	No Trade	No Trade	20.20%	0	Absolutely No	0	0	Absolutely no Trade	4.40%	14.99%	C	-20		
2025/02/11	1.093	No Trade	No Trade	14.71%	0	Absolutely No	0	0	Absolutely no Trade	3.20%	14.03%	C	-21		
2025/02/12	1.129	No Trade	No Trade	32.38%	0	Research	85	0	Absolutely no Trade	6.52%	15.82%	C	-23		
2025/02/13	1.094	No Trade	No Trade	18.62%	0	Absolutely No	0	0	Absolutely no Trade	3.26%	11.78%	C	-25		
2025/02/14	1.115	No Trade	No Trade	30.01%	0	Absolutely No	0	0	Absolutely no Trade	5.17%	14.96%	C	-28		
2025/02/17	1.115	No Trade	No Trade	29.56%	0	Absolutely No	0	0	Absolutely no Trade	5.09%	13.62%	C	-30		
2025/02/18	1.114	No Trade	No Trade	29.08%	0	Absolutely No	0	0	Absolutely no Trade	5.01%	15.74%	C	-28		

S
e
l
l

CAH.NYS

Cardinal Health

Health Care

Health Care Providers & Services

New York

Market Cap : (B)

29 487

Follow the " 3day to 5day waiting period " before entering the trade : understand the Graph, Trend and Variables

XLV.ARC

SPDR Select Sector Fund - Health Care

Health Care

ETF_NYSE_Price

NYSE

Market Cap : (B)

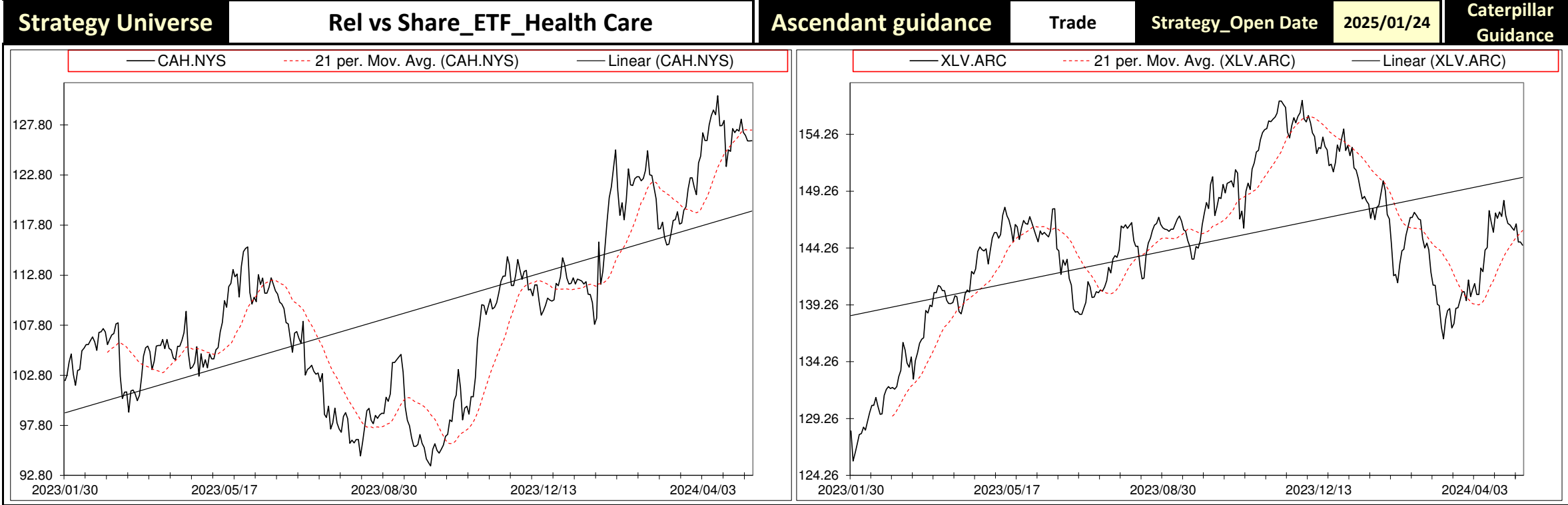
39 091

Plan your enrty levels. Focus on the process not the outcome. Expect further short-term deviation from the trade signal. "Patience"

-2.451														19.150														-7.813															
Date	Price or Relative Price	Short_Term_ Radar	Medium_ Term_Radar	Caterpillar_ %	Wise_ Owl(Rnk)	324_Factor	Factor_324	Defcon _Index	Defcon _Index_Trade	Margin of Safety	75_Day_Mom	Trade_Rating (Guidance)	Trendsum																														
2024/12/18	0.844	No Trade	No Trade	51.06%	50	Research	85	99	Research Defon Sell	7.54%	16.66%	B	-11																														
2024/12/19	0.859	No Trade	No Trade	63.36%	50	Research	85	100	Research Defon Sell	9.36%	18.25%	A	-9																														
2024/12/20	0.857	No Trade	No Trade	61.98%	50	Research	85	100	Research Defon Sell	9.16%	17.80%	A	-6																														
2024/12/23	0.853	No Trade	No Trade	57.97%	50	Research	85	99	Research Defon Sell	8.56%	16.15%	A	-3																														
2024/12/27	0.857	No Trade	No Trade	61.20%	50	Research	85	100	Research Defon Sell	9.04%	17.46%	A	1																														
2024/12/30	0.859	No Trade	No Trade	62.29%	50	Research	85	100	Research Defon Sell	9.20%	19.14%	A	4																														
2025/01/02	0.858	No Trade	No Trade	60.47%	50	Research	85	100	Research Defon Sell	8.93%	18.34%	A	7																														
2025/01/03	0.859	No Trade	No Trade	61.07%	50	Research	85	100	Research Defon Sell	9.02%	19.17%	A	6																														
2025/01/06	0.861	No Trade	No Trade	62.34%	50	Research	85	100	Research Defon Sell	9.21%	20.30%	A	7																														
2025/01/07	0.869	No Trade	No Trade	69.42%	50	Research	85	100	Research Defon Sell	10.25%	21.17%	A	9																														
2025/01/08	0.873	No Trade	No Trade	72.35%	50	Research	85	100	Research Defon Sell	10.69%	22.83%	A	14																														
2025/01/09	0.873	No Trade	No Trade	72.20%	50	Research	85	100	Research Defon Sell	10.66%	21.14%	A	18																														
2025/01/10	0.871	No Trade	No Trade	70.38%	50	Research	85	100	Research Defon Sell	10.40%	20.19%	A	22																														
2025/01/13	0.854	No Trade	No Trade	56.00%	50	Research	85	98	Research Defon Sell	8.27%	19.48%	B	23																														
2025/01/14	0.886	No Trade	No Trade	82.92%	50	Research	85	100	Research Defon Sell	12.25%	24.23%	A	25																														
2025/01/15	0.887	No Trade	No Trade	83.83%	50	Research	85	100	Research Defon Sell	12.38%	24.35%	A	24																														
2025/01/16	0.900	No Trade	No Trade	94.75%	50	Research	85	100	Research Defon Sell	14.00%	25.45%	A	24																														
2025/01/17	0.901	No Trade	No Trade	95.17%	50	Research	85	100	Research Defon Sell	14.06%	25.53%	A	22																														
2025/01/20	0.901	No Trade	No Trade	94.70%	50	Research	85	100	Research Defon Sell	13.99%	25.09%	A	22																														
2025/01/21	0.897	No Trade	No Trade	91.35%	50	Research	85	100	Research Defon Sell	13.49%	24.45%	A	22																														
2025/01/22	0.906	No Trade	No Trade	98.47%	50	Research	85	100	Research Defon Sell	14.54%	24.34%	A	23																														
2025/01/23	0.897	No Trade	No Trade	91.35%	50	Research	85	99	Research Defon Sell	13.49%	21.53%	A	25																														
2025/01/24	0.893	No Trade	No Trade	87.18%	50	Research	85	99	Research Defon Sell	12.88%	20.59%	B	27																														
2025/01/27	0.886	Sell_Panda_ST	No Trade	80.96%	50	Research	85	98	Research Defon Sell	11.96%	19.42%	B	26																														
2025/01/28	0.872	Sell_Panda_ST	Sell_Panda_ST	68.62%	50	Research	85	96	Research Defon Sell	10.14%	16.71%	B	23																														
2025/01/29	0.877	Sell_Panda_ST	Sell_Panda_ST	73.04%	50	Research	85	97	Research Defon Sell	10.79%	17.71%	B	18																														
2025/01/30	0.871	Sell_Panda_ST	Sell_Panda_ST	67.24%	50	Research	85	96	Research Defon Sell	9.93%	19.07%	B	12																														
2025/01/31	0.842	No Trade	No Trade	42.70%	0	Research	85	0	Absolutely no Trade	6.31%	16.41%	C	6																														
2025/02/03	0.850	No Trade	No Trade	49.15%	0	Research	85	0	Absolutely no Trade	7.26%	16.03%	C	2																														
2025/02/04	0.851	No Trade	No Trade	50.05%	0	Research	85	0	Absolutely no Trade	7.39%	15.93%	C	-2																														
2025/02/05	0.859	No Trade	No Trade	56.11%	0	Research	85	0	Absolutely no Trade	8.29%	16.89%	C	-5																														
2025/02/06	0.864	No Trade	No Trade	60.27%	50	Research	85	95	Research Defon Sell	8.90%	17.64%	B	-6																														
2025/02/07	0.870	No Trade	No Trade	65.46%	50	Research	85	96	Research Defon Sell	9.67%	17.19%	B	-5																														
2025/02/10	0.869	No Trade	No Trade	64.67%	50	Research	85	96	Research Defon Sell	9.55%	17.06%	B	-5																														
2025/02/11	0.879	No Trade	No Trade	72.84%	50	Research	85	97	Research Defon Sell	10.76%	18.15%	B	-3																														
2025/02/12	0.871	No Trade	No Trade	65.99%	50	Research	85	96	Research Defon Sell	9.75%	16.07%	B	-1																														
2025/02/13	0.866	No Trade	No Trade	61.31%	50	Research	85	96	Research Defon Sell	9.06%	16.05%	B	-1																														
2025/02/14	0.872	No Trade	No Trade	65.91%	50	Research	85	96	Research Defon Sell	9.74%	16.99%	B	-1																														
2025/02/17	0.872	No Trade	No Trade	65.46%	50	Research	85	96	Research Defon Sell	9.67%	17.52%	B	-1																														
2025/02/18	0.874	No Trade	No Trade	66.98%	50	Research	85	96	Research Defon Sell	9.89%	19.93%	B	1																														



9 day	9 day	9 vs 21 day	33 day
2024/12/30	Buy_9day	Buy 9 vs 21	Buy 33_Day
2025/01/02	Buy_9day	Buy 9 vs 21	Buy 33_Day
2025/01/03	Buy_9day	Buy 9 vs 21	Buy 33_Day
2025/01/06	Buy_9day	Buy 9 vs 21	Buy 33_Day
2025/01/07	Buy_9day	Buy 9 vs 21	Buy 33_Day
2025/01/08	Buy_9day	Buy 9 vs 21	Buy 33_Day
2025/01/09	Buy_9day	Buy 9 vs 21	Buy 33_Day
2025/01/10	Buy_9day	Buy 9 vs 21	Buy 33_Day
2025/01/13	Sell_9day	Buy 9 vs 21	Buy 33_Day
2025/01/14	Buy_9day	Buy 9 vs 21	Buy 33_Day
2025/01/15	Buy_9day	Buy 9 vs 21	Buy 33_Day
2025/01/16	Buy_9day	Buy 9 vs 21	Buy 33_Day
2025/01/17	Buy_9day	Buy 9 vs 21	Buy 33_Day
2025/01/20	Buy_9day	Buy 9 vs 21	Buy 33_Day
2025/01/21	Buy_9day	Buy 9 vs 21	Buy 33_Day
2025/01/22	Buy_9day	Buy 9 vs 21	Buy 33_Day
2025/01/23	Buy_9day	Buy 9 vs 21	Buy 33_Day
2025/01/24	Sell_9day	Buy 9 vs 21	Buy 33_Day
2025/01/27	Sell_9day	Buy 9 vs 21	Buy 33_Day
2025/01/28	Sell_9day	Buy 9 vs 21	Buy 33_Day
2025/01/29	Sell_9day	Buy 9 vs 21	Buy 33_Day
2025/01/30	Sell_9day	Buy 9 vs 21	Buy 33_Day
2025/01/31	Sell_9day	Buy 9 vs 21	Sell 33_Day
2025/02/03	Sell_9day	Sell 9 vs 21	Sell 33_Day
2025/02/04	Sell_9day	Sell 9 vs 21	Sell 33_Day
2025/02/05	Sell_9day	Sell 9 vs 21	Sell 33_Day
2025/02/06	Buy_9day	Sell 9 vs 21	Sell 33_Day
2025/02/07	Buy_9day	Sell 9 vs 21	Sell 33_Day
2025/02/10	Buy_9day	Sell 9 vs 21	Sell 33_Day
2025/02/11	Buy_9day	Sell 9 vs 21	Buy 33_Day
2025/02/12	Buy_9day	Sell 9 vs 21	Sell 33_Day
2025/02/13	Buy_9day	Sell 9 vs 21	Sell 33_Day
2025/02/14	Buy_9day	Sell 9 vs 21	Sell 33_Day
2025/02/17	Buy_9day	Sell 9 vs 21	Sell 33_Day
2025/02/18	Buy_9day	Sell 9 vs 21	Sell 33_Day



Caterpillar Guidance	Trade
(+) : Mom Days	128
(-) : Mom Days	0
Guided : Factor	66 day
324_Buy Guidance	0.0%
324_Sell Guidance	96.5%
Mom_75 (days)	19.9%
9 vs 21 day	-0.28%
Price vs 9 day	0.33%

S
e
l
l

GPOR.NYS

Gulfport Energy Corp

Energy

Oil & Gas Exploration & Production

New York

Market Cap : (B)

3 134

XOP.ARC

SPDR S&P Oil & Gas Explor & Product

Energy

ETF_NYSE_Price

NYSE

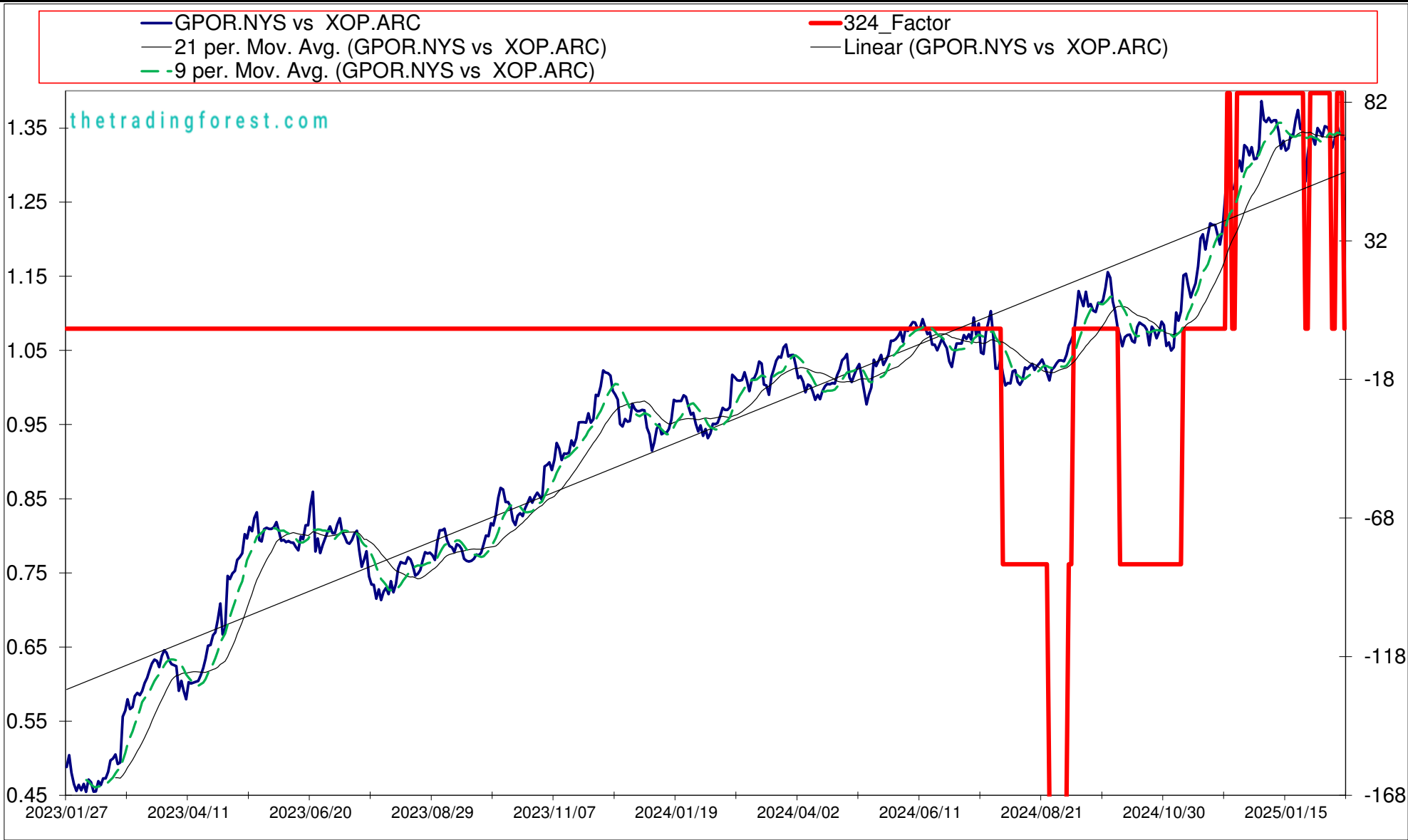
Market Cap : (B)

2 758

Follow the " 3day to 5day waiting period " before entering the trade : understand the Graph, Trend and Variables

Plan your enrty levels. Focus on the process not the outcome. Expect further short-term deviation from the trade signal. "Patience"

-2.26769.242-30.539													
Date	Price or Relative Price	Short_Term_ Radar	Medium_ Term_Radar	Caterpillar_ %	Wise_ Owl(Rnk)	324_Factor	Factor_324	Defcon _Index	Defcon _Index_Trade	Margin of Safety	75_Day_Mom	Trade_Rating (Guidance)	Trendsum
2024/12/18	1.316	No Trade	No Trade	68.38%	50	Research	85	99	Research Defon Sell	8.01%	24.21%	B	35
2024/12/19	1.327	No Trade	No Trade	75.44%	50	Research	85	100	Research Defon Sell	8.84%	24.39%	A	34
2024/12/20	1.311	No Trade	No Trade	63.49%	50	Research	85	99	Research Defon Sell	7.44%	21.84%	B	31
2024/12/23	1.312	No Trade	No Trade	62.31%	50	Research	85	99	Research Defon Sell	7.30%	19.31%	B	30
2024/12/27	1.324	No Trade	No Trade	68.66%	50	Research	85	100	Research Defon Sell	8.04%	16.88%	A	28
2024/12/30	1.389	No Trade	No Trade	100.00%	50	Research	85	100	Research Defon Sell	13.13%	23.80%	A	28
2025/01/02	1.364	No Trade	No Trade	82.63%	50	Research	85	98	Research Defon Sell	10.85%	22.59%	B	27
2025/01/03	1.361	No Trade	No Trade	80.30%	50	Research	85	98	Research Defon Sell	10.55%	20.24%	B	27
2025/01/06	1.367	No Trade	No Trade	82.20%	50	Research	85	98	Research Defon Sell	10.80%	22.91%	B	27
2025/01/07	1.361	No Trade	No Trade	77.78%	50	Research	85	98	Research Defon Sell	10.22%	21.97%	B	24
2025/01/08	1.363	No Trade	No Trade	79.00%	50	Research	85	98	Research Defon Sell	10.38%	23.21%	B	21
2025/01/09	1.363	No Trade	No Trade	78.46%	50	Research	85	98	Research Defon Sell	10.31%	23.41%	B	19
2025/01/10	1.349	Sell_Panda_ST	No Trade	68.84%	50	Research	85	97	Research Defon Sell	9.04%	20.70%	B	17
2025/01/13	1.325	Sell_Panda_ST	Sell_Panda_ST	52.76%	50	Research	85	95	Research Defon Sell	6.93%	18.70%	B	14
2025/01/14	1.336	No Trade	No Trade	58.90%	50	Research	85	96	Research Defon Sell	7.74%	19.20%	B	9
2025/01/15	1.323	No Trade	No Trade	50.19%	50	Research	85	95	Research Defon Sell	6.59%	16.26%	B	3
2025/01/16	1.326	No Trade	No Trade	51.57%	50	Research	85	95	Research Defon Sell	6.77%	14.42%	C	-1
2025/01/17	1.344	No Trade	No Trade	62.01%	50	Research	85	97	Research Defon Sell	8.14%	16.75%	B	-3
2025/01/20	1.344	No Trade	No Trade	60.44%	50	Research	85	97	Research Defon Sell	7.94%	20.06%	B	-4
2025/01/21	1.364	No Trade	No Trade	72.41%	50	Research	85	98	Research Defon Sell	9.51%	23.33%	B	-3
2025/01/22	1.377	No Trade	No Trade	80.05%	50	Research	85	99	Research Defon Sell	10.51%	27.03%	A	-1
2025/01/23	1.352	No Trade	No Trade	63.94%	50	Research	85	97	Research Defon Sell	8.40%	26.12%	B	2
2025/01/24	1.351	No Trade	No Trade	62.90%	50	Research	85	97	Research Defon Sell	8.26%	27.61%	B	3
2025/01/27	1.281	No Trade	No Trade	18.59%	0	Absolutely No	0	0	Absolutely no Trade	2.44%	19.61%	C	1
2025/01/28	1.317	No Trade	No Trade	40.34%	0	Absolutely No	0	0	Absolutely no Trade	5.30%	22.70%	C	-2
2025/01/29	1.344	No Trade	No Trade	55.96%	50	Research	85	97	Research Defon Sell	7.35%	25.11%	B	-5
2025/01/30	1.340	No Trade	No Trade	52.79%	50	Research	85	96	Research Defon Sell	6.93%	25.70%	B	-8
2025/01/31	1.331	No Trade	No Trade	46.85%	50	Research	85	96	Research Defon Sell	6.15%	25.10%	B	-11
2025/02/03	1.353	No Trade	No Trade	58.96%	50	Research	85	97	Research Defon Sell	7.74%	24.77%	B	-10
2025/02/04	1.348	No Trade	No Trade	55.27%	50	Research	85	97	Research Defon Sell	7.26%	23.60%	B	-8
2025/02/05	1.342	No Trade	No Trade	51.00%	50	Research	85	97	Research Defon Sell	6.70%	23.29%	B	-7
2025/02/06	1.356	No Trade	No Trade	58.88%	50	Research	85	98	Research Defon Sell	7.73%	24.81%	B	-3
2025/02/07	1.354	No Trade	No Trade	57.45%	50	Research	85	97	Research Defon Sell	7.55%	25.24%	B	0
2025/02/10	1.349	No Trade	No Trade	52.62%	50	Research	85	97	Research Defon Sell	6.91%	27.26%	B	3
2025/02/11	1.326	No Trade	No Trade	38.66%	0	Absolutely No	0	95	Research Defon Sell	5.08%	22.21%	C	3
2025/02/12	1.338	No Trade	No Trade	44.98%	0	Absolutely No	0	96	Research Defon Sell	5.91%	23.78%	C	-1
2025/02/13	1.357	No Trade	No Trade	56.44%	50	Research	85	98	Research Defon Sell	7.41%	26.93%	B	-2
2025/02/14	1.345	No Trade	No Trade	48.40%	50	Research	85	97	Research Defon Sell	6.36%	24.80%	B	-3
2025/02/17	1.345	No Trade	No Trade	46.88%	50	Research	85	97	Research Defon Sell	6.16%	23.19%	B	-2
2025/02/18	1.338	No Trade	No Trade	42.11%	0	Absolutely No	0	96	Research Defon Sell	5.53%	23.06%	C	2



Date	9 day	9 vs 21 day	33 day
2024/12/30	Buy_9day	Buy 9 vs 21	Buy 33_Day
2025/01/02	Buy_9day	Buy 9 vs 21	Buy 33_Day
2025/01/03	Buy_9day	Buy 9 vs 21	Buy 33_Day
2025/01/06	Buy_9day	Buy 9 vs 21	Buy 33_Day
2025/01/07	Buy_9day	Buy 9 vs 21	Buy 33_Day
2025/01/08	Buy_9day	Buy 9 vs 21	Buy 33_Day
2025/01/09	Buy_9day	Buy 9 vs 21	Buy 33_Day
2025/01/10	Sell_9day	Buy 9 vs 21	Buy 33_Day
2025/01/13	Sell_9day	Buy 9 vs 21	Buy 33_Day
2025/01/14	Sell_9day	Buy 9 vs 21	Buy 33_Day
2025/01/15	Sell_9day	Buy 9 vs 21	Buy 33_Day
2025/01/16	Sell_9day	Buy 9 vs 21	Buy 33_Day
2025/01/17	Buy_9day	Buy 9 vs 21	Buy 33_Day
2025/01/20	Buy_9day	Buy 9 vs 21	Buy 33_Day
2025/01/21	Buy_9day	Sell 9 vs 21	Buy 33_Day
2025/01/22	Buy_9day	Sell 9 vs 21	Buy 33_Day
2025/01/23	Buy_9day	Sell 9 vs 21	Buy 33_Day
2025/01/24	Buy_9day	Sell 9 vs 21	Buy 33_Day
2025/01/27	Sell_9day	Sell 9 vs 21	Sell 33_Day
2025/01/28	Sell_9day	Sell 9 vs 21	Sell 33_Day
2025/01/29	Buy_9day	Sell 9 vs 21	Buy 33_Day
2025/01/30	Sell_9day	Sell 9 vs 21	Buy 33_Day
2025/01/31	Sell_9day	Sell 9 vs 21	Sell 33_Day
2025/02/03	Buy_9day	Sell 9 vs 21	Buy 33_Day
2025/02/04	Buy_9day	Sell 9 vs 21	Buy 33_Day
2025/02/05	Buy_9day	Sell 9 vs 21	Buy 33_Day
2025/02/06	Buy_9day	Sell 9 vs 21	Buy 33_Day
2025/02/07	Buy_9day	Buy 9 vs 21	Buy 33_Day
2025/02/10	Buy_9day	Buy 9 vs 21	Buy 33_Day
2025/02/11	Sell_9day	Buy 9 vs 21	Sell 33_Day
2025/02/12	Sell_9day	Buy 9 vs 21	Sell 33_Day
2025/02/13	Buy_9day	Buy 9 vs 21	Buy 33_Day
2025/02/14	Sell_9day	Buy 9 vs 21	Sell 33_Day
2025/02/17	Sell_9day	Buy 9 vs 21	Sell 33_Day
2025/02/18	Sell_9day	Buy 9 vs 21	Sell 33_Day

Strategy Universe		Rel vs Share_ETF_Oil and Gas Explor		Product		Ascendant guidance		Research		Strategy_Open Date		2025/01/24		Caterpillar Guidance		Trade			
<div><div><div>GPOR.NYS</div><div>21 per. Mov. Avg. (GPOR.NYS)</div><div>Linear (GPOR.NYS)</div></div><div><div>XOP.ARC</div><div>21 per. Mov. Avg. (XOP.ARC)</div><div>Linear (XOP.ARC)</div></div></div>																(+): Mom Days		70	
																(-): Mom Days		0	
																Guided: Factor		66 day	
																324_Buy Guidance		0.0%	
																324_Sell Guidance		96.3%	
																Mom_75 (days)		23.1%	
																9 vs 21 day		0.15%	
																Price vs 9 day		-0.55%	

S
e
l
l

AMZN.NAS

Amazon

Consumer Discretionary

Internet & Direct Marketing Retail

New York

Market Cap : (B)

2 072 719

NXPI.NAS

NXP Semiconductors

Technology

Semiconductors

New York

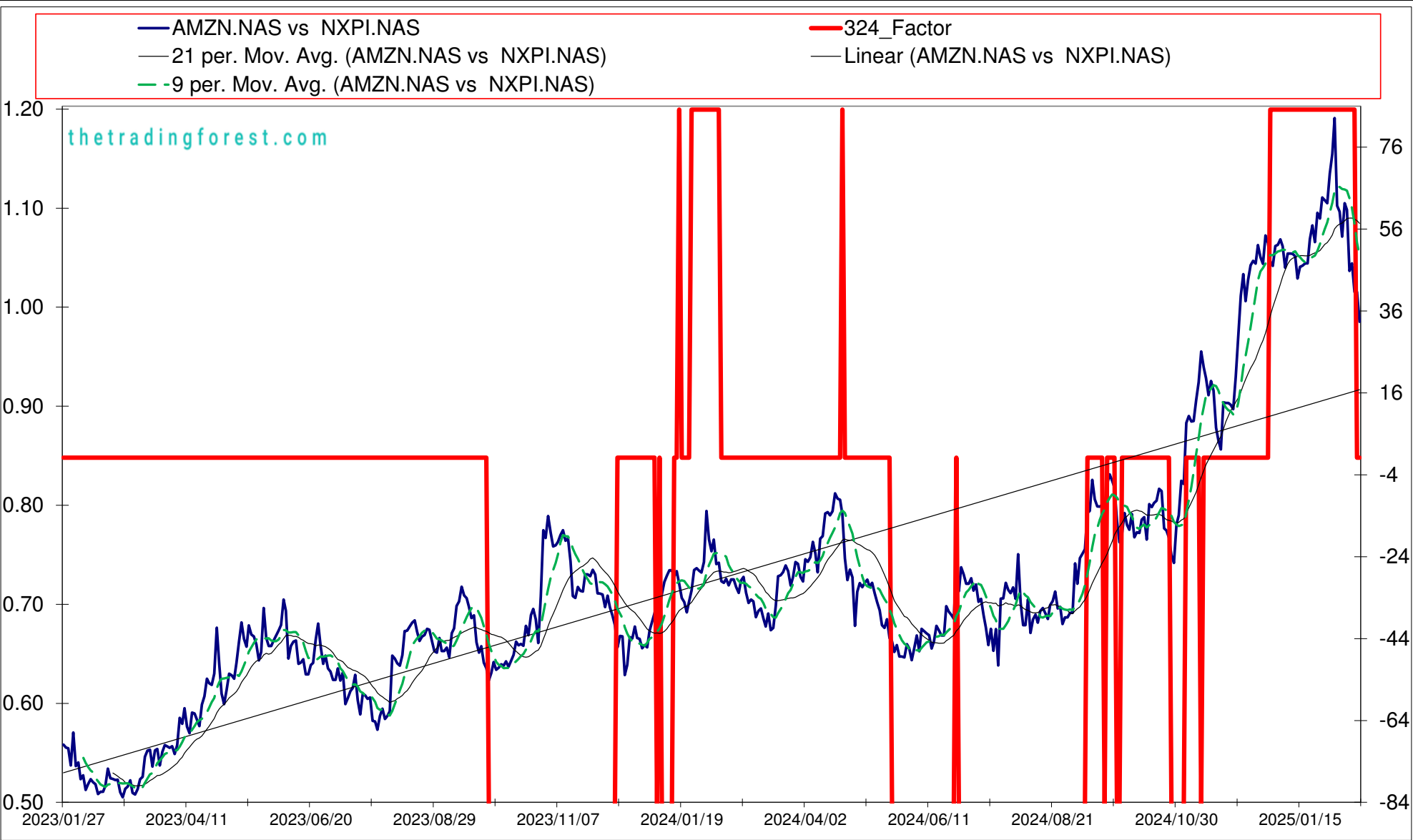
Market Cap : (B)

57 536



Follow the " 3day to 5day waiting period " before entering the trade : understand the Graph, Trend and Variables

Plan your enrty levels. Focus on the process not the outcome. Expect further short-term deviation from the trade signal. "Patience"

Date	Price or Relative Price	Short_Term_ Radar	Medium_ Term_Radar	Caterpillar_ %	Wise_ Owl(Rnk)	324_Factor	Factor_324	Defcon _Index	Defcon _Index_Trade	Margin of Safety	75_Day_Mom	Trade_Rating (Guidance)	Trendsum
2024/12/18	1.049	No Trade	No Trade	48.28%	0	Absolutely No	0	98	Research Defon Sell	14.20%	39.53%	C	21
2024/12/19	1.077	No Trade	No Trade	58.56%	0	Absolutely No	0	100	Research Defon Sell	17.23%	42.49%	C	22
2024/12/20	1.070	No Trade	No Trade	55.48%	0	Absolutely No	0	99	Research Defon Sell	16.32%	40.65%	C	23
2024/12/23	1.051	No Trade	No Trade	47.68%	50	Research	85	98	Research Defon Sell	14.03%	31.85%	B	24
2024/12/27	1.047	Sell_Panda_ST	No Trade	44.79%	50	Research	85	97	Research Defon Sell	13.18%	30.97%	B	22
2024/12/30	1.067	No Trade	No Trade	51.18%	50	Research	85	99	Research Defon Sell	15.06%	28.42%	A	17
2025/01/02	1.068	No Trade	No Trade	50.72%	50	Research	85	99	Research Defon Sell	14.92%	31.67%	A	13
2025/01/03	1.073	No Trade	No Trade	52.40%	50	Research	85	100	Research Defon Sell	15.42%	33.53%	A	12
2025/01/06	1.067	No Trade	No Trade	48.97%	50	Research	85	99	Research Defon Sell	14.41%	32.73%	A	10
2025/01/07	1.045	No Trade	No Trade	40.75%	50	Research	85	97	Research Defon Sell	11.99%	29.75%	B	8
2025/01/08	1.059	No Trade	No Trade	45.67%	50	Research	85	98	Research Defon Sell	13.44%	33.17%	B	7
2025/01/09	1.059	No Trade	No Trade	45.37%	50	Research	85	98	Research Defon Sell	13.35%	28.18%	B	4
2025/01/10	1.059	No Trade	No Trade	44.99%	50	Research	85	98	Research Defon Sell	13.24%	26.64%	B	2
2025/01/13	1.056	No Trade	No Trade	43.09%	50	Research	85	98	Research Defon Sell	12.68%	27.29%	B	0
2025/01/14	1.034	No Trade	No Trade	34.68%	50	Research	85	96	Research Defon Sell	10.20%	25.64%	B	-4
2025/01/15	1.046	No Trade	No Trade	38.73%	50	Research	85	97	Research Defon Sell	11.39%	32.53%	B	-8
2025/01/16	1.047	No Trade	No Trade	38.84%	50	Research	85	97	Research Defon Sell	11.43%	36.42%	B	-14
2025/01/17	1.049	No Trade	No Trade	39.32%	50	Research	85	97	Research Defon Sell	11.57%	35.14%	B	-18
2025/01/20	1.049	No Trade	No Trade	38.43%	50	Research	85	97	Research Defon Sell	11.31%	31.60%	B	-20
2025/01/21	1.074	No Trade	No Trade	46.98%	50	Research	85	100	Research Defon Sell	13.82%	36.77%	A	-17
2025/01/22	1.088	No Trade	No Trade	51.67%	50	Research	85	100	Research Defon Sell	15.20%	39.41%	A	-13
2025/01/23	1.071	No Trade	No Trade	45.30%	50	Research	85	98	Research Defon Sell	13.33%	34.47%	B	-10
2025/01/24	1.100	No Trade	No Trade	55.67%	50	Research	85	100	Research Defon Sell	16.38%	42.43%	A	-7
2025/01/27	1.095	No Trade	No Trade	52.67%	50	Research	85	99	Research Defon Sell	15.49%	40.75%	A	-4
2025/01/28	1.116	No Trade	No Trade	59.98%	50	Research	85	100	Research Defon Sell	17.65%	43.60%	A	0
2025/01/29	1.113	No Trade	No Trade	58.64%	50	Research	85	100	Research Defon Sell	17.25%	40.82%	A	3
2025/01/30	1.110	No Trade	No Trade	57.27%	50	Research	85	99	Research Defon Sell	16.85%	39.97%	A	5
2025/01/31	1.140	No Trade	No Trade	67.58%	50	Research	85	100	Research Defon Sell	19.88%	47.94%	A	7
2025/02/03	1.160	No Trade	No Trade	73.76%	50	Research	85	100	Research Defon Sell	21.70%	43.87%	A	8
2025/02/04	1.196	No Trade	No Trade	86.37%	50	Research	85	100	Research Defon Sell	25.41%	48.93%	A	11
2025/02/05	1.108	No Trade	No Trade	54.55%	0	Research	85	0	Absolutely no Trade	16.05%	37.18%	C	14
2025/02/06	1.102	No Trade	No Trade	52.11%	0	Research	85	0	Absolutely no Trade	15.33%	36.06%	C	16
2025/02/07	1.076	Sell_Panda_ST	Sell_Panda_ST	42.79%	0	Research	85	0	Absolutely no Trade	12.59%	31.00%	C	17
2025/02/10	1.110	Sell_Panda_ST	No Trade	53.88%	0	Research	85	0	Absolutely no Trade	15.85%	35.46%	C	15
2025/02/11	1.103	Sell_Panda_ST	No Trade	51.23%	0	Research	85	0	Absolutely no Trade	15.07%	41.16%	C	12
2025/02/12	1.042	No Trade	No Trade	32.20%	0	Research	85	0	Absolutely no Trade	8.55%	33.60%	C	8
2025/02/13	1.049	No Trade	No Trade	35.77%	0	Research	85	0	Absolutely no Trade	9.25%	35.81%	C	4
2025/02/14	1.020	No Trade	No Trade	23.84%	0	Research	85	0	Absolutely no Trade	6.17%	35.23%	C	1
2025/02/17	1.020	No Trade	No Trade	22.90%	0	Absolutely No	0	0	Absolutely no Trade	5.92%	36.64%	C	-3
2025/02/18	0.990	No Trade	No Trade	10.59%	0	Absolutely No	0	0	Absolutely no Trade	2.74%	26.06%	C	-6



Date	9 day	9 vs 21 day	33 day
2024/12/30	Buy_9day	Buy 9 vs 21	Buy 33_Day
2025/01/02	Buy_9day	Buy 9 vs 21	Buy 33_Day
2025/01/03	Buy_9day	Buy 9 vs 21	Buy 33_Day
2025/01/06	Buy_9day	Buy 9 vs 21	Buy 33_Day
2025/01/07	Sell_9day	Buy 9 vs 21	Buy 33_Day
2025/01/08	Sell_9day	Buy 9 vs 21	Buy 33_Day
2025/01/09	Sell_9day	Buy 9 vs 21	Buy 33_Day
2025/01/10	Sell_9day	Buy 9 vs 21	Buy 33_Day
2025/01/13	Sell_9day	Buy 9 vs 21	Buy 33_Day
2025/01/14	Sell_9day	Buy 9 vs 21	Buy 33_Day
2025/01/15	Sell_9day	Sell 9 vs 21	Buy 33_Day
2025/01/16	Sell_9day	Sell 9 vs 21	Buy 33_Day
2025/01/17	Sell_9day	Sell 9 vs 21	Buy 33_Day
2025/01/20	Sell_9day	Sell 9 vs 21	Buy 33_Day
2025/01/21	Buy_9day	Sell 9 vs 21	Buy 33_Day
2025/01/22	Buy_9day	Sell 9 vs 21	Buy 33_Day
2025/01/23	Buy_9day	Sell 9 vs 21	Buy 33_Day
2025/01/24	Buy_9day	Buy 9 vs 21	Buy 33_Day
2025/01/27	Buy_9day	Buy 9 vs 21	Buy 33_Day
2025/01/28	Buy_9day	Buy 9 vs 21	Buy 33_Day
2025/01/29	Buy_9day	Buy 9 vs 21	Buy 33_Day
2025/01/30	Buy_9day	Buy 9 vs 21	Buy 33_Day
2025/01/31	Buy_9day	Buy 9 vs 21	Buy 33_Day
2025/02/03	Buy_9day	Buy 9 vs 21	Buy 33_Day
2025/02/04	Buy_9day	Buy 9 vs 21	Buy 33_Day
2025/02/05	Sell_9day	Buy 9 vs 21	Buy 33_Day
2025/02/06	Sell_9day	Buy 9 vs 21	Buy 33_Day
2025/02/07	Sell_9day	Buy 9 vs 21	Sell 33_Day
2025/02/10	Sell_9day	Buy 9 vs 21	Buy 33_Day
2025/02/11	Sell_9day	Buy 9 vs 21	Buy 33_Day
2025/02/12	Sell_9day	Buy 9 vs 21	Sell 33_Day
2025/02/13	Sell_9day	Buy 9 vs 21	Sell 33_Day
2025/02/14	Sell_9day	Sell 9 vs 21	Sell 33_Day
2025/02/17	Sell_9day	Sell 9 vs 21	Sell 33_Day
2025/02/18	Sell_9day	Sell 9 vs 21	Sell 33_Day

Strategy Universe		Pairs_NYSE_Nasdaq50		Ascendant guidance		Research		Strategy_Open Date		2025/01/24		Caterpillar Guidance		Trade			
		<div>— AMZN.NAS - - - - 21 per. Mov. Avg. (AMZN.NAS) — Linear (AMZN.NAS)</div> 				<div>— NXPI.NAS - - - - 21 per. Mov. Avg. (NXPI.NAS) — Linear (NXPI.NAS)</div> 										(+) : Mom Days 0	
														(-) : Mom Days 0			
														Guided : Factor 9 vs 21 day			
												324_Buy Guidance		0.0%			
												324_Sell Guidance		82.8%			
												Mom_75 (days)		26.1%			
												9 vs 21 day		-2.99%			
												Price vs 9 day		-6.30%			

S
e
l
l

AVGO.NAS

Broadcom Inc.

Technology

Semiconductors

New York

Market Cap : (B)

767 049

Follow the " 3day to 5day waiting period " before entering the trade : understand the Graph, Trend and Variables

VZ.NYS

Verizon Communications

Media

Diversified Telecommunication Services

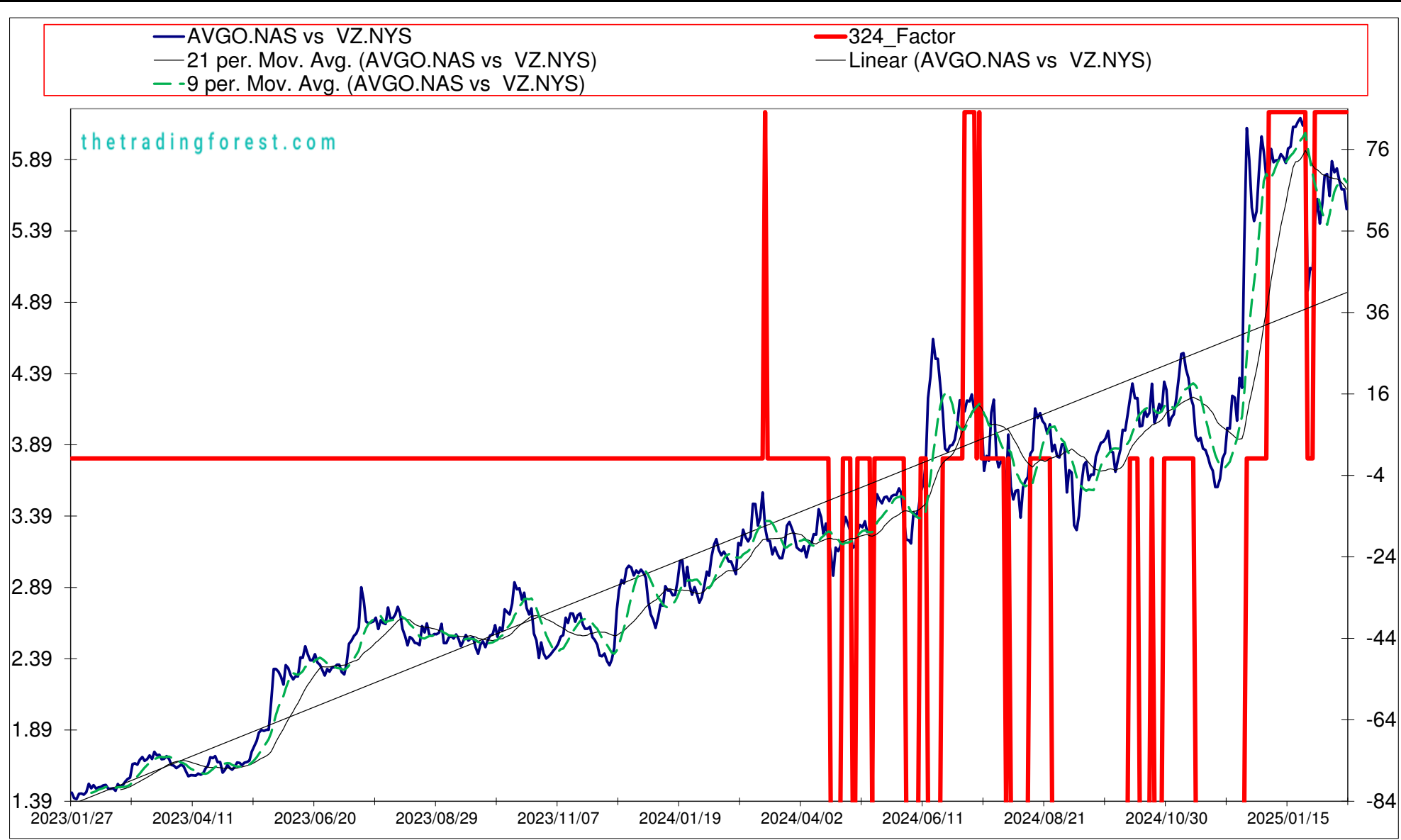
New York

Market Cap : (B)

181 645

Plan your enrty levels. Focus on the process not the outcome. Expect further short-term deviation from the trade signal. "Patience"

Date	Price or Relative Price	Short_Term_ Radar	Medium_ Term_Radar	Caterpillar_ %	Wise_ Owl(Rnk)	324_Factor	Factor_324	Defcon _Index	Defcon _Index_Trade	Margin of Safety	75_Day_Mom	Trade_Rating (Guidance)	Trendsum
2024/12/18	5.557	No Trade	No Trade	47.90%	0	Absolutely No	0	0	Absolutely no Trade	15.06%	50.22%	C	9
2024/12/19	5.462	No Trade	No Trade	41.19%	0	Absolutely No	0	0	Absolutely no Trade	12.95%	64.07%	C	11
2024/12/20	5.529	No Trade	No Trade	45.17%	0	Absolutely No	0	0	Absolutely no Trade	14.20%	67.78%	C	11
2024/12/23	5.817	No Trade	No Trade	62.68%	0	Absolutely No	0	95	Research Defon Sell	19.70%	71.33%	C	12
2024/12/27	6.056	No Trade	No Trade	76.33%	30	Absolutely No	0	99	Research Defon Sell	24.00%	67.59%	C	14
2024/12/30	5.949	No Trade	No Trade	67.95%	0	Absolutely No	0	97	Research Defon Sell	21.36%	58.56%	C	16
2025/01/02	5.769	No Trade	No Trade	54.91%	0	Absolutely No	0	0	Absolutely no Trade	17.26%	52.86%	C	15
2025/01/03	5.776	No Trade	No Trade	54.91%	0	Research	85	0	Absolutely no Trade	17.26%	58.47%	C	15
2025/01/06	5.968	No Trade	No Trade	65.91%	50	Research	85	98	Research Defon Sell	20.72%	61.93%	B	13
2025/01/07	5.875	No Trade	No Trade	59.42%	50	Research	85	96	Research Defon Sell	18.68%	59.45%	B	14
2025/01/08	5.889	No Trade	No Trade	59.87%	50	Research	85	96	Research Defon Sell	18.82%	54.55%	B	14
2025/01/09	5.889	No Trade	No Trade	59.41%	50	Research	85	96	Research Defon Sell	18.68%	52.57%	B	15
2025/01/10	5.933	No Trade	No Trade	61.76%	50	Research	85	97	Research Defon Sell	19.42%	51.83%	B	16
2025/01/13	5.910	No Trade	No Trade	58.95%	50	Research	85	97	Research Defon Sell	18.53%	50.96%	B	16
2025/01/14	5.870	No Trade	No Trade	55.94%	50	Research	85	96	Research Defon Sell	17.59%	48.99%	B	14
2025/01/15	5.972	No Trade	No Trade	61.97%	50	Research	85	98	Research Defon Sell	19.48%	49.62%	B	15
2025/01/16	5.984	No Trade	No Trade	62.27%	50	Research	85	98	Research Defon Sell	19.58%	55.54%	B	14
2025/01/17	6.123	No Trade	No Trade	70.65%	50	Research	85	100	Research Defon Sell	22.21%	59.40%	A	15
2025/01/20	6.123	No Trade	No Trade	69.25%	50	Research	85	100	Research Defon Sell	21.77%	65.29%	A	14
2025/01/21	6.159	No Trade	No Trade	71.06%	50	Research	85	100	Research Defon Sell	22.34%	62.57%	A	16
2025/01/22	6.185	No Trade	No Trade	72.27%	50	Research	85	100	Research Defon Sell	22.72%	60.20%	A	18
2025/01/23	6.133	No Trade	No Trade	74.67%	50	Research	85	99	Research Defon Sell	21.53%	53.39%	A	20
2025/01/24	6.189	No Trade	No Trade	79.80%	50	Research	85	100	Research Defon Sell	22.50%	54.96%	A	20
2025/01/27	4.974	Sell_Panda_ST	Sell_Panda_ST	8.06%	0	Absolutely No	0	0	Absolutely no Trade	-1.90%	21.12%	C	20
2025/01/28	5.133	Sell_Panda_ST	Sell_Panda_ST	4.14%	0	Absolutely No	0	0	Absolutely no Trade	1.11%	21.75%	C	18
2025/01/29	5.123	Sell_Panda_ST	Sell_Panda_ST	2.98%	0	Absolutely No	0	0	Absolutely no Trade	0.80%	18.49%	C	16
2025/01/30	5.464	Sell_Panda_ST	Sell_Panda_ST	27.42%	0	Research	85	0	Absolutely no Trade	7.39%	29.46%	C	12
2025/01/31	5.617	No Trade	No Trade	38.14%	0	Research	85	0	Absolutely no Trade	10.27%	33.08%	C	10
2025/02/03	5.446	No Trade	No Trade	24.25%	0	Research	85	0	Absolutely no Trade	6.53%	35.36%	C	10
2025/02/04	5.587	No Trade	No Trade	34.03%	0	Research	85	0	Absolutely no Trade	9.17%	38.75%	C	9
2025/02/05	5.781	No Trade	No Trade	47.61%	0	Research	85	0	Absolutely no Trade	12.82%	39.65%	C	7
2025/02/06	5.793	No Trade	No Trade	47.95%	0	Research	85	0	Absolutely no Trade	12.91%	41.65%	C	9
2025/02/07	5.639	No Trade	No Trade	36.32%	0	Research	85	0	Absolutely no Trade	9.78%	36.90%	C	11
2025/02/10	5.883	No Trade	No Trade	52.53%	50	Research	85	95	Research Defon Sell	14.15%	36.11%	B	15
2025/02/11	5.805	No Trade	No Trade	46.39%	0	Research	85	0	Absolutely no Trade	12.49%	43.39%	C	17
2025/02/12	5.831	No Trade	No Trade	47.81%	0	Research	85	0	Absolutely no Trade	12.88%	42.46%	C	18
2025/02/13	5.746	No Trade	No Trade	41.16%	0	Research	85	0	Absolutely no Trade	11.09%	37.43%	C	18
2025/02/14	5.685	No Trade	No Trade	36.36%	0	Research	85	0	Absolutely no Trade	9.79%	37.55%	C	15
2025/02/17	5.685	No Trade	No Trade	34.94%	0	Research	85	0	Absolutely no Trade	9.41%	31.09%	C	14
2025/02/18	5.547	No Trade	No Trade	24.59%	0	Research	85	0	Absolutely no Trade	6.62%	29.63%	C	11



Date	9 day	9 vs 21 day	33 day
2024/12/30	Buy_9day	Buy 9 vs 21	Buy 33_Day
2025/01/02	Sell_9day	Buy 9 vs 21	Buy 33_Day
2025/01/03	Buy_9day	Buy 9 vs 21	Buy 33_Day
2025/01/06	Buy_9day	Buy 9 vs 21	Buy 33_Day
2025/01/07	Buy_9day	Buy 9 vs 21	Buy 33_Day
2025/01/08	Buy_9day	Buy 9 vs 21	Buy 33_Day
2025/01/09	Buy_9day	Buy 9 vs 21	Buy 33_Day
2025/01/10	Buy_9day	Buy 9 vs 21	Buy 33_Day
2025/01/13	Buy_9day	Buy 9 vs 21	Buy 33_Day
2025/01/14	Sell_9day	Buy 9 vs 21	Buy 33_Day
2025/01/15	Buy_9day	Buy 9 vs 21	Buy 33_Day
2025/01/16	Buy_9day	Buy 9 vs 21	Buy 33_Day
2025/01/17	Buy_9day	Buy 9 vs 21	Buy 33_Day
2025/01/20	Buy_9day	Buy 9 vs 21	Buy 33_Day
2025/01/21	Buy_9day	Buy 9 vs 21	Buy 33_Day
2025/01/22	Buy_9day	Buy 9 vs 21	Buy 33_Day
2025/01/23	Buy_9day	Buy 9 vs 21	Buy 33_Day
2025/01/24	Buy_9day	Buy 9 vs 21	Buy 33_Day
2025/01/27	Sell_9day	Buy 9 vs 21	Sell 33_Day
2025/01/28	Sell_9day	Sell 9 vs 21	Sell 33_Day
2025/01/29	Sell_9day	Sell 9 vs 21	Sell 33_Day
2025/01/30	Sell_9day	Sell 9 vs 21	Sell 33_Day
2025/01/31	Sell_9day	Sell 9 vs 21	Sell 33_Day
2025/02/03	Sell_9day	Sell 9 vs 21	Sell 33_Day
2025/02/04	Buy_9day	Sell 9 vs 21	Sell 33_Day
2025/02/05	Buy_9day	Sell 9 vs 21	Sell 33_Day
2025/02/06	Buy_9day	Sell 9 vs 21	Buy 33_Day
2025/02/07	Buy_9day	Sell 9 vs 21	Sell 33_Day
2025/02/10	Buy_9day	Sell 9 vs 21	Buy 33_Day
2025/02/11	Buy_9day	Sell 9 vs 21	Buy 33_Day
2025/02/12	Buy_9day	Sell 9 vs 21	Buy 33_Day
2025/02/13	Buy_9day	Sell 9 vs 21	Sell 33_Day
2025/02/14	Sell_9day	Buy 9 vs 21	Sell 33_Day
2025/02/17	Sell_9day	Buy 9 vs 21	Sell 33_Day
2025/02/18	Sell_9day	Buy 9 vs 21	Sell 33_Day

Strategy Universe

Pairs_NYSE_Nasdaq50

Ascendant guidance

Apply Caution

Strategy_Open Date

2025/01/24

Caterpillar Guidance

Trade

AVGO.NAS

21 per. Mov. Avg. (AVGO.NAS)

Linear (AVGO.NAS)

VZ.NYS

21 per. Mov. Avg. (VZ.NYS)

Linear (VZ.NYS)

(+) : Mom Days

48

(-) : Mom Days

0

Guided : Factor

33 day

324_Buy Guidance

0.0%

324_Sell Guidance

89.6%

Mom_75 (days)

29.6%

9 vs 21 day

0.86%

Price vs 9 day

-3.28%

S
e
|
|

CDNS.NAS

Cadence Design Systems

Technology

Software

New York

Market Cap : (B)

85 534

Follow the " 3day to 5day waiting period " before entering the trade : understand the Graph, Trend and Variables

MCHP.NAS

Microchip Technology Incorporated

Technology

Semiconductors

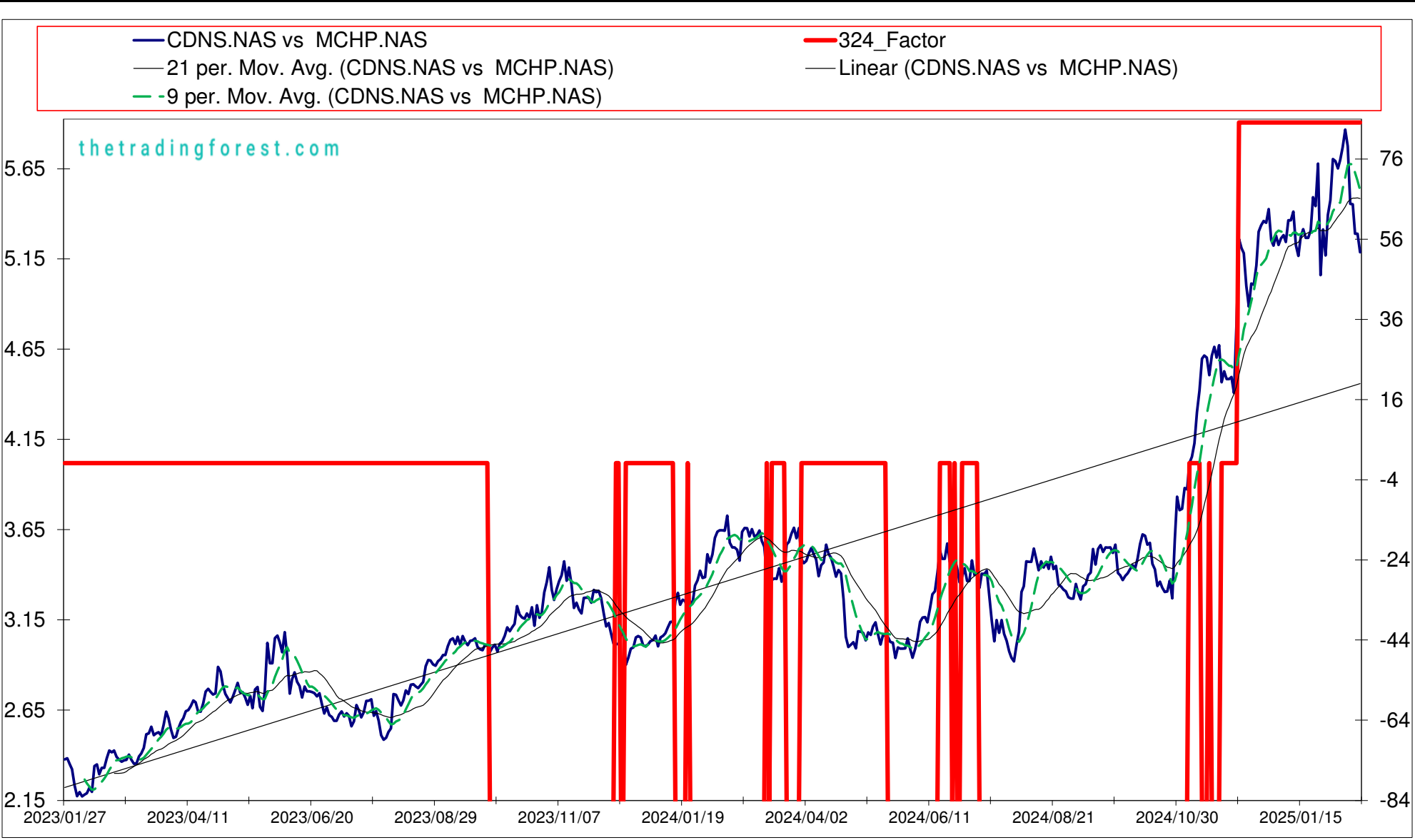
New York

Market Cap : (B)

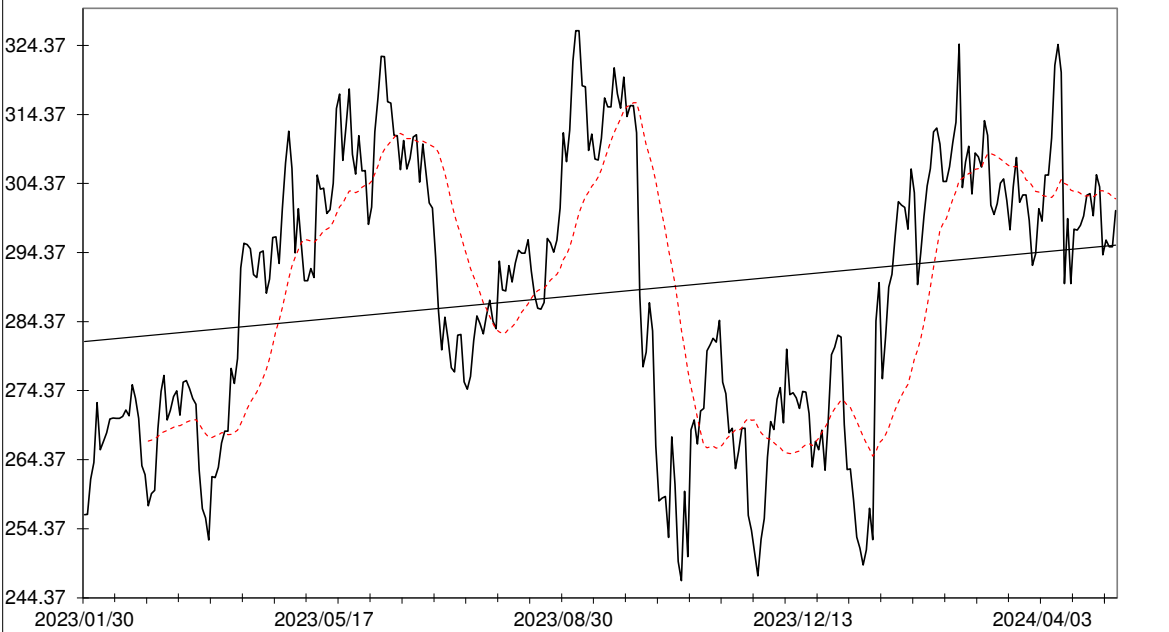

35 813

Plan your enrty levels. Focus on the process not the outcome. Expect further short-term deviation from the trade signal. "Patience"

Date	Price or Relative Price	Short_Term_ Radar	Medium_ Term_Radar	Caterpillar_ %	Wise_ Owl(Rnk)	324_Factor	Factor_324	Defcon _Index	Defcon _Index_Trade	Margin of Safety	75_Day_Mom	Trade_Rating (Guidance)	Trendsum
2024/12/18	5.366	No Trade	No Trade	73.35%	50	Research	85	100	Research Defon Sell	20.56%	64.17%	A	8
2024/12/19	5.356	No Trade	No Trade	72.13%	50	Research	85	100	Research Defon Sell	20.22%	60.31%	A	11
2024/12/20	5.431	No Trade	No Trade	77.73%	50	Research	85	100	Research Defon Sell	21.79%	62.00%	A	14
2024/12/23	5.260	No Trade	No Trade	62.87%	50	Research	85	97	Research Defon Sell	17.62%	54.59%	B	17
2024/12/27	5.228	No Trade	No Trade	58.76%	50	Research	85	96	Research Defon Sell	16.47%	52.97%	B	18
2024/12/30	5.285	Sell_Panda_ST	No Trade	62.03%	50	Research	85	97	Research Defon Sell	17.38%	48.97%	B	19
2025/01/02	5.233	Sell_Panda_ST	No Trade	56.77%	50	Research	85	96	Research Defon Sell	15.91%	51.16%	B	14
2025/01/03	5.269	No Trade	No Trade	59.21%	50	Research	85	97	Research Defon Sell	16.59%	48.54%	B	10
2025/01/06	5.286	No Trade	No Trade	59.40%	50	Research	85	97	Research Defon Sell	16.65%	48.13%	B	7
2025/01/07	5.249	No Trade	No Trade	56.09%	50	Research	85	97	Research Defon Sell	15.72%	48.63%	B	7
2025/01/08	5.369	No Trade	No Trade	65.16%	50	Research	85	99	Research Defon Sell	18.26%	50.98%	B	7
2025/01/09	5.369	No Trade	No Trade	64.76%	50	Research	85	99	Research Defon Sell	18.15%	51.05%	B	9
2025/01/10	5.418	No Trade	No Trade	68.15%	50	Research	85	100	Research Defon Sell	19.10%	52.32%	A	13
2025/01/13	5.232	No Trade	No Trade	52.41%	50	Research	85	96	Research Defon Sell	14.69%	48.34%	B	15
2025/01/14	5.172	Sell_Panda_ST	Sell_Panda_ST	47.37%	50	Research	85	95	Research Defon Sell	13.28%	44.83%	B	14
2025/01/15	5.276	Sell_Panda_ST	No Trade	55.09%	50	Research	85	97	Research Defon Sell	15.44%	54.50%	B	13
2025/01/16	5.319	No Trade	No Trade	58.11%	50	Research	85	98	Research Defon Sell	16.29%	56.38%	B	9
2025/01/17	5.272	No Trade	No Trade	54.01%	50	Research	85	97	Research Defon Sell	15.14%	56.17%	B	6
2025/01/20	5.272	No Trade	No Trade	52.86%	50	Research	85	97	Research Defon Sell	14.82%	55.14%	B	1
2025/01/21	5.315	No Trade	No Trade	55.83%	50	Research	85	98	Research Defon Sell	15.65%	55.70%	B	-2
2025/01/22	5.497	No Trade	No Trade	69.62%	50	Research	85	100	Research Defon Sell	19.51%	59.94%	A	-1
2025/01/23	5.448	No Trade	No Trade	65.37%	50	Research	85	99	Research Defon Sell	18.32%	57.52%	A	2
2025/01/24	5.683	No Trade	No Trade	83.22%	50	Research	85	100	Research Defon Sell	23.32%	65.29%	A	6
2025/01/27	5.065	No Trade	No Trade	34.26%	0	Research	85	0	Absolutely no Trade	9.60%	44.95%	C	8
2025/01/28	5.318	No Trade	No Trade	53.42%	0	Research	85	0	Absolutely no Trade	14.97%	48.74%	C	7
2025/01/29	5.174	No Trade	No Trade	41.92%	0	Research	85	0	Absolutely no Trade	11.75%	42.58%	C	6
2025/01/30	5.398	No Trade	No Trade	58.83%	0	Research	85	0	Absolutely no Trade	16.49%	49.07%	C	1
2025/01/31	5.481	No Trade	No Trade	64.83%	50	Research	85	96	Research Defon Sell	18.17%	53.45%	B	-2
2025/02/03	5.708	No Trade	No Trade	81.08%	50	Research	85	100	Research Defon Sell	22.73%	59.35%	A	1
2025/02/04	5.697	No Trade	No Trade	79.85%	50	Research	85	100	Research Defon Sell	22.38%	64.43%	A	3
2025/02/05	5.657	No Trade	No Trade	76.38%	50	Research	85	99	Research Defon Sell	21.41%	64.70%	A	3
2025/02/06	5.703	No Trade	No Trade	79.54%	50	Research	85	100	Research Defon Sell	22.29%	70.63%	A	6
2025/02/07	5.775	No Trade	No Trade	84.63%	50	Research	85	100	Research Defon Sell	23.72%	71.51%	A	10
2025/02/10	5.872	No Trade	No Trade	90.79%	50	Research	85	100	Research Defon Sell	25.45%	76.10%	A	16
2025/02/11	5.779	No Trade	No Trade	83.32%	50	Research	85	98	Research Defon Sell	23.35%	74.64%	B	20
2025/02/12	5.460	No Trade	No Trade	59.53%	0	Research	85	0	Absolutely no Trade	16.44%	64.85%	C	18
2025/02/13	5.458	Sell_Panda_ST	Sell_Panda_ST	58.97%	0	Research	85	0	Absolutely no Trade	16.29%	61.84%	C	14
2025/02/14	5.294	No Trade	No Trade	45.93%	0	Research	85	0	Absolutely no Trade	12.69%	61.69%	C	8
2025/02/17	5.294	No Trade	No Trade	44.83%	0	Research	85	0	Absolutely no Trade	12.38%	47.12%	C	4
2025/02/18	5.192	No Trade	No Trade	36.66%	0	Research	85	0	Absolutely no Trade	10.13%	35.32%	C	1



Date	9 day	9 vs 21 day	33 day
2024/12/30	Sell_9day	Buy 9 vs 21	Buy 33_Day
2025/01/02	Sell_9day	Buy 9 vs 21	Buy 33_Day
2025/01/03	Sell_9day	Buy 9 vs 21	Buy 33_Day
2025/01/06	Sell_9day	Buy 9 vs 21	Buy 33_Day
2025/01/07	Sell_9day	Buy 9 vs 21	Buy 33_Day
2025/01/08	Buy_9day	Buy 9 vs 21	Buy 33_Day
2025/01/09	Buy_9day	Buy 9 vs 21	Buy 33_Day
2025/01/10	Buy_9day	Buy 9 vs 21	Buy 33_Day
2025/01/13	Sell_9day	Buy 9 vs 21	Buy 33_Day
2025/01/14	Sell_9day	Buy 9 vs 21	Buy 33_Day
2025/01/15	Sell_9day	Buy 9 vs 21	Buy 33_Day
2025/01/16	Buy_9day	Buy 9 vs 21	Buy 33_Day
2025/01/17	Sell_9day	Buy 9 vs 21	Buy 33_Day
2025/01/20	Sell_9day	Sell 9 vs 21	Buy 33_Day
2025/01/21	Buy_9day	Sell 9 vs 21	Buy 33_Day
2025/01/22	Buy_9day	Sell 9 vs 21	Buy 33_Day
2025/01/23	Buy_9day	Sell 9 vs 21	Buy 33_Day
2025/01/24	Buy_9day	Buy 9 vs 21	Buy 33_Day
2025/01/27	Sell_9day	Buy 9 vs 21	Sell 33_Day
2025/01/28	Sell_9day	Buy 9 vs 21	Buy 33_Day
2025/01/29	Sell_9day	Buy 9 vs 21	Sell 33_Day
2025/01/30	Buy_9day	Buy 9 vs 21	Buy 33_Day
2025/01/31	Buy_9day	Buy 9 vs 21	Buy 33_Day
2025/02/03	Buy_9day	Buy 9 vs 21	Buy 33_Day
2025/02/04	Buy_9day	Buy 9 vs 21	Buy 33_Day
2025/02/05	Buy_9day	Buy 9 vs 21	Buy 33_Day
2025/02/06	Buy_9day	Buy 9 vs 21	Buy 33_Day
2025/02/07	Buy_9day	Buy 9 vs 21	Buy 33_Day
2025/02/10	Buy_9day	Buy 9 vs 21	Buy 33_Day
2025/02/11	Buy_9day	Buy 9 vs 21	Buy 33_Day
2025/02/12	Sell_9day	Buy 9 vs 21	Buy 33_Day
2025/02/13	Sell_9day	Buy 9 vs 21	Buy 33_Day
2025/02/14	Sell_9day	Buy 9 vs 21	Sell 33_Day
2025/02/17	Sell_9day	Buy 9 vs 21	Sell 33_Day
2025/02/18	Sell_9day	Buy 9 vs 21	Sell 33_Day

Strategy Universe		Pairs_NYSE_Nasdaq50		Ascendant guidance		Research		Strategy_Open Date		2025/01/24		Caterpillar Guidance		Trade																					
<div><div>— CDNS.NAS</div><div>----- 21 per. Mov. Avg. (CDNS.NAS)</div><div>— Linear (CDNS.NAS)</div></div> 		<div><div>— MCHP.NAS</div><div>----- 21 per. Mov. Avg. (MCHP.NAS)</div><div>— Linear (MCHP.NAS)</div></div> 		(+): Mom Days		76		(-): Mom Days		0		Guided: Factor		66 day		324_Buy Guidance		0.0%		324_Sell Guidance		88.4%		Mom_75 (days)		35.3%		9 vs 21 day		0.86%		Price vs 9 day		-6.22%	

Seil

Follow the " 3day to 5day waiting period " before entering the trade : understand the Graph, Trend and Variables

NXP Semiconductors
Technology
Semiconductors

Plan your entry levels. Focus on the process not the outcome. Expect further short-term deviation from the trade signal. "Patience"

-2.797														9.499		-3.397	
Date	Price or Relative Price	Short_Term_ Radar	Medium_ Term_Radar	Caterpillar_ %	Wise_ Owl(Rnk)	324_Factor	Factor_324	Defcon _Index	Defcon _Index_Trade	Margin of Safety	75_Day_Mom	Trade_Rating (Guidance)	Trendsum				
2024/12/18	1.432	No Trade	No Trade	76.03%	50	Research	85	99	Research Defon Sell	14.10%	35.17%	B	7				
2024/12/19	1.447	No Trade	No Trade	82.09%	50	Research	85	100	Research Defon Sell	15.22%	32.51%	A	10				
2024/12/20	1.434	No Trade	No Trade	76.52%	50	Research	85	99	Research Defon Sell	14.19%	30.80%	B	13				
2024/12/23	1.422	No Trade	No Trade	71.16%	50	Research	85	98	Research Defon Sell	13.19%	25.15%	B	16				
2024/12/27	1.427	Sell_Panda_ST	No Trade	73.10%	50	Research	85	98	Research Defon Sell	13.55%	24.45%	B	19				
2024/12/30	1.455	No Trade	No Trade	84.92%	50	Research	85	100	Research Defon Sell	15.74%	21.37%	A	19				
2025/01/02	1.443	No Trade	No Trade	79.81%	50	Research	85	99	Research Defon Sell	14.80%	23.51%	A	20				
2025/01/03	1.455	No Trade	No Trade	84.62%	50	Research	85	100	Research Defon Sell	15.69%	22.52%	A	20				
2025/01/06	1.444	No Trade	No Trade	79.73%	50	Research	85	99	Research Defon Sell	14.78%	22.20%	A	19				
2025/01/07	1.419	No Trade	No Trade	69.04%	50	Research	85	98	Research Defon Sell	12.80%	21.82%	B	16				
2025/01/08	1.443	No Trade	No Trade	79.44%	50	Research	85	99	Research Defon Sell	14.73%	22.91%	A	12				
2025/01/09	1.443	No Trade	No Trade	79.38%	50	Research	85	99	Research Defon Sell	14.72%	22.27%	A	9				
2025/01/10	1.446	No Trade	No Trade	80.47%	50	Research	85	99	Research Defon Sell	14.92%	22.34%	A	9				
2025/01/13	1.414	No Trade	No Trade	66.58%	50	Research	85	97	Research Defon Sell	12.34%	20.95%	B	9				
2025/01/14	1.397	No Trade	No Trade	59.02%	50	Research	85	96	Research Defon Sell	10.94%	20.23%	B	6				
2025/01/15	1.408	No Trade	No Trade	63.85%	50	Research	85	97	Research Defon Sell	11.84%	24.39%	B	1				
2025/01/16	1.418	No Trade	No Trade	68.11%	50	Research	85	97	Research Defon Sell	12.63%	26.71%	B	-3				
2025/01/17	1.419	No Trade	No Trade	68.39%	50	Research	85	98	Research Defon Sell	12.68%	25.66%	B	-5				
2025/01/20	1.419	No Trade	No Trade	68.21%	50	Research	85	98	Research Defon Sell	12.65%	25.14%	B	-7				
2025/01/21	1.447	No Trade	No Trade	80.21%	50	Research	85	99	Research Defon Sell	14.87%	27.56%	A	-4				
2025/01/22	1.488	No Trade	No Trade	97.52%	50	Research	85	100	Research Defon Sell	18.08%	30.56%	A	-1				
2025/01/23	1.476	No Trade	No Trade	92.37%	50	Research	85	99	Research Defon Sell	17.13%	28.69%	A	0				
2025/01/24	1.502	No Trade	No Trade	100.00%	50	Research	85	100	Research Defon Sell	19.15%	33.68%	A	2				
2025/01/27	1.348	No Trade	No Trade	36.09%	0	Research	85	0	Absolutely no Trade	6.91%	17.22%	C	2				
2025/01/28	1.402	No Trade	No Trade	58.65%	0	Research	85	0	Absolutely no Trade	11.23%	19.54%	C	2				
2025/01/29	1.361	No Trade	No Trade	41.42%	0	Research	85	0	Absolutely no Trade	7.93%	14.52%	C	2				
2025/01/30	1.409	No Trade	No Trade	61.12%	0	Research	85	0	Absolutely no Trade	11.71%	18.77%	C	-1				
2025/01/31	1.427	No Trade	No Trade	68.72%	50	Research	85	95	Research Defon Sell	13.16%	23.13%	B	-3				
2025/02/03	1.457	No Trade	No Trade	80.94%	50	Research	85	97	Research Defon Sell	15.50%	25.90%	B	-3				
2025/02/04	1.481	No Trade	No Trade	90.63%	50	Research	85	99	Research Defon Sell	17.36%	31.04%	B	-3				
2025/02/05	1.419	No Trade	No Trade	65.20%	0	Research	85	0	Absolutely no Trade	12.49%	25.34%	C	-3				
2025/02/06	1.397	No Trade	No Trade	55.94%	0	Research	85	0	Absolutely no Trade	10.71%	26.16%	C	-3				
2025/02/07	1.407	No Trade	No Trade	60.17%	0	Research	85	0	Absolutely no Trade	11.52%	27.95%	C	-2				
2025/02/10	1.455	No Trade	No Trade	79.69%	50	Research	85	97	Research Defon Sell	15.26%	33.94%	B	-2				
2025/02/11	1.440	No Trade	No Trade	73.55%	50	Research	85	96	Research Defon Sell	14.09%	36.65%	B	-2				
2025/02/12	1.338	No Trade	No Trade	31.10%	0	Absolutely No	0	0	Absolutely no Trade	5.96%	27.28%	C	-5				
2025/02/13	1.349	No Trade	No Trade	35.53%	0	Research	85	0	Absolutely no Trade	6.81%	27.46%	C	-9				
2025/02/14	1.317	No Trade	No Trade	22.37%	0	Absolutely No	0	0	Absolutely no Trade	4.28%	30.10%	C	-13				
2025/02/17	1.317	No Trade	No Trade	22.21%	0	Absolutely No	0	0	Absolutely no Trade	4.25%	18.33%	C	-16				
2025/02/18	1.313	No Trade	No Trade	20.39%	0	Absolutely No	0	0	Absolutely no Trade	3.90%	11.05%	C	-19				



Date	9 day	9 vs 21 day	33 day
2024/12/30	Buy_9day	Buy 9 vs 21	Buy 33_Day
2025/01/02	Buy_9day	Buy 9 vs 21	Buy 33_Day
2025/01/03	Buy_9day	Buy 9 vs 21	Buy 33_Day
2025/01/06	Buy_9day	Buy 9 vs 21	Buy 33_Day
2025/01/07	Sell_9day	Buy 9 vs 21	Buy 33_Day
2025/01/08	Buy_9day	Buy 9 vs 21	Buy 33_Day
2025/01/09	Buy_9day	Buy 9 vs 21	Buy 33_Day
2025/01/10	Buy_9day	Buy 9 vs 21	Buy 33_Day
2025/01/13	Sell_9day	Buy 9 vs 21	Buy 33_Day
2025/01/14	Sell_9day	Buy 9 vs 21	Sell 33_Day
2025/01/15	Sell_9day	Buy 9 vs 21	Sell 33_Day
2025/01/16	Sell_9day	Sell 9 vs 21	Buy 33_Day
2025/01/17	Sell_9day	Sell 9 vs 21	Buy 33_Day
2025/01/20	Sell_9day	Sell 9 vs 21	Buy 33_Day
2025/01/21	Buy_9day	Sell 9 vs 21	Buy 33_Day
2025/01/22	Buy_9day	Sell 9 vs 21	Buy 33_Day
2025/01/23	Buy_9day	Sell 9 vs 21	Buy 33_Day
2025/01/24	Buy_9day	Buy 9 vs 21	Buy 33_Day
2025/01/27	Sell_9day	Buy 9 vs 21	Sell 33_Day
2025/01/28	Sell_9day	Buy 9 vs 21	Sell 33_Day
2025/01/29	Sell_9day	Sell 9 vs 21	Sell 33_Day
2025/01/30	Sell_9day	Sell 9 vs 21	Sell 33_Day
2025/01/31	Sell_9day	Buy 9 vs 21	Sell 33_Day
2025/02/03	Buy_9day	Buy 9 vs 21	Buy 33_Day
2025/02/04	Buy_9day	Sell 9 vs 21	Buy 33_Day
2025/02/05	Sell_9day	Sell 9 vs 21	Sell 33_Day
2025/02/06	Sell_9day	Sell 9 vs 21	Sell 33_Day
2025/02/07	Sell_9day	Sell 9 vs 21	Sell 33_Day
2025/02/10	Buy_9day	Sell 9 vs 21	Buy 33_Day
2025/02/11	Buy_9day	Buy 9 vs 21	Buy 33_Day
2025/02/12	Sell_9day	Sell 9 vs 21	Sell 33_Day
2025/02/13	Sell_9day	Sell 9 vs 21	Sell 33_Day
2025/02/14	Sell_9day	Sell 9 vs 21	Sell 33_Day
2025/02/17	Sell_9day	Sell 9 vs 21	Sell 33_Day
2025/02/18	Sell_9day	Sell 9 vs 21	Sell 33_Day

Strategy Universe	Pairs_NYSE_Nasdaq50	Ascendant guidance	Trade	Strategy_Open Date	2025/01/24	Caterpillar Guidance	Trade	
<div><div><div>CDNS.NAS</div><div>21 per. Mov. Avg. (CDNS.NAS)</div><div>Linear (CDNS.NAS)</div></div><div><div>NXPI.NAS</div><div>21 per. Mov. Avg. (NXPI.NAS)</div><div>Linear (NXPI.NAS)</div></div></div>							(+) : Mom Days	0
							(-) : Mom Days	0
							Guided : Factor	9 vs 21 day
							324_Buy Guidance	0.0%
							324_Sell Guidance	87.4%
							Mom_75 (days)	11.0%
							9 vs 21 day	-2.61%
							Price vs 9 day	-4.20%

S
e
l
l

CSCO.NAS

Cisco Systems

Technology

Communications Equipment

New York

Market Cap : (B) 233 190

Follow the " 3day to 5day waiting period " before entering the trade : understand the Graph, Trend and Variables

CMCSA.NAS

Comcast

Media

Media

New York

Market Cap : (B) 165 929

Plan your enrty levels. Focus on the process not the outcome. Expect further short-term deviation from the trade signal. "Patience"

Date	Price or Relative Price	Short_Term_ Radar	Medium_ Term_Radar	Caterpillar_ %	Wise_ Owl(Rnk)	324_Factor	Factor_324	Defcon _Index	Defcon _Index_Trade	Margin of Safety	75_Day_Mom	Trade_Rating (Guidance)	Trendsum
2024/12/18	1.520	No Trade	No Trade	16.08%	0	Absolutely No	0	100	Research Defon Sell	4.37%	23.10%	C	24
2024/12/19	1.541	No Trade	No Trade	21.21%	0	Absolutely No	0	100	Research Defon Sell	5.76%	25.85%	C	24
2024/12/20	1.531	No Trade	No Trade	18.47%	0	Absolutely No	0	99	Research Defon Sell	5.02%	24.88%	C	24
2024/12/23	1.553	No Trade	No Trade	23.16%	0	Absolutely No	0	100	Research Defon Sell	6.29%	24.58%	C	26
2024/12/27	1.572	No Trade	No Trade	26.77%	0	Absolutely No	0	100	Research Defon Sell	7.27%	23.78%	C	29
2024/12/30	1.583	No Trade	No Trade	28.83%	30	Absolutely No	0	100	Research Defon Sell	7.83%	25.44%	C	31
2025/01/02	1.579	No Trade	No Trade	27.09%	30	Absolutely No	0	100	Research Defon Sell	7.35%	25.43%	C	35
2025/01/03	1.563	No Trade	No Trade	22.60%	30	Absolutely No	0	99	Research Defon Sell	6.14%	20.52%	C	37
2025/01/06	1.568	No Trade	No Trade	23.07%	30	Absolutely No	0	99	Research Defon Sell	6.26%	21.67%	C	36
2025/01/07	1.585	No Trade	No Trade	27.14%	30	Absolutely No	0	100	Research Defon Sell	7.37%	24.81%	C	36
2025/01/08	1.593	No Trade	No Trade	28.78%	30	Absolutely No	0	100	Research Defon Sell	7.81%	24.68%	C	37
2025/01/09	1.593	No Trade	No Trade	28.51%	30	Absolutely No	0	100	Research Defon Sell	7.74%	22.92%	C	37
2025/01/10	1.616	No Trade	No Trade	33.92%	30	Absolutely No	0	100	Research Defon Sell	9.21%	26.08%	C	38
2025/01/13	1.612	No Trade	No Trade	32.24%	30	Absolutely No	0	100	Research Defon Sell	8.75%	26.92%	C	40
2025/01/14	1.631	No Trade	No Trade	36.63%	30	Absolutely No	0	100	Research Defon Sell	9.95%	25.73%	C	42
2025/01/15	1.643	No Trade	No Trade	39.44%	30	Absolutely No	0	100	Research Defon Sell	10.71%	27.55%	C	42
2025/01/16	1.647	No Trade	No Trade	40.21%	30	Absolutely No	0	100	Research Defon Sell	10.92%	29.39%	C	43
2025/01/17	1.647	No Trade	No Trade	39.69%	30	Absolutely No	0	100	Research Defon Sell	10.78%	29.23%	C	45
2025/01/20	1.647	No Trade	No Trade	38.86%	30	Absolutely No	0	100	Research Defon Sell	10.55%	30.19%	C	45
2025/01/21	1.651	No Trade	No Trade	39.64%	30	Absolutely No	0	100	Research Defon Sell	10.76%	29.57%	C	45
2025/01/22	1.661	No Trade	No Trade	41.82%	30	Absolutely No	0	100	Research Defon Sell	11.35%	29.27%	C	44
2025/01/23	1.661	No Trade	No Trade	41.55%	30	Absolutely No	0	100	Research Defon Sell	11.28%	29.68%	C	44
2025/01/24	1.654	No Trade	No Trade	39.64%	30	Absolutely No	0	100	Research Defon Sell	10.76%	27.77%	C	45
2025/01/27	1.545	Sell_Panda_ST	Sell_Panda_ST	12.04%	0	Absolutely No	0	0	Absolutely no Trade	3.27%	20.01%	C	42
2025/01/28	1.583	Sell_Panda_ST	Sell_Panda_ST	20.96%	30	Absolutely No	0	95	Research Defon Sell	5.69%	22.34%	C	39
2025/01/29	1.594	Sell_Panda_ST	Sell_Panda_ST	23.46%	30	Absolutely No	0	96	Research Defon Sell	6.37%	22.36%	C	33
2025/01/30	1.819	No Trade	No Trade	78.39%	50	Research	85	100	Research Defon Sell	21.28%	38.32%	A	31
2025/01/31	1.800	No Trade	No Trade	73.60%	50	Research	85	99	Research Defon Sell	19.98%	39.23%	B	30
2025/02/03	1.839	No Trade	No Trade	82.20%	50	Research	85	100	Research Defon Sell	22.32%	43.20%	A	30
2025/02/04	1.828	No Trade	No Trade	79.25%	50	Research	85	99	Research Defon Sell	21.52%	37.01%	A	31
2025/02/05	1.844	No Trade	No Trade	82.68%	50	Research	85	100	Research Defon Sell	22.45%	38.04%	A	31
2025/02/06	1.806	No Trade	No Trade	76.80%	50	Research	85	98	Research Defon Sell	19.91%	33.45%	B	31
2025/02/07	1.812	No Trade	No Trade	87.48%	60	Research	85	98	Research Defon Sell	20.17%	29.76%	B	31
2025/02/10	1.822	No Trade	No Trade	91.87%	60	Research	85	99	Research Defon Sell	20.62%	33.75%	B	31
2025/02/11	1.772	Sell_Panda_ST	No Trade	76.74%	50	Research	85	96	Research Defon Sell	17.23%	30.83%	B	27
2025/02/12	1.792	Sell_Panda_ST	No Trade	82.17%	50	Research	85	97	Research Defon Sell	18.45%	33.35%	B	21
2025/02/13	1.804	Sell_Panda_ST	No Trade	85.56%	50	Research	85	98	Research Defon Sell	19.21%	34.86%	B	15
2025/02/14	1.833	No Trade	No Trade	93.62%	50	Research	85	99	Research Defon Sell	21.02%	38.74%	A	11
2025/02/17	1.833	No Trade	No Trade	92.54%	50	Research	85	99	Research Defon Sell	20.77%	38.50%	A	8
2025/02/18	1.777	No Trade	No Trade	75.72%	50	Research	85	96	Research Defon Sell	17.00%	35.02%	B	7

S
e
l
l

CSCO.NAS

Cisco Systems

Technology

Communications Equipment

New York

Market Cap : (B)

233 190

Follow the " 3day to 5day waiting period " before entering the trade : understand the Graph, Trend and Variables

JNJ.NYS

Johnson & Johnson

Health Care

Pharmaceuticals

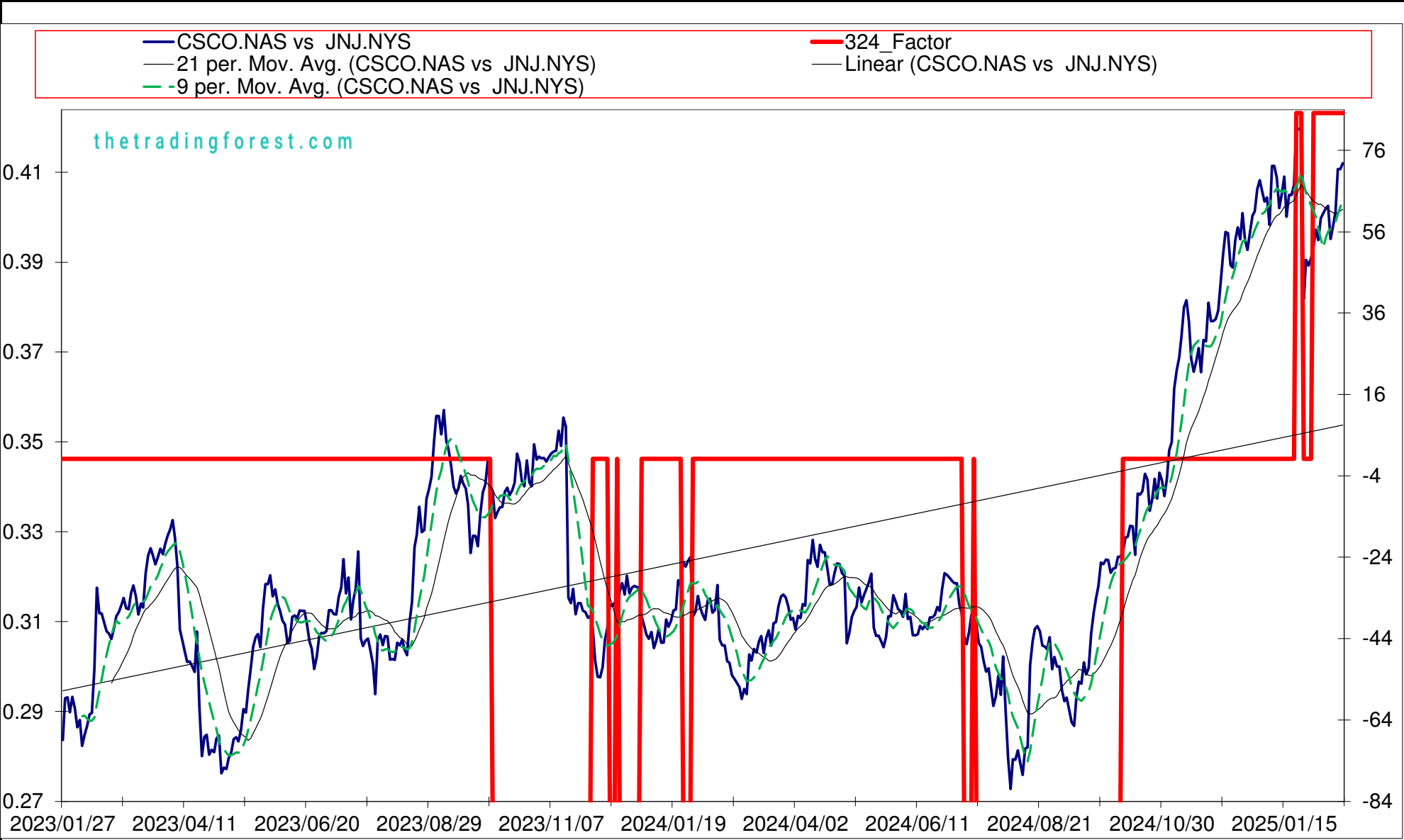
New York

Market Cap : (B)

373 591

Plan your enrty levels. Focus on the process not the outcome. Expect further short-term deviation from the trade signal. "Patience"

Date	Price or Relative Price	Short_Term_ Radar	Medium_ Term_Radar	Caterpillar_ %	Wise_ Owl(Rnk)	324_Factor	Factor_324	Defcon _Index	Defcon _Index_Trade	Margin of Safety	75_Day_Mom	Trade_Rating (Guidance)	Trendsum
2024/12/18	0.397	No Trade	No Trade	38.18%	0	Absolutely No	0	98	Research Defon Sell	8.72%	33.47%	C	23
2024/12/19	0.401	No Trade	No Trade	42.66%	0	Absolutely No	0	99	Research Defon Sell	9.75%	36.04%	C	21
2024/12/20	0.405	No Trade	No Trade	47.06%	0	Absolutely No	0	100	Research Defon Sell	10.70%	38.58%	C	18
2024/12/23	0.406	No Trade	No Trade	47.46%	0	Absolutely No	0	100	Research Defon Sell	10.79%	39.28%	C	19
2024/12/27	0.411	No Trade	No Trade	52.44%	0	Absolutely No	0	100	Research Defon Sell	11.92%	37.92%	C	21
2024/12/30	0.413	No Trade	No Trade	54.08%	0	Absolutely No	0	100	Research Defon Sell	12.30%	37.04%	C	24
2025/01/02	0.410	No Trade	No Trade	50.28%	0	Absolutely No	0	99	Research Defon Sell	11.43%	36.39%	C	26
2025/01/03	0.408	No Trade	No Trade	47.47%	0	Absolutely No	0	99	Research Defon Sell	10.79%	33.58%	C	27
2025/01/06	0.409	No Trade	No Trade	47.81%	0	Absolutely No	0	99	Research Defon Sell	10.87%	35.05%	C	27
2025/01/07	0.403	Sell_Panda_ST	No Trade	40.31%	0	Absolutely No	0	98	Research Defon Sell	9.16%	32.41%	C	26
2025/01/08	0.416	No Trade	No Trade	55.69%	0	Absolutely No	0	100	Research Defon Sell	12.66%	33.33%	C	27
2025/01/09	0.416	No Trade	No Trade	55.45%	0	Absolutely No	0	100	Research Defon Sell	12.61%	31.44%	C	26
2025/01/10	0.413	No Trade	No Trade	52.08%	0	Absolutely No	0	99	Research Defon Sell	11.84%	29.31%	C	23
2025/01/13	0.407	No Trade	No Trade	43.34%	0	Absolutely No	0	98	Research Defon Sell	9.85%	26.06%	C	22
2025/01/14	0.410	Sell_Panda_ST	No Trade	46.84%	0	Absolutely No	0	99	Research Defon Sell	10.65%	25.03%	C	18
2025/01/15	0.414	No Trade	No Trade	51.19%	0	Absolutely No	0	99	Research Defon Sell	11.64%	26.35%	C	14
2025/01/16	0.405	Sell_Panda_ST	Sell_Panda_ST	40.37%	0	Absolutely No	0	97	Research Defon Sell	9.18%	23.23%	C	12
2025/01/17	0.410	No Trade	No Trade	45.86%	0	Absolutely No	0	98	Research Defon Sell	10.43%	24.74%	C	11
2025/01/20	0.410	No Trade	No Trade	45.15%	0	Absolutely No	0	98	Research Defon Sell	10.26%	25.82%	C	8
2025/01/21	0.412	No Trade	No Trade	47.64%	0	Absolutely No	0	99	Research Defon Sell	10.83%	26.18%	C	5
2025/01/22	0.424	No Trade	No Trade	61.95%	50	Research	85	100	Research Defon Sell	14.08%	29.87%	A	5
2025/01/23	0.424	No Trade	No Trade	61.85%	50	Research	85	100	Research Defon Sell	14.06%	28.95%	A	6
2025/01/24	0.424	No Trade	No Trade	61.00%	50	Research	85	100	Research Defon Sell	13.87%	28.77%	A	7
2025/01/27	0.386	No Trade	No Trade	16.10%	0	Absolutely No	0	0	Absolutely no Trade	3.66%	17.03%	C	6
2025/01/28	0.395	No Trade	No Trade	26.23%	0	Absolutely No	0	0	Absolutely no Trade	5.96%	18.54%	C	5
2025/01/29	0.394	No Trade	No Trade	24.57%	0	Absolutely No	0	0	Absolutely no Trade	5.59%	18.11%	C	1
2025/01/30	0.396	No Trade	No Trade	26.22%	0	Absolutely No	0	0	Absolutely no Trade	5.96%	17.73%	C	-1
2025/01/31	0.398	No Trade	No Trade	29.20%	0	Research	85	0	Absolutely no Trade	6.64%	18.60%	C	-1
2025/02/03	0.402	No Trade	No Trade	32.79%	0	Research	85	0	Absolutely no Trade	7.46%	21.96%	C	0
2025/02/04	0.400	No Trade	No Trade	29.88%	0	Research	85	0	Absolutely no Trade	6.79%	16.45%	C	0
2025/02/05	0.404	No Trade	No Trade	35.35%	50	Research	85	95	Research Defon Sell	8.04%	17.95%	B	-1
2025/02/06	0.406	No Trade	No Trade	36.48%	50	Research	85	96	Research Defon Sell	8.29%	18.00%	B	0
2025/02/07	0.407	No Trade	No Trade	37.46%	50	Research	85	96	Research Defon Sell	8.52%	17.02%	B	3
2025/02/10	0.407	No Trade	No Trade	37.41%	50	Research	85	96	Research Defon Sell	8.51%	17.60%	B	7
2025/02/11	0.400	No Trade	No Trade	28.56%	0	Research	85	0	Absolutely no Trade	6.49%	17.84%	C	11
2025/02/12	0.403	No Trade	No Trade	31.71%	0	Research	85	0	Absolutely no Trade	7.21%	17.79%	C	12
2025/02/13	0.406	No Trade	No Trade	35.27%	50	Research	85	96	Research Defon Sell	8.02%	17.18%	B	11
2025/02/14	0.415	No Trade	No Trade	46.10%	50	Research	85	98	Research Defon Sell	10.48%	21.44%	B	12
2025/02/17	0.415	No Trade	No Trade	45.40%	50	Research	85	98	Research Defon Sell	10.32%	19.44%	B	12
2025/02/18	0.417	No Trade	No Trade	46.69%	50	Research	85	98	Research Defon Sell	10.62%	20.40%	B	14



Date	9 day	9 vs 21 day	33 day
2024/12/30	Buy_9day	Buy 9 vs 21	Buy 33_Day
2025/01/02	Buy_9day	Buy 9 vs 21	Buy 33_Day
2025/01/03	Buy_9day	Buy 9 vs 21	Buy 33_Day
2025/01/06	Buy_9day	Buy 9 vs 21	Buy 33_Day
2025/01/07	Sell_9day	Buy 9 vs 21	Buy 33_Day
2025/01/08	Buy_9day	Buy 9 vs 21	Buy 33_Day
2025/01/09	Buy_9day	Buy 9 vs 21	Buy 33_Day
2025/01/10	Buy_9day	Buy 9 vs 21	Buy 33_Day
2025/01/13	Sell_9day	Buy 9 vs 21	Buy 33_Day
2025/01/14	Sell_9day	Buy 9 vs 21	Buy 33_Day
2025/01/15	Buy_9day	Buy 9 vs 21	Buy 33_Day
2025/01/16	Sell_9day	Buy 9 vs 21	Buy 33_Day
2025/01/17	Sell_9day	Buy 9 vs 21	Buy 33_Day
2025/01/20	Sell_9day	Buy 9 vs 21	Buy 33_Day
2025/01/21	Buy_9day	Buy 9 vs 21	Buy 33_Day
2025/01/22	Buy_9day	Buy 9 vs 21	Buy 33_Day
2025/01/23	Buy_9day	Buy 9 vs 21	Buy 33_Day
2025/01/24	Buy_9day	Buy 9 vs 21	Buy 33_Day
2025/01/27	Sell_9day	Buy 9 vs 21	Sell 33_Day
2025/01/28	Sell_9day	Sell 9 vs 21	Sell 33_Day
2025/01/29	Sell_9day	Sell 9 vs 21	Sell 33_Day
2025/01/30	Sell_9day	Sell 9 vs 21	Sell 33_Day
2025/01/31	Sell_9day	Sell 9 vs 21	Sell 33_Day
2025/02/03	Sell_9day	Sell 9 vs 21	Sell 33_Day
2025/02/04	Sell_9day	Sell 9 vs 21	Sell 33_Day
2025/02/05	Buy_9day	Sell 9 vs 21	Sell 33_Day
2025/02/06	Buy_9day	Sell 9 vs 21	Sell 33_Day
2025/02/07	Buy_9day	Sell 9 vs 21	Sell 33_Day
2025/02/10	Buy_9day	Sell 9 vs 21	Sell 33_Day
2025/02/11	Sell_9day	Sell 9 vs 21	Sell 33_Day
2025/02/12	Sell_9day	Sell 9 vs 21	Sell 33_Day
2025/02/13	Buy_9day	Sell 9 vs 21	Sell 33_Day
2025/02/14	Buy_9day	Sell 9 vs 21	Buy 33_Day
2025/02/17	Buy_9day	Buy 9 vs 21	Buy 33_Day
2025/02/18	Buy_9day	Buy 9 vs 21	Buy 33_Day

Strategy Universe

Pairs_NYSE_Dow

Ascendant guidance

Trade

Strategy_Open Date

2025/01/24

Caterpillar Guidance

Trade

CSCO.NAS

21 per. Mov. Avg. (CSCO.NAS)

Linear (CSCO.NAS)

JNJ.NYS

21 per. Mov. Avg. (JNJ.NYS)

Linear (JNJ.NYS)

(+) : Mom Days

103

(-) : Mom Days

0

Guided : Factor

66 day

324_Buy Guidance

0.0%

324_Sell Guidance

98.2%

Mom_75 (days)

20.4%

9 vs 21 day

0.48%

Price vs 9 day

2.04%

S
e
|
|

CSCO.NAS

Cisco Systems

Technology

Communications Equipment

New York

Market Cap : (B)

233 190

Follow the " 3day to 5day waiting period " before entering the trade : understand the Graph, Trend and Variables

KO.NYS

The Coca-Cola Company

Consumer Staples

Beverages

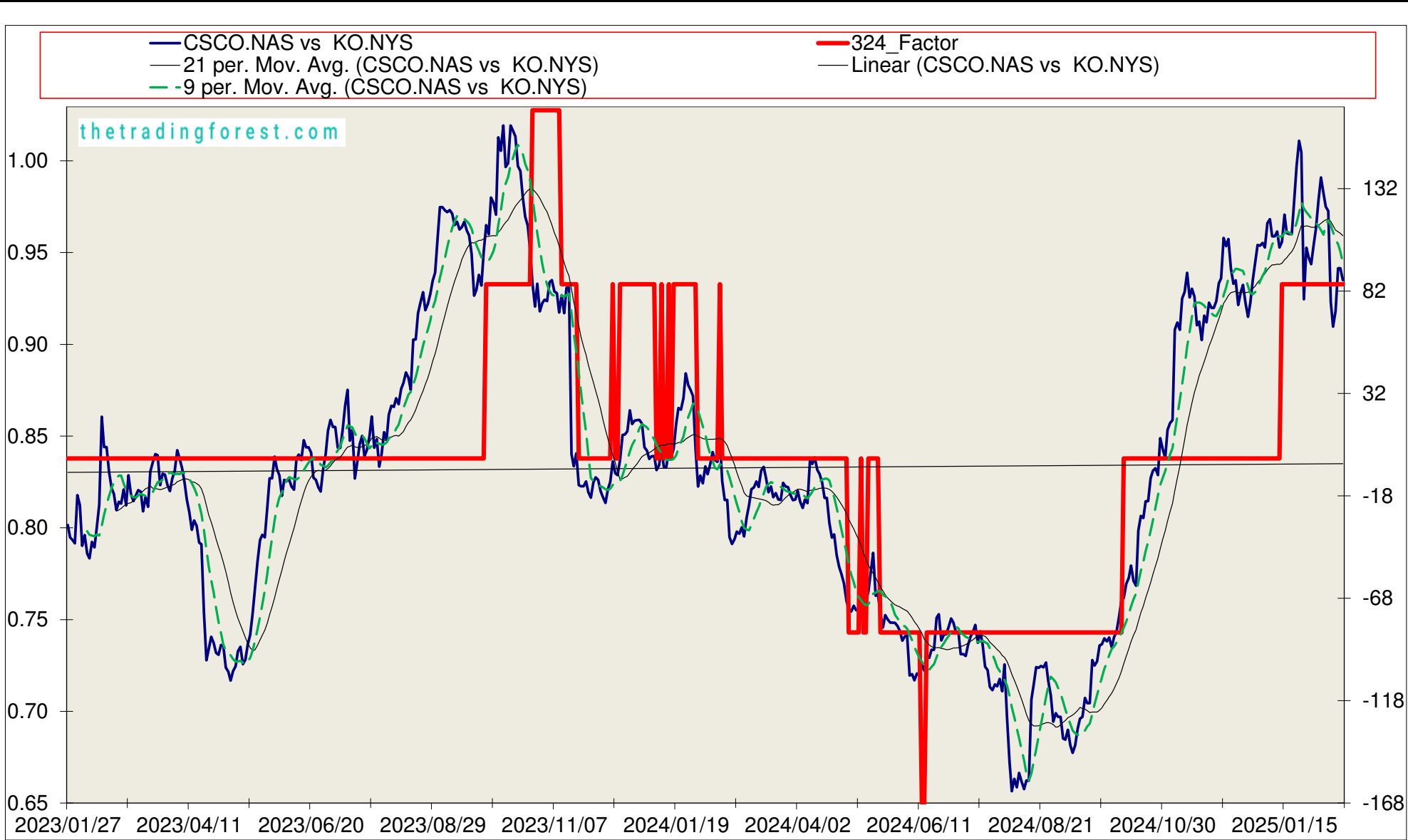
New York

Market Cap : (B)


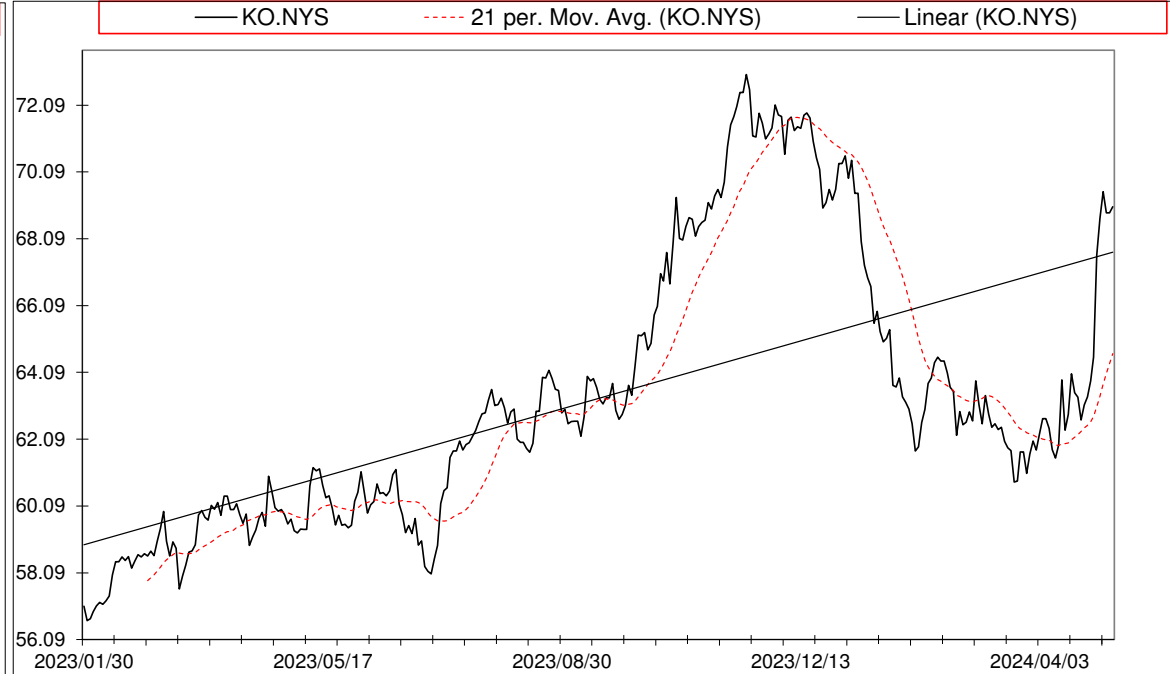
275 354

Plan your enrty levels. Focus on the process not the outcome. Expect further short-term deviation from the trade signal. "Patience"

-2.467												17.880		-7.247	
Date	Price or Relative Price	Short_Term_ Radar	Medium_ Term_Radar	Caterpillar_ %	Wise_ Owl(Rnk)	324_Factor	Factor_324	Defcon _Index	Defcon _Index_Trade	Margin of Safety	75_Day_Mom	Trade_Rating (Guidance)	Trendsum		
2024/12/18	0.915	No Trade	No Trade	25.60%	0	Absolutely No	0	92	Research Defon Sell	8.10%	32.60%	C	-4		
2024/12/19	0.923	No Trade	No Trade	28.32%	0	Absolutely No	0	93	Research Defon Sell	8.96%	35.36%	C	-8		
2024/12/20	0.936	No Trade	No Trade	33.01%	0	Absolutely No	0	94	Research Defon Sell	10.45%	38.03%	C	-10		
2024/12/23	0.945	No Trade	No Trade	36.50%	0	Absolutely No	0	95	Research Defon Sell	11.55%	38.66%	C	-10		
2024/12/27	0.955	No Trade	No Trade	39.59%	0	Absolutely No	0	96	Research Defon Sell	12.53%	38.15%	C	-9		
2024/12/30	0.954	No Trade	No Trade	39.27%	0	Absolutely No	0	96	Research Defon Sell	12.43%	37.01%	C	-6		
2025/01/02	0.956	No Trade	No Trade	39.61%	0	Absolutely No	0	96	Research Defon Sell	12.54%	37.04%	C	-2		
2025/01/03	0.953	No Trade	No Trade	38.61%	0	Absolutely No	0	96	Research Defon Sell	12.22%	34.68%	C	2		
2025/01/06	0.966	No Trade	No Trade	43.33%	0	Absolutely No	0	97	Research Defon Sell	13.72%	37.11%	C	4		
2025/01/07	0.969	No Trade	No Trade	44.06%	0	Absolutely No	0	97	Research Defon Sell	13.95%	37.43%	C	8		
2025/01/08	0.959	No Trade	No Trade	40.54%	0	Absolutely No	0	96	Research Defon Sell	12.83%	31.70%	C	13		
2025/01/09	0.959	No Trade	No Trade	40.47%	0	Absolutely No	0	96	Research Defon Sell	12.81%	32.24%	C	16		
2025/01/10	0.962	No Trade	No Trade	41.34%	0	Absolutely No	0	97	Research Defon Sell	13.09%	32.20%	C	16		
2025/01/13	0.953	Sell_Panda_ST	No Trade	37.89%	0	Absolutely No	0	96	Research Defon Sell	11.99%	29.45%	C	12		
2025/01/14	0.956	No Trade	No Trade	39.01%	50	Research	85	96	Research Defon Sell	12.35%	29.78%	B	8		
2025/01/15	0.971	No Trade	No Trade	44.40%	50	Research	85	97	Research Defon Sell	14.05%	31.18%	B	7		
2025/01/16	0.961	No Trade	No Trade	40.60%	50	Research	85	96	Research Defon Sell	12.85%	30.12%	B	7		
2025/01/17	0.960	No Trade	No Trade	40.34%	50	Research	85	96	Research Defon Sell	12.77%	29.68%	B	6		
2025/01/20	0.960	No Trade	No Trade	40.23%	50	Research	85	96	Research Defon Sell	12.70%	30.59%	B	7		
2025/01/21	0.978	No Trade	No Trade	46.58%	50	Research	85	98	Research Defon Sell	14.71%	31.94%	B	8		
2025/01/22	0.998	No Trade	No Trade	53.88%	50	Research	85	99	Research Defon Sell	17.01%	34.18%	B	9		
2025/01/23	1.011	No Trade	No Trade	59.74%	50	Research	85	100	Research Defon Sell	18.61%	34.54%	A	13		
2025/01/24	1.005	No Trade	No Trade	58.14%	50	Research	85	99	Research Defon Sell	17.84%	32.08%	B	17		
2025/01/27	0.925	No Trade	No Trade	29.37%	0	Research	85	0	Absolutely no Trade	8.39%	21.36%	C	17		
2025/01/28	0.953	Sell_Panda_ST	Sell_Panda_ST	41.34%	0	Research	85	0	Absolutely no Trade	11.66%	23.79%	C	16		
2025/01/29	0.948	Sell_Panda_ST	Sell_Panda_ST	41.76%	0	Research	85	0	Absolutely no Trade	11.02%	22.59%	C	12		
2025/01/30	0.944	No Trade	No Trade	42.38%	0	Research	85	0	Absolutely no Trade	10.57%	21.07%	C	10		
2025/01/31	0.955	No Trade	No Trade	48.57%	0	Research	85	0	Absolutely no Trade	11.78%	23.73%	C	8		
2025/02/03	0.964	No Trade	No Trade	56.40%	30	Research	85	95	Research Defon Sell	12.76%	25.32%	C	9		
2025/02/04	0.979	No Trade	No Trade	72.07%	50	Research	85	96	Research Defon Sell	14.52%	22.51%	B	11		
2025/02/05	0.991	No Trade	No Trade	79.58%	50	Research	85	98	Research Defon Sell	15.96%	22.86%	B	10		
2025/02/06	0.983	No Trade	No Trade	74.52%	50	Research	85	97	Research Defon Sell	14.94%	21.97%	B	11		
2025/02/07	0.975	No Trade	No Trade	70.10%	50	Research	85	96	Research Defon Sell	14.06%	19.71%	B	13		
2025/02/10	0.973	No Trade	No Trade	68.39%	50	Research	85	96	Research Defon Sell	13.72%	19.40%	B	13		
2025/02/11	0.924	No Trade	No Trade	39.43%	0	Research	85	0	Absolutely no Trade	7.91%	11.60%	C	9		
2025/02/12	0.910	No Trade	No Trade	31.48%	0	Research	85	0	Absolutely no Trade	6.31%	9.45%	C	4		
2025/02/13	0.919	No Trade	No Trade	36.33%	0	Research	85	0	Absolutely no Trade	7.29%	10.28%	C	-2		
2025/02/14	0.942	No Trade	No Trade	49.83%	0	Research	85	0	Absolutely no Trade	9.99%	13.60%	C	-7		
2025/02/17	0.942	No Trade	No Trade	51.42%	0	Research	85	0	Absolutely no Trade	9.93%	10.91%	C	-8		
2025/02/18	0.935	No Trade	No Trade	47.38%	0	Research	85	0	Absolutely no Trade	9.15%	10.92%	C	-10		



Date	9 day	9 vs 21 day	33 day
2024/12/30	Buy_9day	Sell 9 vs 21	Buy 33_Day
2025/01/02	Buy_9day	Buy 9 vs 21	Buy 33_Day
2025/01/03	Buy_9day	Buy 9 vs 21	Buy 33_Day
2025/01/06	Buy_9day	Buy 9 vs 21	Buy 33_Day
2025/01/07	Buy_9day	Buy 9 vs 21	Buy 33_Day
2025/01/08	Buy_9day	Buy 9 vs 21	Buy 33_Day
2025/01/09	Buy_9day	Buy 9 vs 21	Buy 33_Day
2025/01/10	Buy_9day	Buy 9 vs 21	Buy 33_Day
2025/01/13	Sell_9day	Buy 9 vs 21	Buy 33_Day
2025/01/14	Sell_9day	Buy 9 vs 21	Buy 33_Day
2025/01/15	Buy_9day	Buy 9 vs 21	Buy 33_Day
2025/01/16	Sell_9day	Buy 9 vs 21	Buy 33_Day
2025/01/17	Sell_9day	Buy 9 vs 21	Buy 33_Day
2025/01/20	Buy_9day	Buy 9 vs 21	Buy 33_Day
2025/01/21	Buy_9day	Buy 9 vs 21	Buy 33_Day
2025/01/22	Buy_9day	Buy 9 vs 21	Buy 33_Day
2025/01/23	Buy_9day	Buy 9 vs 21	Buy 33_Day
2025/01/24	Buy_9day	Buy 9 vs 21	Buy 33_Day
2025/01/27	Sell_9day	Buy 9 vs 21	Sell 33_Day
2025/01/28	Sell_9day	Buy 9 vs 21	Sell 33_Day
2025/01/29	Sell_9day	Buy 9 vs 21	Sell 33_Day
2025/01/30	Sell_9day	Buy 9 vs 21	Sell 33_Day
2025/01/31	Sell_9day	Buy 9 vs 21	Buy 33_Day
2025/02/03	Sell_9day	Buy 9 vs 21	Buy 33_Day
2025/02/04	Buy_9day	Sell 9 vs 21	Buy 33_Day
2025/02/05	Buy_9day	Sell 9 vs 21	Buy 33_Day
2025/02/06	Buy_9day	Sell 9 vs 21	Buy 33_Day
2025/02/07	Buy_9day	Sell 9 vs 21	Buy 33_Day
2025/02/10	Buy_9day	Sell 9 vs 21	Buy 33_Day
2025/02/11	Sell_9day	Sell 9 vs 21	Sell 33_Day
2025/02/12	Sell_9day	Sell 9 vs 21	Sell 33_Day
2025/02/13	Sell_9day	Sell 9 vs 21	Sell 33_Day
2025/02/14	Sell_9day	Sell 9 vs 21	Sell 33_Day
2025/02/17	Sell_9day	Sell 9 vs 21	Sell 33_Day
2025/02/18	Sell_9day	Sell 9 vs 21	Sell 33_Day

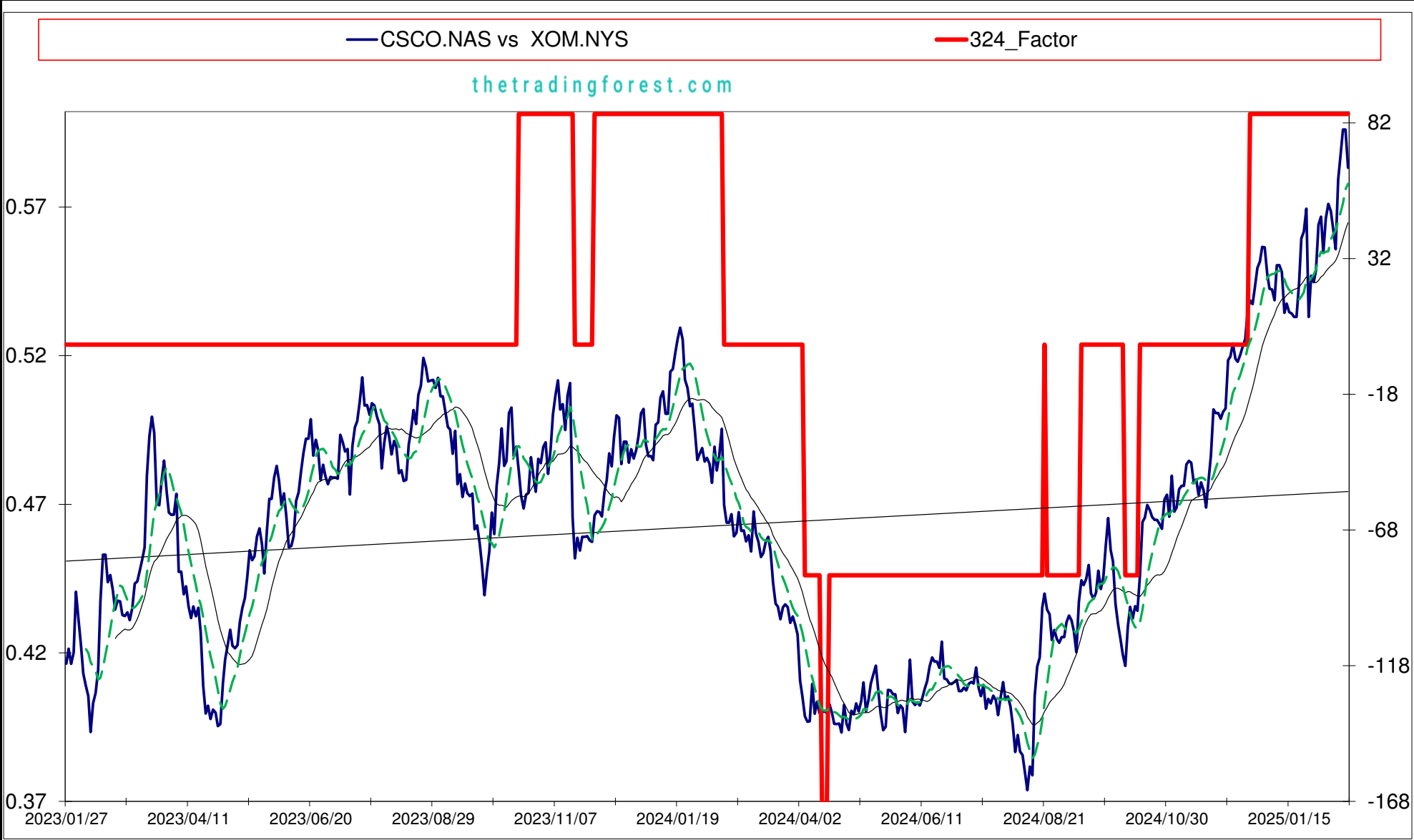
Strategy Universe	Pairs_NYSE_Dow	Ascendant guidance	Trade	Strategy_Open Date	2025/01/24	Caterpillar Guidance	Trade
						(+) : Mom Days	0
						(-) : Mom Days	0
						Guided : Factor	9 vs 21 day
						324_Buy Guidance	0.0%
						324_Sell Guidance	91.7%
						Mom_75 (days)	10.9%
						9 vs 21 day	-1.55%
						Price vs 9 day	-0.99%

Follow the " 3day to 5day waiting period " before entering the trade : understand the Graph, Trend and Variables

Plan your entry levels. Focus on the process not the outcome. Expect further short-term deviation from the trade signal. "Patience"

-10.029

Date	Price or	Short_Term_	Medium_	Caterpillar_	Wise_	324_Factor	Factor_324	Defcon	Defcon		Margin of	75_Day_Mom	Trade_Rating	Trendsum
	Relative Price	Radar	Term_Radar	%	Owl(Rnk)			_Index	_Index_Trade	Safety	(Guidance)			
2024/12/18	0.541	No Trade	No Trade	60.18%	50	Research	85	100	Research	Defon Sell	11.76%	24.52%	A	24
2024/12/19	0.546	No Trade	No Trade	65.97%	50	Research	85	100	Research	Defon Sell	12.90%	26.85%	A	24
2024/12/20	0.553	No Trade	No Trade	72.76%	50	Research	85	100	Research	Defon Sell	14.22%	30.54%	A	24
2024/12/23	0.555	No Trade	No Trade	74.55%	50	Research	85	100	Research	Defon Sell	14.57%	26.03%	A	29
2024/12/27	0.560	No Trade	No Trade	79.25%	50	Research	85	100	Research	Defon Sell	15.49%	25.07%	A	33
2024/12/30	0.560	No Trade	No Trade	78.66%	50	Research	85	100	Research	Defon Sell	15.38%	25.48%	A	37
2025/01/02	0.551	No Trade	No Trade	68.83%	50	Research	85	98	Research	Defon Sell	13.46%	22.92%	B	37
2025/01/03	0.546	No Trade	No Trade	63.39%	50	Research	85	97	Research	Defon Sell	12.39%	20.53%	B	37
2025/01/06	0.545	Sell_Panda_ST	No Trade	62.74%	50	Research	85	97	Research	Defon Sell	12.27%	23.06%	B	34
2025/01/07	0.542	Sell_Panda_ST	No Trade	58.83%	50	Research	85	97	Research	Defon Sell	11.50%	22.78%	B	29
2025/01/08	0.554	No Trade	No Trade	71.05%	50	Research	85	99	Research	Defon Sell	13.89%	24.85%	B	25
2025/01/09	0.554	No Trade	No Trade	70.91%	50	Research	85	99	Research	Defon Sell	13.86%	22.80%	B	21
2025/01/10	0.551	No Trade	No Trade	68.37%	50	Research	85	98	Research	Defon Sell	13.37%	23.98%	B	16
2025/01/13	0.538	Sell_Panda_ST	Sell_Panda_ST	53.57%	50	Research	85	96	Research	Defon Sell	10.47%	19.83%	B	12
2025/01/14	0.541	No Trade	No Trade	56.68%	50	Research	85	97	Research	Defon Sell	11.08%	17.87%	B	6
2025/01/15	0.538	No Trade	No Trade	53.55%	50	Research	85	96	Research	Defon Sell	10.47%	14.80%	C	2
2025/01/16	0.537	No Trade	No Trade	52.87%	50	Research	85	96	Research	Defon Sell	10.34%	17.39%	B	-2
2025/01/17	0.536	No Trade	No Trade	51.54%	50	Research	85	96	Research	Defon Sell	10.08%	18.11%	B	-6
2025/01/20	0.536	No Trade	No Trade	51.14%	50	Research	85	96	Research	Defon Sell	10.00%	21.94%	B	-10
2025/01/21	0.548	No Trade	No Trade	62.83%	50	Research	85	98	Research	Defon Sell	12.28%	26.44%	B	-14
2025/01/22	0.563	No Trade	No Trade	78.61%	50	Research	85	100	Research	Defon Sell	15.37%	31.55%	A	-16
2025/01/23	0.565	No Trade	No Trade	80.86%	50	Research	85	100	Research	Defon Sell	15.81%	33.69%	A	-16
2025/01/24	0.573	No Trade	No Trade	88.84%	50	Research	85	100	Research	Defon Sell	17.37%	36.74%	A	-16
2025/01/27	0.536	No Trade	No Trade	50.24%	0	Research	85	0	Absolutely no Trade		9.82%	24.11%	C	-13
2025/01/28	0.550	No Trade	No Trade	64.57%	50	Research	85	96	Research	Defon Sell	12.62%	25.39%	B	-11
2025/01/29	0.548	No Trade	No Trade	62.26%	50	Research	85	96	Research	Defon Sell	12.17%	26.04%	B	-9
2025/01/30	0.552	No Trade	No Trade	66.20%	50	Research	85	96	Research	Defon Sell	12.94%	25.75%	B	-8
2025/01/31	0.567	No Trade	No Trade	82.15%	50	Research	85	99	Research	Defon Sell	16.06%	29.69%	A	-8
2025/02/03	0.570	No Trade	No Trade	84.59%	50	Research	85	100	Research	Defon Sell	16.54%	26.85%	A	-7
2025/02/04	0.558	No Trade	No Trade	71.74%	50	Research	85	97	Research	Defon Sell	14.03%	19.38%	B	-6
2025/02/05	0.569	No Trade	No Trade	83.73%	50	Research	85	99	Research	Defon Sell	16.37%	21.51%	A	-7
2025/02/06	0.574	No Trade	No Trade	88.66%	50	Research	85	100	Research	Defon Sell	17.33%	21.42%	A	-6
2025/02/07	0.572	No Trade	No Trade	85.98%	50	Research	85	100	Research	Defon Sell	16.81%	21.34%	A	-3
2025/02/10	0.566	No Trade	No Trade	79.45%	50	Research	85	99	Research	Defon Sell	15.53%	20.70%	B	1
2025/02/11	0.559	No Trade	No Trade	72.06%	50	Research	85	97	Research	Defon Sell	14.09%	19.47%	B	5
2025/02/12	0.582	No Trade	No Trade	96.37%	50	Research	85	100	Research	Defon Sell	18.84%	24.48%	A	8
2025/02/13	0.590	No Trade	No Trade	100.00%	50	Research	85	100	Research	Defon Sell	20.43%	26.56%	A	10
2025/02/14	0.599	No Trade	No Trade	100.00%	50	Research	85	100	Research	Defon Sell	22.22%	28.91%	A	13
2025/02/17	0.599	No Trade	No Trade	99.61%	50	Research	85	100	Research	Defon Sell	22.13%	26.24%	A	13
2025/02/18	0.586	No Trade	No Trade	87.67%	50	Research	85	98	Research	Defon Sell	19.48%	23.10%	B	15



9 day	9 day	9 vs 21 day	33 day
2024/12/30	Buy_9day	Buy 9 vs 21	Buy 33_Day
2025/01/02	Buy_9day	Buy 9 vs 21	Buy 33_Day
2025/01/03	Sell_9day	Buy 9 vs 21	Buy 33_Day
2025/01/06	Sell_9day	Buy 9 vs 21	Buy 33_Day
2025/01/07	Sell_9day	Buy 9 vs 21	Buy 33_Day
2025/01/08	Buy_9day	Buy 9 vs 21	Buy 33_Day
2025/01/09	Buy_9day	Buy 9 vs 21	Buy 33_Day
2025/01/10	Buy_9day	Buy 9 vs 21	Buy 33_Day
2025/01/13	Sell_9day	Buy 9 vs 21	Buy 33_Day
2025/01/14	Sell_9day	Buy 9 vs 21	Buy 33_Day
2025/01/15	Sell_9day	Buy 9 vs 21	Buy 33_Day
2025/01/16	Sell_9day	Sell 9 vs 21	Buy 33_Day
2025/01/17	Sell_9day	Sell 9 vs 21	Buy 33_Day
2025/01/20	Sell_9day	Sell 9 vs 21	Buy 33_Day
2025/01/21	Buy_9day	Sell 9 vs 21	Buy 33_Day
2025/01/22	Buy_9day	Sell 9 vs 21	Buy 33_Day
2025/01/23	Buy_9day	Sell 9 vs 21	Buy 33_Day
2025/01/24	Buy_9day	Sell 9 vs 21	Buy 33_Day
2025/01/27	Sell_9day	Sell 9 vs 21	Sell 33_Day
2025/01/28	Buy_9day	Buy 9 vs 21	Buy 33_Day
2025/01/29	Sell_9day	Buy 9 vs 21	Buy 33_Day
2025/01/30	Sell_9day	Buy 9 vs 21	Buy 33_Day
2025/01/31	Buy_9day	Buy 9 vs 21	Buy 33_Day
2025/02/03	Buy_9day	Buy 9 vs 21	Buy 33_Day
2025/02/04	Buy_9day	Buy 9 vs 21	Buy 33_Day
2025/02/05	Buy_9day	Buy 9 vs 21	Buy 33_Day
2025/02/06	Buy_9day	Buy 9 vs 21	Buy 33_Day
2025/02/07	Buy_9day	Buy 9 vs 21	Buy 33_Day
2025/02/10	Buy_9day	Buy 9 vs 21	Buy 33_Day
2025/02/11	Sell_9day	Buy 9 vs 21	Buy 33_Day
2025/02/12	Buy_9day	Buy 9 vs 21	Buy 33_Day
2025/02/13	Buy_9day	Buy 9 vs 21	Buy 33_Day
2025/02/14	Buy_9day	Buy 9 vs 21	Buy 33_Day
2025/02/17	Buy_9day	Buy 9 vs 21	Buy 33_Day
2025/02/18	Buy_9day	Buy 9 vs 21	Buy 33_Day

Strategy Universe	Pairs_NYSE_Dow	Ascendant guidance	Trade	Strategy_Open Date	2025/01/24	Caterpillar Guidance	Trade
						(+) : Mom Days	91
						(-) : Mom Days	0
						Guided : Factor	66 day
						324_Buy Guidance	0.0%
						324_Sell Guidance	97.9%
						Mom_75 (days)	23.1%
						9 vs 21 day	2.29%
						Price vs 9 day	0.93%

S
e
l
l

GOOG.NAS

Alphabet Inc. (Class C)

Media

Interactive Media & Services

New York

Market Cap : (B) 973 269

Follow the " 3day to 5day waiting period " before entering the trade : understand the Graph, Trend and Variables

ADI.NAS

Analog Devices

Technology

Semiconductors

New York

Market Cap : (B) 106 543

Plan your enrty levels. Focus on the process not the outcome. Expect further short-term deviation from the trade signal. "Patience"

Date	Price or Relative Price	Short_Term_ Radar	Medium_ Term_Radar	Caterpillar_ %	Wise_ Owl(Rnk)	324_Factor	Factor_324	Defcon _Index	Defcon _Index_Trade	Margin of Safety	75_Day_Mom	Trade_Rating (Guidance)	Trendsum
2024/12/18	0.915	No Trade	No Trade	59.01%	50	Research	85	99	Research Defon Sell	10.56%	26.41%	A	23
2024/12/19	0.913	No Trade	No Trade	57.33%	50	Research	85	99	Research Defon Sell	10.26%	28.21%	A	24
2024/12/20	0.911	No Trade	No Trade	55.89%	50	Research	85	99	Research Defon Sell	10.00%	33.17%	B	25
2024/12/23	0.912	No Trade	No Trade	55.94%	50	Research	85	99	Research Defon Sell	10.01%	32.98%	B	22
2024/12/27	0.894	Sell_Panda_ST	No Trade	43.20%	50	Research	85	97	Research Defon Sell	7.73%	32.28%	B	20
2024/12/30	0.907	Sell_Panda_ST	No Trade	50.91%	50	Research	85	98	Research Defon Sell	9.11%	29.11%	B	16
2025/01/02	0.902	Sell_Panda_ST	No Trade	47.28%	50	Research	85	98	Research Defon Sell	8.46%	28.38%	B	12
2025/01/03	0.897	No Trade	No Trade	43.59%	50	Research	85	97	Research Defon Sell	7.80%	25.93%	B	9
2025/01/06	0.908	No Trade	No Trade	50.64%	50	Research	85	99	Research Defon Sell	9.06%	27.67%	B	8
2025/01/07	0.911	No Trade	No Trade	52.58%	50	Research	85	99	Research Defon Sell	9.41%	26.16%	B	7
2025/01/08	0.886	No Trade	No Trade	35.71%	50	Research	85	96	Research Defon Sell	6.39%	26.76%	B	5
2025/01/09	0.886	No Trade	No Trade	35.53%	50	Research	85	96	Research Defon Sell	6.36%	22.09%	B	3
2025/01/10	0.910	No Trade	No Trade	50.92%	50	Research	85	99	Research Defon Sell	9.11%	26.07%	B	3
2025/01/13	0.903	No Trade	No Trade	45.93%	50	Research	85	98	Research Defon Sell	8.22%	25.44%	B	0
2025/01/14	0.890	No Trade	No Trade	37.09%	50	Research	85	97	Research Defon Sell	6.64%	23.76%	B	-2
2025/01/15	0.903	No Trade	No Trade	45.35%	50	Research	85	98	Research Defon Sell	8.12%	28.08%	B	-5
2025/01/16	0.904	No Trade	No Trade	46.16%	50	Research	85	98	Research Defon Sell	8.26%	26.93%	B	-8
2025/01/17	0.901	No Trade	No Trade	44.13%	50	Research	85	98	Research Defon Sell	7.90%	24.09%	B	-9
2025/01/20	0.901	No Trade	No Trade	43.58%	50	Research	85	98	Research Defon Sell	7.80%	19.71%	B	-10
2025/01/21	0.901	No Trade	No Trade	43.45%	0	Absolutely No	0	98	Research Defon Sell	7.77%	22.70%	C	-12
2025/01/22	0.893	No Trade	No Trade	37.39%	0	Absolutely No	0	97	Research Defon Sell	6.69%	20.95%	C	-13
2025/01/23	0.874	No Trade	No Trade	24.75%	0	Absolutely No	0	0	Absolutely no Trade	4.43%	18.34%	C	-15
2025/01/24	0.929	No Trade	No Trade	61.16%	50	Research	85	100	Research Defon Sell	10.94%	27.98%	A	-14
2025/01/27	0.899	No Trade	No Trade	41.04%	50	Research	85	97	Research Defon Sell	7.34%	24.53%	B	-14
2025/01/28	0.941	No Trade	No Trade	68.24%	50	Research	85	100	Research Defon Sell	12.21%	34.54%	A	-14
2025/01/29	0.939	No Trade	No Trade	67.24%	50	Research	85	100	Research Defon Sell	12.03%	32.80%	A	-12
2025/01/30	0.954	No Trade	No Trade	76.81%	50	Research	85	100	Research Defon Sell	13.74%	35.03%	A	-10
2025/01/31	0.970	No Trade	No Trade	87.48%	50	Research	85	100	Research Defon Sell	15.65%	37.91%	A	-8
2025/02/03	0.987	No Trade	No Trade	98.22%	50	Research	85	100	Research Defon Sell	17.58%	33.62%	A	-3
2025/02/04	1.008	No Trade	No Trade	100.00%	50	Research	85	100	Research Defon Sell	20.03%	37.56%	A	2
2025/02/05	0.921	No Trade	No Trade	48.19%	0	Research	85	0	Absolutely no Trade	9.65%	27.32%	C	6
2025/02/06	0.930	No Trade	No Trade	53.24%	0	Research	85	0	Absolutely no Trade	10.66%	28.67%	C	8
2025/02/07	0.912	No Trade	No Trade	42.27%	0	Research	85	0	Absolutely no Trade	8.47%	24.12%	C	8
2025/02/10	0.919	No Trade	No Trade	45.77%	0	Research	85	0	Absolutely no Trade	9.17%	23.70%	C	5
2025/02/11	0.919	No Trade	No Trade	46.06%	0	Research	85	0	Absolutely no Trade	9.23%	26.81%	C	1
2025/02/12	0.904	No Trade	No Trade	36.72%	0	Research	85	0	Absolutely no Trade	7.35%	26.19%	C	-2
2025/02/13	0.897	No Trade	No Trade	32.72%	0	Research	85	0	Absolutely no Trade	6.55%	23.70%	C	-4
2025/02/14	0.871	No Trade	No Trade	16.71%	0	Absolutely No	0	0	Absolutely no Trade	3.35%	19.04%	C	-8
2025/02/17	0.871	No Trade	No Trade	16.24%	0	Absolutely No	0	0	Absolutely no Trade	3.25%	19.68%	C	-11
2025/02/18	0.844	No Trade	No Trade	0.08%	0	Absolutely No	0	0	Absolutely no Trade	0.02%	10.23%	C	-13

S
e
i
l

KMI.NYS

Kinder Morgan

Energy

Oil, Gas & Consumable Fuels

New York

Market Cap : (B)

63 295

Follow the " 3day to 5day waiting period " before entering the trade : understand the Graph, Trend and Variables

OKE.NYS

ONEOK

Energy

Oil, Gas & Consumable Fuels

New York

Market Cap : (B)

68 379

Plan your enrty levels. Focus on the process not the outcome. Expect further short-term deviation from the trade signal. "Patience"

-2.497														18.562		-7.433	
Date	Price or Relative Price	Short_Term_ Radar	Medium_ Term_Radar	Caterpillar_ %	Wise_ Owl(Rnk)	324_Factor	Factor_324	Defcon _Index	Defcon _Index_Trade	Margin of Safety	75_Day_Mom	Trade_Rating (Guidance)	Trendsum				
2024/12/18	0.265	No Trade	No Trade	29.07%	0	Absolutely No	0	95	Research Defon Sell	3.11%	13.07%	C	20				
2024/12/19	0.269	No Trade	No Trade	43.99%	0	Absolutely No	0	96	Research Defon Sell	4.71%	15.79%	C	23				
2024/12/20	0.268	No Trade	No Trade	42.35%	0	Absolutely No	0	96	Research Defon Sell	4.53%	16.92%	C	26				
2024/12/23	0.268	No Trade	No Trade	40.43%	0	Absolutely No	0	96	Research Defon Sell	4.33%	16.34%	C	28				
2024/12/27	0.270	No Trade	No Trade	45.78%	30	Absolutely No	0	96	Research Defon Sell	4.90%	16.78%	C	31				
2024/12/30	0.271	No Trade	No Trade	52.23%	30	Absolutely No	0	97	Research Defon Sell	5.59%	17.33%	C	32				
2025/01/02	0.276	No Trade	No Trade	68.88%	50	Research	85	98	Research Defon Sell	7.37%	19.38%	B	35				
2025/01/03	0.275	No Trade	No Trade	63.33%	50	Research	85	97	Research Defon Sell	6.78%	19.87%	B	38				
2025/01/06	0.274	No Trade	No Trade	59.64%	50	Research	85	97	Research Defon Sell	6.38%	20.24%	B	39				
2025/01/07	0.274	No Trade	No Trade	58.85%	50	Research	85	97	Research Defon Sell	6.30%	18.93%	B	39				
2025/01/08	0.275	No Trade	No Trade	63.63%	50	Research	85	97	Research Defon Sell	6.81%	19.46%	B	36				
2025/01/09	0.275	No Trade	No Trade	63.45%	50	Research	85	97	Research Defon Sell	6.79%	18.62%	B	34				
2025/01/10	0.277	No Trade	No Trade	70.16%	50	Research	85	98	Research Defon Sell	7.43%	18.88%	B	36				
2025/01/13	0.274	No Trade	No Trade	60.78%	50	Research	85	97	Research Defon Sell	6.41%	17.55%	B	37				
2025/01/14	0.275	No Trade	No Trade	61.82%	50	Research	85	97	Research Defon Sell	6.52%	17.71%	B	37				
2025/01/15	0.275	No Trade	No Trade	72.01%	50	Research	85	97	Research Defon Sell	6.83%	13.27%	C	35				
2025/01/16	0.277	No Trade	No Trade	79.60%	50	Research	85	98	Research Defon Sell	7.27%	14.57%	C	32				
2025/01/17	0.278	No Trade	No Trade	85.89%	60	Research	85	98	Research Defon Sell	7.85%	14.76%	C	33				
2025/01/20	0.278	No Trade	No Trade	85.27%	60	Research	85	98	Research Defon Sell	7.79%	13.63%	C	35				
2025/01/21	0.284	No Trade	No Trade	100.00%	60	Research	85	99	Research Defon Sell	10.11%	15.71%	A	37				
2025/01/22	0.290	No Trade	No Trade	100.00%	60	Research	85	100	Research Defon Sell	12.16%	17.45%	A	38				
2025/01/23	0.291	No Trade	No Trade	100.00%	60	Research	85	100	Research Defon Sell	12.54%	17.16%	A	38				
2025/01/24	0.290	No Trade	No Trade	96.73%	60	Research	85	100	Research Defon Sell	12.13%	16.47%	A	38				
2025/01/27	0.273	No Trade	No Trade	46.22%	0	Absolutely No	0	0	Absolutely no Trade	5.80%	9.72%	C	36				
2025/01/28	0.273	Sell_Panda_ST	Sell_Panda_ST	44.81%	0	Absolutely No	0	0	Absolutely no Trade	5.62%	10.15%	C	34				
2025/01/29	0.272	Sell_Panda_ST	Sell_Panda_ST	41.59%	0	Absolutely No	0	0	Absolutely no Trade	5.22%	8.57%	C	30				
2025/01/30	0.281	No Trade	No Trade	70.43%	50	Research	85	97	Research Defon Sell	8.83%	10.05%	C	25				
2025/01/31	0.283	No Trade	No Trade	74.71%	50	Research	85	97	Research Defon Sell	9.37%	10.83%	C	20				
2025/02/03	0.282	No Trade	No Trade	73.30%	50	Research	85	97	Research Defon Sell	9.19%	8.37%	C	16				
2025/02/04	0.283	No Trade	No Trade	76.08%	50	Research	85	98	Research Defon Sell	9.54%	8.75%	C	12				
2025/02/05	0.282	No Trade	No Trade	72.39%	50	Research	85	97	Research Defon Sell	9.08%	9.69%	C	10				
2025/02/06	0.279	No Trade	No Trade	63.56%	50	Research	85	96	Research Defon Sell	7.97%	8.91%	C	9				
2025/02/07	0.282	No Trade	No Trade	71.85%	50	Research	85	97	Research Defon Sell	9.01%	10.45%	C	9				
2025/02/10	0.274	No Trade	No Trade	46.97%	0	Absolutely No	0	0	Absolutely no Trade	5.89%	7.65%	C	7				
2025/02/11	0.271	No Trade	No Trade	36.06%	0	Absolutely No	0	0	Absolutely no Trade	4.52%	5.78%	C	3				
2025/02/12	0.269	No Trade	No Trade	31.02%	0	Absolutely No	0	0	Absolutely no Trade	3.89%	4.95%	C	0				
2025/02/13	0.268	No Trade	No Trade	28.28%	0	Absolutely No	0	0	Absolutely no Trade	3.55%	3.97%	C	-4				
2025/02/14	0.271	No Trade	No Trade	37.27%	0	Absolutely No	0	0	Absolutely no Trade	4.67%	5.05%	C	-10				
2025/02/17	0.271	No Trade	No Trade	36.83%	0	Absolutely No	0	0	Absolutely no Trade	4.62%	5.26%	C	-14				
2025/02/18	0.271	No Trade	No Trade	36.23%	0	Absolutely No	0	0	Absolutely no Trade	4.54%	4.98%	C	-18				

S
e
l
l

PWR.NYS

Quanta Services

Industrial

Construction & Engineering

New York

Market Cap : (B)

50 471

CSL.NYS

Carlisle Companies Incorporated

Homebuilders

Building Products

New York

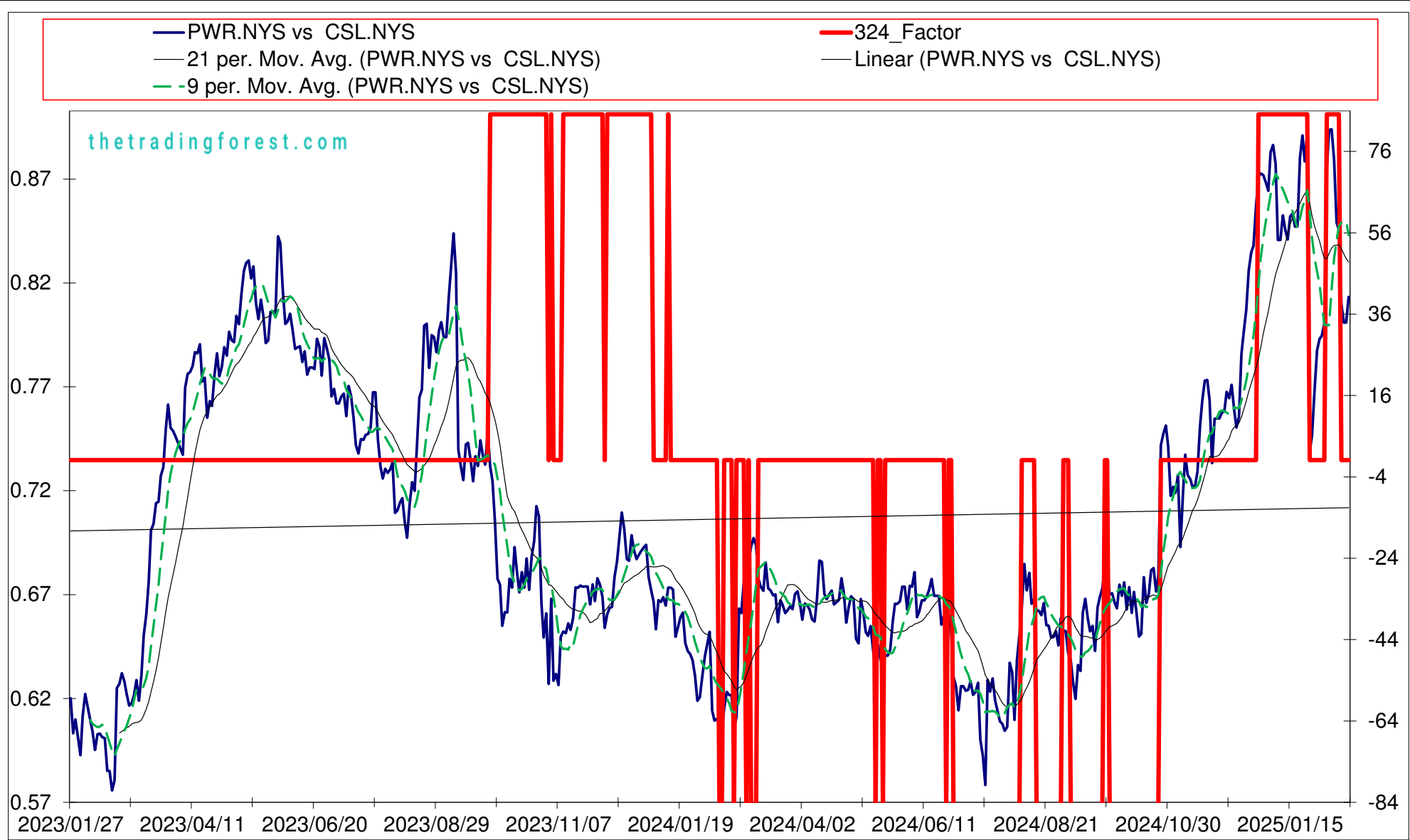
Market Cap : (B)

20 325

Follow the " 3day to 5day waiting period " before entering the trade : understand the Graph, Trend and Variables

Plan your enrty levels. Focus on the process not the outcome. Expect further short-term deviation from the trade signal. "Patience"

Date	Price or Relative Price	Short_Term_ Radar	Medium_ Term_Radar	Caterpillar_ %	Wise_ Owl(Rnk)	324_Factor	Factor_324	Defcon _Index	Defcon _Index_Trade	Margin of Safety	75_Day_Mom	Trade_Rating (Guidance)	Trendsum
2024/12/18	0.835	No Trade	No Trade	47.65%	0	Absolutely No	0	100	Research Defon Sell	11.91%	33.58%	C	19
2024/12/19	0.854	No Trade	No Trade	57.60%	0	Absolutely No	0	100	Research Defon Sell	14.40%	38.46%	C	22
2024/12/20	0.868	No Trade	No Trade	65.16%	50	Research	85	100	Research Defon Sell	16.29%	37.17%	A	27
2024/12/23	0.869	No Trade	No Trade	65.21%	50	Research	85	100	Research Defon Sell	16.31%	38.00%	A	30
2024/12/27	0.869	No Trade	No Trade	63.97%	50	Research	85	100	Research Defon Sell	16.00%	32.02%	A	32
2024/12/30	0.865	No Trade	No Trade	61.51%	50	Research	85	100	Research Defon Sell	15.38%	30.15%	A	31
2025/01/02	0.861	No Trade	No Trade	58.75%	50	Research	85	99	Research Defon Sell	14.69%	31.41%	A	29
2025/01/03	0.880	No Trade	No Trade	68.45%	50	Research	85	100	Research Defon Sell	17.12%	35.53%	A	28
2025/01/06	0.883	No Trade	No Trade	69.64%	50	Research	85	100	Research Defon Sell	17.41%	35.52%	A	28
2025/01/07	0.874	No Trade	No Trade	64.66%	50	Research	85	99	Research Defon Sell	16.17%	36.66%	B	29
2025/01/08	0.837	Sell_Panda_ST	No Trade	50.89%	0	Research	85	0	Absolutely no Trade	11.23%	26.76%	C	27
2025/01/09	0.837	Sell_Panda_ST	No Trade	53.59%	0	Research	85	0	Absolutely no Trade	11.18%	25.81%	C	26
2025/01/10	0.849	Sell_Panda_ST	No Trade	72.97%	50	Research	85	96	Research Defon Sell	12.71%	26.79%	B	23
2025/01/13	0.842	Sell_Panda_ST	No Trade	66.61%	50	Research	85	95	Research Defon Sell	11.60%	23.81%	B	18
2025/01/14	0.838	Sell_Panda_ST	Sell_Panda_ST	63.04%	0	Research	85	0	Absolutely no Trade	10.98%	23.20%	C	15
2025/01/15	0.849	Sell_Panda_ST	No Trade	71.15%	50	Research	85	96	Research Defon Sell	12.39%	27.25%	B	12
2025/01/16	0.850	No Trade	No Trade	71.97%	50	Research	85	96	Research Defon Sell	12.53%	27.39%	B	10
2025/01/17	0.844	No Trade	No Trade	66.91%	50	Research	85	96	Research Defon Sell	11.65%	27.31%	B	9
2025/01/20	0.844	No Trade	No Trade	66.06%	50	Research	85	96	Research Defon Sell	11.50%	27.83%	B	9
2025/01/21	0.877	No Trade	No Trade	90.78%	50	Research	85	99	Research Defon Sell	15.81%	30.58%	A	11
2025/01/22	0.888	No Trade	No Trade	98.76%	50	Research	85	100	Research Defon Sell	17.20%	33.26%	A	13
2025/01/23	0.875	No Trade	No Trade	88.94%	50	Research	85	99	Research Defon Sell	15.49%	30.12%	B	16
2025/01/24	0.889	No Trade	No Trade	98.91%	50	Research	85	100	Research Defon Sell	17.22%	34.75%	A	19
2025/01/27	0.736	Sell_Panda_ST	Sell_Panda_ST	18.03%	0	Absolutely No	0	0	Absolutely no Trade	-3.10%	9.75%	C	17
2025/01/28	0.743	Sell_Panda_ST	Sell_Panda_ST	12.40%	0	Absolutely No	0	0	Absolutely no Trade	-2.13%	12.97%	C	14
2025/01/29	0.765	Sell_Panda_ST	Sell_Panda_ST	3.70%	0	Absolutely No	0	0	Absolutely no Trade	0.64%	14.48%	C	12
2025/01/30	0.784	No Trade	No Trade	18.09%	0	Absolutely No	0	0	Absolutely no Trade	3.15%	19.18%	C	8
2025/01/31	0.790	No Trade	No Trade	22.10%	0	Absolutely No	0	0	Absolutely no Trade	3.85%	22.15%	C	7
2025/02/03	0.791	No Trade	No Trade	22.48%	0	Absolutely No	0	0	Absolutely no Trade	3.91%	22.14%	C	8
2025/02/04	0.797	No Trade	No Trade	26.57%	0	Absolutely No	0	0	Absolutely no Trade	4.63%	18.07%	C	9
2025/02/05	0.872	No Trade	No Trade	82.54%	50	Research	85	98	Research Defon Sell	14.37%	31.56%	B	9
2025/02/06	0.890	No Trade	No Trade	96.26%	50	Research	85	100	Research Defon Sell	16.76%	33.49%	A	10
2025/02/07	0.891	No Trade	No Trade	96.24%	50	Research	85	100	Research Defon Sell	16.76%	31.29%	A	12
2025/02/10	0.876	No Trade	No Trade	84.40%	50	Research	85	98	Research Defon Sell	14.70%	28.94%	B	14
2025/02/11	0.846	No Trade	No Trade	61.27%	0	Research	85	0	Absolutely no Trade	10.67%	26.57%	C	14
2025/02/12	0.842	No Trade	No Trade	58.46%	0	Research	85	0	Absolutely no Trade	10.18%	24.68%	C	14
2025/02/13	0.807	No Trade	No Trade	31.28%	0	Absolutely No	0	0	Absolutely no Trade	5.45%	9.19%	C	11
2025/02/14	0.798	No Trade	No Trade	24.41%	0	Absolutely No	0	0	Absolutely no Trade	4.25%	7.19%	C	9
2025/02/17	0.798	No Trade	No Trade	23.62%	0	Absolutely No	0	0	Absolutely no Trade	4.11%	6.63%	C	6
2025/02/18	0.810	No Trade	No Trade	32.63%	0	Absolutely No	0	0	Absolutely no Trade	5.68%	9.75%	C	3



Date	9 day	9 vs 21 day	33 day
2024/12/30	Buy_9day	Buy 9 vs 21	Buy 33_Day
2025/01/02	Buy_9day	Buy 9 vs 21	Buy 33_Day
2025/01/03	Buy_9day	Buy 9 vs 21	Buy 33_Day
2025/01/06	Buy_9day	Buy 9 vs 21	Buy 33_Day
2025/01/07	Buy_9day	Buy 9 vs 21	Buy 33_Day
2025/01/08	Sell_9day	Buy 9 vs 21	Buy 33_Day
2025/01/09	Sell_9day	Buy 9 vs 21	Buy 33_Day
2025/01/10	Sell_9day	Buy 9 vs 21	Buy 33_Day
2025/01/13	Sell_9day	Buy 9 vs 21	Buy 33_Day
2025/01/14	Sell_9day	Buy 9 vs 21	Buy 33_Day
2025/01/15	Sell_9day	Buy 9 vs 21	Buy 33_Day
2025/01/16	Sell_9day	Buy 9 vs 21	Buy 33_Day
2025/01/17	Sell_9day	Sell 9 vs 21	Buy 33_Day
2025/01/20	Buy_9day	Sell 9 vs 21	Buy 33_Day
2025/01/21	Buy_9day	Sell 9 vs 21	Buy 33_Day
2025/01/22	Buy_9day	Sell 9 vs 21	Buy 33_Day
2025/01/23	Buy_9day	Sell 9 vs 21	Buy 33_Day
2025/01/24	Buy_9day	Buy 9 vs 21	Buy 33_Day
2025/01/27	Sell_9day	Sell 9 vs 21	Sell 33_Day
2025/01/28	Sell_9day	Sell 9 vs 21	Sell 33_Day
2025/01/29	Sell_9day	Sell 9 vs 21	Sell 33_Day
2025/01/30	Sell_9day	Sell 9 vs 21	Sell 33_Day
2025/01/31	Sell_9day	Sell 9 vs 21	Sell 33_Day
2025/02/03	Sell_9day	Sell 9 vs 21	Sell 33_Day
2025/02/04	Buy_9day	Sell 9 vs 21	Sell 33_Day
2025/02/05	Buy_9day	Sell 9 vs 21	Buy 33_Day
2025/02/06	Buy_9day	Sell 9 vs 21	Buy 33_Day
2025/02/07	Buy_9day	Sell 9 vs 21	Buy 33_Day
2025/02/10	Buy_9day	Sell 9 vs 21	Buy 33_Day
2025/02/11	Buy_9day	Buy 9 vs 21	Buy 33_Day
2025/02/12	Sell_9day	Buy 9 vs 21	Sell 33_Day
2025/02/13	Sell_9day	Buy 9 vs 21	Sell 33_Day
2025/02/14	Sell_9day	Buy 9 vs 21	Sell 33_Day
2025/02/17	Sell_9day	Buy 9 vs 21	Sell 33_Day
2025/02/18	Sell_9day	Buy 9 vs 21	Sell 33_Day

Strategy Universe

Pairs_NYSE_Homebuilders

Ascendant guidance

Trade

Strategy_Open Date

2025/01/24

Caterpillar Guidance

Trade

PWR.NYS

21 per. Mov. Avg. (PWR.NYS)

Linear (PWR.NYS)

CSL.NYS

21 per. Mov. Avg. (CSL.NYS)

Linear (CSL.NYS)

(+) : Mom Days

14

(-) : Mom Days

0

Guided : Factor

9 vs 21 day

324_Buy Guidance

0.0%

324_Sell Guidance

90.9%

Mom_75 (days)

9.7%

9 vs 21 day

1.55%

Price vs 9 day

-3.53%

S
e
l
l

V.NYS

Visa Inc.

Technology

IT Services

New York

Follow the " 3day to 5day waiting period " before entering the trade : understand the Graph, Trend and Variables

Market Cap : (B)

535 574

VZ.NYS

Verizon Communications

Media

Diversified Telecommunication Services

New York

Plan your enrty levels. Focus on the process not the outcome. Expect further short-term deviation from the trade signal. "Patience"

Market Cap : (B)

181 645

-2.359												30.712		-13.021	
Date	Price or Relative Price	Short_Term_ Radar	Medium_ Term_Radar	Caterpillar_ %	Wise_ Owl(Rnk)	324_Factor	Factor_324	Defcon _Index	Defcon _Index_Trade	Margin of Safety	75_Day_Mom	Trade_Rating (Guidance)	Trendsum		
2024/12/18	7.698	No Trade	No Trade	21.22%	0	Absolutely No	0	99	Research Defon Sell	4.54%	14.14%	C	16		
2024/12/19	7.878	No Trade	No Trade	32.47%	0	Absolutely No	0	100	Research Defon Sell	6.94%	16.04%	C	18		
2024/12/20	7.957	No Trade	No Trade	37.31%	0	Absolutely No	0	100	Research Defon Sell	7.98%	19.04%	C	20		
2024/12/23	7.942	No Trade	No Trade	35.94%	0	Absolutely No	0	100	Research Defon Sell	7.69%	21.50%	C	24		
2024/12/27	7.982	No Trade	No Trade	37.86%	0	Absolutely No	0	100	Research Defon Sell	8.10%	23.13%	C	27		
2024/12/30	7.962	No Trade	No Trade	36.12%	0	Absolutely No	0	100	Research Defon Sell	7.73%	22.38%	C	29		
2025/01/02	7.819	No Trade	No Trade	26.59%	0	Absolutely No	0	98	Research Defon Sell	5.69%	20.90%	C	30		
2025/01/03	7.822	Sell_Panda_ST	No Trade	26.63%	0	Absolutely No	0	98	Research Defon Sell	5.70%	21.17%	C	30		
2025/01/06	7.903	No Trade	No Trade	31.30%	0	Absolutely No	0	99	Research Defon Sell	6.69%	19.48%	C	29		
2025/01/07	8.008	No Trade	No Trade	37.76%	0	Absolutely No	0	100	Research Defon Sell	8.08%	21.81%	C	29		
2025/01/08	8.028	No Trade	No Trade	38.86%	0	Absolutely No	0	100	Research Defon Sell	8.31%	23.66%	C	29		
2025/01/09	8.028	No Trade	No Trade	38.70%	30	Absolutely No	0	100	Research Defon Sell	8.28%	24.97%	C	32		
2025/01/10	8.138	No Trade	No Trade	45.52%	30	Absolutely No	0	100	Research Defon Sell	9.74%	24.80%	C	34		
2025/01/13	8.051	No Trade	No Trade	39.57%	30	Absolutely No	0	99	Research Defon Sell	8.46%	31.82%	C	36		
2025/01/14	8.074	No Trade	No Trade	40.87%	30	Absolutely No	0	99	Research Defon Sell	8.74%	33.41%	C	36		
2025/01/15	8.284	No Trade	No Trade	53.90%	30	Absolutely No	0	100	Research Defon Sell	11.53%	36.05%	C	38		
2025/01/16	8.275	No Trade	No Trade	53.16%	30	Absolutely No	0	100	Research Defon Sell	11.37%	34.99%	C	40		
2025/01/17	8.242	No Trade	No Trade	50.94%	30	Absolutely No	0	99	Research Defon Sell	10.89%	34.62%	C	41		
2025/01/20	8.242	No Trade	No Trade	50.46%	30	Absolutely No	0	99	Research Defon Sell	10.79%	34.23%	C	40		
2025/01/21	8.294	No Trade	No Trade	53.58%	30	Absolutely No	0	100	Research Defon Sell	11.46%	34.89%	C	39		
2025/01/22	8.307	No Trade	No Trade	54.24%	30	Absolutely No	0	100	Research Defon Sell	11.60%	33.58%	C	38		
2025/01/23	8.377	No Trade	No Trade	58.47%	30	Absolutely No	0	100	Research Defon Sell	12.51%	33.16%	C	38		
2025/01/24	8.351	No Trade	No Trade	59.99%	30	Absolutely No	0	100	Research Defon Sell	12.12%	33.72%	C	38		
2025/01/27	8.232	No Trade	No Trade	52.80%	50	Research	85	98	Research Defon Sell	10.42%	31.76%	B	36		
2025/01/28	8.279	Sell_Panda_ST	No Trade	56.27%	50	Research	85	99	Research Defon Sell	11.02%	31.87%	B	33		
2025/01/29	8.339	No Trade	No Trade	74.94%	50	Research	85	100	Research Defon Sell	11.79%	29.07%	A	28		
2025/01/30	8.691	No Trade	No Trade	100.00%	50	Research	85	100	Research Defon Sell	16.48%	34.51%	A	27		
2025/01/31	8.677	No Trade	No Trade	98.64%	50	Research	85	100	Research Defon Sell	16.26%	33.52%	A	26		
2025/02/03	8.650	No Trade	No Trade	95.76%	50	Research	85	100	Research Defon Sell	15.78%	35.47%	A	26		
2025/02/04	8.670	No Trade	No Trade	97.18%	50	Research	85	100	Research Defon Sell	16.02%	32.41%	A	26		
2025/02/05	8.708	No Trade	No Trade	100.00%	50	Research	85	100	Research Defon Sell	16.49%	31.49%	A	25		
2025/02/06	8.700	No Trade	No Trade	99.17%	50	Research	85	100	Research Defon Sell	16.35%	31.69%	A	25		
2025/02/07	8.727	No Trade	No Trade	100.00%	50	Research	85	100	Research Defon Sell	16.67%	32.95%	A	27		
2025/02/10	8.792	No Trade	No Trade	100.00%	50	Research	85	100	Research Defon Sell	17.43%	28.11%	A	30		
2025/02/11	8.662	No Trade	No Trade	89.85%	60	Research	85	99	Research Defon Sell	15.66%	30.83%	B	32		
2025/02/12	8.672	No Trade	No Trade	90.45%	60	Research	85	99	Research Defon Sell	15.77%	28.18%	B	31		
2025/02/13	8.665	Sell_Panda_ST	No Trade	89.72%	50	Research	85	99	Research Defon Sell	15.64%	27.28%	B	29		
2025/02/14	8.632	Sell_Panda_ST	No Trade	86.93%	50	Research	85	98	Research Defon Sell	15.15%	26.41%	B	24		
2025/02/17	8.632	Sell_Panda_ST	No Trade	86.33%	50	Research	85	98	Research Defon Sell	15.05%	26.56%	B	20		
2025/02/18	8.658	Sell_Panda_ST	No Trade	88.19%	50	Research	85	98	Research Defon Sell	15.37%	23.18%	B	16		

