



Wednesday, 19 February 2025				Daily TradeGuidance					 <b>THE TRADINGFOREST</b> <small>thetradingforest.com</small>		
Date	Code_A	Code_B	Strategy	Factor_324	Defcon_Index	Mom_75 (days)	Wise_Owl	Wise_Owl (Rnk)	Name of Instrument	Caterpillar_Guidance	Trade_Rating (Guidance)
2025/01/24	WEC.NYS	ES.NYS	Pairs	170	99	18.46%	400	100	WEC Energy Group _ vs _ Eversource Energy	Trade	_ Sell
2025/01/24	KMI.NYS	XLE.ARC	Relative	170	99	31.46%	360	75	Kinder Morgan _ vs _ SPDR :Energy ETF	Trade	_ Sell
2025/01/24	MRVL.NAS	XSD.ARC	Relative	170	100	51.16%	390	90	Marvell Technology _ vs _ SPDR : Semiconductor ETF	Trade	_ Sell
2025/01/24	ETR.NYS	CMS.NYS	Pairs	170	100	33.65%	400	100	Entergy _ vs _ CMS Energy	Trade	_ Sell
2025/01/24	GILD.NAS	REGN.NAS	Pairs	170	100	62.47%	390	90	Gilead Sciences _ vs _ Regeneron	Trade	_ Sell
2025/01/24	MRVL.NAS	FSLR.NAS	Pairs	170	100	129.59%	370	90	Marvell Technology _ vs _ First Solar	Trade	_ Sell
2025/01/24	RRC.NYS	XOP.ARC	Relative	170	99	25.84%	390	90	Range Resources Corporation _ vs _ SPDR :Oil & Gas Explor & Product ETF	Trade	_ Sell
2025/01/10	BLK.NYS	FIS.NYS	Pairs	170	93	11.52%	335	60	BlackRock _ vs _ Fidelity National Information Services	Trade	_ Sell
2025/01/10	BLK.NYS	INVH.NYS	Pairs	85	97	22.86%	200	50	BlackRock _ vs _ Invitation Homes	Trade	_ Sell
2025/01/10	AAPL.NAS	KO.NYS	Pairs	170	0	22.84%	200	50	Apple Inc. _ vs _ The Coca-Cola Company	Trade	_ Buy
2025/01/10	ABT.NYS	BAX.NYS	Pairs	170	97	29.68%	340	75	Abbott Laboratories _ vs _ Baxter International	Trade	_ Sell
2025/01/10	ADP.NAS	NXPI.NAS	Pairs	85	98	15.89%	200	50	Automatic Data Processing, Inc. _ vs _ NXP Semiconductors	Trade	_ Sell
2025/01/10	ADSK.NAS	HRS.NYS	Pairs	170	96	21.15%	370	90	Autodesk _ vs _ L3Harris Technologies	Trade	_ Sell
2025/01/10	CRM.NYS	HRS.NYS	Pairs	170	0	37.31%	240	50	Salesforce _ vs _ L3Harris Technologies	Trade	_ Buy
2025/01/10	CSCO.NAS	TXN.NAS	Pairs	170	90	20.66%	320	60	Cisco Systems _ vs _ Texas Instruments	Trade	_ Sell
2025/01/10	DIS.NYS	NXPI.NAS	Pairs	170	90	31.06%	345	75	Walt Disney Company (The) _ vs _ NXP Semiconductors	Trade	_ Sell
2025/01/10	EOG.NYS	DVN.NYS	Pairs	170	0	17.55%	200	50	EOG Resources _ vs _ Devon Energy	Trade	_ Buy
2025/01/10	EQIX.NAS	O.NYS	Pairs	170	96	23.06%	390	90	Equinix _ vs _ Realty Incone Corporation	Trade	_ Sell
2025/01/10	HES.NYS	DVN.NYS	Pairs	170	0	20.22%	200	50	Hess Corporation _ vs _ Devon Energy	Trade	_ Buy
2025/01/10	LVS.NYS	MGM.NYS	Pairs	170	97	29.57%	340	75	Las Vegas Sands _ vs _ MGM Resorts International	Trade	_ Sell

Wednesday, 19 February 2025				Daily TradeGuidance					 THE TRADINGFOREST thetradingforest.com		
Date	Code_A	Code_B	Strategy	Factor_324	Defcon_ Index	Mom_75 (days)	Wise_Owl	Wise_Owl (Rnk)	Name of Instrument	Caterpillar_ Guidance	Trade_Rating (Guidance)
2025/01/10	NFLX.NAS	TEL.NYS	Pairs	0	0	25.15%	0	0	Netflix _ vs _ TE Connectivity	Trade	_ Buy
2025/01/10	SRE.NYS	AWK.NYS	Pairs	0	0	14.12%	0	0	Sempra Energy _ vs _ American Water Works	Trade	_ Buy
2025/01/10	SRE.NYS	ED.NYS	Pairs	0	0	10.55%	20	0	Sempra Energy _ vs _ Consolidated Edison	Trade	_ Buy
2025/01/10	WAB.NYS	LDOS.NYS	Pairs	170	0	12.54%	200	50	Westinghouse Air Brake Technologies _ vs _ Leidos Holdings, Inc.	Trade	_ Buy
2025/01/10	AMZN.NAS	TEL.NYS	Pairs	170	98	19.00%	390	90	Amazon _ vs _ TE Connectivity	Trade	_ Sell
2025/01/10	CME.NAS	INVH.NYS	Pairs	170	100	27.99%	350	75	CME Group _ vs _ Invitation Homes	Trade	_ Sell
2025/01/10	CSCO.NAS	NXPI.NAS	Pairs	170	96	26.22%	370	90	Cisco Systems _ vs _ NXP Semiconductors	Trade	_ Sell
2025/01/10	NFLX.NAS	OMC.NYS	Pairs	170	97	48.05%	380	90	Netflix _ vs _ Omnicom Group	Trade	_ Sell
2025/01/10	PCG.NYS	ES.NYS	Pairs	0	0	2.52%	20	0	Pacific Gas & Electric Co. _ vs _ Eversource Energy	Trade	_ Buy
2025/01/10	XEL.NAS	EIX.NYS	Pairs	170	97	31.24%	370	90	Xcel Energy _ vs _ Edison International	Trade	_ Sell
2025/01/10	HON.NAS	KO.NYS	Pairs	170	0	25.77%	200	50	Honeywell International Inc. _ vs _ The Coca-Cola Company	Trade	_ Buy
2025/01/10	LVS.NYS	WYNN.NAS	Pairs	170	96	10.75%	370	90	Las Vegas Sands _ vs _ Wynn Resorts	Trade	_ Sell
2025/01/10	PH.NYS	LDOS.NYS	Pairs	170	0	8.81%	220	50	Parker Hannifin _ vs _ Leidos Holdings, Inc.	Trade	_ Buy
2025/01/10	USB.NYS	FITB.NAS	Pairs	170	87	7.64%	340	75	U.S. Bank _ vs _ Fifth Third Bank	Trade	_ Sell
2025/01/10	WEC.NYS	FE.NYS	Pairs	170	99	11.60%	370	90	WEC Energy Group _ vs _ FirstEnergy	Trade	_ Sell
2025/01/10	XAR.ARC	XLV.ARC	Pairs	170	97	17.07%	300	60	Aerospace & Defense ETF _ vs _ Health Care	Trade	_ Sell
2025/01/10	XEL.NAS	FE.NYS	Pairs	170	93	12.66%	315	60	Xcel Energy _ vs _ FirstEnergy	Trade	_ Sell
2025/01/10	BK.NYS	FIS.NYS	Pairs	170	99	14.39%	370	90	BNY Mellon _ vs _ Fidelity National Information Services	Trade	_ Sell
2025/01/10	CPRT.NAS	XYL.NYS	Pairs	170	95	26.99%	380	90	Copart _ vs _ Xylem Inc.	Trade	_ Sell
2025/01/10	CRM.NYS	VZ.NYS	Pairs	170	96	40.82%	340	75	Salesforce _ vs _ Verizon Communications	Trade	_ Sell

# Guidance to understanding our "Proprietary Signals and Reports"



Our Trading Reports are comprehensive and detailed - visit our Educational Library of videos at "[TheTradingForest.com](https://www.thetradingforest.com)" [for premium members] for a detailed explanation of our approach to trading.

## Summary of our Analysis

### Contribution to the Trade Decision

#### Guided Factor

This places the time frame of the current trade into perspective - our leading indicators have brought this trade to your attention. You will be guided by the 9day vs 21day, 33 day and 66 day. **From a practical perspective once you see a "guided factor of either a 33 day or 66 day" you actually relax and plan your trade !**

#### Ascendant Guidance

There are two forms of "Risk" - **Uncertainty** and **Exposure** ! The Ascendant Guidance focuses on the uncertainty part of the trade. We recommend that until a trader understands their own risk tolerance level only trades with an Ascendant Guidance levels of **Trade** and or **Research** are considered.

#### Wise\_Owl (Rnk)

Focus on "**Wise\_Owl(Rnk)**" levels of closer to 90 & 100 - the "**Wise\_Owl(Rnk)**" needed to have a value of **90** and above at least within the last five to seven trading days of the "trade alert signal - panda signals".

#### Trade\_Rating Guidance

There is no substitute for **Quality** - only consider Trades with a "**Trade\_rating (Guidance)**" of **AA** & **AAA** within the last five to 7 trading days of the "**trade alert signal - panda signals**".

# Guidance to understanding our "Proprietary Signals and Reports"



Defcon\_Index



Get a decent understanding of the "**current form**" of the variable - how close are the values to either the minimum or maxim values. Be guided by the "**Defcon\_Index**". Values of **> 95 are recommended for Sell Signals** and Values of **<-95 are recommended for Buy signals**.

324\_Factor



Manipulate the "**odds in your favour**" - Search and Research the trades that have a 324\_Factor of **+170 for a sell signal** and **- 170 for a buy signal**.

Margin of Safety and  
75\_Day\_  
Mom



Reaching the pinnacle of any challenge is about "small margins" and making the correct informed decisions. The relationship between the "**Margin of Safety**" and "**75\_Day\_Mom**" allows us to review the trade from a performance and risk perspective.

Understanding the  
"short-term noise"



Is the current "**Trend**" still intact ? Or can we : be guided by the "**Trendsum**" to start analysing technical indicators. Look for a declining "**Trendsum**" for a **sell signal** and an increasing value of the "Trendsum" for a **buy signal**.

Let's talk about  
Technicals



Once you are confident that you have a decent understanding of all the variables, use the "**Guided\_Factor**" as a "compass" in finding your true north in selecting the timing of your open strategy by selecting appropriate **shorter-term technical indicators**.



**Conclusion** : We start our analysis, by trying to understand the trade with a **longer-term Technical Guidance** indicator and we plan our execution, using the **shorter-term Techninal Analysis indicators**.



# THE TRADING PYRAMID

## Path to Synergy in Your Trading



## Summary of Contents

Name of Variable	Type of Variable	Decision Based / Contribution
Guided_Factor	Momentum : Variable	"Bigger Picture " - Gives the Trader a time perspective.
Ascendant Guidance	Risk : Variable	Don't attempt trades outside your Risk Tolerance levels.
Wise_Owl(Rnk)	Risk : Variable	Sum of the parts analysis - we have done the "maths" - Quality of the trade.
Trade_Rating Guidance	Momentum : Variable	Combining Risk and Momentum.
Caterpillar_Guidance	Quantitative Variable	Understanding the "Trend" of the price series variable.
Defcon_Index	Risk : Variable	Looking at the "bigger picture" in terms of the price performance over a longer-term perspective.
324_Factor	Quantitative Variable	Measuring the strength and direction of the price series.
Margin of Safety	Risk : Variable	Creating a "buffer in your trade".
75_Day Momentum	Risk : Variable	Undertanding the medium-term performance of the price series.
Trendsum	Quantitative Variable	How strong is the short-term trend ?
Let's talk Technicals	Technical Analysis	Plan your entry with the help of the "Guided_Factor" and Technical indicators of your choice.

## 14 STEP TRADING CHECKLIST

Ascendant Path

1

☐

Guided Factor

2

☐

Momentum Days

3

☐

The\_Wise\_Owl Rank

4

☐

Trade\_Rating Guidance

5

☐

CaterPillar\_Guidance

6

☐

Defon\_Index

7

☐

Defon\_Index\_Guidance

8

☐

Factor\_324

9

☐

324\_Factor\_Guidance

10

☐

75\_Day\_Momentum Value

11

☐

Trendsum

12

☐

Medium-Term Technical Indicators : 9day vs 21 day  
& 21day Moving Average

13

☐

Longer-Term Technical Indicators : 33 day & 66 day  
Moving Average

14

☐

## TRADING IS LIKE A GAME OF CARDS

We can't undo a previous trade,  
but we *can* aim to make the next trade better.





# ASCENDANT GUIDANCE



## CATERPILLAR GUIDANCE





S  
e  
|  
|

WEC.NYS

WEC Energy Group

Utilities

Multi-Utilities

New York

Market Cap : (B)

31 844

Follow the " 3day to 5day waiting period " before entering the trade : understand the Graph, Trend and Variables

ES.NYS

Eversource Energy

Utilities

Electric Utilities

New York

Market Cap : (B)

23 223

Plan your enrty levels. Focus on the process not the outcome. Expect further short-term deviation from the trade signal. "Patience"

-2.321														37.962		-16.356	
Date	Price or Relative Price	Short_Term_ Radar	Medium_ Term_Radar	Caterpillar_ %	Wise_ Owl(Rnk)	324_Factor	Factor_324	Defcon _Index	Defcon _Index_Trade	Margin of Safety	75_Day_Mom	Trade_Rating (Guidance)	Trendsum				
2024/12/18	1.655	No Trade	No Trade	33.84%	0	Absolutely No	0	100	Research Defon Sell	6.58%	18.94%	C	4				
2024/12/19	1.668	No Trade	No Trade	38.07%	0	Absolutely No	0	100	Research Defon Sell	7.40%	20.07%	C	6				
2024/12/20	1.659	No Trade	No Trade	34.88%	0	Absolutely No	0	99	Research Defon Sell	6.78%	19.05%	C	10				
2024/12/23	1.659	No Trade	No Trade	34.00%	0	Absolutely No	0	99	Research Defon Sell	6.61%	18.04%	C	14				
2024/12/27	1.654	No Trade	No Trade	31.69%	0	Absolutely No	0	99	Research Defon Sell	6.16%	17.78%	C	17				
2024/12/30	1.644	No Trade	No Trade	27.73%	0	Absolutely No	0	99	Research Defon Sell	5.39%	16.81%	C	18				
2025/01/02	1.639	Sell_Panda_ST	No Trade	25.46%	0	Absolutely No	0	98	Research Defon Sell	4.95%	16.24%	C	18				
2025/01/03	1.637	Sell_Panda_ST	No Trade	24.38%	0	Absolutely No	0	98	Research Defon Sell	4.74%	16.43%	C	16				
2025/01/06	1.638	No Trade	No Trade	24.32%	0	Absolutely No	0	98	Research Defon Sell	4.73%	16.75%	C	10				
2025/01/07	1.662	No Trade	No Trade	31.83%	0	Absolutely No	0	100	Research Defon Sell	6.19%	17.76%	C	6				
2025/01/08	1.670	No Trade	No Trade	34.49%	0	Absolutely No	0	100	Research Defon Sell	6.70%	19.70%	C	6				
2025/01/09	1.670	No Trade	No Trade	34.28%	0	Absolutely No	0	100	Research Defon Sell	6.66%	18.41%	C	7				
2025/01/10	1.679	No Trade	No Trade	36.90%	0	Absolutely No	0	100	Research Defon Sell	7.17%	17.37%	C	11				
2025/01/13	1.681	No Trade	No Trade	36.81%	0	Absolutely No	0	100	Research Defon Sell	7.16%	18.26%	C	15				
2025/01/14	1.690	No Trade	No Trade	39.46%	0	Absolutely No	0	100	Research Defon Sell	7.67%	18.11%	C	19				
2025/01/15	1.688	No Trade	No Trade	38.82%	0	Absolutely No	0	100	Research Defon Sell	7.55%	17.75%	C	22				
2025/01/16	1.693	No Trade	No Trade	40.13%	0	Absolutely No	0	100	Research Defon Sell	7.80%	19.99%	C	25				
2025/01/17	1.711	No Trade	No Trade	45.93%	0	Absolutely No	0	100	Research Defon Sell	8.93%	21.08%	C	28				
2025/01/20	1.711	No Trade	No Trade	45.28%	0	Absolutely No	0	100	Research Defon Sell	8.80%	19.80%	C	29				
2025/01/21	1.721	No Trade	No Trade	48.34%	0	Absolutely No	0	100	Research Defon Sell	9.40%	19.23%	C	29				
2025/01/22	1.749	No Trade	No Trade	57.21%	0	Absolutely No	0	100	Research Defon Sell	11.12%	19.66%	C	30				
2025/01/23	1.731	No Trade	No Trade	50.95%	30	Absolutely No	0	99	Research Defon Sell	9.90%	18.50%	C	32				
2025/01/24	1.740	No Trade	No Trade	53.88%	30	Absolutely No	0	99	Research Defon Sell	10.47%	18.46%	C	33				
2025/01/27	1.732	No Trade	No Trade	50.68%	30	Absolutely No	0	99	Research Defon Sell	9.85%	17.00%	C	34				
2025/01/28	1.715	No Trade	No Trade	44.68%	50	Research	85	98	Research Defon Sell	8.68%	15.25%	B	32				
2025/01/29	1.711	Sell_Panda_ST	No Trade	43.40%	50	Research	85	98	Research Defon Sell	8.44%	16.33%	B	29				
2025/01/30	1.732	No Trade	No Trade	49.88%	50	Research	85	99	Research Defon Sell	9.70%	15.80%	A	26				
2025/01/31	1.721	Sell_Panda_ST	No Trade	46.05%	50	Research	85	98	Research Defon Sell	8.95%	14.40%	C	20				
2025/02/03	1.717	Sell_Panda_ST	No Trade	44.17%	50	Research	85	98	Research Defon Sell	8.59%	15.51%	B	15				
2025/02/04	1.710	No Trade	No Trade	41.59%	50	Research	85	98	Research Defon Sell	8.08%	13.84%	C	9				
2025/02/05	1.723	No Trade	No Trade	45.52%	50	Research	85	98	Research Defon Sell	8.85%	12.94%	C	4				
2025/02/06	1.710	No Trade	No Trade	41.24%	50	Research	85	98	Research Defon Sell	8.02%	13.26%	C	1				
2025/02/07	1.713	No Trade	No Trade	42.01%	50	Research	85	98	Research Defon Sell	8.17%	13.93%	C	-2				
2025/02/10	1.673	No Trade	No Trade	28.48%	0	Absolutely No	0	96	Research Defon Sell	5.54%	12.30%	C	-4				
2025/02/11	1.671	No Trade	No Trade	27.51%	0	Absolutely No	0	96	Research Defon Sell	5.35%	12.64%	C	-6				
2025/02/12	1.715	No Trade	No Trade	43.39%	50	Research	85	98	Research Defon Sell	8.09%	15.99%	B	-8				
2025/02/13	1.660	No Trade	No Trade	28.40%	0	Absolutely No	0	0	Absolutely no Trade	4.60%	12.49%	C	-10				
2025/02/14	1.673	No Trade	No Trade	37.46%	0	Absolutely No	0	96	Research Defon Sell	5.37%	14.69%	C	-15				
2025/02/17	1.673	No Trade	No Trade	36.62%	0	Absolutely No	0	96	Research Defon Sell	5.25%	13.30%	C	-19				
2025/02/18	1.676	No Trade	No Trade	37.69%	0	Absolutely No	0	96	Research Defon Sell	5.40%	14.32%	C	-21				



S  
e  
l  
l

KMI.NYS

Kinder Morgan

Energy

Oil, Gas & Consumable Fuels

New York

Market Cap : (B)

63 295

XLE.ARC

SPDR Select Sector Fund - Energy Select Sector

Energy

ETF\_NYSE\_Price

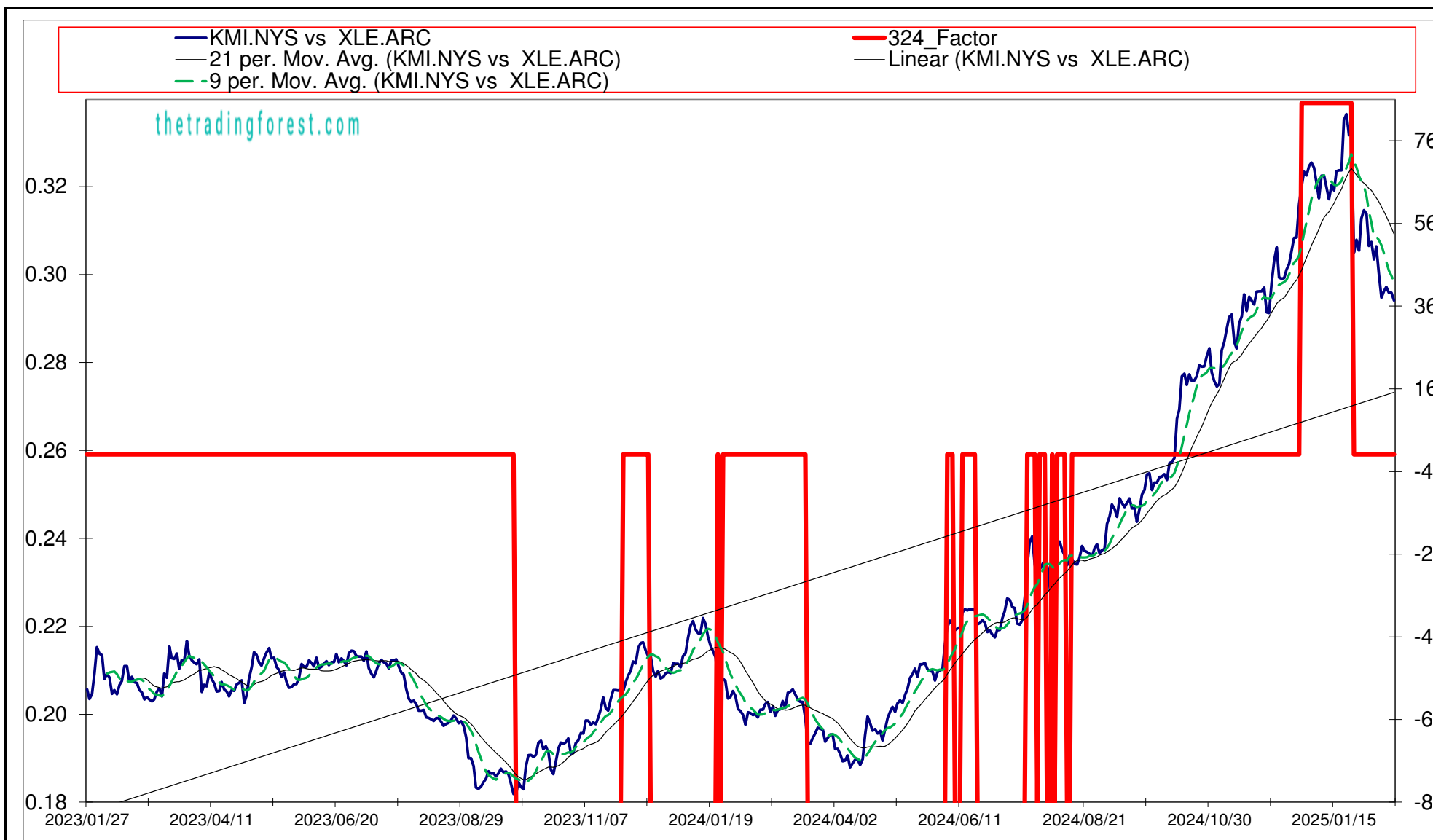
NYSE

Market Cap : (B)

38 677

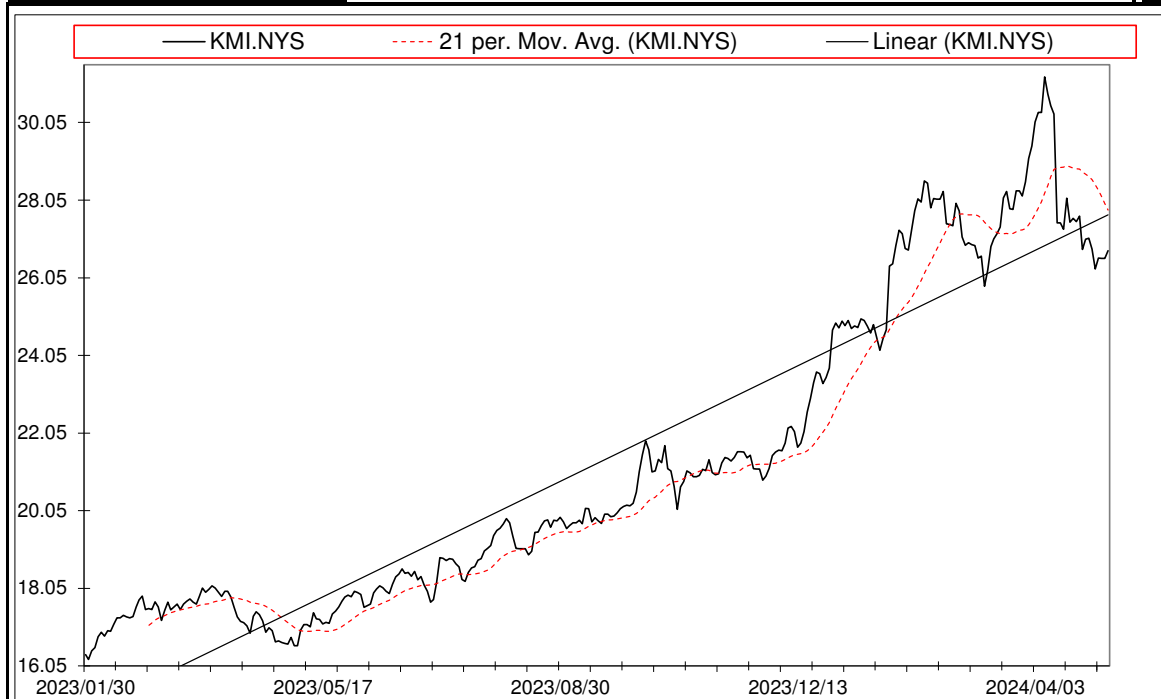
Plan your enrty levels. Focus on the process not the outcome. Expect further short-term deviation from the trade signal. "Patience"

-2.242														94.648		-42.215	
Date	Price or Relative Price	Short_Term_ Radar	Medium_ Term_Radar	Caterpillar_ %	Wise_ Owl(Rnk)	324_Factor	Factor_324	Defcon _Index	Defcon _Index_Trade	Margin of Safety	75_Day_Mom	Trade_Rating (Guidance)	Trendsum				
2024/12/18	0.307	No Trade	No Trade	42.49%	0	Absolutely No	0	100	Research Defon Sell	7.74%	24.62%	C	22				
2024/12/19	0.315	No Trade	No Trade	56.56%	0	Absolutely No	0	100	Research Defon Sell	10.30%	28.19%	C	22				
2024/12/20	0.319	No Trade	No Trade	64.01%	50	Research	85	100	Research Defon Sell	11.66%	30.89%	A	22				
2024/12/23	0.322	No Trade	No Trade	68.35%	50	Research	85	100	Research Defon Sell	12.45%	29.92%	A	25				
2024/12/27	0.321	No Trade	No Trade	64.35%	50	Research	85	100	Research Defon Sell	11.72%	30.16%	A	29				
2024/12/30	0.324	No Trade	No Trade	66.73%	50	Research	85	100	Research Defon Sell	12.15%	31.52%	A	33				
2025/01/02	0.324	No Trade	No Trade	66.45%	50	Research	85	100	Research Defon Sell	12.10%	31.33%	A	34				
2025/01/03	0.323	No Trade	No Trade	63.64%	50	Research	85	100	Research Defon Sell	11.59%	30.32%	A	35				
2025/01/06	0.320	No Trade	No Trade	55.16%	50	Research	85	99	Research Defon Sell	10.05%	30.07%	B	35				
2025/01/07	0.316	Sell_Panda_ST	No Trade	48.19%	50	Research	85	97	Research Defon Sell	8.78%	28.65%	B	33				
2025/01/08	0.321	No Trade	No Trade	57.31%	50	Research	85	99	Research Defon Sell	10.44%	32.42%	A	27				
2025/01/09	0.321	Sell_Panda_ST	No Trade	56.74%	50	Research	85	99	Research Defon Sell	10.33%	30.91%	A	22				
2025/01/10	0.319	Sell_Panda_ST	No Trade	50.93%	50	Research	85	98	Research Defon Sell	9.28%	28.01%	B	18				
2025/01/13	0.316	Sell_Panda_ST	No Trade	44.41%	50	Research	85	97	Research Defon Sell	8.09%	26.43%	B	14				
2025/01/14	0.319	No Trade	No Trade	49.89%	50	Research	85	98	Research Defon Sell	9.09%	25.96%	B	9				
2025/01/15	0.318	No Trade	No Trade	47.08%	50	Research	85	98	Research Defon Sell	8.57%	25.35%	B	4				
2025/01/16	0.322	No Trade	No Trade	54.70%	50	Research	85	99	Research Defon Sell	9.96%	29.00%	A	3				
2025/01/17	0.323	No Trade	No Trade	54.49%	50	Research	85	99	Research Defon Sell	9.92%	28.22%	A	4				
2025/01/20	0.323	No Trade	No Trade	52.80%	50	Research	85	99	Research Defon Sell	9.62%	28.23%	A	7				
2025/01/21	0.334	No Trade	No Trade	73.48%	50	Research	85	100	Research Defon Sell	13.38%	32.08%	A	9				
2025/01/22	0.335	No Trade	No Trade	75.49%	50	Research	85	100	Research Defon Sell	13.75%	32.60%	A	11				
2025/01/23	0.331	No Trade	No Trade	66.02%	50	Research	85	99	Research Defon Sell	12.02%	30.41%	B	13				
2025/01/24	0.332	No Trade	No Trade	67.16%	50	Research	85	99	Research Defon Sell	12.23%	31.46%	B	15				
2025/01/27	0.304	Sell_Panda_ST	Sell_Panda_ST	14.27%	0	Absolutely No	0	0	Absolutely no Trade	2.60%	18.68%	C	14				
2025/01/28	0.307	No Trade	No Trade	19.15%	0	Absolutely No	0	0	Absolutely no Trade	3.49%	19.72%	C	10				
2025/01/29	0.304	No Trade	No Trade	14.06%	0	Absolutely No	0	0	Absolutely no Trade	2.56%	18.35%	C	6				
2025/01/30	0.312	No Trade	No Trade	27.08%	0	Absolutely No	0	0	Absolutely no Trade	4.93%	17.11%	C	3				
2025/01/31	0.314	No Trade	No Trade	30.03%	0	Absolutely No	0	0	Absolutely no Trade	5.47%	16.92%	C	1				
2025/02/03	0.313	No Trade	No Trade	26.92%	0	Absolutely No	0	0	Absolutely no Trade	4.90%	13.40%	C	1				
2025/02/04	0.305	No Trade	No Trade	12.93%	0	Absolutely No	0	0	Absolutely no Trade	2.36%	10.52%	C	0				
2025/02/05	0.306	No Trade	No Trade	14.09%	0	Absolutely No	0	0	Absolutely no Trade	2.57%	11.87%	C	-2				
2025/02/06	0.302	No Trade	No Trade	6.28%	0	Absolutely No	0	0	Absolutely no Trade	1.14%	9.48%	C	-6				
2025/02/07	0.305	No Trade	No Trade	11.23%	0	Absolutely No	0	0	Absolutely no Trade	2.04%	11.16%	C	-9				
2025/02/10	0.299	No Trade	No Trade	2.27%	0	Absolutely No	0	0	Absolutely no Trade	-0.32%	8.83%	C	-13				
2025/02/11	0.294	No Trade	No Trade	15.92%	0	Absolutely No	0	0	Absolutely no Trade	-2.23%	6.46%	C	-17				
2025/02/12	0.295	No Trade	No Trade	12.93%	0	Absolutely No	0	0	Absolutely no Trade	-1.81%	6.06%	C	-20				
2025/02/13	0.296	No Trade	No Trade	11.39%	0	Absolutely No	0	0	Absolutely no Trade	-1.59%	6.52%	C	-24				
2025/02/14	0.295	No Trade	No Trade	15.10%	0	Absolutely No	0	0	Absolutely no Trade	-2.11%	6.02%	C	-27				
2025/02/17	0.295	No Trade	No Trade	17.01%	0	Absolutely No	0	0	Absolutely no Trade	-2.38%	5.13%	C	-28				
2025/02/18	0.293	No Trade	No Trade	21.85%	0	Absolutely No	0	0	Absolutely no Trade	-3.06%	3.84%	C	-28				



Date	9 day	9 vs 21 day	33 day
2025/01/02	Buy_9day	Buy 9 vs 21	Buy 33_Day
2025/01/03	Buy_9day	Buy 9 vs 21	Buy 33_Day
2025/01/06	Buy_9day	Buy 9 vs 21	Buy 33_Day
2025/01/07	Sell_9day	Buy 9 vs 21	Buy 33_Day
2025/01/08	Buy_9day	Buy 9 vs 21	Buy 33_Day
2025/01/09	Sell_9day	Buy 9 vs 21	Buy 33_Day
2025/01/10	Sell_9day	Buy 9 vs 21	Buy 33_Day
2025/01/13	Sell_9day	Buy 9 vs 21	Buy 33_Day
2025/01/14	Sell_9day	Buy 9 vs 21	Buy 33_Day
2025/01/15	Sell_9day	Buy 9 vs 21	Buy 33_Day
2025/01/16	Buy_9day	Buy 9 vs 21	Buy 33_Day
2025/01/17	Buy_9day	Buy 9 vs 21	Buy 33_Day
2025/01/20	Buy_9day	Buy 9 vs 21	Buy 33_Day
2025/01/21	Buy_9day	Buy 9 vs 21	Buy 33_Day
2025/01/22	Buy_9day	Buy 9 vs 21	Buy 33_Day
2025/01/23	Buy_9day	Buy 9 vs 21	Buy 33_Day
2025/01/24	Buy_9day	Buy 9 vs 21	Buy 33_Day
2025/01/27	Sell_9day	Buy 9 vs 21	Sell 33_Day
2025/01/28	Sell_9day	Buy 9 vs 21	Sell 33_Day
2025/01/29	Sell_9day	Buy 9 vs 21	Sell 33_Day
2025/01/30	Sell_9day	Sell 9 vs 21	Sell 33_Day
2025/01/31	Sell_9day	Sell 9 vs 21	Sell 33_Day
2025/02/03	Sell_9day	Sell 9 vs 21	Sell 33_Day
2025/02/04	Sell_9day	Sell 9 vs 21	Sell 33_Day
2025/02/05	Sell_9day	Sell 9 vs 21	Sell 33_Day
2025/02/06	Sell_9day	Sell 9 vs 21	Sell 33_Day
2025/02/07	Sell_9day	Sell 9 vs 21	Sell 33_Day
2025/02/10	Sell_9day	Sell 9 vs 21	Sell 33_Day
2025/02/11	Sell_9day	Sell 9 vs 21	Sell 33_Day
2025/02/12	Sell_9day	Sell 9 vs 21	Sell 33_Day
2025/02/13	Sell_9day	Sell 9 vs 21	Sell 33_Day
2025/02/14	Sell_9day	Sell 9 vs 21	Sell 33_Day
2025/02/17	Sell_9day	Sell 9 vs 21	Sell 33_Day
2025/02/18	Sell_9day	Sell 9 vs 21	Sell 33_Day

Strategy Universe	Rel vs Share ETF_Energy	Ascendant guidance	Research	Strategy_Open Date	2025/01/24	Caterpillar Guidance	Trade
-------------------	-------------------------	--------------------	----------	--------------------	------------	----------------------	-------



(+) : Mom Days	0
(-) : Mom Days	0
Guided : Factor	9 vs 21 day
324_Buy Guidance	37.9%
324_Sell Guidance	0.0%
Mom_75 (days)	3.8%
9 vs 21 day	-3.57%
Price vs 9 day	-1.39%



S  
e  
|  
|

MRVL.NAS

Marvell Technology

Technology

Semiconductors

New York

Market Cap : (B)

80 132

XSD.ARC

SPDR S&P Semiconductor ETF

Semiconductor

ETF\_NYSE\_Price

NYSE

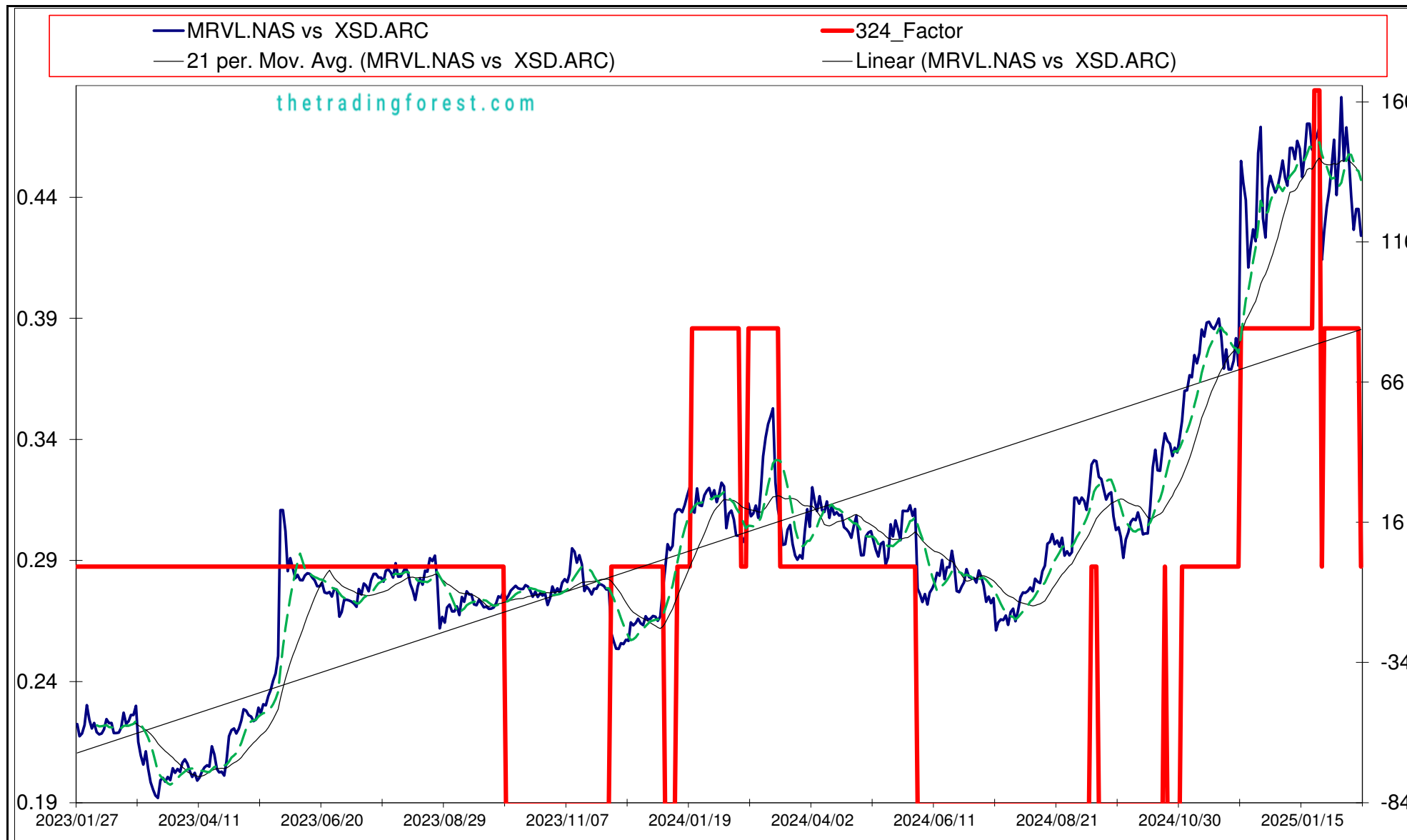
Market Cap : (B)

1 344

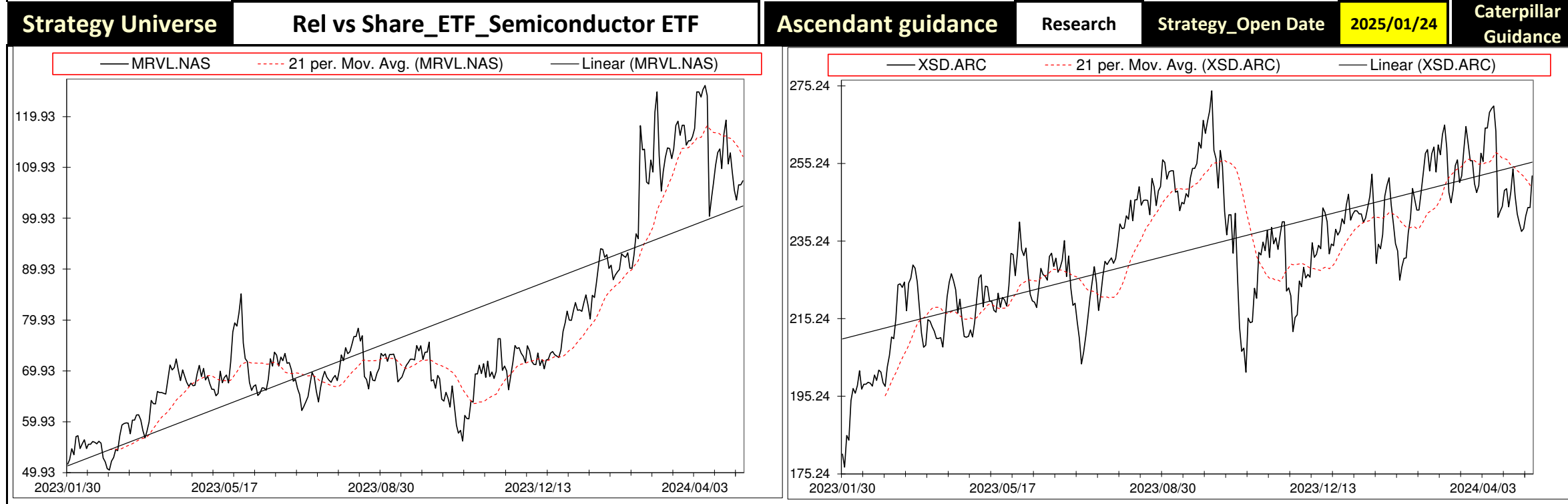
Follow the " 3day to 5day waiting period " before entering the trade : understand the Graph, Trend and Variables

Plan your enrty levels. Focus on the process not the outcome. Expect further short-term deviation from the trade signal. "Patience"

-2.249														84.054		-37.376	
Date	Price or Relative Price	Short_Term_ Radar	Medium_ Term_Radar	Caterpillar_ %	Wise_ Owl(Rnk)	324_Factor	Factor_324	Defcon _Index	Defcon _Index_Trade	Margin of Safety	75_Day_Mom	Trade_Rating (Guidance)	Trendsum				
2024/12/18	0.425	No Trade	No Trade	46.77%	0	Research	85	0	Absolutely no Trade	10.64%	34.44%	C	12				
2024/12/19	0.445	No Trade	No Trade	69.56%	0	Research	85	0	Absolutely no Trade	15.83%	42.49%	C	13				
2024/12/20	0.450	No Trade	No Trade	75.08%	50	Research	85	96	Research Defon Sell	17.08%	40.83%	B	12				
2024/12/23	0.447	No Trade	No Trade	69.56%	0	Research	85	0	Absolutely no Trade	15.83%	34.91%	C	14				
2024/12/27	0.443	No Trade	No Trade	64.22%	0	Research	85	0	Absolutely no Trade	14.61%	33.22%	C	15				
2024/12/30	0.446	Sell_Panda_ST	No Trade	65.86%	0	Research	85	0	Absolutely no Trade	14.99%	34.16%	C	13				
2025/01/02	0.451	No Trade	No Trade	69.64%	50	Research	85	96	Research Defon Sell	15.85%	38.19%	B	10				
2025/01/03	0.457	No Trade	No Trade	76.12%	50	Research	85	97	Research Defon Sell	17.32%	40.43%	B	11				
2025/01/06	0.449	No Trade	No Trade	66.75%	50	Research	85	96	Research Defon Sell	15.19%	40.01%	B	12				
2025/01/07	0.446	No Trade	No Trade	62.72%	0	Research	85	0	Absolutely no Trade	14.27%	40.93%	C	14				
2025/01/08	0.462	No Trade	No Trade	79.91%	50	Research	85	98	Research Defon Sell	18.18%	44.85%	B	18				
2025/01/09	0.462	No Trade	No Trade	79.48%	50	Research	85	98	Research Defon Sell	18.08%	44.49%	B	22				
2025/01/10	0.457	No Trade	No Trade	73.79%	50	Research	85	97	Research Defon Sell	16.79%	47.62%	B	23				
2025/01/13	0.465	No Trade	No Trade	80.95%	50	Research	85	99	Research Defon Sell	18.42%	52.84%	B	26				
2025/01/14	0.462	No Trade	No Trade	76.99%	50	Research	85	98	Research Defon Sell	17.52%	51.27%	B	29				
2025/01/15	0.450	No Trade	No Trade	63.36%	50	Research	85	96	Research Defon Sell	14.42%	49.31%	B	29				
2025/01/16	0.460	No Trade	No Trade	74.05%	50	Research	85	98	Research Defon Sell	16.85%	57.15%	B	27				
2025/01/17	0.472	No Trade	No Trade	87.15%	50	Research	85	100	Research Defon Sell	19.83%	57.19%	A	27				
2025/01/20	0.472	No Trade	No Trade	85.84%	50	Research	85	100	Research Defon Sell	19.53%	55.65%	A	27				
2025/01/21	0.461	No Trade	No Trade	73.46%	50	Research	85	98	Research Defon Sell	16.72%	50.08%	B	27				
2025/01/22	0.465	No Trade	No Trade	77.06%	90	Research	170	98	Research Defon Sell	17.53%	50.55%	AAA	29				
2025/01/23	0.467	No Trade	No Trade	78.85%	90	Research	170	99	Research Defon Sell	17.94%	51.48%	AAA	28				
2025/01/24	0.471	No Trade	No Trade	82.66%	90	Research	170	100	Research Defon Sell	18.81%	51.16%	AAA	25				
2025/01/27	0.416	Sell_Panda_ST	Sell_Panda_ST	20.66%	0	Absolutely No	0	0	Absolutely no Trade	4.70%	35.24%	C	21				
2025/01/28	0.428	Sell_Panda_ST	Sell_Panda_ST	33.43%	0	Research	85	0	Absolutely no Trade	7.61%	41.45%	C	17				
2025/01/29	0.437	Sell_Panda_ST	Sell_Panda_ST	43.84%	0	Research	85	0	Absolutely no Trade	9.97%	44.53%	C	13				
2025/01/30	0.444	No Trade	No Trade	51.09%	0	Research	85	0	Absolutely no Trade	11.63%	46.82%	C	9				
2025/01/31	0.454	No Trade	No Trade	61.06%	50	Research	85	96	Research Defon Sell	13.89%	44.45%	B	6				
2025/02/03	0.465	No Trade	No Trade	72.55%	50	Research	85	99	Research Defon Sell	16.51%	41.01%	B	6				
2025/02/04	0.442	No Trade	No Trade	47.04%	0	Research	85	0	Absolutely no Trade	10.70%	31.19%	C	6				
2025/02/05	0.459	No Trade	No Trade	64.61%	50	Research	85	97	Research Defon Sell	14.70%	39.55%	B	5				
2025/02/06	0.483	No Trade	No Trade	90.65%	50	Research	85	100	Research Defon Sell	20.63%	46.98%	A	6				
2025/02/07	0.457	No Trade	No Trade	61.42%	0	Research	85	0	Absolutely no Trade	13.98%	35.17%	C	7				
2025/02/10	0.470	No Trade	No Trade	75.19%	50	Research	85	97	Research Defon Sell	17.11%	36.70%	B	9				
2025/02/11	0.459	No Trade	No Trade	62.35%	50	Research	85	95	Research Defon Sell	14.19%	34.64%	B	10				
2025/02/12	0.442	No Trade	No Trade	43.50%	0	Research	85	0	Absolutely no Trade	9.90%	30.15%	C	5				
2025/02/13	0.428	No Trade	No Trade	27.83%	0	Research	85	0	Absolutely no Trade	6.33%	27.95%	C	0				
2025/02/14	0.437	No Trade	No Trade	36.81%	0	Research	85	0	Absolutely no Trade	8.38%	29.18%	C	-5				
2025/02/17	0.437	No Trade	No Trade	35.66%	0	Research	85	0	Absolutely no Trade	8.11%	29.92%	C	-9				
2025/02/18	0.426	No Trade	No Trade	23.29%	0	Absolutely No	0	0	Absolutely no Trade	5.30%	24.28%	C	-11				



Date	9 day	9 vs 21 day	33 day
2024/12/30	Sell_9day	Buy 9 vs 21	Buy 33_Day
2025/01/02	Buy_9day	Buy 9 vs 21	Buy 33_Day
2025/01/03	Buy_9day	Buy 9 vs 21	Buy 33_Day
2025/01/06	Buy_9day	Buy 9 vs 21	Buy 33_Day
2025/01/07	Sell_9day	Buy 9 vs 21	Buy 33_Day
2025/01/08	Buy_9day	Buy 9 vs 21	Buy 33_Day
2025/01/09	Buy_9day	Buy 9 vs 21	Buy 33_Day
2025/01/10	Buy_9day	Buy 9 vs 21	Buy 33_Day
2025/01/13	Buy_9day	Buy 9 vs 21	Buy 33_Day
2025/01/14	Buy_9day	Buy 9 vs 21	Buy 33_Day
2025/01/15	Sell_9day	Buy 9 vs 21	Buy 33_Day
2025/01/16	Buy_9day	Buy 9 vs 21	Buy 33_Day
2025/01/17	Buy_9day	Buy 9 vs 21	Buy 33_Day
2025/01/20	Buy_9day	Buy 9 vs 21	Buy 33_Day
2025/01/21	Sell_9day	Buy 9 vs 21	Buy 33_Day
2025/01/22	Buy_9day	Buy 9 vs 21	Buy 33_Day
2025/01/23	Buy_9day	Buy 9 vs 21	Buy 33_Day
2025/01/24	Buy_9day	Buy 9 vs 21	Buy 33_Day
2025/01/27	Sell_9day	Buy 9 vs 21	Sell 33_Day
2025/01/28	Sell_9day	Buy 9 vs 21	Sell 33_Day
2025/01/29	Sell_9day	Sell 9 vs 21	Sell 33_Day
2025/01/30	Sell_9day	Sell 9 vs 21	Sell 33_Day
2025/01/31	Buy_9day	Sell 9 vs 21	Sell 33_Day
2025/02/03	Buy_9day	Sell 9 vs 21	Buy 33_Day
2025/02/04	Sell_9day	Sell 9 vs 21	Sell 33_Day
2025/02/05	Buy_9day	Sell 9 vs 21	Buy 33_Day
2025/02/06	Buy_9day	Sell 9 vs 21	Buy 33_Day
2025/02/07	Buy_9day	Sell 9 vs 21	Buy 33_Day
2025/02/10	Buy_9day	Sell 9 vs 21	Buy 33_Day
2025/02/11	Sell_9day	Buy 9 vs 21	Buy 33_Day
2025/02/12	Sell_9day	Buy 9 vs 21	Sell 33_Day
2025/02/13	Sell_9day	Buy 9 vs 21	Sell 33_Day
2025/02/14	Sell_9day	Sell 9 vs 21	Sell 33_Day
2025/02/17	Sell_9day	Buy 9 vs 21	Sell 33_Day
2025/02/18	Sell_9day	Sell 9 vs 21	Sell 33_Day



S  
e  
|  
|

ETR.NYS  
Entergy  
Utilities  
Electric Utilities  
New York

Follow the " 3day to 5day waiting period " before entering the trade : understand the Graph, Trend and Variables

Market Cap : (B)  
32 388

CMS.NYS  
CMS Energy  
Utilities  
Multi-Utilities  
New York

Plan your enrty levels. Focus on the process not the outcome. Expect further short-term deviation from the trade signal. "Patience"

Market Cap : (B)  
20 772

-2.270										61.810					-27.234	
Date	Price or Relative Price	Short_Term_ Radar	Medium_ Term_Radar	Caterpillar_ %	Wise_ Owl(Rnk)	324_Factor	Factor_324	Defcon _Index	Defcon _Index_Trade	Margin of Safety	75_Day_Mom	Trade_Rating (Guidance)	Trendsum			
2024/12/18	1.111	No Trade	No Trade	28.37%	0	Absolutely No	0	97	Research Defon Sell	4.27%	24.15%	C	0			
2024/12/19	1.133	No Trade	No Trade	41.18%	0	Absolutely No	0	99	Research Defon Sell	6.20%	26.40%	C	2			
2024/12/20	1.128	No Trade	No Trade	37.72%	0	Absolutely No	0	99	Research Defon Sell	5.68%	27.63%	C	4			
2024/12/23	1.131	No Trade	No Trade	38.56%	0	Absolutely No	0	99	Research Defon Sell	5.81%	29.32%	C	6			
2024/12/27	1.130	No Trade	No Trade	35.76%	0	Absolutely No	0	99	Research Defon Sell	5.39%	27.97%	C	9			
2024/12/30	1.137	No Trade	No Trade	38.86%	0	Absolutely No	0	100	Research Defon Sell	5.86%	27.55%	C	13			
2025/01/02	1.133	No Trade	No Trade	35.35%	0	Absolutely No	0	99	Research Defon Sell	5.33%	25.01%	C	15			
2025/01/03	1.151	No Trade	No Trade	45.92%	0	Absolutely No	0	100	Research Defon Sell	6.92%	26.32%	C	16			
2025/01/06	1.150	No Trade	No Trade	44.12%	0	Absolutely No	0	100	Research Defon Sell	6.65%	25.24%	C	19			
2025/01/07	1.156	No Trade	No Trade	47.11%	0	Absolutely No	0	100	Research Defon Sell	7.10%	25.84%	C	22			
2025/01/08	1.155	No Trade	No Trade	46.27%	0	Absolutely No	0	100	Research Defon Sell	6.97%	25.29%	C	25			
2025/01/09	1.155	No Trade	No Trade	45.83%	0	Absolutely No	0	100	Research Defon Sell	6.91%	24.86%	C	28			
2025/01/10	1.171	No Trade	No Trade	54.70%	30	Absolutely No	0	100	Research Defon Sell	8.24%	26.55%	C	31			
2025/01/13	1.186	No Trade	No Trade	62.76%	50	Research	85	100	Research Defon Sell	9.46%	27.83%	A	33			
2025/01/14	1.183	No Trade	No Trade	60.58%	50	Research	85	100	Research Defon Sell	9.13%	27.35%	A	34			
2025/01/15	1.186	No Trade	No Trade	61.85%	50	Research	85	100	Research Defon Sell	9.32%	28.03%	A	34			
2025/01/16	1.195	No Trade	No Trade	75.88%	50	Research	85	100	Research Defon Sell	10.13%	28.41%	A	34			
2025/01/17	1.204	No Trade	No Trade	81.53%	50	Research	85	100	Research Defon Sell	10.88%	29.26%	A	34			
2025/01/20	1.204	No Trade	No Trade	79.99%	50	Research	85	100	Research Defon Sell	10.68%	28.72%	A	35			
2025/01/21	1.224	No Trade	No Trade	93.22%	60	Research	85	100	Research Defon Sell	12.45%	31.44%	A	36			
2025/01/22	1.240	No Trade	No Trade	100.00%	60	Research	85	100	Research Defon Sell	13.82%	32.66%	A	39			
2025/01/23	1.244	No Trade	No Trade	100.00%	60	Research	85	100	Research Defon Sell	14.07%	33.68%	A	41			
2025/01/24	1.254	No Trade	No Trade	100.00%	60	Research	85	100	Research Defon Sell	14.93%	33.65%	A	44			
2025/01/27	1.173	No Trade	No Trade	48.90%	30	Research	85	0	Absolutely no Trade	7.30%	25.72%	C	43			
2025/01/28	1.183	Sell_Panda_ST	No Trade	54.83%	30	Research	85	0	Absolutely no Trade	8.19%	26.67%	C	41			
2025/01/29	1.205	Sell_Panda_ST	No Trade	67.69%	50	Research	85	96	Research Defon Sell	10.11%	29.09%	B	38			
2025/01/30	1.226	No Trade	No Trade	80.38%	50	Research	85	98	Research Defon Sell	12.00%	30.18%	B	33			
2025/01/31	1.228	No Trade	No Trade	81.26%	50	Research	85	98	Research Defon Sell	12.14%	30.15%	B	29			
2025/02/03	1.234	No Trade	No Trade	83.28%	50	Research	85	98	Research Defon Sell	12.44%	30.11%	B	27			
2025/02/04	1.234	No Trade	No Trade	82.73%	50	Research	85	98	Research Defon Sell	12.35%	30.76%	B	25			
2025/02/05	1.229	No Trade	No Trade	79.36%	50	Research	85	98	Research Defon Sell	11.85%	29.66%	B	22			
2025/02/06	1.212	No Trade	No Trade	68.23%	50	Research	85	97	Research Defon Sell	10.19%	27.70%	B	20			
2025/02/07	1.199	Sell_Panda_ST	Sell_Panda_ST	60.35%	50	Research	85	96	Research Defon Sell	9.01%	26.43%	B	17			
2025/02/10	1.182	Sell_Panda_ST	Sell_Panda_ST	48.69%	0	Research	85	0	Absolutely no Trade	7.27%	24.44%	C	13			
2025/02/11	1.181	No Trade	No Trade	47.39%	0	Research	85	0	Absolutely no Trade	7.08%	24.35%	C	9			
2025/02/12	1.191	No Trade	No Trade	52.90%	0	Research	85	0	Absolutely no Trade	7.90%	24.34%	C	4			
2025/02/13	1.192	No Trade	No Trade	53.40%	50	Research	85	95	Research Defon Sell	7.97%	24.64%	B	-2			
2025/02/14	1.199	No Trade	No Trade	56.87%	50	Research	85	96	Research Defon Sell	8.49%	25.16%	B	-6			
2025/02/17	1.199	No Trade	No Trade	55.54%	50	Research	85	96	Research Defon Sell	8.29%	24.27%	B	-9			
2025/02/18	1.257	No Trade	No Trade	90.18%	50	Research	85	100	Research Defon Sell	13.47%	31.13%	A	-7			





S  
e  
l  
l

GILD.NAS

Gilead Sciences

Health Care

Biotechnology

New York

Market Cap : (B)

112 401

REGN.NAS

Regeneron

Biotechnology

Biotechnology

New York

Market Cap : (B)

78 060

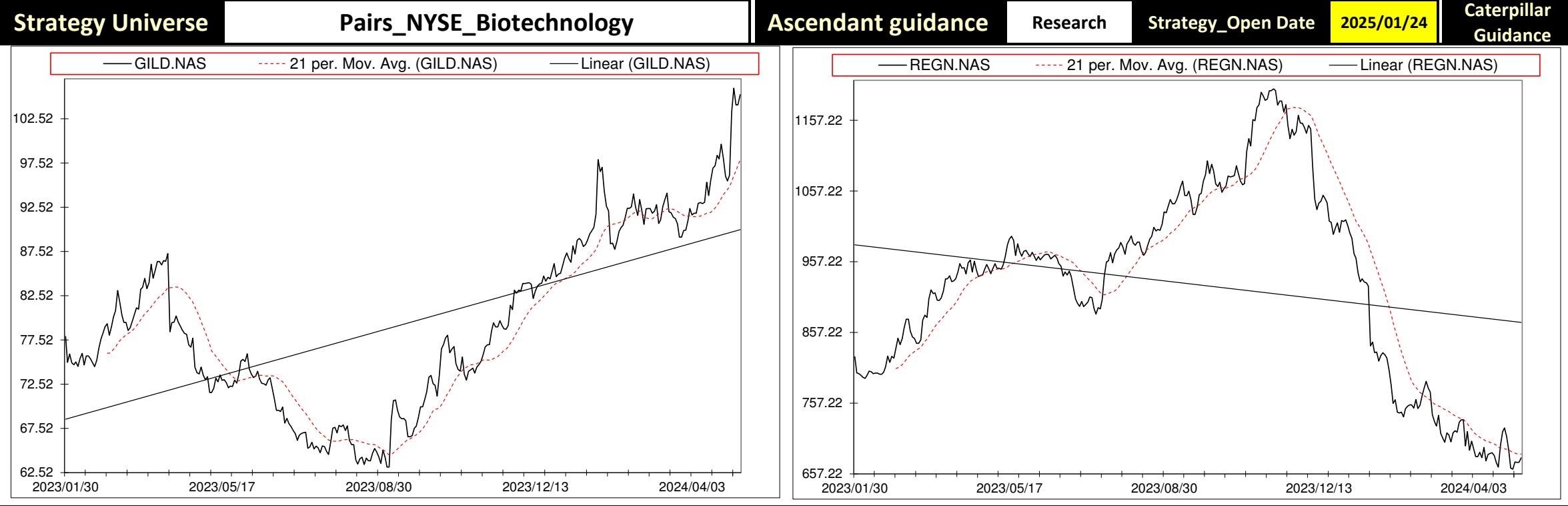
Follow the " 3day to 5day waiting period " before entering the trade : understand the Graph, Trend and Variables

Plan your enrty levels. Focus on the process not the outcome. Expect further short-term deviation from the trade signal. "Patience"

-2.245												81.724		-36.396	
Date	Price or Relative Price	Short_Term_ Radar	Medium_ Term_Radar	Caterpillar_ %	Wise_ Owl(Rnk)	324_Factor	Factor_324	Defcon _Index	Defcon _Index_Trade	Margin of Safety	75_Day_Mom	Trade_Rating (Guidance)	Trendsum		
2024/12/18	0.127	No Trade	No Trade	38.57%	0	Absolutely No	0	100	Research Defon Sell	20.67%	85.37%	C	14		
2024/12/19	0.129	No Trade	No Trade	41.40%	0	Absolutely No	0	100	Research Defon Sell	22.18%	84.86%	C	16		
2024/12/20	0.132	No Trade	No Trade	47.00%	0	Absolutely No	0	100	Research Defon Sell	25.18%	90.71%	C	19		
2024/12/23	0.131	No Trade	No Trade	44.10%	0	Absolutely No	0	99	Research Defon Sell	23.63%	82.24%	C	22		
2024/12/27	0.132	No Trade	No Trade	45.91%	0	Absolutely No	0	100	Research Defon Sell	24.60%	86.30%	C	25		
2024/12/30	0.131	No Trade	No Trade	43.28%	0	Absolutely No	0	99	Research Defon Sell	23.19%	83.38%	C	25		
2025/01/02	0.128	No Trade	No Trade	38.30%	50	Research	85	97	Research Defon Sell	20.52%	78.93%	B	24		
2025/01/03	0.127	Sell_Panda_ST	No Trade	36.03%	50	Research	85	96	Research Defon Sell	19.31%	76.49%	B	24		
2025/01/06	0.127	Sell_Panda_ST	No Trade	35.59%	50	Research	85	96	Research Defon Sell	19.07%	75.87%	B	22		
2025/01/07	0.124	Sell_Panda_ST	Sell_Panda_ST	29.69%	0	Research	85	0	Absolutely no Trade	15.91%	68.47%	C	19		
2025/01/08	0.122	Sell_Panda_ST	Sell_Panda_ST	24.99%	0	Research	85	0	Absolutely no Trade	13.39%	66.58%	C	16		
2025/01/09	0.122	No Trade	No Trade	24.80%	0	Research	85	0	Absolutely no Trade	13.29%	65.76%	C	11		
2025/01/10	0.129	No Trade	No Trade	37.59%	50	Research	85	98	Research Defon Sell	20.14%	67.68%	B	7		
2025/01/13	0.125	No Trade	No Trade	30.90%	0	Research	85	0	Absolutely no Trade	16.56%	56.61%	C	2		
2025/01/14	0.132	No Trade	No Trade	41.55%	50	Research	85	100	Research Defon Sell	22.26%	65.21%	A	0		
2025/01/15	0.131	No Trade	No Trade	40.68%	50	Research	85	99	Research Defon Sell	21.80%	64.47%	A	0		
2025/01/16	0.132	No Trade	No Trade	42.00%	50	Research	85	100	Research Defon Sell	22.50%	64.87%	A	3		
2025/01/17	0.135	No Trade	No Trade	46.18%	50	Research	85	100	Research Defon Sell	24.75%	68.95%	A	7		
2025/01/20	0.135	No Trade	No Trade	45.57%	50	Research	85	100	Research Defon Sell	24.42%	68.06%	A	11		
2025/01/21	0.135	No Trade	No Trade	46.08%	50	Research	85	100	Research Defon Sell	24.69%	65.92%	A	15		
2025/01/22	0.137	No Trade	No Trade	48.73%	50	Research	85	100	Research Defon Sell	26.11%	64.92%	A	19		
2025/01/23	0.134	No Trade	No Trade	43.28%	50	Research	85	98	Research Defon Sell	23.19%	60.16%	B	20		
2025/01/24	0.138	No Trade	No Trade	49.87%	50	Research	85	100	Research Defon Sell	26.72%	62.47%	A	21		
2025/01/27	0.139	No Trade	No Trade	51.88%	50	Research	85	100	Research Defon Sell	27.80%	64.29%	A	21		
2025/01/28	0.137	No Trade	No Trade	47.37%	50	Research	85	98	Research Defon Sell	25.38%	60.68%	B	23		
2025/01/29	0.139	No Trade	No Trade	51.18%	50	Research	85	100	Research Defon Sell	27.42%	64.11%	A	22		
2025/01/30	0.142	No Trade	No Trade	55.83%	0	Absolutely No	0	100	Research Defon Sell	29.91%	69.69%	C	23		
2025/01/31	0.144	No Trade	No Trade	59.89%	0	Absolutely No	0	100	Research Defon Sell	32.09%	72.24%	C	25		
2025/02/03	0.148	No Trade	No Trade	64.52%	50	Research	85	100	Research Defon Sell	34.57%	74.75%	A	27		
2025/02/04	0.141	No Trade	No Trade	52.48%	50	Research	85	95	Research Defon Sell	28.12%	63.34%	B	28		
2025/02/05	0.139	No Trade	No Trade	49.65%	0	Research	85	0	Absolutely no Trade	26.60%	58.87%	C	28		
2025/02/06	0.136	Sell_Panda_ST	No Trade	43.92%	0	Research	85	0	Absolutely no Trade	23.53%	55.11%	C	25		
2025/02/07	0.135	Sell_Panda_ST	Sell_Panda_ST	42.85%	0	Research	85	0	Absolutely no Trade	22.96%	51.82%	C	20		
2025/02/10	0.138	Sell_Panda_ST	No Trade	47.40%	0	Research	85	0	Absolutely no Trade	25.40%	50.97%	C	15		
2025/02/11	0.144	No Trade	No Trade	57.63%	50	Research	85	98	Research Defon Sell	30.88%	55.91%	B	13		
2025/02/12	0.156	No Trade	No Trade	80.23%	50	Research	85	100	Research Defon Sell	40.85%	62.82%	A	14		
2025/02/13	0.157	No Trade	No Trade	82.70%	50	Research	85	100	Research Defon Sell	42.11%	64.74%	A	14		
2025/02/14	0.155	No Trade	No Trade	84.89%	50	Research	85	98	Research Defon Sell	39.61%	61.65%	B	16		
2025/02/17	0.155	No Trade	No Trade	85.74%	50	Research	85	98	Research Defon Sell	39.25%	62.68%	B	17		
2025/02/18	0.155	No Trade	No Trade	93.38%	50	Research	85	98	Research Defon Sell	39.38%	61.77%	B	18		



Date	9 day	9 vs 21 day	33 day
2024/12/30	Buy_9day	Buy 9 vs 21	Buy 33_Day
2025/01/02	Sell_9day	Buy 9 vs 21	Buy 33_Day
2025/01/03	Sell_9day	Buy 9 vs 21	Buy 33_Day
2025/01/06	Sell_9day	Buy 9 vs 21	Buy 33_Day
2025/01/07	Sell_9day	Buy 9 vs 21	Buy 33_Day
2025/01/08	Sell_9day	Buy 9 vs 21	Sell 33_Day
2025/01/09	Sell_9day	Buy 9 vs 21	Sell 33_Day
2025/01/10	Buy_9day	Buy 9 vs 21	Buy 33_Day
2025/01/13	Sell_9day	Buy 9 vs 21	Buy 33_Day
2025/01/14	Buy_9day	Sell 9 vs 21	Buy 33_Day
2025/01/15	Buy_9day	Sell 9 vs 21	Buy 33_Day
2025/01/16	Buy_9day	Sell 9 vs 21	Buy 33_Day
2025/01/17	Buy_9day	Sell 9 vs 21	Buy 33_Day
2025/01/20	Buy_9day	Buy 9 vs 21	Buy 33_Day
2025/01/21	Buy_9day	Buy 9 vs 21	Buy 33_Day
2025/01/22	Buy_9day	Buy 9 vs 21	Buy 33_Day
2025/01/23	Buy_9day	Buy 9 vs 21	Buy 33_Day
2025/01/24	Buy_9day	Buy 9 vs 21	Buy 33_Day
2025/01/27	Buy_9day	Buy 9 vs 21	Buy 33_Day
2025/01/28	Buy_9day	Buy 9 vs 21	Buy 33_Day
2025/01/29	Buy_9day	Buy 9 vs 21	Buy 33_Day
2025/01/30	Buy_9day	Buy 9 vs 21	Buy 33_Day
2025/01/31	Buy_9day	Buy 9 vs 21	Buy 33_Day
2025/02/03	Buy_9day	Buy 9 vs 21	Buy 33_Day
2025/02/04	Buy_9day	Buy 9 vs 21	Buy 33_Day
2025/02/05	Sell_9day	Buy 9 vs 21	Buy 33_Day
2025/02/06	Sell_9day	Buy 9 vs 21	Buy 33_Day
2025/02/07	Sell_9day	Buy 9 vs 21	Buy 33_Day
2025/02/10	Sell_9day	Buy 9 vs 21	Buy 33_Day
2025/02/11	Buy_9day	Buy 9 vs 21	Buy 33_Day
2025/02/12	Buy_9day	Buy 9 vs 21	Buy 33_Day
2025/02/13	Buy_9day	Buy 9 vs 21	Buy 33_Day
2025/02/14	Buy_9day	Buy 9 vs 21	Buy 33_Day
2025/02/17	Buy_9day	Buy 9 vs 21	Buy 33_Day
2025/02/18	Buy_9day	Buy 9 vs 21	Buy 33_Day



(+) : Mom Days	114
(-) : Mom Days	0
Guided : Factor	66 day
324_Buy Guidance	0.0%
324_Sell Guidance	98.5%
Mom_75 (days)	61.8%
9 vs 21 day	3.39%
Price vs 9 day	4.71%

S  
e  
|  
|

MRVL.NAS  
Marvell Technology  
Technology  
Semiconductors  
New York

Follow the " 3day to 5day waiting period " before entering the trade : understand the Graph, Trend and Variables

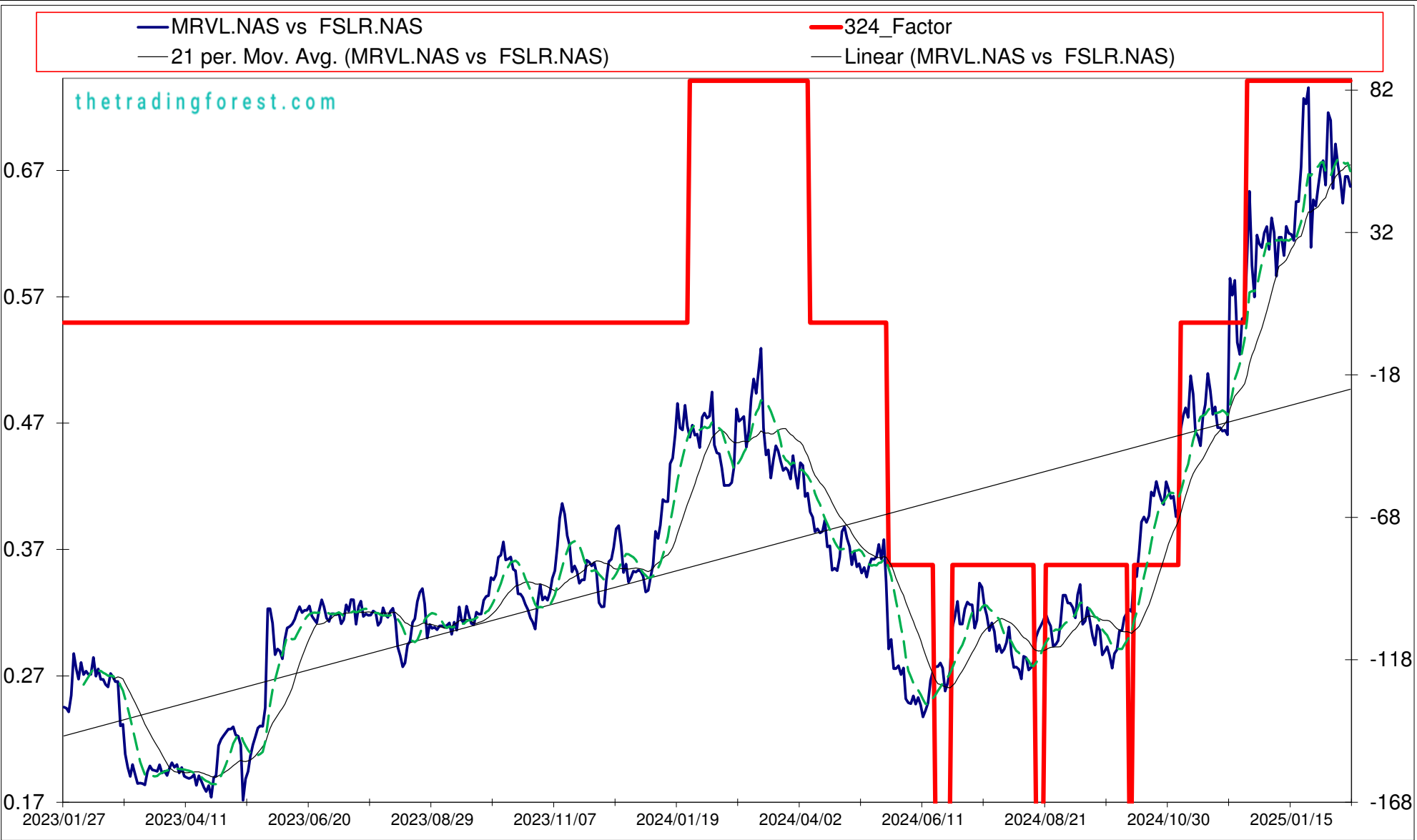
Market Cap : (B)80 132

FSLR.NAS  
First Solar  
Technology  
Semiconductors  
New York

Plan your enrty levels. Focus on the process not the outcome. Expect further short-term deviation from the trade signal. "Patience"

Market Cap : (B)19 918

-2.252										85.222-37.845			
Date	Price or Relative Price	Short_Term_ Radar	Medium_ Term_Radar	Caterpillar_ %	Wise_ Owl(Rnk)	324_Factor	Factor_324	Defcon _Index	Defcon _Index_Trade	Margin of Safety	75_Day_Mom	Trade_Rating (Guidance)	Trendsum
2024/12/18	0.571	No Trade	No Trade	43.95%	0	Research	85	0	Absolutely no Trade	19.51%	75.56%	C	1
2024/12/19	0.620	No Trade	No Trade	66.81%	0	Research	85	0	Absolutely no Trade	29.67%	95.53%	C	1
2024/12/20	0.614	No Trade	No Trade	63.36%	0	Research	85	0	Absolutely no Trade	28.13%	82.78%	C	0
2024/12/23	0.610	No Trade	No Trade	61.21%	0	Research	85	0	Absolutely no Trade	27.18%	77.52%	C	3
2024/12/27	0.622	No Trade	No Trade	65.76%	0	Research	85	0	Absolutely no Trade	29.20%	99.24%	C	7
2024/12/30	0.627	No Trade	No Trade	67.36%	50	Research	85	96	Research Defon Sell	29.91%	99.13%	B	9
2025/01/02	0.609	No Trade	No Trade	58.26%	0	Research	85	0	Absolutely no Trade	25.87%	87.07%	C	8
2025/01/03	0.634	No Trade	No Trade	69.62%	50	Research	85	97	Research Defon Sell	30.91%	101.50%	B	9
2025/01/06	0.622	No Trade	No Trade	63.48%	50	Research	85	95	Research Defon Sell	28.19%	105.19%	B	9
2025/01/07	0.588	No Trade	No Trade	47.31%	0	Research	85	0	Absolutely no Trade	21.01%	98.66%	C	7
2025/01/08	0.619	No Trade	No Trade	61.34%	0	Research	85	0	Absolutely no Trade	27.24%	98.64%	C	7
2025/01/09	0.619	No Trade	No Trade	61.12%	0	Research	85	0	Absolutely no Trade	27.14%	101.14%	C	5
2025/01/10	0.604	No Trade	No Trade	54.19%	0	Research	85	0	Absolutely no Trade	24.06%	109.71%	C	3
2025/01/13	0.627	No Trade	No Trade	64.16%	50	Research	85	96	Research Defon Sell	28.49%	115.56%	B	2
2025/01/14	0.622	No Trade	No Trade	61.34%	0	Research	85	0	Absolutely no Trade	27.24%	111.06%	C	2
2025/01/15	0.621	No Trade	No Trade	60.83%	0	Research	85	0	Absolutely no Trade	27.01%	116.13%	C	1
2025/01/16	0.616	No Trade	No Trade	58.32%	0	Research	85	0	Absolutely no Trade	25.90%	121.91%	C	2
2025/01/17	0.647	No Trade	No Trade	72.30%	50	Research	85	99	Research Defon Sell	32.10%	123.72%	B	4
2025/01/20	0.647	No Trade	No Trade	71.60%	50	Research	85	99	Research Defon Sell	31.79%	121.40%	B	7
2025/01/21	0.675	No Trade	No Trade	84.06%	50	Research	85	100	Research Defon Sell	37.32%	119.51%	A	11
2025/01/22	0.728	No Trade	No Trade	100.00%	50	Research	85	100	Research Defon Sell	48.17%	137.07%	A	15
2025/01/23	0.724	No Trade	No Trade	97.92%	50	Research	85	99	Research Defon Sell	47.17%	127.96%	A	18
2025/01/24	0.737	No Trade	No Trade	100.00%	50	Research	85	100	Research Defon Sell	49.71%	129.59%	A	18
2025/01/27	0.611	No Trade	No Trade	47.73%	0	Research	85	0	Absolutely no Trade	23.73%	88.45%	C	17
2025/01/28	0.648	Sell_Panda_ST	No Trade	62.88%	0	Research	85	0	Absolutely no Trade	31.26%	101.18%	C	15
2025/01/29	0.643	Sell_Panda_ST	No Trade	60.63%	0	Research	85	0	Absolutely no Trade	30.14%	81.83%	C	13
2025/01/30	0.659	No Trade	No Trade	66.87%	0	Research	85	0	Absolutely no Trade	33.24%	88.35%	C	11
2025/01/31	0.674	No Trade	No Trade	72.59%	0	Research	85	0	Absolutely no Trade	36.09%	82.10%	C	11
2025/02/03	0.679	No Trade	No Trade	74.19%	0	Research	85	0	Absolutely no Trade	36.88%	72.76%	C	12
2025/02/04	0.660	No Trade	No Trade	66.13%	0	Research	85	0	Absolutely no Trade	32.88%	66.11%	C	12
2025/02/05	0.717	No Trade	No Trade	89.15%	50	Research	85	97	Research Defon Sell	44.32%	82.54%	B	12
2025/02/06	0.711	No Trade	No Trade	86.46%	50	Research	85	96	Research Defon Sell	42.98%	78.61%	B	12
2025/02/07	0.657	No Trade	No Trade	64.40%	0	Research	85	0	Absolutely no Trade	32.02%	57.60%	C	11
2025/02/10	0.692	No Trade	No Trade	78.04%	30	Research	85	0	Absolutely no Trade	38.80%	67.33%	C	11
2025/02/11	0.675	No Trade	No Trade	70.88%	0	Research	85	0	Absolutely no Trade	35.24%	58.77%	C	8
2025/02/12	0.665	No Trade	No Trade	66.40%	0	Research	85	0	Absolutely no Trade	33.01%	59.04%	C	5
2025/02/13	0.646	No Trade	No Trade	58.49%	0	Research	85	0	Absolutely no Trade	29.08%	56.98%	C	1
2025/02/14	0.667	No Trade	No Trade	66.81%	0	Research	85	0	Absolutely no Trade	33.21%	63.82%	C	-3
2025/02/17	0.667	No Trade	No Trade	66.19%	0	Research	85	0	Absolutely no Trade	32.91%	56.85%	C	-6
2025/02/18	0.659	No Trade	No Trade	62.80%	0	Research	85	0	Absolutely no Trade	31.22%	57.13%	C	-9



Date	9 day	9 vs 21 day	33 day
2024/12/30	Buy_9day	Buy 9 vs 21	Buy 33_Day
2025/01/02	Sell_9day	Buy 9 vs 21	Buy 33_Day
2025/01/03	Buy_9day	Buy 9 vs 21	Buy 33_Day
2025/01/06	Buy_9day	Buy 9 vs 21	Buy 33_Day
2025/01/07	Sell_9day	Buy 9 vs 21	Buy 33_Day
2025/01/08	Buy_9day	Buy 9 vs 21	Buy 33_Day
2025/01/09	Buy_9day	Buy 9 vs 21	Buy 33_Day
2025/01/10	Sell_9day	Buy 9 vs 21	Buy 33_Day
2025/01/13	Buy_9day	Buy 9 vs 21	Buy 33_Day
2025/01/14	Buy_9day	Buy 9 vs 21	Buy 33_Day
2025/01/15	Buy_9day	Buy 9 vs 21	Buy 33_Day
2025/01/16	Buy_9day	Buy 9 vs 21	Buy 33_Day
2025/01/17	Buy_9day	Buy 9 vs 21	Buy 33_Day
2025/01/20	Buy_9day	Buy 9 vs 21	Buy 33_Day
2025/01/21	Buy_9day	Buy 9 vs 21	Buy 33_Day
2025/01/22	Buy_9day	Buy 9 vs 21	Buy 33_Day
2025/01/23	Buy_9day	Buy 9 vs 21	Buy 33_Day
2025/01/24	Buy_9day	Buy 9 vs 21	Buy 33_Day
2025/01/27	Sell_9day	Buy 9 vs 21	Sell 33_Day
2025/01/28	Sell_9day	Buy 9 vs 21	Buy 33_Day
2025/01/29	Sell_9day	Buy 9 vs 21	Buy 33_Day
2025/01/30	Sell_9day	Buy 9 vs 21	Buy 33_Day
2025/01/31	Sell_9day	Buy 9 vs 21	Buy 33_Day
2025/02/03	Buy_9day	Buy 9 vs 21	Buy 33_Day
2025/02/04	Sell_9day	Buy 9 vs 21	Buy 33_Day
2025/02/05	Buy_9day	Buy 9 vs 21	Buy 33_Day
2025/02/06	Buy_9day	Buy 9 vs 21	Buy 33_Day
2025/02/07	Sell_9day	Buy 9 vs 21	Buy 33_Day
2025/02/10	Buy_9day	Buy 9 vs 21	Buy 33_Day
2025/02/11	Sell_9day	Buy 9 vs 21	Buy 33_Day
2025/02/12	Sell_9day	Buy 9 vs 21	Buy 33_Day
2025/02/13	Sell_9day	Buy 9 vs 21	Sell 33_Day
2025/02/14	Sell_9day	Buy 9 vs 21	Buy 33_Day
2025/02/17	Sell_9day	Buy 9 vs 21	Buy 33_Day
2025/02/18	Sell_9day	Sell 9 vs 21	Buy 33_Day

Strategy Universe

Pairs\_NYSE\_Semiconductors

Ascendant guidance

Research

Strategy\_Open Date

2025/01/24

Caterpillar Guidance

Trade

MRVL.NAS

21 per. Mov. Avg. (MRVL.NAS)

Linear (MRVL.NAS)

FSLR.NAS

21 per. Mov. Avg. (FSLR.NAS)

Linear (FSLR.NAS)

(+) : Mom Days

95

(-) : Mom Days

0

Guided : Factor

66 day

324\_Buy Guidance

0.0%

324\_Sell Guidance

89.4%

Mom\_75 (days)

57.1%

9 vs 21 day

-0.74%

Price vs 9 day

-1.81%



S  
e  
i  
l

RRC.NYS

Range Resources Corporation

Energy

Oil & Gas Exploration & Production

New York

Market Cap : (B)

8 618

XOP.ARC

SPDR S&P Oil & Gas Explor & Product

Energy

ETF\_NYSE\_Price

NYSE

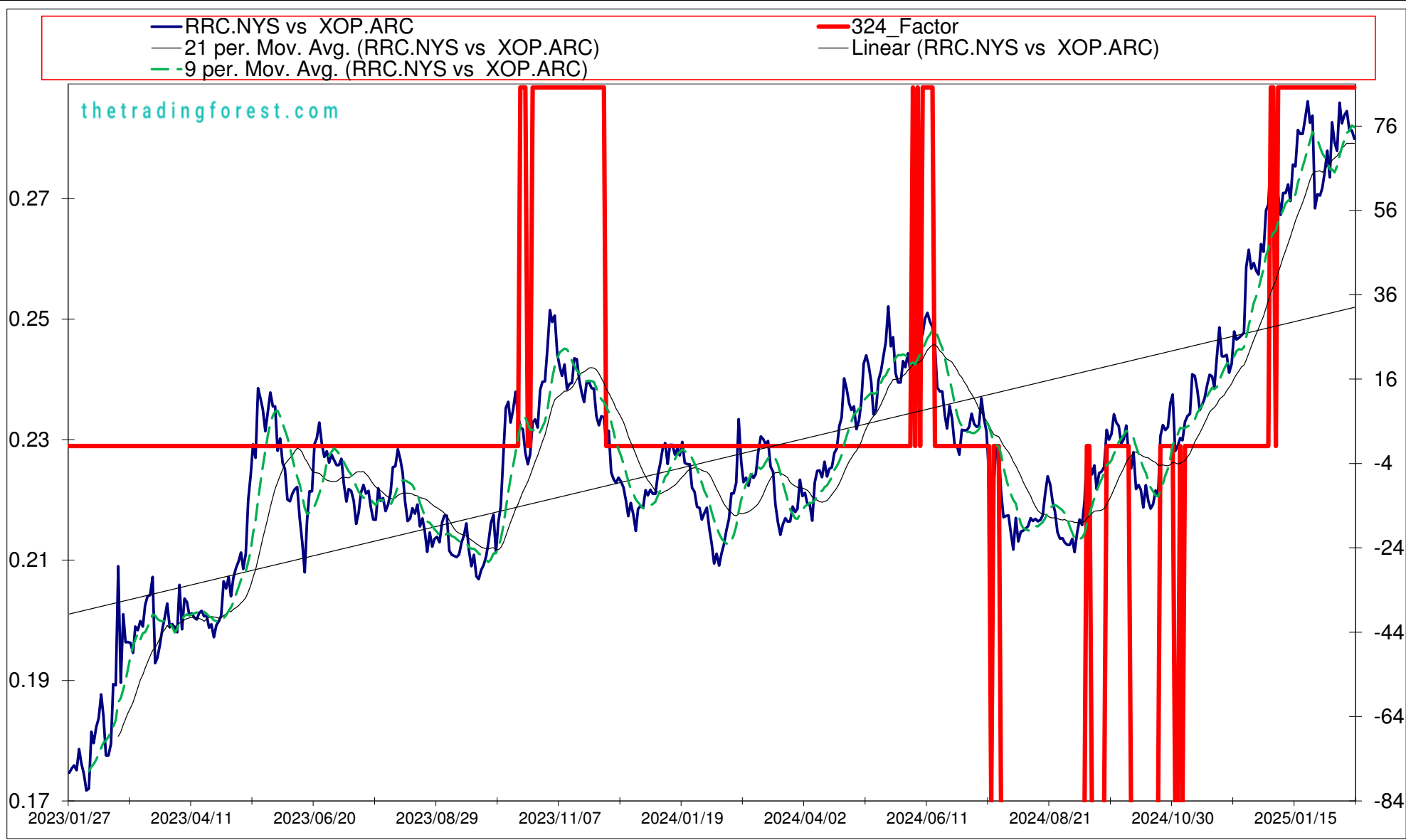
Market Cap : (B)

2 758

Follow the " 3day to 5day waiting period " before entering the trade : understand the Graph, Trend and Variables

Plan your enrty levels. Focus on the process not the outcome. Expect further short-term deviation from the trade signal. "Patience"

-2.354														33.070		-14.046	
Date	Price or Relative Price	Short_Term_ Radar	Medium_ Term_Radar	Caterpillar_ %	Wise_ Owl(Rnk)	324_Factor	Factor_324	Defcon _Index	Defcon _Index_Trade	Margin of Safety	75_Day_Mom	Trade_Rating (Guidance)	Trendsum				
2024/12/18	0.259	No Trade	No Trade	22.02%	0	Absolutely No	0	98	Research Defon Sell	3.61%	19.89%	C	18				
2024/12/19	0.264	No Trade	No Trade	34.08%	0	Absolutely No	0	100	Research Defon Sell	5.60%	20.95%	C	18				
2024/12/20	0.263	No Trade	No Trade	30.78%	0	Absolutely No	0	100	Research Defon Sell	5.05%	20.87%	C	19				
2024/12/23	0.270	No Trade	No Trade	46.97%	0	Absolutely No	0	100	Research Defon Sell	7.71%	21.77%	C	20				
2024/12/27	0.271	No Trade	No Trade	48.48%	0	Absolutely No	0	100	Research Defon Sell	7.96%	17.88%	C	20				
2024/12/30	0.279	No Trade	No Trade	67.45%	50	Research	85	100	Research Defon Sell	11.07%	22.35%	A	22				
2025/01/02	0.267	No Trade	No Trade	39.33%	50	Research	85	96	Research Defon Sell	6.46%	18.41%	B	25				
2025/01/03	0.265	No Trade	No Trade	33.04%	0	Absolutely No	0	95	Research Defon Sell	5.42%	16.52%	C	26				
2025/01/06	0.272	No Trade	No Trade	50.17%	50	Research	85	98	Research Defon Sell	8.24%	21.85%	B	26				
2025/01/07	0.269	No Trade	No Trade	42.05%	50	Research	85	96	Research Defon Sell	6.90%	18.97%	B	25				
2025/01/08	0.273	No Trade	No Trade	50.56%	50	Research	85	98	Research Defon Sell	8.30%	20.43%	B	24				
2025/01/09	0.273	No Trade	No Trade	50.35%	50	Research	85	98	Research Defon Sell	8.27%	20.03%	B	21				
2025/01/10	0.274	No Trade	No Trade	53.67%	50	Research	85	98	Research Defon Sell	8.81%	17.47%	B	19				
2025/01/13	0.271	No Trade	No Trade	46.37%	50	Research	85	97	Research Defon Sell	7.61%	17.11%	B	18				
2025/01/14	0.277	No Trade	No Trade	60.77%	50	Research	85	99	Research Defon Sell	9.98%	19.26%	A	18				
2025/01/15	0.277	No Trade	No Trade	59.83%	50	Research	85	99	Research Defon Sell	9.82%	17.46%	A	19				
2025/01/16	0.283	No Trade	No Trade	74.27%	50	Research	85	100	Research Defon Sell	12.19%	20.75%	A	23				
2025/01/17	0.282	No Trade	No Trade	72.43%	50	Research	85	100	Research Defon Sell	11.89%	20.73%	A	27				
2025/01/20	0.282	No Trade	No Trade	71.79%	50	Research	85	100	Research Defon Sell	11.79%	22.28%	A	29				
2025/01/21	0.285	No Trade	No Trade	77.85%	50	Research	85	100	Research Defon Sell	12.78%	23.00%	A	31				
2025/01/22	0.288	No Trade	No Trade	84.46%	50	Research	85	100	Research Defon Sell	13.87%	23.01%	A	30				
2025/01/23	0.284	No Trade	No Trade	75.65%	50	Research	85	99	Research Defon Sell	12.42%	23.85%	B	30				
2025/01/24	0.285	No Trade	No Trade	78.30%	50	Research	85	99	Research Defon Sell	12.85%	25.84%	A	29				
2025/01/27	0.270	Sell_Panda_ST	Sell_Panda_ST	40.59%	0	Research	85	0	Absolutely no Trade	6.66%	17.65%	C	26				
2025/01/28	0.272	Sell_Panda_ST	Sell_Panda_ST	46.02%	0	Research	85	0	Absolutely no Trade	7.56%	21.92%	C	22				
2025/01/29	0.272	Sell_Panda_ST	Sell_Panda_ST	45.28%	0	Research	85	0	Absolutely no Trade	7.43%	21.46%	C	18				
2025/01/30	0.273	Sell_Panda_ST	Sell_Panda_ST	48.06%	0	Research	85	0	Absolutely no Trade	7.89%	22.43%	C	15				
2025/01/31	0.276	Sell_Panda_ST	Sell_Panda_ST	54.38%	50	Research	85	96	Research Defon Sell	8.93%	25.31%	B	13				
2025/02/03	0.280	No Trade	No Trade	62.17%	50	Research	85	97	Research Defon Sell	10.21%	24.80%	B	13				
2025/02/04	0.275	No Trade	No Trade	51.31%	50	Research	85	96	Research Defon Sell	8.42%	24.29%	B	13				
2025/02/05	0.284	No Trade	No Trade	73.09%	50	Research	85	99	Research Defon Sell	12.00%	29.15%	B	11				
2025/02/06	0.281	No Trade	No Trade	64.89%	50	Research	85	98	Research Defon Sell	10.65%	27.21%	B	11				
2025/02/07	0.280	No Trade	No Trade	61.23%	50	Research	85	97	Research Defon Sell	10.05%	25.26%	B	12				
2025/02/10	0.288	No Trade	No Trade	79.81%	50	Research	85	100	Research Defon Sell	13.10%	29.40%	A	14				
2025/02/11	0.284	No Trade	No Trade	71.31%	50	Research	85	99	Research Defon Sell	11.71%	22.37%	B	16				
2025/02/12	0.285	No Trade	No Trade	76.77%	50	Research	85	99	Research Defon Sell	12.21%	21.99%	A	17				
2025/02/13	0.286	No Trade	No Trade	78.27%	50	Research	85	99	Research Defon Sell	12.45%	22.73%	A	18				
2025/02/14	0.283	No Trade	No Trade	80.39%	50	Research	85	98	Research Defon Sell	11.15%	21.08%	B	15				
2025/02/17	0.283	No Trade	No Trade	79.65%	50	Research	85	98	Research Defon Sell	11.04%	19.04%	B	13				
2025/02/18	0.282	No Trade	No Trade	75.43%	50	Research	85	98	Research Defon Sell	10.46%	17.75%	B	11				



Date	9 day	9 vs 21 day	33 day
2024/12/30	Buy_9day	Buy 9 vs 21	Buy 33_Day
2025/01/02	Buy_9day	Buy 9 vs 21	Buy 33_Day
2025/01/03	Sell_9day	Buy 9 vs 21	Buy 33_Day
2025/01/06	Buy_9day	Buy 9 vs 21	Buy 33_Day
2025/01/07	Buy_9day	Buy 9 vs 21	Buy 33_Day
2025/01/08	Buy_9day	Buy 9 vs 21	Buy 33_Day
2025/01/09	Buy_9day	Buy 9 vs 21	Buy 33_Day
2025/01/10	Buy_9day	Buy 9 vs 21	Buy 33_Day
2025/01/13	Sell_9day	Buy 9 vs 21	Buy 33_Day
2025/01/14	Buy_9day	Buy 9 vs 21	Buy 33_Day
2025/01/15	Buy_9day	Buy 9 vs 21	Buy 33_Day
2025/01/16	Buy_9day	Buy 9 vs 21	Buy 33_Day
2025/01/17	Buy_9day	Buy 9 vs 21	Buy 33_Day
2025/01/20	Buy_9day	Buy 9 vs 21	Buy 33_Day
2025/01/21	Buy_9day	Buy 9 vs 21	Buy 33_Day
2025/01/22	Buy_9day	Buy 9 vs 21	Buy 33_Day
2025/01/23	Buy_9day	Buy 9 vs 21	Buy 33_Day
2025/01/24	Buy_9day	Buy 9 vs 21	Buy 33_Day
2025/01/27	Sell_9day	Buy 9 vs 21	Buy 33_Day
2025/01/28	Sell_9day	Buy 9 vs 21	Buy 33_Day
2025/01/29	Sell_9day	Buy 9 vs 21	Buy 33_Day
2025/01/30	Sell_9day	Buy 9 vs 21	Buy 33_Day
2025/01/31	Sell_9day	Buy 9 vs 21	Buy 33_Day
2025/02/03	Buy_9day	Buy 9 vs 21	Buy 33_Day
2025/02/04	Sell_9day	Sell 9 vs 21	Buy 33_Day
2025/02/05	Buy_9day	Sell 9 vs 21	Buy 33_Day
2025/02/06	Buy_9day	Sell 9 vs 21	Buy 33_Day
2025/02/07	Buy_9day	Sell 9 vs 21	Buy 33_Day
2025/02/10	Buy_9day	Sell 9 vs 21	Buy 33_Day
2025/02/11	Buy_9day	Buy 9 vs 21	Buy 33_Day
2025/02/12	Buy_9day	Buy 9 vs 21	Buy 33_Day
2025/02/13	Buy_9day	Buy 9 vs 21	Buy 33_Day
2025/02/14	Buy_9day	Buy 9 vs 21	Buy 33_Day
2025/02/17	Sell_9day	Buy 9 vs 21	Buy 33_Day
2025/02/18	Sell_9day	Buy 9 vs 21	Buy 33_Day

Strategy Universe   Rel vs Share\_ETF\_Oil and Gas Explor   Product

Ascendant guidance

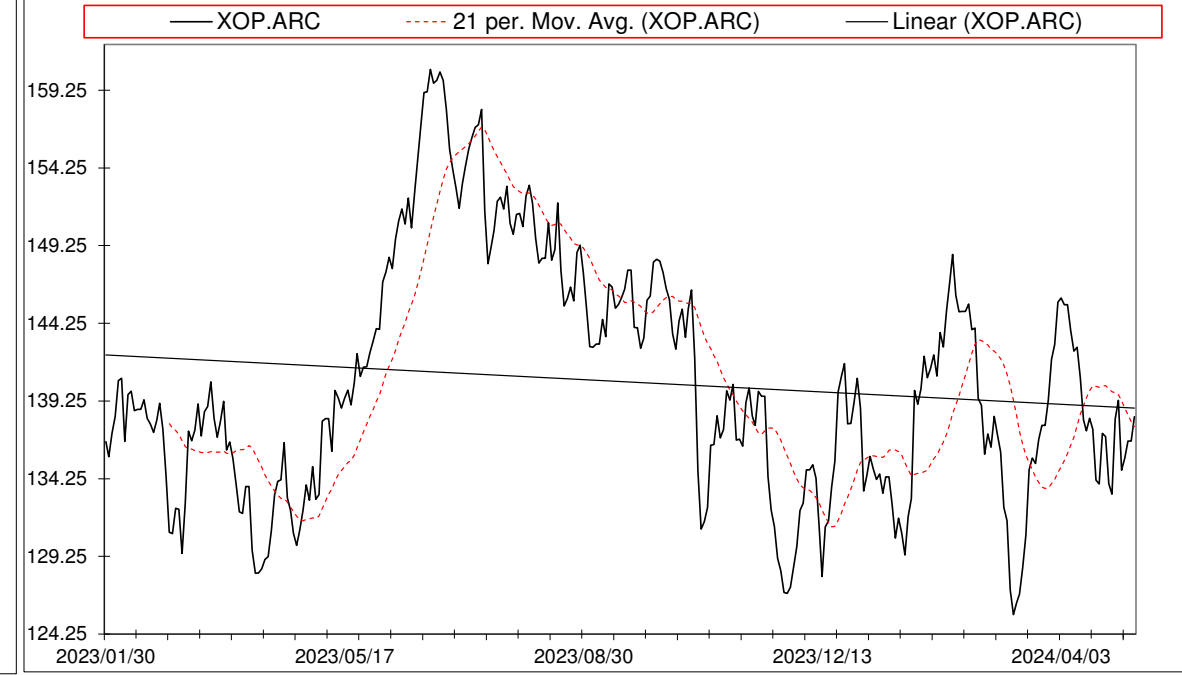
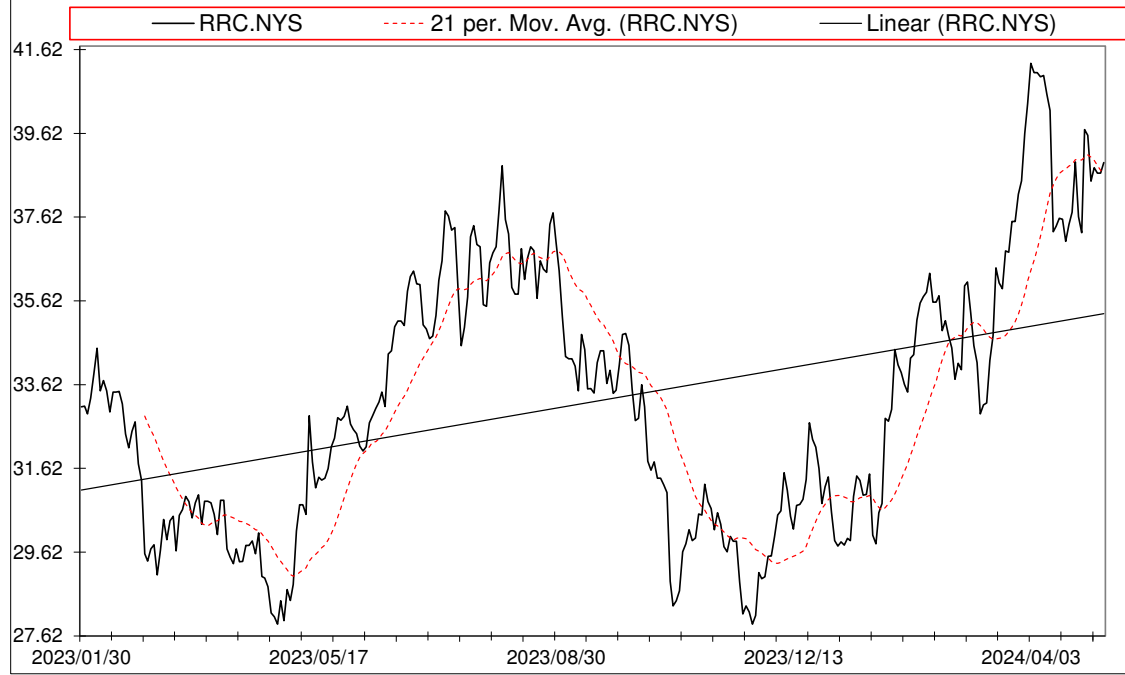
Trade

Strategy\_Open Date

2025/01/24

Caterpillar  
Guidance

Trade



(+) : Mom Days	72
(-) : Mom Days	0
Guided : Factor	66 day
324_Buy Guidance	0.0%
324_Sell Guidance	97.8%
Mom_75 (days)	17.7%
9 vs 21 day	0.95%
Price vs 9 day	-0.68%

S  
e  
|  
|

BLK.NYS

BlackRock

Financial

Capital Markets

New York

Market Cap : (B)

160 526

Follow the " 3day to 5day waiting period " before entering the trade : understand the Graph, Trend and Variables

FIS.NYS

Fidelity National Information Services

Financial

Financial Services

New York

Market Cap : (B)

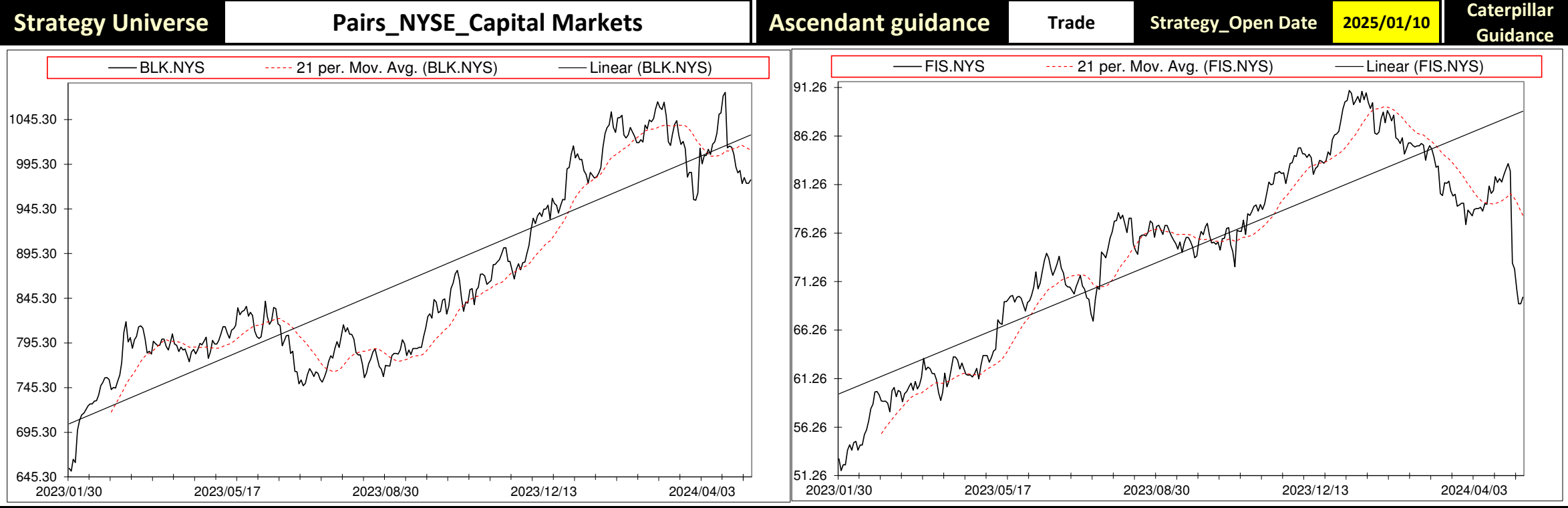
46 342

Plan your enrty levels. Focus on the process not the outcome. Expect further short-term deviation from the trade signal. "Patience"

-1.783														-9.317		5.225	
Date	Price or Relative Price	Short_Term_ Radar	Medium_ Term_Radar	Caterpillar_ %	Wise_ Owl(Rnk)	324_Factor	Factor_324	Defcon _Index	Defcon _Index_Trade	Margin of Safety	75_Day_Mom	Trade_Rating (Guidance)	Trendsum				
2024/12/18	12.700	No Trade	No Trade	65.34%	50	Research	85	95	Research Defon Sell	10.04%	19.47%	B	25				
2024/12/19	12.682	No Trade	No Trade	64.40%	50	Research	85	95	Research Defon Sell	9.90%	19.02%	B	25				
2024/12/20	12.628	No Trade	No Trade	61.44%	50	Research	85	95	Research Defon Sell	9.44%	18.51%	B	26				
2024/12/23	12.773	No Trade	No Trade	69.80%	50	Research	85	96	Research Defon Sell	10.73%	20.55%	B	28				
2024/12/27	12.796	No Trade	No Trade	71.40%	50	Research	85	96	Research Defon Sell	10.97%	21.86%	B	29				
2024/12/30	12.749	No Trade	No Trade	68.93%	50	Research	85	96	Research Defon Sell	10.59%	21.35%	B	29				
2025/01/02	12.703	No Trade	No Trade	66.56%	50	Research	85	95	Research Defon Sell	10.23%	20.67%	B	26				
2025/01/03	12.719	No Trade	No Trade	67.53%	50	Research	85	95	Research Defon Sell	10.38%	20.81%	B	24				
2025/01/06	12.813	No Trade	No Trade	73.04%	50	Research	85	96	Research Defon Sell	11.22%	20.46%	B	23				
2025/01/07	12.390	Sell_Panda_ST	Sell_Panda_ST	49.19%	50	Research	85	93	Research Defon Sell	7.56%	13.37%	C	21				
2025/01/08	12.427	Sell_Panda_ST	Sell_Panda_ST	51.38%	30	Research	85	93	Research Defon Sell	7.90%	12.21%	C	18				
2025/01/09	12.427	Sell_Panda_ST	Sell_Panda_ST	51.45%	30	Research	85	93	Research Defon Sell	7.91%	12.47%	C	15				
2025/01/10	12.390	Sell_Panda_ST	Sell_Panda_ST	49.42%	30	Research	85	93	Research Defon Sell	7.59%	11.52%	C	12				
2025/01/13	12.146	No Trade	No Trade	35.80%	0	Absolutely No	0	0	Absolutely no Trade	5.50%	8.43%	C	9				
2025/01/14	12.293	No Trade	No Trade	44.21%	30	Research	85	92	Research Defon Sell	6.79%	8.01%	C	5				
2025/01/15	12.983	No Trade	No Trade	83.27%	50	Research	85	97	Research Defon Sell	12.80%	13.94%	C	5				
2025/01/16	12.650	No Trade	No Trade	64.55%	30	Research	85	94	Research Defon Sell	9.92%	11.26%	C	5				
2025/01/17	12.757	No Trade	No Trade	70.61%	50	Research	85	95	Research Defon Sell	10.85%	12.52%	C	4				
2025/01/20	12.757	No Trade	No Trade	70.82%	50	Research	85	95	Research Defon Sell	10.88%	14.27%	C	5				
2025/01/21	12.826	No Trade	No Trade	74.81%	50	Research	85	96	Research Defon Sell	11.50%	11.83%	C	5				
2025/01/22	12.816	No Trade	No Trade	74.34%	50	Research	85	96	Research Defon Sell	11.43%	12.76%	C	6				
2025/01/23	12.836	No Trade	No Trade	75.50%	50	Research	85	96	Research Defon Sell	11.60%	14.44%	C	6				
2025/01/24	12.880	No Trade	No Trade	78.06%	50	Research	85	96	Research Defon Sell	12.00%	15.42%	B	6				
2025/01/27	12.698	No Trade	No Trade	68.00%	30	Research	85	95	Research Defon Sell	10.45%	14.94%	C	5				
2025/01/28	13.081	No Trade	No Trade	89.75%	50	Research	85	97	Research Defon Sell	13.79%	18.19%	B	6				
2025/01/29	13.053	No Trade	No Trade	88.24%	50	Research	85	97	Research Defon Sell	13.56%	18.14%	B	4				
2025/01/30	13.055	No Trade	No Trade	88.39%	50	Research	85	97	Research Defon Sell	13.58%	14.36%	C	3				
2025/01/31	13.201	No Trade	No Trade	96.76%	50	Research	85	98	Research Defon Sell	14.87%	16.86%	B	5				
2025/02/03	12.381	No Trade	No Trade	50.52%	0	Research	85	0	Absolutely no Trade	7.76%	9.49%	C	6				
2025/02/04	12.458	No Trade	No Trade	54.92%	0	Research	85	0	Absolutely no Trade	8.44%	10.12%	C	5				
2025/02/05	12.336	No Trade	No Trade	48.10%	0	Research	85	0	Absolutely no Trade	7.39%	10.65%	C	3				
2025/02/06	12.148	No Trade	No Trade	37.55%	0	Absolutely No	0	0	Absolutely no Trade	5.77%	9.72%	C	-1				
2025/02/07	11.892	No Trade	No Trade	23.09%	0	Absolutely No	0	0	Absolutely no Trade	3.55%	7.76%	C	-5				
2025/02/10	11.923	No Trade	No Trade	25.04%	0	Absolutely No	0	0	Absolutely no Trade	3.85%	6.64%	C	-10				
2025/02/11	13.507	No Trade	No Trade	100.00%	50	Research	85	99	Research Defon Sell	17.66%	22.89%	B	-10				
2025/02/12	13.416	No Trade	No Trade	95.54%	50	Research	85	98	Research Defon Sell	16.87%	23.15%	B	-9				
2025/02/13	13.899	No Trade	No Trade	100.00%	50	Research	85	100	Research Defon Sell	21.09%	28.02%	A	-9				
2025/02/14	14.119	No Trade	No Trade	100.00%	50	Research	85	100	Research Defon Sell	23.02%	30.09%	A	-5				
2025/02/17	14.119	No Trade	No Trade	100.00%	50	Research	85	100	Research Defon Sell	23.06%	29.26%	A	0				
2025/02/18	14.036	No Trade	No Trade	96.90%	50	Research	85	99	Research Defon Sell	22.34%	29.95%	A	3				



Date	9 day	9 vs 21 day	33 day
2024/12/30	Buy_9day	Buy 9 vs 21	Buy 33_Day
2025/01/02	Sell_9day	Buy 9 vs 21	Buy 33_Day
2025/01/03	Buy_9day	Buy 9 vs 21	Buy 33_Day
2025/01/06	Buy_9day	Buy 9 vs 21	Buy 33_Day
2025/01/07	Sell_9day	Buy 9 vs 21	Buy 33_Day
2025/01/08	Sell_9day	Buy 9 vs 21	Buy 33_Day
2025/01/09	Sell_9day	Buy 9 vs 21	Buy 33_Day
2025/01/10	Sell_9day	Buy 9 vs 21	Sell 33_Day
2025/01/13	Sell_9day	Sell 9 vs 21	Sell 33_Day
2025/01/14	Sell_9day	Sell 9 vs 21	Sell 33_Day
2025/01/15	Buy_9day	Sell 9 vs 21	Buy 33_Day
2025/01/16	Buy_9day	Sell 9 vs 21	Buy 33_Day
2025/01/17	Buy_9day	Sell 9 vs 21	Buy 33_Day
2025/01/20	Buy_9day	Sell 9 vs 21	Buy 33_Day
2025/01/21	Buy_9day	Sell 9 vs 21	Buy 33_Day
2025/01/22	Buy_9day	Sell 9 vs 21	Buy 33_Day
2025/01/23	Buy_9day	Buy 9 vs 21	Buy 33_Day
2025/01/24	Buy_9day	Buy 9 vs 21	Buy 33_Day
2025/01/27	Sell_9day	Buy 9 vs 21	Buy 33_Day
2025/01/28	Buy_9day	Buy 9 vs 21	Buy 33_Day
2025/01/29	Buy_9day	Buy 9 vs 21	Buy 33_Day
2025/01/30	Buy_9day	Buy 9 vs 21	Buy 33_Day
2025/01/31	Buy_9day	Buy 9 vs 21	Buy 33_Day
2025/02/03	Sell_9day	Buy 9 vs 21	Sell 33_Day
2025/02/04	Sell_9day	Buy 9 vs 21	Sell 33_Day
2025/02/05	Sell_9day	Buy 9 vs 21	Sell 33_Day
2025/02/06	Sell_9day	Buy 9 vs 21	Sell 33_Day
2025/02/07	Sell_9day	Sell 9 vs 21	Sell 33_Day
2025/02/10	Sell_9day	Sell 9 vs 21	Sell 33_Day
2025/02/11	Buy_9day	Sell 9 vs 21	Buy 33_Day
2025/02/12	Buy_9day	Sell 9 vs 21	Buy 33_Day
2025/02/13	Buy_9day	Sell 9 vs 21	Buy 33_Day
2025/02/14	Buy_9day	Sell 9 vs 21	Buy 33_Day
2025/02/17	Buy_9day	Buy 9 vs 21	Buy 33_Day
2025/02/18	Buy_9day	Buy 9 vs 21	Buy 33_Day



Trade	
(+) : Mom Days	6
(-) : Mom Days	0
Guided : Factor	9 vs 21 day
324_Buy Guidance	0.0%
324_Sell Guidance	99.4%
Mom_75 (days)	29.9%
9 vs 21 day	1.88%
Price vs 9 day	6.10%



S  
e  
|  
|

BLK.NYS

BlackRock

Financial

Capital Markets

New York

Market Cap : (B)

160 526

INVH.NYS

Invitation Homes

Financial

Real Estate

New York

Market Cap : (B)

20 755

Follow the " 3day to 5day waiting period " before entering the trade : understand the Graph, Trend and Variables

Plan your enrty levels. Focus on the process not the outcome. Expect further short-term deviation from the trade signal. "Patience"

-2.254										75.535		-33.515	
Date	Price or Relative Price	Short_Term_ Radar	Medium_ Term_Radar	Caterpillar_ %	Wise_ Owl(Rnk)	324_Factor	Factor_324	Defcon _Index	Defcon _Index_Trade	Margin of Safety	75_Day_Mom	Trade_Rating (Guidance)	Trendsum
2024/12/18	32.278	No Trade	No Trade	65.40%	50	Research	85	100	Research Defon Sell	9.14%	37.26%	A	13
2024/12/19	32.041	No Trade	No Trade	59.06%	50	Research	85	99	Research Defon Sell	8.25%	32.87%	B	16
2024/12/20	32.007	No Trade	No Trade	57.62%	50	Research	85	99	Research Defon Sell	8.05%	30.11%	B	18
2024/12/23	32.259	No Trade	No Trade	61.89%	50	Research	85	100	Research Defon Sell	8.65%	31.72%	A	17
2024/12/27	32.529	No Trade	No Trade	65.96%	50	Research	85	100	Research Defon Sell	9.21%	33.51%	A	19
2024/12/30	32.279	No Trade	No Trade	58.13%	50	Research	85	99	Research Defon Sell	8.12%	32.31%	A	22
2025/01/02	32.370	No Trade	No Trade	58.52%	50	Research	85	100	Research Defon Sell	8.18%	35.30%	A	22
2025/01/03	31.971	Sell_Panda_ST	No Trade	48.38%	50	Research	85	98	Research Defon Sell	6.76%	31.32%	B	20
2025/01/06	32.470	No Trade	No Trade	58.50%	50	Research	85	100	Research Defon Sell	8.17%	29.63%	A	16
2025/01/07	31.678	Sell_Panda_ST	Sell_Panda_ST	39.04%	0	Absolutely No	0	97	Research Defon Sell	5.45%	23.11%	C	13
2025/01/08	32.152	No Trade	No Trade	49.73%	50	Research	85	99	Research Defon Sell	6.95%	23.95%	B	10
2025/01/09	32.152	No Trade	No Trade	49.14%	50	Research	85	99	Research Defon Sell	6.87%	24.76%	B	8
2025/01/10	31.560	No Trade	No Trade	34.48%	0	Absolutely No	0	97	Research Defon Sell	4.82%	22.86%	C	6
2025/01/13	30.867	No Trade	No Trade	16.30%	0	Absolutely No	0	0	Absolutely no Trade	2.28%	16.58%	C	3
2025/01/14	31.140	No Trade	No Trade	22.23%	0	Absolutely No	0	96	Research Defon Sell	3.11%	18.27%	C	-2
2025/01/15	33.219	No Trade	No Trade	70.89%	50	Research	85	100	Research Defon Sell	9.90%	23.07%	A	-3
2025/01/16	32.037	No Trade	No Trade	42.32%	0	Absolutely No	0	96	Research Defon Sell	5.91%	18.63%	C	-3
2025/01/17	32.087	No Trade	No Trade	42.91%	0	Absolutely No	0	97	Research Defon Sell	5.99%	19.15%	C	-4
2025/01/20	32.087	No Trade	No Trade	41.17%	0	Absolutely No	0	97	Research Defon Sell	5.75%	19.17%	C	-3
2025/01/21	32.439	No Trade	No Trade	48.89%	50	Research	85	98	Research Defon Sell	6.83%	16.51%	B	-4
2025/01/22	32.737	No Trade	No Trade	55.33%	50	Research	85	99	Research Defon Sell	7.73%	17.50%	B	-4
2025/01/23	33.346	No Trade	No Trade	69.08%	50	Research	85	100	Research Defon Sell	9.65%	21.34%	A	-1
2025/01/24	33.446	No Trade	No Trade	70.83%	50	Research	85	100	Research Defon Sell	9.90%	20.89%	A	2
2025/01/27	33.170	No Trade	No Trade	62.56%	50	Research	85	99	Research Defon Sell	8.74%	16.00%	A	6
2025/01/28	33.812	No Trade	No Trade	77.00%	50	Research	85	100	Research Defon Sell	10.76%	17.68%	A	9
2025/01/29	34.321	No Trade	No Trade	88.32%	50	Research	85	100	Research Defon Sell	12.34%	20.46%	A	10
2025/01/30	34.576	No Trade	No Trade	93.70%	50	Research	85	100	Research Defon Sell	13.09%	17.84%	A	13
2025/01/31	34.526	No Trade	No Trade	91.92%	50	Research	85	100	Research Defon Sell	12.84%	17.53%	A	16
2025/02/03	32.649	No Trade	No Trade	46.26%	0	Research	85	0	Absolutely no Trade	6.46%	8.48%	C	16
2025/02/04	32.449	Sell_Panda_ST	Sell_Panda_ST	41.03%	0	Absolutely No	0	0	Absolutely no Trade	5.73%	9.38%	C	14
2025/02/05	32.186	No Trade	No Trade	34.32%	0	Absolutely No	0	0	Absolutely no Trade	4.79%	9.71%	C	9
2025/02/06	31.845	No Trade	No Trade	25.81%	0	Absolutely No	0	0	Absolutely no Trade	3.61%	7.93%	C	5
2025/02/07	31.374	No Trade	No Trade	14.29%	0	Absolutely No	0	0	Absolutely no Trade	2.00%	5.71%	C	1
2025/02/10	31.119	No Trade	No Trade	6.73%	0	Absolutely No	0	0	Absolutely no Trade	0.94%	5.78%	C	-3
2025/02/11	31.312	No Trade	No Trade	10.65%	0	Absolutely No	0	0	Absolutely no Trade	1.49%	9.99%	C	-5
2025/02/12	30.902	No Trade	No Trade	0.59%	0	Absolutely No	0	0	Absolutely no Trade	0.08%	7.78%	C	-8
2025/02/13	30.798	No Trade	No Trade	2.16%	0	Absolutely No	0	0	Absolutely no Trade	-0.33%	6.24%	C	-12
2025/02/14	30.987	No Trade	No Trade	1.49%	0	Absolutely No	0	0	Absolutely no Trade	0.21%	5.45%	C	-14
2025/02/17	30.987	No Trade	No Trade	0.11%	0	Absolutely No	0	0	Absolutely no Trade	-0.02%	4.67%	C	-16
2025/02/18	30.654	No Trade	No Trade	7.67%	0	Absolutely No	0	-49	Absolutely no Trade	-1.17%	3.96%	C	-18



Date	9 day	9 vs 21 day	33 day
2024/12/30	Buy_9day	Buy 9 vs 21	Buy 33_Day
2025/01/02	Buy_9day	Buy 9 vs 21	Buy 33_Day
2025/01/03	Sell_9day	Buy 9 vs 21	Buy 33_Day
2025/01/06	Buy_9day	Buy 9 vs 21	Buy 33_Day
2025/01/07	Sell_9day	Buy 9 vs 21	Buy 33_Day
2025/01/08	Sell_9day	Buy 9 vs 21	Buy 33_Day
2025/01/09	Sell_9day	Buy 9 vs 21	Buy 33_Day
2025/01/10	Sell_9day	Buy 9 vs 21	Buy 33_Day
2025/01/13	Sell_9day	Sell 9 vs 21	Sell 33_Day
2025/01/14	Sell_9day	Sell 9 vs 21	Sell 33_Day
2025/01/15	Buy_9day	Sell 9 vs 21	Buy 33_Day
2025/01/16	Buy_9day	Sell 9 vs 21	Buy 33_Day
2025/01/17	Buy_9day	Sell 9 vs 21	Buy 33_Day
2025/01/20	Buy_9day	Sell 9 vs 21	Buy 33_Day
2025/01/21	Buy_9day	Sell 9 vs 21	Buy 33_Day
2025/01/22	Buy_9day	Sell 9 vs 21	Buy 33_Day
2025/01/23	Buy_9day	Buy 9 vs 21	Buy 33_Day
2025/01/24	Buy_9day	Buy 9 vs 21	Buy 33_Day
2025/01/27	Buy_9day	Buy 9 vs 21	Buy 33_Day
2025/01/28	Buy_9day	Buy 9 vs 21	Buy 33_Day
2025/01/29	Buy_9day	Buy 9 vs 21	Buy 33_Day
2025/01/30	Buy_9day	Buy 9 vs 21	Buy 33_Day
2025/01/31	Buy_9day	Buy 9 vs 21	Buy 33_Day
2025/02/03	Sell_9day	Buy 9 vs 21	Buy 33_Day
2025/02/04	Sell_9day	Buy 9 vs 21	Sell 33_Day
2025/02/05	Sell_9day	Buy 9 vs 21	Sell 33_Day
2025/02/06	Sell_9day	Buy 9 vs 21	Sell 33_Day
2025/02/07	Sell_9day	Buy 9 vs 21	Sell 33_Day
2025/02/10	Sell_9day	Buy 9 vs 21	Sell 33_Day
2025/02/11	Sell_9day	Sell 9 vs 21	Sell 33_Day
2025/02/12	Sell_9day	Sell 9 vs 21	Sell 33_Day
2025/02/13	Sell_9day	Sell 9 vs 21	Sell 33_Day
2025/02/14	Sell_9day	Sell 9 vs 21	Sell 33_Day
2025/02/17	Sell_9day	Sell 9 vs 21	Sell 33_Day
2025/02/18	Sell_9day	Sell 9 vs 21	Sell 33_Day

Strategy Universe

Pairs\_NYSE\_Capital Markets

Ascendant guidance

Research

Strategy\_Open Date

2025/01/10

Caterpillar Guidance

Trade

BLK.NYS

21 per. Mov. Avg. (BLK.NYS)

Linear (BLK.NYS)

INVH.NYS

21 per. Mov. Avg. (INVH.NYS)

Linear (INVH.NYS)

(+) : Mom Days

0

(-) : Mom Days

0

Guided : Factor

9 vs 21 day

324\_Buy Guidance

32.0%

324\_Sell Guidance

0.0%

Mom\_75 (days)

4.0%

9 vs 21 day

-3.88%

Price vs 9 day

-1.46%

AAPL.NAS

BuY

Apple Inc.

Technology

Technology Hardware, Storage & Peripherals

New York

Market Cap : (B)

3 474 674

KO.NYS

The Coca-Cola Company

Consumer Staples

Beverages

New York

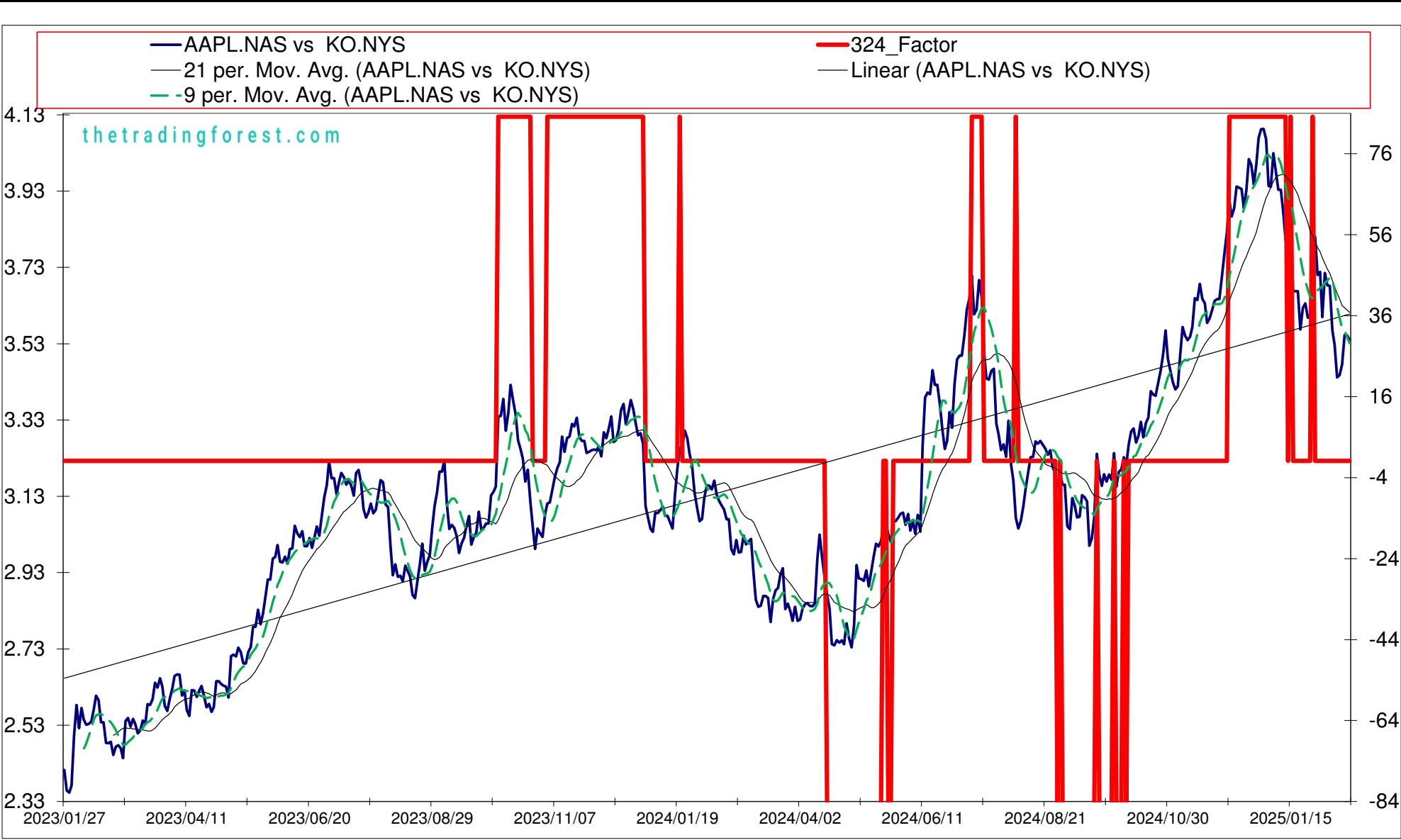
Market Cap : (B)

275 354

Follow the " 3day to 5day waiting period " before entering the trade : understand the Graph, Trend and Variables

Plan your enrty levels. Focus on the process not the outcome. Expect further short-term deviation from the trade signal. "Patience"

-2.311														40.508		-17.528	
Date	Price or Relative Price	Short_Term_ Radar	Medium_ Term_Radar	Caterpillar_ %	Wise_ Owl(Rnk)	324_Factor	Factor_324	Defcon _Index	Defcon _Index_Trade	Margin of Safety	75_Day_Mom	Trade_Rating (Guidance)	Trendsum				
2024/12/18	3.947	No Trade	No Trade	62.83%	50	Research	85	98	Research Defon Sell	11.41%	26.31%	B	32				
2024/12/19	4.000	No Trade	No Trade	70.83%	50	Research	85	100	Research Defon Sell	12.87%	28.86%	A	33				
2024/12/20	4.069	No Trade	No Trade	81.24%	50	Research	85	100	Research Defon Sell	14.76%	32.33%	A	32				
2024/12/23	4.092	No Trade	No Trade	84.10%	50	Research	85	100	Research Defon Sell	15.28%	33.02%	A	32				
2024/12/27	4.093	No Trade	No Trade	83.12%	50	Research	85	100	Research Defon Sell	15.10%	30.65%	A	33				
2024/12/30	4.066	No Trade	No Trade	78.16%	50	Research	85	99	Research Defon Sell	14.20%	30.00%	A	34				
2025/01/02	3.943	No Trade	No Trade	58.44%	50	Research	85	96	Research Defon Sell	10.62%	26.56%	B	32				
2025/01/03	3.941	Sell_Panda_ST	No Trade	57.85%	50	Research	85	96	Research Defon Sell	10.51%	31.36%	B	30				
2025/01/06	4.029	No Trade	No Trade	70.64%	50	Research	85	98	Research Defon Sell	12.83%	33.44%	B	25				
2025/01/07	3.981	Sell_Panda_ST	No Trade	63.01%	50	Research	85	97	Research Defon Sell	11.44%	29.43%	B	22				
2025/01/08	3.933	Sell_Panda_ST	Sell_Panda_ST	55.33%	50	Research	85	96	Research Defon Sell	10.05%	21.35%	B	19				
2025/01/09	3.933	Sell_Panda_ST	Sell_Panda_ST	55.07%	50	Research	85	96	Research Defon Sell	10.00%	23.47%	B	15				
2025/01/10	3.878	No Trade	No Trade	46.42%	0	Research	85	0	Absolutely no Trade	8.43%	22.84%	C	10				
2025/01/13	3.802	No Trade	No Trade	33.96%	0	Research	85	0	Absolutely no Trade	6.17%	19.28%	C	4				
2025/01/14	3.760	No Trade	No Trade	27.27%	0	Absolutely No	0	0	Absolutely no Trade	4.95%	18.68%	C	-2				
2025/01/15	3.851	No Trade	No Trade	40.96%	0	Research	85	0	Absolutely no Trade	7.44%	20.85%	C	-6				
2025/01/16	3.667	No Trade	No Trade	12.46%	0	Absolutely No	0	0	Absolutely no Trade	2.26%	15.56%	C	-10				
2025/01/17	3.667	No Trade	No Trade	12.30%	0	Absolutely No	0	0	Absolutely no Trade	2.23%	13.11%	C	-14				
2025/01/20	3.667	No Trade	No Trade	11.60%	0	Absolutely No	0	0	Absolutely no Trade	2.11%	16.26%	C	-18				
2025/01/21	3.567	No Trade	No Trade	5.06%	0	Absolutely No	0	0	Absolutely no Trade	-0.73%	11.68%	C	-22				
2025/01/22	3.623	No Trade	No Trade	4.34%	0	Absolutely No	0	0	Absolutely no Trade	0.79%	13.22%	C	-26				
2025/01/23	3.635	No Trade	No Trade	6.46%	0	Absolutely No	0	0	Absolutely no Trade	1.08%	12.46%	C	-29				
2025/01/24	3.598	No Trade	No Trade	0.04%	0	Absolutely No	0	0	Absolutely no Trade	0.01%	12.00%	C	-30				
2025/01/27	3.599	No Trade	No Trade	0.62%	0	Absolutely No	0	0	Absolutely no Trade	-0.09%	10.28%	C	-31				
2025/01/28	3.821	No Trade	No Trade	39.43%	0	Research	85	0	Absolutely no Trade	6.02%	15.80%	C	-28				
2025/01/29	3.810	No Trade	No Trade	37.14%	0	Absolutely No	0	0	Absolutely no Trade	5.67%	15.18%	C	-24				
2025/01/30	3.709	No Trade	No Trade	18.66%	0	Absolutely No	0	0	Absolutely no Trade	2.85%	13.41%	C	-21				
2025/01/31	3.718	No Trade	No Trade	19.88%	0	Absolutely No	0	0	Absolutely no Trade	3.04%	13.06%	C	-18				
2025/02/03	3.599	No Trade	No Trade	2.55%	0	Absolutely No	0	0	Absolutely no Trade	-0.37%	8.26%	C	-18				
2025/02/04	3.715	No Trade	No Trade	18.22%	0	Absolutely No	0	0	Absolutely no Trade	2.78%	13.10%	C	-18				
2025/02/05	3.683	No Trade	No Trade	12.21%	0	Absolutely No	0	0	Absolutely no Trade	1.86%	10.89%	C	-18				
2025/02/06	3.681	No Trade	No Trade	11.55%	0	Absolutely No	0	0	Absolutely no Trade	1.76%	10.33%	C	-17				
2025/02/07	3.566	No Trade	No Trade	10.08%	0	Absolutely No	0	0	Absolutely no Trade	-1.46%	4.72%	C	-19				
2025/02/10	3.527	No Trade	No Trade	18.33%	0	Absolutely No	0	-67	Absolutely no Trade	-2.66%	3.85%	C	-20				
2025/02/11	3.441	No Trade	No Trade	34.89%	0	Absolutely No	0	-70	Absolutely no Trade	-5.06%	1.42%	C	-22				
2025/02/12	3.447	No Trade	No Trade	33.97%	0	Absolutely No	0	-70	Absolutely no Trade	-4.93%	0.62%	C	-23				
2025/02/13	3.475	No Trade	No Trade	28.94%	0	Absolutely No	0	-69	Absolutely no Trade	-4.20%	0.50%	C	-24				
2025/02/14	3.552	No Trade	No Trade	14.70%	0	Absolutely No	0	-66	Absolutely no Trade	-2.13%	1.45%	C	-22				
2025/02/17	3.552	No Trade	No Trade	15.53%	0	Absolutely No	0	-66	Absolutely no Trade	-2.25%	-0.35%	C	-20				
2025/02/18	3.540	No Trade	No Trade	17.92%	0	Absolutely No	0	-68	Absolutely no Trade	-2.60%	1.43%	C	-19				



Date	9 day	9 vs 21 day	33 day
2024/12/30	Buy_9day	Buy 9 vs 21	Buy 33_Day
2025/01/02	Sell_9day	Buy 9 vs 21	Buy 33_Day
2025/01/03	Sell_9day	Buy 9 vs 21	Buy 33_Day
2025/01/06	Buy_9day	Buy 9 vs 21	Buy 33_Day
2025/01/07	Sell_9day	Buy 9 vs 21	Buy 33_Day
2025/01/08	Sell_9day	Buy 9 vs 21	Buy 33_Day
2025/01/09	Sell_9day	Buy 9 vs 21	Buy 33_Day
2025/01/10	Sell_9day	Buy 9 vs 21	Buy 33_Day
2025/01/13	Sell_9day	Sell 9 vs 21	Sell 33_Day
2025/01/14	Sell_9day	Sell 9 vs 21	Sell 33_Day
2025/01/15	Sell_9day	Sell 9 vs 21	Sell 33_Day
2025/01/16	Sell_9day	Sell 9 vs 21	Sell 33_Day
2025/01/17	Sell_9day	Sell 9 vs 21	Sell 33_Day
2025/01/20	Sell_9day	Sell 9 vs 21	Sell 33_Day
2025/01/21	Sell_9day	Sell 9 vs 21	Sell 33_Day
2025/01/22	Sell_9day	Sell 9 vs 21	Sell 33_Day
2025/01/23	Sell_9day	Sell 9 vs 21	Sell 33_Day
2025/01/24	Sell_9day	Sell 9 vs 21	Sell 33_Day
2025/01/27	Sell_9day	Sell 9 vs 21	Sell 33_Day
2025/01/28	Buy_9day	Sell 9 vs 21	Sell 33_Day
2025/01/29	Buy_9day	Sell 9 vs 21	Sell 33_Day
2025/01/30	Buy_9day	Sell 9 vs 21	Sell 33_Day
2025/01/31	Buy_9day	Sell 9 vs 21	Sell 33_Day
2025/02/03	Sell_9day	Sell 9 vs 21	Sell 33_Day
2025/02/04	Buy_9day	Sell 9 vs 21	Sell 33_Day
2025/02/05	Sell_9day	Sell 9 vs 21	Sell 33_Day
2025/02/06	Sell_9day	Sell 9 vs 21	Sell 33_Day
2025/02/07	Sell_9day	Buy 9 vs 21	Sell 33_Day
2025/02/10	Sell_9day	Sell 9 vs 21	Sell 33_Day
2025/02/11	Sell_9day	Sell 9 vs 21	Sell 33_Day
2025/02/12	Sell_9day	Sell 9 vs 21	Sell 33_Day
2025/02/13	Sell_9day	Sell 9 vs 21	Sell 33_Day
2025/02/14	Sell_9day	Sell 9 vs 21	Sell 33_Day
2025/02/17	Buy_9day	Sell 9 vs 21	Sell 33_Day
2025/02/18	Buy_9day	Sell 9 vs 21	Sell 33_Day

Strategy Universe

Pairs\_NYSE\_Dow

Ascendant guidance

Trade

Strategy\_Open Date

2025/01/10

Caterpillar Guidance

Trade

AAPL.NAS

21 per. Mov. Avg. (AAPL.NAS)

Linear (AAPL.NAS)

KO.NYS

21 per. Mov. Avg. (KO.NYS)

Linear (KO.NYS)

(+) : Mom Days

0

(-) : Mom Days

0

Guided : Factor

9 vs 21 day

324\_Buy Guidance

58.8%

324\_Sell Guidance

0.0%

Mom\_75 (days)

1.4%

9 vs 21 day

-2.24%

Price vs 9 day

0.26%



S  
e  
l  
l

ABT.NYS

Abbott Laboratories

Health Care

Health Care Equipment & Supplies

New York

Market Cap : (B)

204 249

Follow the " 3day to 5day waiting period " before entering the trade : understand the Graph, Trend and Variables

BAX.NYS

Baxter International

Health Care

Health Care Equipment & Supplies

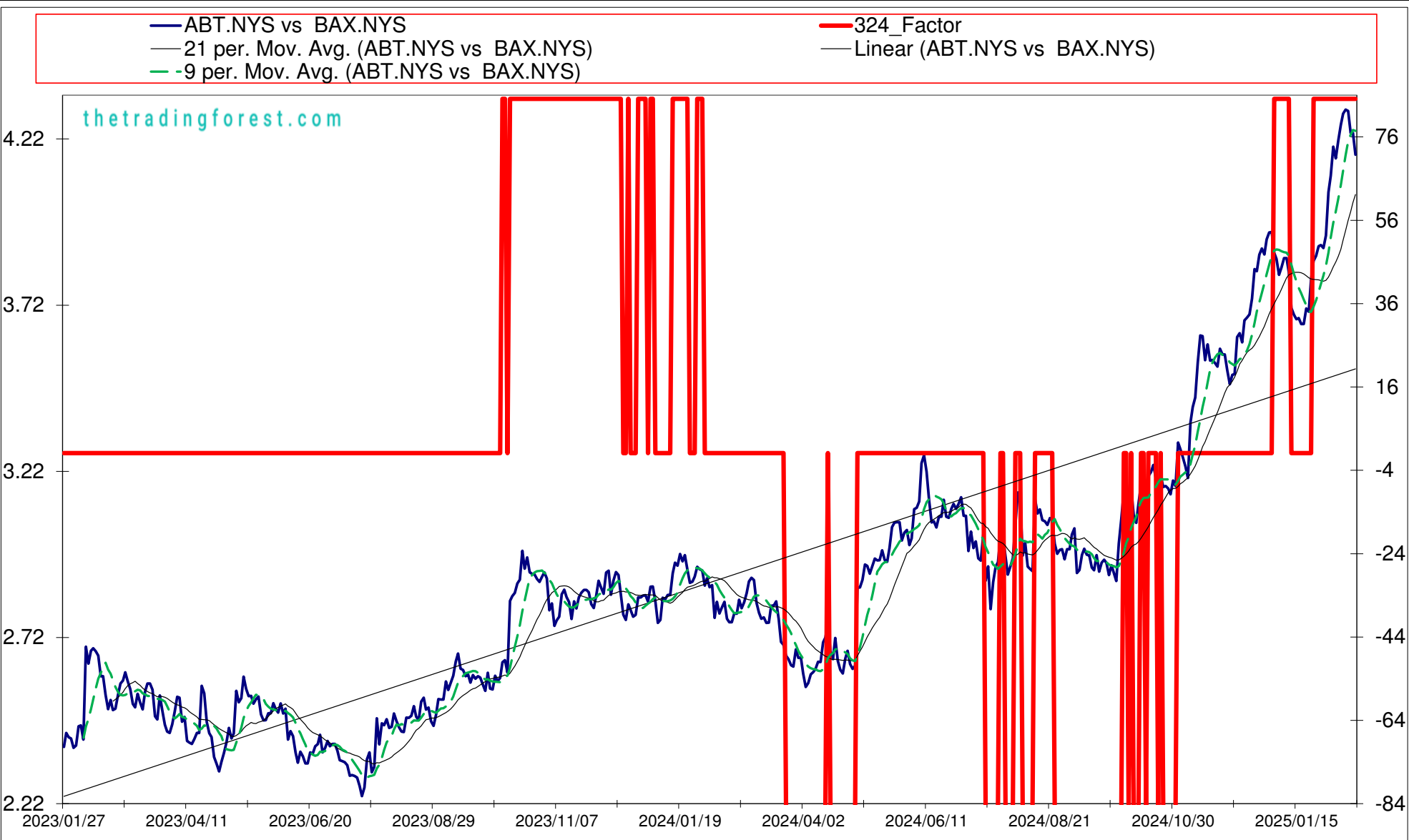
New York

Market Cap : (B)

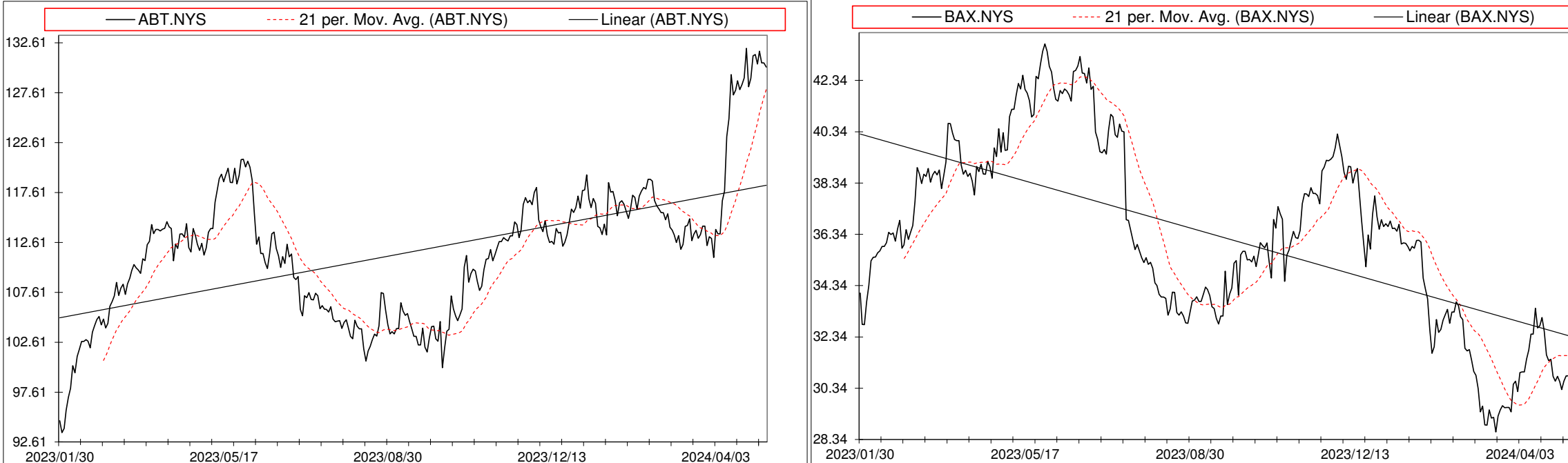
16 957

Plan your enrty levels. Focus on the process not the outcome. Expect further short-term deviation from the trade signal. "Patience"

-2.264												67.543		-29.838	
Date	Price or Relative Price	Short_Term_ Radar	Medium_ Term_Radar	Caterpillar_ %	Wise_ Owl(Rnk)	324_Factor	Factor_324	Defcon _Index	Defcon _Index_Trade	Margin of Safety	75_Day_Mom	Trade_Rating (Guidance)	Trendsum		
2024/12/18	3.872	No Trade	No Trade	51.19%	0	Absolutely No	0	100	Research Defon Sell	9.88%	32.89%	C	15		
2024/12/19	3.890	No Trade	No Trade	53.50%	0	Absolutely No	0	100	Research Defon Sell	10.32%	33.10%	C	17		
2024/12/20	3.872	No Trade	No Trade	50.50%	0	Absolutely No	0	100	Research Defon Sell	9.75%	30.47%	C	19		
2024/12/23	3.917	No Trade	No Trade	55.97%	0	Absolutely No	0	100	Research Defon Sell	10.80%	31.16%	C	21		
2024/12/27	3.938	No Trade	No Trade	57.42%	0	Absolutely No	0	100	Research Defon Sell	11.08%	32.63%	C	24		
2024/12/30	3.940	No Trade	No Trade	56.53%	0	Absolutely No	0	100	Research Defon Sell	10.91%	32.80%	C	27		
2025/01/02	3.877	No Trade	No Trade	46.21%	50	Research	85	98	Research Defon Sell	8.92%	32.30%	B	29		
2025/01/03	3.859	No Trade	No Trade	43.16%	50	Research	85	98	Research Defon Sell	8.33%	32.07%	B	29		
2025/01/06	3.811	Sell_Panda_ST	No Trade	35.14%	50	Research	85	97	Research Defon Sell	6.78%	28.44%	B	27		
2025/01/07	3.834	Sell_Panda_ST	No Trade	38.03%	50	Research	85	97	Research Defon Sell	7.34%	31.38%	B	23		
2025/01/08	3.861	Sell_Panda_ST	No Trade	41.63%	50	Research	85	98	Research Defon Sell	8.03%	31.10%	B	19		
2025/01/09	3.861	Sell_Panda_ST	No Trade	41.26%	50	Research	85	98	Research Defon Sell	7.96%	30.71%	B	17		
2025/01/10	3.817	Sell_Panda_ST	No Trade	34.56%	50	Research	85	97	Research Defon Sell	6.67%	29.68%	B	14		
2025/01/13	3.711	No Trade	No Trade	18.09%	0	Absolutely No	0	0	Absolutely no Trade	3.49%	27.63%	C	10		
2025/01/14	3.691	No Trade	No Trade	14.83%	0	Absolutely No	0	0	Absolutely no Trade	2.86%	25.67%	C	6		
2025/01/15	3.678	No Trade	No Trade	12.53%	0	Absolutely No	0	0	Absolutely no Trade	2.42%	26.28%	C	2		
2025/01/16	3.680	No Trade	No Trade	12.59%	0	Absolutely No	0	0	Absolutely no Trade	2.43%	27.37%	C	-1		
2025/01/17	3.663	No Trade	No Trade	9.72%	0	Absolutely No	0	0	Absolutely no Trade	1.88%	21.99%	C	-4		
2025/01/20	3.663	No Trade	No Trade	8.67%	0	Absolutely No	0	0	Absolutely no Trade	1.67%	19.06%	C	-8		
2025/01/21	3.710	No Trade	No Trade	15.06%	0	Absolutely No	0	0	Absolutely no Trade	2.91%	17.43%	C	-11		
2025/01/22	3.700	No Trade	No Trade	13.32%	0	Absolutely No	0	0	Absolutely no Trade	2.57%	15.66%	C	-16		
2025/01/23	3.797	No Trade	No Trade	26.88%	0	Absolutely No	0	96	Research Defon Sell	5.19%	22.44%	C	-17		
2025/01/24	3.853	No Trade	No Trade	34.52%	50	Research	85	98	Research Defon Sell	6.66%	21.58%	B	-17		
2025/01/27	3.868	No Trade	No Trade	35.59%	50	Research	85	98	Research Defon Sell	6.87%	25.26%	B	-14		
2025/01/28	3.897	No Trade	No Trade	39.33%	50	Research	85	99	Research Defon Sell	7.59%	27.17%	B	-10		
2025/01/29	3.901	No Trade	No Trade	41.72%	50	Research	85	99	Research Defon Sell	7.62%	24.92%	A	-6		
2025/01/30	3.892	No Trade	No Trade	39.97%	50	Research	85	99	Research Defon Sell	7.30%	22.46%	B	-2		
2025/01/31	3.929	No Trade	No Trade	51.20%	50	Research	85	100	Research Defon Sell	8.26%	23.69%	A	2		
2025/02/03	4.060	No Trade	No Trade	73.49%	50	Research	85	100	Research Defon Sell	11.64%	28.21%	A	4		
2025/02/04	4.109	No Trade	No Trade	82.42%	50	Research	85	100	Research Defon Sell	12.92%	28.20%	A	7		
2025/02/05	4.196	No Trade	No Trade	99.97%	50	Research	85	100	Research Defon Sell	15.25%	30.46%	A	9		
2025/02/06	4.162	No Trade	No Trade	93.22%	50	Research	85	99	Research Defon Sell	14.22%	28.48%	A	11		
2025/02/07	4.215	No Trade	No Trade	100.00%	50	Research	85	100	Research Defon Sell	15.61%	31.76%	A	13		
2025/02/10	4.262	No Trade	No Trade	100.00%	50	Research	85	100	Research Defon Sell	16.66%	34.30%	A	16		
2025/02/11	4.295	No Trade	No Trade	100.00%	50	Research	85	100	Research Defon Sell	17.50%	33.88%	A	20		
2025/02/12	4.308	No Trade	No Trade	100.00%	50	Research	85	100	Research Defon Sell	17.77%	35.78%	A	24		
2025/02/13	4.304	No Trade	No Trade	98.95%	50	Research	85	100	Research Defon Sell	17.59%	35.54%	A	27		
2025/02/14	4.238	No Trade	No Trade	88.35%	50	Research	85	98	Research Defon Sell	15.70%	33.78%	B	29		
2025/02/17	4.238	No Trade	No Trade	87.07%	50	Research	85	98	Research Defon Sell	15.47%	34.50%	B	29		
2025/02/18	4.172	Sell_Panda_ST	No Trade	76.62%	50	Research	85	97	Research Defon Sell	13.62%	30.73%	B	27		



Date	9 day	9 vs 21 day	33 day
2024/12/30	Buy_9day	Buy 9 vs 21	Buy 33_Day
2025/01/02	Sell_9day	Buy 9 vs 21	Buy 33_Day
2025/01/03	Sell_9day	Buy 9 vs 21	Buy 33_Day
2025/01/06	Sell_9day	Buy 9 vs 21	Buy 33_Day
2025/01/07	Sell_9day	Buy 9 vs 21	Buy 33_Day
2025/01/08	Sell_9day	Buy 9 vs 21	Buy 33_Day
2025/01/09	Sell_9day	Buy 9 vs 21	Buy 33_Day
2025/01/10	Sell_9day	Buy 9 vs 21	Buy 33_Day
2025/01/13	Sell_9day	Buy 9 vs 21	Sell 33_Day
2025/01/14	Sell_9day	Sell 9 vs 21	Sell 33_Day
2025/01/15	Sell_9day	Sell 9 vs 21	Sell 33_Day
2025/01/16	Sell_9day	Sell 9 vs 21	Sell 33_Day
2025/01/17	Sell_9day	Sell 9 vs 21	Sell 33_Day
2025/01/20	Sell_9day	Sell 9 vs 21	Sell 33_Day
2025/01/21	Sell_9day	Sell 9 vs 21	Sell 33_Day
2025/01/22	Sell_9day	Sell 9 vs 21	Sell 33_Day
2025/01/23	Buy_9day	Sell 9 vs 21	Buy 33_Day
2025/01/24	Buy_9day	Sell 9 vs 21	Buy 33_Day
2025/01/27	Buy_9day	Sell 9 vs 21	Buy 33_Day
2025/01/28	Buy_9day	Sell 9 vs 21	Buy 33_Day
2025/01/29	Buy_9day	Sell 9 vs 21	Buy 33_Day
2025/01/30	Buy_9day	Buy 9 vs 21	Buy 33_Day
2025/01/31	Buy_9day	Buy 9 vs 21	Buy 33_Day
2025/02/03	Buy_9day	Buy 9 vs 21	Buy 33_Day
2025/02/04	Buy_9day	Buy 9 vs 21	Buy 33_Day
2025/02/05	Buy_9day	Buy 9 vs 21	Buy 33_Day
2025/02/06	Buy_9day	Buy 9 vs 21	Buy 33_Day
2025/02/07	Buy_9day	Buy 9 vs 21	Buy 33_Day
2025/02/10	Buy_9day	Buy 9 vs 21	Buy 33_Day
2025/02/11	Buy_9day	Buy 9 vs 21	Buy 33_Day
2025/02/12	Buy_9day	Buy 9 vs 21	Buy 33_Day
2025/02/13	Buy_9day	Buy 9 vs 21	Buy 33_Day
2025/02/14	Buy_9day	Buy 9 vs 21	Buy 33_Day
2025/02/17	Sell_9day	Buy 9 vs 21	Buy 33_Day
2025/02/18	Sell_9day	Buy 9 vs 21	Buy 33_Day

Strategy Universe	Pairs_NYSE_Health Care Equipment	Ascendant guidance	Research	Strategy_Open Date	2025/01/10	Caterpillar Guidance	Trade	
<div><div><div>— ABT.NYS</div><div>--- 21 per. Mov. Avg. (ABT.NYS)</div><div>— Linear (ABT.NYS)</div></div><div><div>— BAX.NYS</div><div>--- 21 per. Mov. Avg. (BAX.NYS)</div><div>— Linear (BAX.NYS)</div></div></div> 							(+) : Mom Days	97
							(-) : Mom Days	0
							Guided : Factor	66 day
							324_Buy Guidance	0.0%
							324_Sell Guidance	96.9%
							Mom_75 (days)	30.7%
							9 vs 21 day	4.72%
							Price vs 9 day	-1.68%

S  
e  
|  
|

ADP.NAS

Automatic Data Processing, Inc.

Technology

IT Services

New York

Market Cap : (B)

124 335

NXPI.NAS

NXP Semiconductors

Technology

Semiconductors

New York

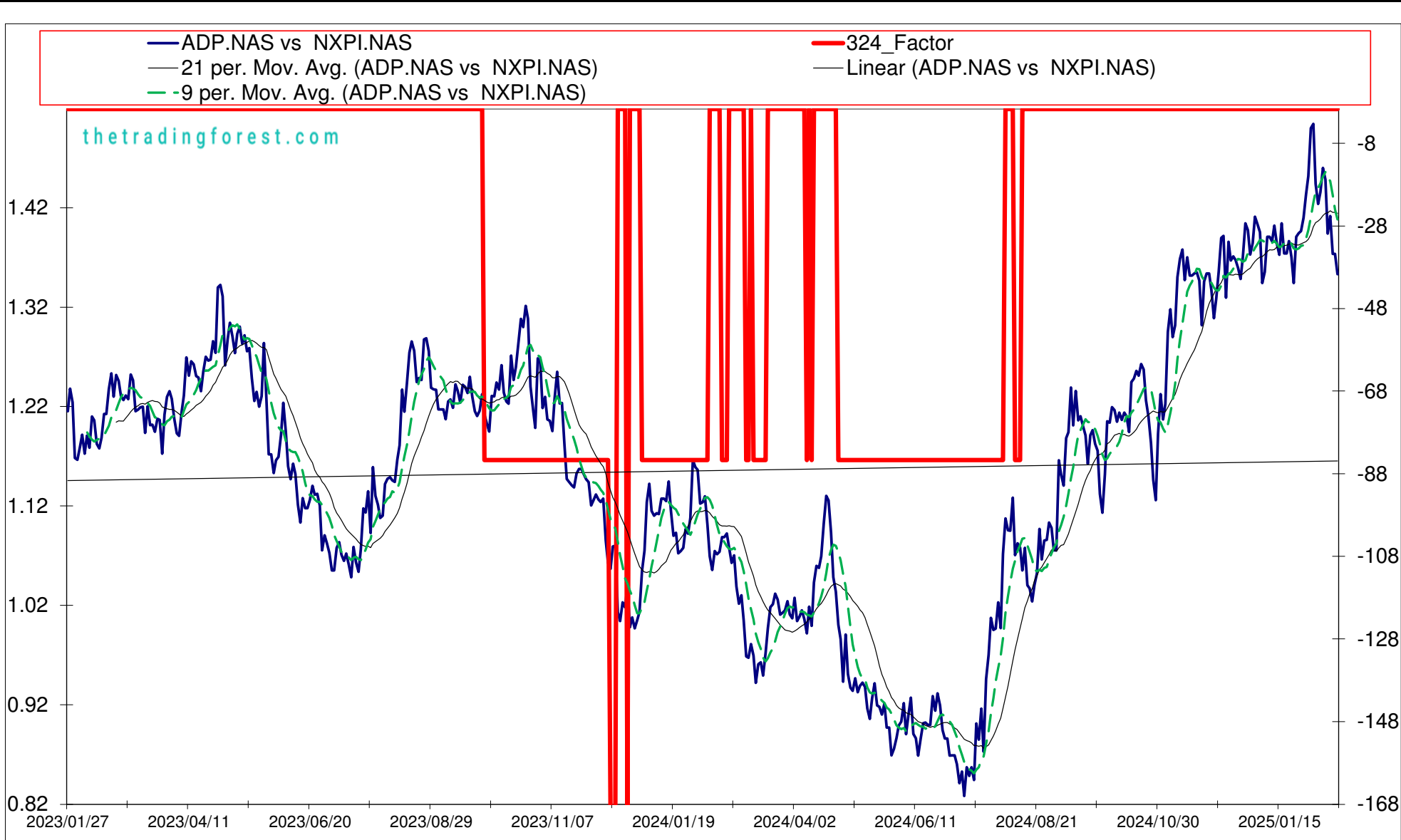
Market Cap : (B)

57 536

Follow the " 3day to 5day waiting period " before entering the trade : understand the Graph, Trend and Variables

Plan your enrty levels. Focus on the process not the outcome. Expect further short-term deviation from the trade signal. "Patience"

-2.273														56.548		-24.882	
Date	Price or Relative Price	Short_Term_ Radar	Medium_ Term_Radar	Caterpillar_ %	Wise_ Owl(Rnk)	324_Factor	Factor_324	Defcon _Index	Defcon _Index_Trade	Margin of Safety	75_Day_Mom	Trade_Rating (Guidance)	Trendsum				
2024/12/18	1.372	No Trade	No Trade	21.97%	0	Absolutely No	0	95	Research Defon Sell	9.13%	20.20%	C	2				
2024/12/19	1.406	No Trade	No Trade	28.25%	0	Absolutely No	0	98	Research Defon Sell	11.74%	18.21%	C	3				
2024/12/20	1.398	No Trade	No Trade	26.74%	0	Absolutely No	0	98	Research Defon Sell	11.11%	17.02%	C	3				
2024/12/23	1.374	No Trade	No Trade	21.56%	0	Absolutely No	0	97	Research Defon Sell	8.96%	10.79%	C	3				
2024/12/27	1.386	No Trade	No Trade	23.14%	0	Absolutely No	0	98	Research Defon Sell	9.62%	15.28%	C	6				
2024/12/30	1.412	No Trade	No Trade	27.71%	0	Absolutely No	0	99	Research Defon Sell	11.51%	14.20%	C	7				
2025/01/02	1.405	No Trade	No Trade	25.80%	0	Absolutely No	0	99	Research Defon Sell	10.72%	16.38%	C	9				
2025/01/03	1.397	No Trade	No Trade	24.12%	0	Absolutely No	0	99	Research Defon Sell	10.02%	15.30%	C	13				
2025/01/06	1.345	Sell_Panda_ST	Sell_Panda_ST	13.96%	0	Absolutely No	0	95	Research Defon Sell	5.80%	11.99%	C	13				
2025/01/07	1.357	No Trade	No Trade	15.93%	0	Absolutely No	0	96	Research Defon Sell	6.62%	13.83%	C	11				
2025/01/08	1.392	No Trade	No Trade	22.42%	0	Absolutely No	0	99	Research Defon Sell	9.32%	19.65%	C	8				
2025/01/09	1.392	No Trade	No Trade	22.26%	0	Absolutely No	0	99	Research Defon Sell	9.25%	16.76%	C	6				
2025/01/10	1.387	No Trade	No Trade	21.27%	0	Absolutely No	0	98	Research Defon Sell	8.84%	15.89%	C	5				
2025/01/13	1.403	No Trade	No Trade	23.76%	0	Absolutely No	0	99	Research Defon Sell	9.87%	18.56%	C	6				
2025/01/14	1.385	No Trade	No Trade	20.16%	0	Absolutely No	0	98	Research Defon Sell	8.38%	17.72%	C	6				
2025/01/15	1.374	No Trade	No Trade	17.91%	0	Absolutely No	0	97	Research Defon Sell	7.44%	21.26%	C	5				
2025/01/16	1.406	No Trade	No Trade	23.74%	0	Absolutely No	0	100	Research Defon Sell	9.86%	26.16%	C	5				
2025/01/17	1.375	No Trade	No Trade	17.90%	0	Absolutely No	0	97	Research Defon Sell	7.44%	19.28%	C	8				
2025/01/20	1.375	No Trade	No Trade	17.43%	0	Absolutely No	0	97	Research Defon Sell	7.24%	14.03%	C	8				
2025/01/21	1.388	No Trade	No Trade	19.57%	0	Absolutely No	0	98	Research Defon Sell	8.13%	15.17%	C	7				
2025/01/22	1.371	No Trade	No Trade	16.41%	0	Absolutely No	0	97	Research Defon Sell	6.82%	12.39%	C	2				
2025/01/23	1.345	No Trade	No Trade	11.35%	0	Absolutely No	0	95	Research Defon Sell	4.72%	10.51%	C	-2				
2025/01/24	1.392	No Trade	No Trade	19.95%	0	Absolutely No	0	99	Research Defon Sell	8.29%	15.47%	C	-6				
2025/01/27	1.396	No Trade	No Trade	20.14%	0	Absolutely No	0	99	Research Defon Sell	8.37%	14.88%	C	-8				
2025/01/28	1.398	No Trade	No Trade	20.39%	0	Absolutely No	0	99	Research Defon Sell	8.47%	15.75%	C	-7				
2025/01/29	1.411	No Trade	No Trade	22.73%	0	Absolutely No	0	100	Research Defon Sell	9.45%	16.15%	C	-5				
2025/01/30	1.435	No Trade	No Trade	26.97%	0	Absolutely No	0	100	Research Defon Sell	11.21%	18.46%	C	-2				
2025/01/31	1.453	No Trade	No Trade	30.23%	0	Absolutely No	0	100	Research Defon Sell	12.56%	21.55%	C	2				
2025/02/03	1.501	No Trade	No Trade	40.16%	0	Absolutely No	0	100	Research Defon Sell	16.09%	20.51%	C	5				
2025/02/04	1.505	No Trade	No Trade	46.52%	0	Absolutely No	0	100	Research Defon Sell	16.34%	20.51%	C	8				
2025/02/05	1.445	No Trade	No Trade	33.09%	0	Absolutely No	0	96	Research Defon Sell	11.62%	14.97%	C	10				
2025/02/06	1.425	No Trade	No Trade	28.49%	0	Absolutely No	0	0	Absolutely no Trade	10.01%	13.81%	C	9				
2025/02/07	1.437	No Trade	No Trade	30.92%	0	Absolutely No	0	95	Research Defon Sell	10.86%	13.68%	C	8				
2025/02/10	1.461	No Trade	No Trade	36.26%	0	Absolutely No	0	97	Research Defon Sell	12.54%	16.12%	C	6				
2025/02/11	1.449	No Trade	No Trade	35.46%	0	Absolutely No	0	96	Research Defon Sell	11.56%	18.09%	C	5				
2025/02/12	1.395	No Trade	No Trade	22.47%	0	Absolutely No	0	0	Absolutely no Trade	7.32%	15.24%	C	3				
2025/02/13	1.413	No Trade	No Trade	26.41%	0	Absolutely No	0	0	Absolutely no Trade	8.61%	19.29%	C	1				
2025/02/14	1.375	No Trade	No Trade	17.27%	0	Absolutely No	0	0	Absolutely no Trade	5.63%	19.85%	C	-1				
2025/02/17	1.375	No Trade	No Trade	16.70%	0	Absolutely No	0	0	Absolutely no Trade	5.45%	22.03%	C	-4				
2025/02/18	1.354	No Trade	No Trade	11.70%	0	Absolutely No	0	0	Absolutely no Trade	3.81%	13.48%	C	-7				



Date	9 day	9 vs 21 day	33 day
2024/12/30	Buy_9day	Buy 9 vs 21	Buy 33_Day
2025/01/02	Buy_9day	Buy 9 vs 21	Buy 33_Day
2025/01/03	Buy_9day	Buy 9 vs 21	Buy 33_Day
2025/01/06	Sell_9day	Buy 9 vs 21	Sell 33_Day
2025/01/07	Sell_9day	Buy 9 vs 21	Sell 33_Day
2025/01/08	Buy_9day	Buy 9 vs 21	Buy 33_Day
2025/01/09	Buy_9day	Buy 9 vs 21	Buy 33_Day
2025/01/10	Buy_9day	Buy 9 vs 21	Buy 33_Day
2025/01/13	Buy_9day	Buy 9 vs 21	Buy 33_Day
2025/01/14	Buy_9day	Buy 9 vs 21	Buy 33_Day
2025/01/15	Sell_9day	Buy 9 vs 21	Buy 33_Day
2025/01/16	Buy_9day	Sell 9 vs 21	Buy 33_Day
2025/01/17	Sell_9day	Buy 9 vs 21	Buy 33_Day
2025/01/20	Sell_9day	Buy 9 vs 21	Buy 33_Day
2025/01/21	Buy_9day	Buy 9 vs 21	Buy 33_Day
2025/01/22	Sell_9day	Sell 9 vs 21	Sell 33_Day
2025/01/23	Sell_9day	Sell 9 vs 21	Sell 33_Day
2025/01/24	Buy_9day	Sell 9 vs 21	Buy 33_Day
2025/01/27	Buy_9day	Sell 9 vs 21	Buy 33_Day
2025/01/28	Buy_9day	Sell 9 vs 21	Buy 33_Day
2025/01/29	Buy_9day	Sell 9 vs 21	Buy 33_Day
2025/01/30	Buy_9day	Buy 9 vs 21	Buy 33_Day
2025/01/31	Buy_9day	Buy 9 vs 21	Buy 33_Day
2025/02/03	Buy_9day	Buy 9 vs 21	Buy 33_Day
2025/02/04	Buy_9day	Buy 9 vs 21	Buy 33_Day
2025/02/05	Buy_9day	Buy 9 vs 21	Buy 33_Day
2025/02/06	Sell_9day	Buy 9 vs 21	Buy 33_Day
2025/02/07	Sell_9day	Buy 9 vs 21	Buy 33_Day
2025/02/10	Buy_9day	Buy 9 vs 21	Buy 33_Day
2025/02/11	Sell_9day	Buy 9 vs 21	Buy 33_Day
2025/02/12	Sell_9day	Buy 9 vs 21	Sell 33_Day
2025/02/13	Sell_9day	Buy 9 vs 21	Buy 33_Day
2025/02/14	Sell_9day	Buy 9 vs 21	Sell 33_Day
2025/02/17	Sell_9day	Buy 9 vs 21	Sell 33_Day
2025/02/18	Sell_9day	Sell 9 vs 21	Sell 33_Day

Strategy Universe	Pairs_NYSE_Nasdaq50	Ascendant guidance	Trade	Strategy_Open Date	2025/01/10	Caterpillar Guidance	Trade	
<div><div><div>—ADP.NAS</div><div>-----21 per. Mov. Avg. (ADP.NAS)</div><div>——Linear (ADP.NAS)</div></div><div><div>—NXPI.NAS</div><div>-----21 per. Mov. Avg. (NXPI.NAS)</div><div>——Linear (NXPI.NAS)</div></div></div>							(+) : Mom Days	0
							(-) : Mom Days	0
							Guided : Factor	9 vs 21 day
							324_Buy Guidance	0.0%
							324_Sell Guidance	90.0%
							Mom_75 (days)	13.5%
							9 vs 21 day	-0.43%
							Price vs 9 day	-3.91%



S  
e  
|  
|

ADSK.NAS

Autodesk

Technology

Software

New York

Market Cap : (B)

69 085

Follow the " 3day to 5day waiting period " before entering the trade : understand the Graph, Trend and Variables

HRS.NYS

L3Harris Technologies

Information Technology

Electronic Equipment & Instruments

New York

Market Cap : (B)

47 068

Plan your enrty levels. Focus on the process not the outcome. Expect further short-term deviation from the trade signal. "Patience"

-2.336										35.419		-15.160	
Date	Price or Relative Price	Short_Term_ Radar	Medium_ Term_Radar	Caterpillar_ %	Wise_ Owl(Rnk)	324_Factor	Factor_324	Defcon _Index	Defcon _Index_Trade	Margin of Safety	75_Day_Mom	Trade_Rating (Guidance)	Trendsum
2024/12/18	1.372	No Trade	No Trade	47.06%	0	Absolutely No	0	99	Research Defon Sell	10.27%	26.72%	C	27
2024/12/19	1.394	No Trade	No Trade	54.95%	0	Absolutely No	0	100	Research Defon Sell	11.99%	26.52%	C	28
2024/12/20	1.396	No Trade	No Trade	55.52%	0	Absolutely No	0	100	Research Defon Sell	12.11%	25.19%	C	29
2024/12/23	1.396	No Trade	No Trade	55.14%	30	Absolutely No	0	100	Research Defon Sell	12.03%	23.54%	C	31
2024/12/27	1.401	No Trade	No Trade	56.19%	30	Absolutely No	0	100	Research Defon Sell	12.26%	22.83%	C	33
2024/12/30	1.424	No Trade	No Trade	63.98%	50	Research	85	100	Research Defon Sell	13.96%	25.22%	A	35
2025/01/02	1.415	No Trade	No Trade	59.96%	50	Research	85	99	Research Defon Sell	13.08%	23.13%	A	36
2025/01/03	1.402	No Trade	No Trade	55.17%	50	Research	85	98	Research Defon Sell	12.04%	21.33%	B	36
2025/01/06	1.432	No Trade	No Trade	65.57%	50	Research	85	100	Research Defon Sell	14.31%	23.24%	A	36
2025/01/07	1.433	No Trade	No Trade	65.67%	50	Research	85	100	Research Defon Sell	14.33%	24.55%	A	35
2025/01/08	1.431	No Trade	No Trade	64.79%	50	Research	85	100	Research Defon Sell	14.14%	22.23%	A	36
2025/01/09	1.431	No Trade	No Trade	64.60%	50	Research	85	100	Research Defon Sell	14.10%	24.83%	A	37
2025/01/10	1.368	Sell_Panda_ST	Sell_Panda_ST	41.57%	50	Research	85	96	Research Defon Sell	9.07%	21.15%	B	35
2025/01/13	1.331	Sell_Panda_ST	Sell_Panda_ST	27.64%	30	Research	85	0	Absolutely no Trade	6.03%	15.91%	C	31
2025/01/14	1.335	Sell_Panda_ST	Sell_Panda_ST	28.76%	0	Research	85	0	Absolutely no Trade	6.27%	16.22%	C	27
2025/01/15	1.359	Sell_Panda_ST	Sell_Panda_ST	37.23%	0	Research	85	0	Absolutely no Trade	8.12%	15.09%	C	23
2025/01/16	1.328	Sell_Panda_ST	Sell_Panda_ST	25.78%	0	Absolutely No	0	0	Absolutely no Trade	5.62%	14.75%	C	19
2025/01/17	1.336	Sell_Panda_ST	Sell_Panda_ST	38.83%	0	Research	85	0	Absolutely no Trade	6.24%	15.36%	C	13
2025/01/20	1.336	No Trade	No Trade	38.14%	0	Research	85	0	Absolutely no Trade	6.13%	22.52%	C	8
2025/01/21	1.332	No Trade	No Trade	36.09%	0	Absolutely No	0	0	Absolutely no Trade	5.80%	20.65%	C	3
2025/01/22	1.370	No Trade	No Trade	54.43%	50	Research	85	96	Research Defon Sell	8.75%	23.99%	B	2
2025/01/23	1.370	No Trade	No Trade	58.94%	50	Research	85	96	Research Defon Sell	8.71%	23.09%	B	3
2025/01/24	1.376	No Trade	No Trade	61.91%	50	Research	85	96	Research Defon Sell	9.15%	24.47%	B	5
2025/01/27	1.345	No Trade	No Trade	44.81%	0	Research	85	0	Absolutely no Trade	6.62%	18.01%	C	7
2025/01/28	1.453	No Trade	No Trade	100.00%	50	Research	85	100	Research Defon Sell	15.11%	27.11%	A	8
2025/01/29	1.435	No Trade	No Trade	90.34%	50	Research	85	99	Research Defon Sell	13.65%	25.24%	B	9
2025/01/30	1.462	No Trade	No Trade	100.00%	50	Research	85	100	Research Defon Sell	15.71%	27.67%	A	11
2025/01/31	1.469	No Trade	No Trade	100.00%	50	Research	85	100	Research Defon Sell	16.22%	27.77%	A	14
2025/02/03	1.439	No Trade	No Trade	84.96%	50	Research	85	98	Research Defon Sell	13.78%	23.23%	B	17
2025/02/04	1.456	No Trade	No Trade	93.04%	50	Research	85	99	Research Defon Sell	15.09%	24.96%	A	18
2025/02/05	1.490	No Trade	No Trade	100.00%	50	Research	85	100	Research Defon Sell	17.71%	27.31%	A	20
2025/02/06	1.489	No Trade	No Trade	99.30%	50	Research	85	100	Research Defon Sell	17.59%	26.43%	A	22
2025/02/07	1.461	No Trade	No Trade	86.61%	50	Research	85	98	Research Defon Sell	15.34%	25.11%	B	23
2025/02/10	1.463	No Trade	No Trade	86.96%	50	Research	85	98	Research Defon Sell	15.40%	24.24%	B	25
2025/02/11	1.450	Sell_Panda_ST	No Trade	80.68%	50	Research	85	97	Research Defon Sell	14.29%	24.47%	B	24
2025/02/12	1.482	No Trade	No Trade	94.79%	50	Research	85	99	Research Defon Sell	16.79%	26.62%	A	21
2025/02/13	1.517	No Trade	No Trade	100.00%	50	Research	85	100	Research Defon Sell	19.55%	34.11%	A	20
2025/02/14	1.532	No Trade	No Trade	100.00%	50	Research	85	100	Research Defon Sell	20.65%	32.61%	A	19
2025/02/17	1.532	No Trade	No Trade	99.40%	50	Research	85	100	Research Defon Sell	20.52%	29.61%	A	20
2025/02/18	1.511	No Trade	No Trade	91.15%	50	Research	85	99	Research Defon Sell	18.82%	28.37%	B	22



CRM.NYS

B

u

y

Salesforce  
Technology  
Software

New York

Market Cap : (B)

326 971

Follow the " 3day to 5day waiting period " before entering the trade : understand the Graph, Trend and Variables

HRS.NYS

L3Harris Technologies

Information Technology

Electronic Equipment & Instruments

New York

Market Cap : (B)

47 068

Plan your enrty levels. Focus on the process not the outcome. Expect further short-term deviation from the trade signal. "Patience"

-2.413														24.289		-10.067	
Date	Price or Relative Price	Short_Term_ Radar	Medium_ Term_Radar	Caterpillar_ %	Wise_ Owl(Rnk)	324_Factor	Factor_324	Defcon _Index	Defcon _Index_Trade	Margin of Safety	75_Day_Mom	Trade_Rating (Guidance)	Trendsum				
2024/12/18	1.580	No Trade	No Trade	84.49%	50	Research	85	98	Research Defon Sell	17.44%	49.28%	B	28				
2024/12/19	1.596	No Trade	No Trade	90.15%	50	Research	85	99	Research Defon Sell	18.61%	48.67%	A	26				
2024/12/20	1.609	No Trade	No Trade	94.69%	50	Research	85	100	Research Defon Sell	19.55%	50.12%	A	26				
2024/12/23	1.610	No Trade	No Trade	94.43%	50	Research	85	100	Research Defon Sell	19.50%	49.02%	A	29				
2024/12/27	1.594	No Trade	No Trade	88.15%	50	Research	85	99	Research Defon Sell	18.20%	44.96%	A	30				
2024/12/30	1.607	No Trade	No Trade	92.47%	60	Research	85	100	Research Defon Sell	19.09%	44.71%	A	31				
2025/01/02	1.595	Sell_Panda_ST	No Trade	87.67%	50	Research	85	99	Research Defon Sell	18.10%	43.93%	A	30				
2025/01/03	1.587	Sell_Panda_ST	No Trade	84.84%	50	Research	85	99	Research Defon Sell	17.52%	43.14%	B	26				
2025/01/06	1.618	No Trade	No Trade	95.48%	50	Research	85	100	Research Defon Sell	19.71%	45.64%	A	25				
2025/01/07	1.601	No Trade	No Trade	89.15%	90	Research	170	99	Research Defon Sell	18.41%	45.66%	AAA	24				
2025/01/08	1.578	Sell_Panda_ST	Sell_Panda_ST	80.93%	90	Research	170	98	Research Defon Sell	16.71%	36.73%	AAA	22				
2025/01/09	1.578	Sell_Panda_ST	Sell_Panda_ST	80.80%	75	Research	170	98	Research Defon Sell	16.68%	37.94%	AA	19				
2025/01/10	1.526	Sell_Panda_ST	Sell_Panda_ST	62.04%	0	Research	85	0	Absolutely no Trade	12.81%	37.31%	C	14				
2025/01/13	1.492	No Trade	No Trade	49.30%	0	Research	85	0	Absolutely no Trade	10.18%	29.46%	C	10				
2025/01/14	1.506	No Trade	No Trade	54.20%	0	Research	85	0	Absolutely no Trade	11.19%	28.17%	C	8				
2025/01/15	1.500	No Trade	No Trade	51.99%	0	Research	85	0	Absolutely no Trade	10.73%	25.94%	C	5				
2025/01/16	1.465	No Trade	No Trade	39.31%	0	Research	85	0	Absolutely no Trade	8.12%	24.41%	C	2				
2025/01/17	1.488	No Trade	No Trade	47.43%	0	Research	85	0	Absolutely no Trade	9.79%	29.29%	C	-3				
2025/01/20	1.488	No Trade	No Trade	47.05%	0	Research	85	0	Absolutely no Trade	9.71%	34.72%	C	-8				
2025/01/21	1.467	No Trade	No Trade	39.37%	0	Research	85	0	Absolutely no Trade	8.13%	28.39%	C	-10				
2025/01/22	1.511	No Trade	No Trade	55.29%	0	Research	85	0	Absolutely no Trade	11.42%	30.81%	C	-12				
2025/01/23	1.523	No Trade	No Trade	59.14%	0	Research	85	0	Absolutely no Trade	12.21%	28.93%	C	-11				
2025/01/24	1.527	No Trade	No Trade	60.57%	0	Research	85	0	Absolutely no Trade	12.51%	29.73%	C	-8				
2025/01/27	1.561	No Trade	No Trade	72.47%	50	Research	85	97	Research Defon Sell	14.96%	29.22%	B	-5				
2025/01/28	1.688	No Trade	No Trade	100.00%	50	Research	85	100	Research Defon Sell	24.21%	41.97%	A	-2				
2025/01/29	1.670	No Trade	No Trade	94.61%	50	Research	85	99	Research Defon Sell	22.91%	39.50%	B	1				
2025/01/30	1.620	No Trade	No Trade	79.29%	50	Research	85	96	Research Defon Sell	19.20%	38.36%	B	3				
2025/01/31	1.612	No Trade	No Trade	76.61%	50	Research	85	96	Research Defon Sell	18.55%	37.18%	B	6				
2025/02/03	1.594	No Trade	No Trade	70.98%	0	Research	85	0	Absolutely no Trade	17.19%	35.63%	C	5				
2025/02/04	1.633	No Trade	No Trade	82.68%	50	Research	85	97	Research Defon Sell	20.02%	39.34%	B	4				
2025/02/05	1.665	No Trade	No Trade	92.19%	50	Research	85	99	Research Defon Sell	22.32%	42.00%	B	4				
2025/02/06	1.601	No Trade	No Trade	72.59%	0	Research	85	0	Absolutely no Trade	17.58%	35.94%	C	4				
2025/02/07	1.581	No Trade	No Trade	66.40%	0	Research	85	0	Absolutely no Trade	16.08%	34.66%	C	1				
2025/02/10	1.570	No Trade	No Trade	62.76%	0	Research	85	0	Absolutely no Trade	15.20%	33.35%	C	-3				
2025/02/11	1.569	No Trade	No Trade	62.41%	0	Research	85	0	Absolutely no Trade	15.11%	35.61%	C	-6				
2025/02/12	1.626	No Trade	No Trade	79.45%	50	Research	85	96	Research Defon Sell	19.24%	38.42%	B	-7				
2025/02/13	1.649	No Trade	No Trade	86.48%	50	Research	85	98	Research Defon Sell	20.94%	43.55%	B	-10				
2025/02/14	1.652	No Trade	No Trade	87.33%	50	Research	85	98	Research Defon Sell	21.15%	39.52%	B	-10				
2025/02/17	1.652	No Trade	No Trade	86.98%	50	Research	85	98	Research Defon Sell	21.06%	35.49%	B	-10				
2025/02/18	1.681	No Trade	No Trade	95.48%	50	Research	85	100	Research Defon Sell	23.12%	39.18%	A	-7				



Date	9 day	9 vs 21 day	33 day
2024/12/30	Buy_9day	Buy 9 vs 21	Buy 33_Day
2025/01/02	Sell_9day	Buy 9 vs 21	Buy 33_Day
2025/01/03	Sell_9day	Buy 9 vs 21	Buy 33_Day
2025/01/06	Buy_9day	Buy 9 vs 21	Buy 33_Day
2025/01/07	Sell_9day	Buy 9 vs 21	Buy 33_Day
2025/01/08	Sell_9day	Buy 9 vs 21	Buy 33_Day
2025/01/09	Sell_9day	Buy 9 vs 21	Buy 33_Day
2025/01/10	Sell_9day	Buy 9 vs 21	Buy 33_Day
2025/01/13	Sell_9day	Sell 9 vs 21	Sell 33_Day
2025/01/14	Sell_9day	Sell 9 vs 21	Sell 33_Day
2025/01/15	Sell_9day	Sell 9 vs 21	Sell 33_Day
2025/01/16	Sell_9day	Sell 9 vs 21	Sell 33_Day
2025/01/17	Sell_9day	Sell 9 vs 21	Sell 33_Day
2025/01/20	Sell_9day	Sell 9 vs 21	Sell 33_Day
2025/01/21	Sell_9day	Sell 9 vs 21	Sell 33_Day
2025/01/22	Buy_9day	Sell 9 vs 21	Sell 33_Day
2025/01/23	Buy_9day	Sell 9 vs 21	Sell 33_Day
2025/01/24	Buy_9day	Sell 9 vs 21	Sell 33_Day
2025/01/27	Buy_9day	Sell 9 vs 21	Buy 33_Day
2025/01/28	Buy_9day	Sell 9 vs 21	Buy 33_Day
2025/01/29	Buy_9day	Sell 9 vs 21	Buy 33_Day
2025/01/30	Buy_9day	Buy 9 vs 21	Buy 33_Day
2025/01/31	Buy_9day	Buy 9 vs 21	Buy 33_Day
2025/02/03	Buy_9day	Buy 9 vs 21	Buy 33_Day
2025/02/04	Buy_9day	Buy 9 vs 21	Buy 33_Day
2025/02/05	Buy_9day	Buy 9 vs 21	Buy 33_Day
2025/02/06	Sell_9day	Buy 9 vs 21	Buy 33_Day
2025/02/07	Sell_9day	Buy 9 vs 21	Buy 33_Day
2025/02/10	Sell_9day	Buy 9 vs 21	Sell 33_Day
2025/02/11	Sell_9day	Buy 9 vs 21	Sell 33_Day
2025/02/12	Buy_9day	Buy 9 vs 21	Buy 33_Day
2025/02/13	Buy_9day	Buy 9 vs 21	Buy 33_Day
2025/02/14	Buy_9day	Buy 9 vs 21	Buy 33_Day
2025/02/17	Buy_9day	Buy 9 vs 21	Buy 33_Day
2025/02/18	Buy_9day	Buy 9 vs 21	Buy 33_Day

Strategy Universe	Pairs_NYSE_Nasdaq50	Ascendant guidance	Trade	Strategy_Open Date	2025/01/10	Caterpillar Guidance	Trade
						(+) : Mom Days	83
						(-) : Mom Days	0
						Guided : Factor	66 day
						324_Buy Guidance	0.0%
						324_Sell Guidance	99.6%
						Mom_75 (days)	39.2%
						9 vs 21 day	1.10%
						Price vs 9 day	3.75%



S  
e  
|  
|

CSCO.NAS

Cisco Systems

Technology

Communications Equipment

New York

Market Cap : (B)

233 190

TXN.NAS

Texas Instruments

Technology

Semiconductors

New York

Market Cap : (B)

180 619



Follow the " 3day to 5day waiting period " before entering the trade : understand the Graph, Trend and Variables

Plan your enrty levels. Focus on the process not the outcome. Expect further short-term deviation from the trade signal. "Patience"

-1.680															-7.230															4.305														
Date	Price or Relative Price	Short_Term_ Radar	Medium_ Term_Radar	Caterpillar_ %	Wise_ Owl(Rnk)	324_Factor	Factor_324	Defcon _Index	Defcon _Index_Trade	Margin of Safety	75_Day_Mom	Trade_Rating (Guidance)	Trendsum																															
2024/12/18	0.311	No Trade	No Trade	40.92%	0	Absolutely No	0	91	Research Defon Sell	11.90%	27.57%	C	30																															
2024/12/19	0.312	No Trade	No Trade	42.73%	0	Absolutely No	0	91	Research Defon Sell	12.42%	27.19%	C	31																															
2024/12/20	0.313	No Trade	No Trade	43.68%	0	Absolutely No	0	91	Research Defon Sell	12.70%	29.36%	C	32																															
2024/12/23	0.310	No Trade	No Trade	40.09%	0	Absolutely No	0	90	Research Defon Sell	11.66%	27.03%	C	32																															
2024/12/27	0.312	No Trade	No Trade	42.19%	0	Absolutely No	0	91	Research Defon Sell	12.27%	28.51%	C	33																															
2024/12/30	0.315	No Trade	No Trade	46.13%	0	Absolutely No	0	92	Research Defon Sell	13.41%	24.40%	C	33																															
2025/01/02	0.316	No Trade	No Trade	47.72%	0	Absolutely No	0	92	Research Defon Sell	13.88%	26.91%	C	34																															
2025/01/03	0.309	No Trade	No Trade	38.87%	0	Absolutely No	0	90	Research Defon Sell	11.30%	20.16%	C	33																															
2025/01/06	0.306	Sell_Panda_ST	Sell_Panda_ST	35.05%	0	Absolutely No	0	89	Research Defon Sell	10.19%	21.69%	C	29																															
2025/01/07	0.307	Sell_Panda_ST	Sell_Panda_ST	36.05%	0	Absolutely No	0	89	Research Defon Sell	10.48%	21.68%	C	25																															
2025/01/08	0.309	Sell_Panda_ST	Sell_Panda_ST	38.91%	0	Absolutely No	0	90	Research Defon Sell	11.32%	24.66%	C	20																															
2025/01/09	0.309	Sell_Panda_ST	Sell_Panda_ST	38.94%	0	Absolutely No	0	90	Research Defon Sell	11.32%	20.83%	C	16																															
2025/01/10	0.309	Sell_Panda_ST	Sell_Panda_ST	39.01%	0	Absolutely No	0	90	Research Defon Sell	11.34%	20.66%	C	14																															
2025/01/13	0.307	Sell_Panda_ST	Sell_Panda_ST	37.34%	0	Absolutely No	0	90	Research Defon Sell	10.86%	19.99%	C	15																															
2025/01/14	0.307	Sell_Panda_ST	Sell_Panda_ST	36.27%	0	Absolutely No	0	89	Research Defon Sell	10.55%	19.42%	C	12																															
2025/01/15	0.304	No Trade	No Trade	32.66%	0	Absolutely No	0	88	Research Defon Sell	9.50%	20.24%	C	6																															
2025/01/16	0.319	No Trade	No Trade	52.00%	0	Absolutely No	0	93	Research Defon Sell	15.12%	25.93%	C	4																															
2025/01/17	0.313	No Trade	No Trade	44.28%	0	Absolutely No	0	91	Research Defon Sell	12.88%	21.49%	C	4																															
2025/01/20	0.313	No Trade	No Trade	44.37%	0	Absolutely No	0	91	Research Defon Sell	12.90%	19.65%	C	3																															
2025/01/21	0.313	No Trade	No Trade	43.89%	0	Absolutely No	0	91	Research Defon Sell	12.76%	20.85%	C	2																															
2025/01/22	0.313	No Trade	No Trade	44.11%	0	Absolutely No	0	91	Research Defon Sell	12.83%	20.30%	C	0																															
2025/01/23	0.310	No Trade	No Trade	40.97%	30	Research	85	90	Research Defon Sell	11.91%	19.21%	C	-3																															
2025/01/24	0.335	No Trade	No Trade	72.30%	30	Research	85	95	Research Defon Sell	21.02%	28.57%	C	-2																															
2025/01/27	0.316	No Trade	No Trade	48.13%	0	Research	85	0	Absolutely no Trade	14.00%	21.14%	C	1																															
2025/01/28	0.329	No Trade	No Trade	64.59%	30	Research	85	93	Research Defon Sell	18.78%	25.95%	C	1																															
2025/01/29	0.330	No Trade	No Trade	66.12%	30	Research	85	93	Research Defon Sell	19.23%	24.92%	C	1																															
2025/01/30	0.326	No Trade	No Trade	61.25%	30	Research	85	92	Research Defon Sell	17.81%	23.40%	C	1																															
2025/01/31	0.328	No Trade	No Trade	63.60%	30	Research	85	93	Research Defon Sell	18.50%	26.21%	C	1																															
2025/02/03	0.337	No Trade	No Trade	74.98%	50	Research	85	95	Research Defon Sell	21.80%	24.66%	B	2																															
2025/02/04	0.340	No Trade	No Trade	77.95%	50	Research	85	96	Research Defon Sell	22.67%	20.93%	B	5																															
2025/02/05	0.345	No Trade	No Trade	86.41%	50	Research	85	96	Research Defon Sell	24.43%	21.15%	B	9																															
2025/02/06	0.340	No Trade	No Trade	80.29%	50	Research	85	95	Research Defon Sell	22.70%	18.80%	B	11																															
2025/02/07	0.346	No Trade	No Trade	88.23%	50	Research	85	96	Research Defon Sell	24.94%	19.68%	B	14																															
2025/02/10	0.348	No Trade	No Trade	91.39%	50	Research	85	97	Research Defon Sell	25.84%	19.38%	B	17																															
2025/02/11	0.348	No Trade	No Trade	93.57%	50	Research	85	97	Research Defon Sell	25.82%	24.85%	B	20																															
2025/02/12	0.347	No Trade	No Trade	92.45%	50	Research	85	97	Research Defon Sell	25.52%	28.27%	B	23																															
2025/02/13	0.353	No Trade	No Trade	99.93%	50	Research	85	98	Research Defon Sell	27.58%	31.08%	B	27																															
2025/02/14	0.354	No Trade	No Trade	100.00%	50	Research	85	98	Research Defon Sell	28.07%	31.97%	B	29																															
2025/02/17	0.354	No Trade	No Trade	100.00%	50	Research	85	98	Research Defon Sell	28.10%	34.53%	B	30																															
2025/02/18	0.346	No Trade	No Trade	89.71%	50	Research	85	96	Research Defon Sell	25.21%	29.57%	B	30																															



Date	9 day	9 vs 21 day	33 day
2024/12/30	Buy_9day	Buy 9 vs 21	Buy 33_Day
2025/01/02	Buy_9day	Buy 9 vs 21	Buy 33_Day
2025/01/03	Sell_9day	Buy 9 vs 21	Buy 33_Day
2025/01/06	Sell_9day	Buy 9 vs 21	Buy 33_Day
2025/01/07	Sell_9day	Buy 9 vs 21	Buy 33_Day
2025/01/08	Sell_9day	Buy 9 vs 21	Buy 33_Day
2025/01/09	Sell_9day	Buy 9 vs 21	Buy 33_Day
2025/01/10	Sell_9day	Buy 9 vs 21	Buy 33_Day
2025/01/13	Sell_9day	Buy 9 vs 21	Buy 33_Day
2025/01/14	Sell_9day	Sell 9 vs 21	Buy 33_Day
2025/01/15	Sell_9day	Sell 9 vs 21	Sell 33_Day
2025/01/16	Buy_9day	Sell 9 vs 21	Buy 33_Day
2025/01/17	Buy_9day	Sell 9 vs 21	Buy 33_Day
2025/01/20	Buy_9day	Sell 9 vs 21	Buy 33_Day
2025/01/21	Buy_9day	Sell 9 vs 21	Buy 33_Day
2025/01/22	Buy_9day	Buy 9 vs 21	Buy 33_Day
2025/01/23	Sell_9day	Buy 9 vs 21	Buy 33_Day
2025/01/24	Buy_9day	Buy 9 vs 21	Buy 33_Day
2025/01/27	Buy_9day	Buy 9 vs 21	Buy 33_Day
2025/01/28	Buy_9day	Buy 9 vs 21	Buy 33_Day
2025/01/29	Buy_9day	Buy 9 vs 21	Buy 33_Day
2025/01/30	Buy_9day	Buy 9 vs 21	Buy 33_Day
2025/01/31	Buy_9day	Buy 9 vs 21	Buy 33_Day
2025/02/03	Buy_9day	Buy 9 vs 21	Buy 33_Day
2025/02/04	Buy_9day	Buy 9 vs 21	Buy 33_Day
2025/02/05	Buy_9day	Buy 9 vs 21	Buy 33_Day
2025/02/06	Buy_9day	Buy 9 vs 21	Buy 33_Day
2025/02/07	Buy_9day	Buy 9 vs 21	Buy 33_Day
2025/02/10	Buy_9day	Buy 9 vs 21	Buy 33_Day
2025/02/11	Buy_9day	Buy 9 vs 21	Buy 33_Day
2025/02/12	Buy_9day	Buy 9 vs 21	Buy 33_Day
2025/02/13	Buy_9day	Buy 9 vs 21	Buy 33_Day
2025/02/14	Buy_9day	Buy 9 vs 21	Buy 33_Day
2025/02/17	Buy_9day	Buy 9 vs 21	Buy 33_Day
2025/02/18	Sell_9day	Buy 9 vs 21	Buy 33_Day

Strategy Universe	Pairs_NYSE_Nasdaq50	Ascendant guidance	Trade	Strategy_Open Date	2025/01/10	Caterpillar Guidance	Trade																
<div><div><div><div>—CSCO.NAS</div><div>----- 21 per. Mov. Avg. (CSCO.NAS)</div><div>—— Linear (CSCO.NAS)</div></div></div><div><div><div>—TXN.NAS</div><div>----- 21 per. Mov. Avg. (TXN.NAS)</div><div>—— Linear (TXN.NAS)</div></div></div></div> <table><tr><td>(+) : Mom Days</td><td>116</td></tr><tr><td>(-) : Mom Days</td><td>0</td></tr><tr><td>Guided : Factor</td><td>66 day</td></tr><tr><td>324_Buy Guidance</td><td>0.0%</td></tr><tr><td>324_Sell Guidance</td><td>93.7%</td></tr><tr><td>Mom_75 (days)</td><td>29.6%</td></tr><tr><td>9 vs 21 day</td><td>3.70%</td></tr><tr><td>Price vs 9 day</td><td>-0.65%</td></tr></table>							(+) : Mom Days	116	(-) : Mom Days	0	Guided : Factor	66 day	324_Buy Guidance	0.0%	324_Sell Guidance	93.7%	Mom_75 (days)	29.6%	9 vs 21 day	3.70%	Price vs 9 day	-0.65%	
							(+) : Mom Days	116															
							(-) : Mom Days	0															
							Guided : Factor	66 day															
							324_Buy Guidance	0.0%															
324_Sell Guidance	93.7%																						
Mom_75 (days)	29.6%																						
9 vs 21 day	3.70%																						
Price vs 9 day	-0.65%																						

S  
e  
|  
|

DIS.NYS

Walt Disney Company (The)

Media

Entertainment

New York

Market Cap : (B)

209 435

NXPI.NAS

NXP Semiconductors

Technology

Semiconductors

New York

Market Cap : (B)

57 536

Follow the " 3day to 5day waiting period " before entering the trade : understand the Graph, Trend and Variables

Plan your enrty levels. Focus on the process not the outcome. Expect further short-term deviation from the trade signal. "Patience"

-2.480															16.442															-6.631														
Date	Price or Relative Price	Short_Term_Radar	Medium_Term_Radar	Caterpillar_%	Wise_Owl(Rnk)	324_Factor	Factor_324	Defcon_Index	Defcon_Index_Trade	Margin of Safety	75_Day_Mom	Trade_Rating (Guidance)	Trendsum																															
2024/12/18	0.530	No Trade	No Trade	80.54%	50	Research	85	91	Research Defon Sell	17.49%	41.38%	C	12																															
2024/12/19	0.537	No Trade	No Trade	88.42%	50	Research	85	92	Research Defon Sell	19.20%	38.52%	B	13																															
2024/12/20	0.533	No Trade	No Trade	83.77%	50	Research	85	91	Research Defon Sell	18.19%	39.10%	C	13																															
2024/12/23	0.520	No Trade	No Trade	70.68%	30	Research	85	89	Research Defon Sell	15.35%	32.55%	C	14																															
2024/12/27	0.522	No Trade	No Trade	71.81%	30	Research	85	90	Research Defon Sell	15.59%	36.41%	C	15																															
2024/12/30	0.534	No Trade	No Trade	83.96%	50	Research	85	92	Research Defon Sell	18.23%	34.64%	C	12																															
2025/01/02	0.537	No Trade	No Trade	87.07%	50	Research	85	92	Research Defon Sell	18.91%	36.46%	B	13																															
2025/01/03	0.532	No Trade	No Trade	81.68%	50	Research	85	91	Research Defon Sell	17.74%	33.28%	C	17																															
2025/01/06	0.520	No Trade	No Trade	69.30%	30	Research	85	89	Research Defon Sell	15.05%	30.33%	C	18																															
2025/01/07	0.524	Sell_Panda_ST	Sell_Panda_ST	72.90%	30	Research	85	90	Research Defon Sell	15.83%	29.63%	C	18																															
2025/01/08	0.523	Sell_Panda_ST	Sell_Panda_ST	72.16%	30	Research	85	90	Research Defon Sell	15.67%	33.69%	C	17																															
2025/01/09	0.523	Sell_Panda_ST	Sell_Panda_ST	72.06%	30	Research	85	90	Research Defon Sell	15.65%	29.45%	C	16																															
2025/01/10	0.526	Sell_Panda_ST	Sell_Panda_ST	74.15%	50	Research	85	90	Research Defon Sell	16.10%	31.06%	C	15																															
2025/01/13	0.523	Sell_Panda_ST	Sell_Panda_ST	70.84%	30	Research	85	90	Research Defon Sell	15.38%	30.37%	C	15																															
2025/01/14	0.513	Sell_Panda_ST	Sell_Panda_ST	61.35%	30	Research	85	88	Research Defon Sell	13.32%	27.88%	C	13																															
2025/01/15	0.507	No Trade	No Trade	54.38%	0	Research	85	0	Absolutely no Trade	11.81%	28.89%	C	8																															
2025/01/16	0.505	No Trade	No Trade	52.82%	0	Research	85	0	Absolutely no Trade	11.47%	28.86%	C	2																															
2025/01/17	0.497	No Trade	No Trade	44.41%	0	Research	85	0	Absolutely no Trade	9.64%	23.99%	C	0																															
2025/01/20	0.497	No Trade	No Trade	44.12%	0	Research	85	0	Absolutely no Trade	9.58%	22.70%	C	-4																															
2025/01/21	0.506	No Trade	No Trade	53.10%	0	Research	85	0	Absolutely no Trade	11.53%	26.46%	C	-8																															
2025/01/22	0.504	No Trade	No Trade	50.64%	0	Research	85	0	Absolutely no Trade	11.00%	25.44%	C	-10																															
2025/01/23	0.505	No Trade	No Trade	52.03%	0	Research	85	0	Absolutely no Trade	11.30%	24.32%	C	-14																															
2025/01/24	0.526	No Trade	No Trade	72.75%	50	Research	85	90	Research Defon Sell	15.80%	33.11%	C	-14																															
2025/01/27	0.527	No Trade	No Trade	73.92%	50	Research	85	90	Research Defon Sell	16.05%	33.84%	C	-11																															
2025/01/28	0.525	No Trade	No Trade	72.25%	30	Research	85	90	Research Defon Sell	15.69%	33.77%	C	-8																															
2025/01/29	0.531	No Trade	No Trade	78.20%	50	Research	85	91	Research Defon Sell	16.98%	34.96%	C	-4																															
2025/01/30	0.537	No Trade	No Trade	83.38%	50	Research	85	92	Research Defon Sell	18.10%	35.73%	B	-2																															
2025/01/31	0.542	No Trade	No Trade	88.89%	50	Research	85	93	Research Defon Sell	19.30%	38.96%	B	3																															
2025/02/03	0.557	No Trade	No Trade	100.00%	50	Research	85	94	Research Defon Sell	22.47%	37.61%	B	6																															
2025/02/04	0.560	No Trade	No Trade	100.00%	50	Research	85	94	Research Defon Sell	23.09%	34.65%	B	9																															
2025/02/05	0.518	No Trade	No Trade	60.49%	0	Research	85	0	Absolutely no Trade	13.97%	24.73%	C	10																															
2025/02/06	0.517	No Trade	No Trade	59.05%	0	Research	85	0	Absolutely no Trade	13.64%	24.06%	C	8																															
2025/02/07	0.521	No Trade	No Trade	62.45%	0	Research	85	0	Absolutely no Trade	14.42%	24.02%	C	6																															
2025/02/10	0.520	No Trade	No Trade	61.81%	0	Research	85	0	Absolutely no Trade	14.28%	24.51%	C	2																															
2025/02/11	0.517	No Trade	No Trade	58.39%	0	Research	85	0	Absolutely no Trade	13.49%	26.89%	C	-2																															
2025/02/12	0.497	No Trade	No Trade	39.49%	0	Research	85	0	Absolutely no Trade	9.12%	24.54%	C	-4																															
2025/02/13	0.499	No Trade	No Trade	41.39%	0	Research	85	0	Absolutely no Trade	9.56%	27.70%	C	-7																															
2025/02/14	0.492	No Trade	No Trade	35.03%	0	Research	85	0	Absolutely no Trade	8.09%	27.82%	C	-10																															
2025/02/17	0.492	No Trade	No Trade	34.76%	0	Research	85	0	Absolutely no Trade	8.03%	30.93%	C	-15																															
2025/02/18	0.479	No Trade	No Trade	21.63%	0	Absolutely No	0	0	Absolutely no Trade	5.00%	23.52%	C	-18																															



Date	9 day	9 vs 21 day	33 day
2024/12/30	Buy_9day	Buy 9 vs 21	Buy 33_Day
2025/01/02	Buy_9day	Buy 9 vs 21	Buy 33_Day
2025/01/03	Buy_9day	Buy 9 vs 21	Buy 33_Day
2025/01/06	Sell_9day	Buy 9 vs 21	Buy 33_Day
2025/01/07	Sell_9day	Buy 9 vs 21	Buy 33_Day
2025/01/08	Sell_9day	Buy 9 vs 21	Buy 33_Day
2025/01/09	Sell_9day	Buy 9 vs 21	Buy 33_Day
2025/01/10	Sell_9day	Buy 9 vs 21	Buy 33_Day
2025/01/13	Sell_9day	Buy 9 vs 21	Buy 33_Day
2025/01/14	Sell_9day	Sell 9 vs 21	Sell 33_Day
2025/01/15	Sell_9day	Sell 9 vs 21	Sell 33_Day
2025/01/16	Sell_9day	Sell 9 vs 21	Sell 33_Day
2025/01/17	Sell_9day	Sell 9 vs 21	Sell 33_Day
2025/01/20	Sell_9day	Sell 9 vs 21	Sell 33_Day
2025/01/21	Sell_9day	Sell 9 vs 21	Sell 33_Day
2025/01/22	Sell_9day	Sell 9 vs 21	Sell 33_Day
2025/01/23	Sell_9day	Sell 9 vs 21	Sell 33_Day
2025/01/24	Buy_9day	Sell 9 vs 21	Buy 33_Day
2025/01/27	Buy_9day	Sell 9 vs 21	Buy 33_Day
2025/01/28	Buy_9day	Sell 9 vs 21	Buy 33_Day
2025/01/29	Buy_9day	Sell 9 vs 21	Buy 33_Day
2025/01/30	Buy_9day	Sell 9 vs 21	Buy 33_Day
2025/01/31	Buy_9day	Buy 9 vs 21	Buy 33_Day
2025/02/03	Buy_9day	Buy 9 vs 21	Buy 33_Day
2025/02/04	Buy_9day	Buy 9 vs 21	Buy 33_Day
2025/02/05	Sell_9day	Buy 9 vs 21	Sell 33_Day
2025/02/06	Sell_9day	Buy 9 vs 21	Sell 33_Day
2025/02/07	Sell_9day	Buy 9 vs 21	Sell 33_Day
2025/02/10	Sell_9day	Buy 9 vs 21	Sell 33_Day
2025/02/11	Sell_9day	Buy 9 vs 21	Sell 33_Day
2025/02/12	Sell_9day	Buy 9 vs 21	Sell 33_Day
2025/02/13	Sell_9day	Buy 9 vs 21	Sell 33_Day
2025/02/14	Sell_9day	Sell 9 vs 21	Sell 33_Day
2025/02/17	Sell_9day	Sell 9 vs 21	Sell 33_Day
2025/02/18	Sell_9day	Sell 9 vs 21	Sell 33_Day

Strategy Universe	Pairs_NYSE_Nasdaq50	Ascendant guidance	Trade	Strategy_Open Date	2025/01/10	Caterpillar Guidance	Trade
						(+) : Mom Days	0
						(-) : Mom Days	0
						Guided : Factor	9 vs 21 day
						324_Buy Guidance	0.0%
						324_Sell Guidance	76.5%
						Mom_75 (days)	23.5%
						9 vs 21 day	-2.68%
						Price vs 9 day	-4.98%



EOG.NYS

B

EOG Resources

u

Energy

Y

Oil, Gas & Consumable Fuels

New York

Market Cap : (B)

76 690

DVN.NYS

Devon Energy

Energy

Oil, Gas & Consumable Fuels

New York

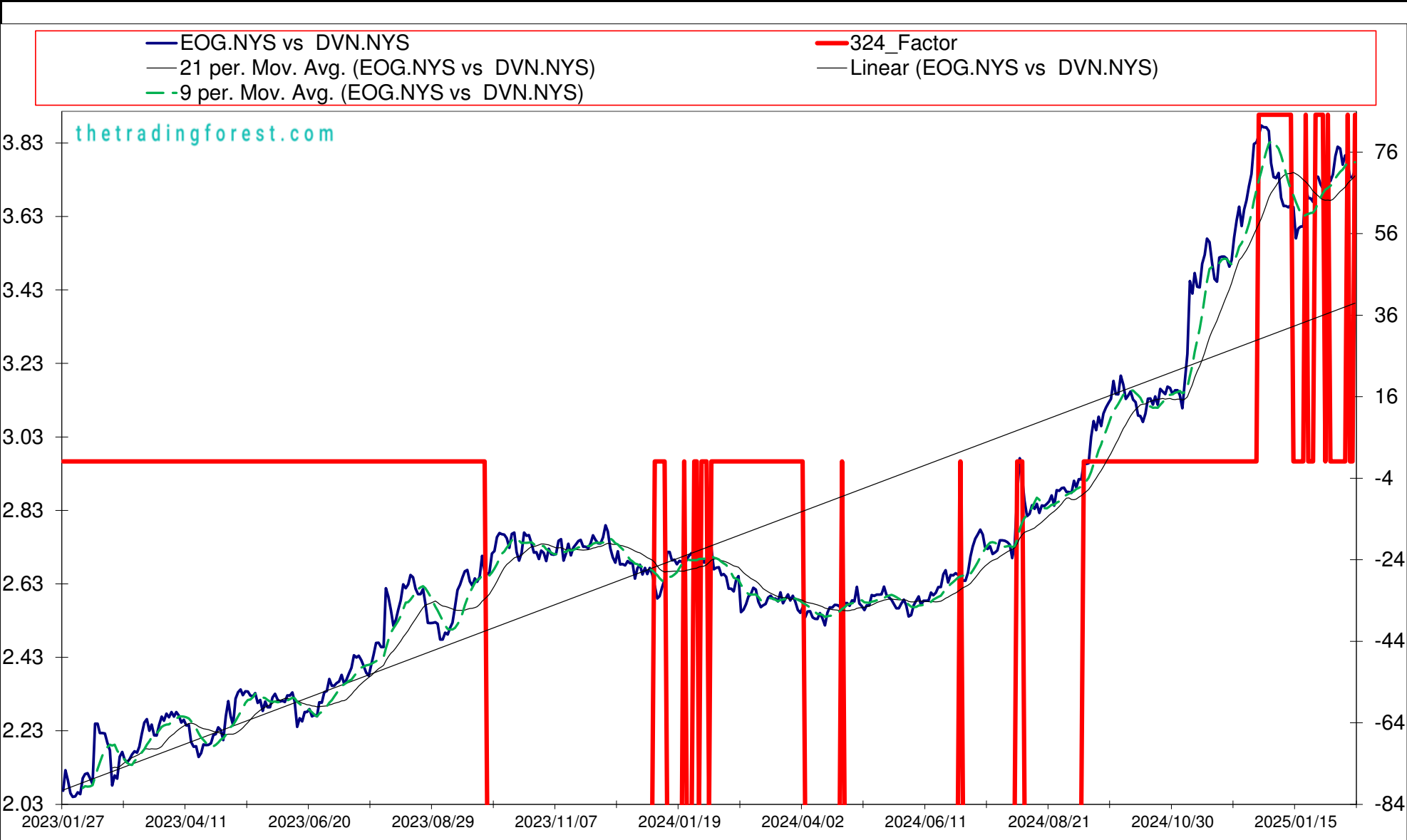
Market Cap : (B)

25 915

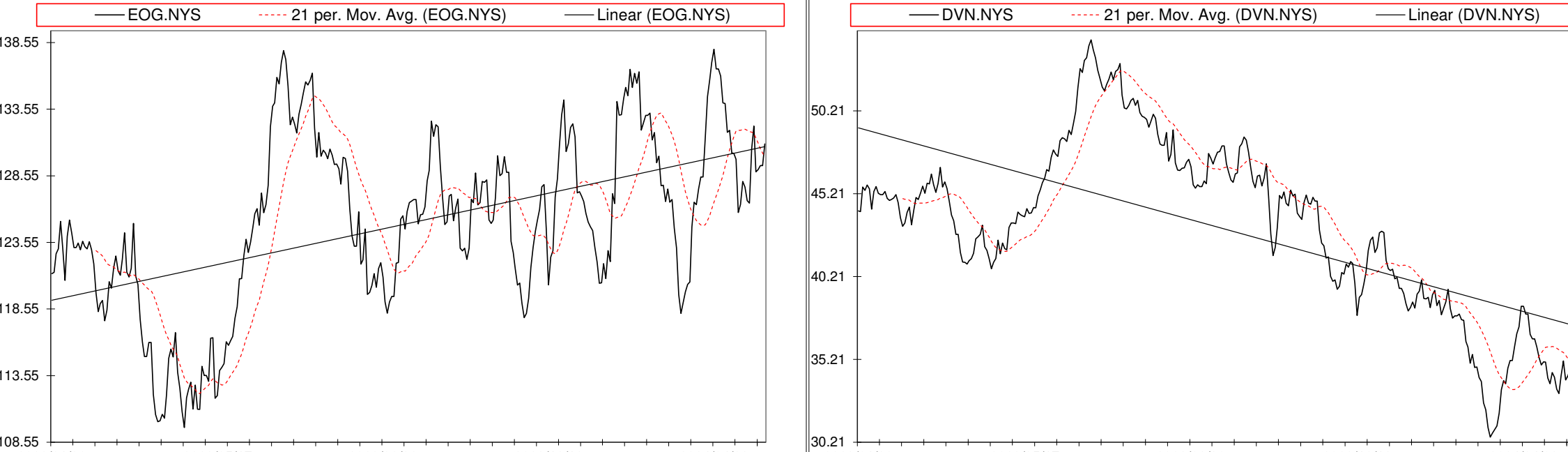
Follow the " 3day to 5day waiting period " before entering the trade : understand the Graph, Trend and Variables

Plan your enrty levels. Focus on the process not the outcome. Expect further short-term deviation from the trade signal. "Patience"

															-2.256	72.941	-32.333
Date	Price or Relative Price	Short_Term_ Radar	Medium_ Term_Radar	Caterpillar_ %	Wise_ Owl(Rnk)	324_Factor	Factor_324	Defcon _Index	Defcon _Index_Trade	Margin of Safety	75_Day_Mom	Trade_Rating (Guidance)	Trendsum				
2024/12/18	3.847	No Trade	No Trade	60.33%	50	Research	85	100	Research Defon Sell	13.80%	33.17%	A	29				
2024/12/19	3.874	No Trade	No Trade	63.43%	50	Research	85	100	Research Defon Sell	14.51%	33.05%	A	31				
2024/12/20	3.869	No Trade	No Trade	62.43%	50	Research	85	100	Research Defon Sell	14.28%	32.92%	A	33				
2024/12/23	3.869	No Trade	No Trade	61.28%	50	Research	85	100	Research Defon Sell	14.02%	30.82%	A	34				
2024/12/27	3.859	No Trade	No Trade	58.54%	50	Research	85	100	Research Defon Sell	13.39%	30.69%	A	35				
2024/12/30	3.772	No Trade	No Trade	46.23%	50	Research	85	97	Research Defon Sell	10.58%	27.65%	B	31				
2025/01/02	3.734	Sell_Panda_ST	No Trade	40.30%	50	Research	85	96	Research Defon Sell	9.22%	23.40%	B	25				
2025/01/03	3.730	Sell_Panda_ST	No Trade	39.50%	50	Research	85	96	Research Defon Sell	9.04%	21.53%	B	20				
2025/01/06	3.745	Sell_Panda_ST	No Trade	40.28%	50	Research	85	97	Research Defon Sell	9.22%	23.00%	B	15				
2025/01/07	3.677	No Trade	No Trade	31.30%	0	Research	85	0	Absolutely no Trade	7.16%	19.35%	C	10				
2025/01/08	3.655	No Trade	No Trade	28.08%	0	Research	85	0	Absolutely no Trade	6.43%	19.59%	C	6				
2025/01/09	3.655	No Trade	No Trade	27.73%	0	Research	85	0	Absolutely no Trade	6.35%	18.28%	C	2				
2025/01/10	3.651	No Trade	No Trade	26.96%	0	Research	85	0	Absolutely no Trade	6.17%	17.55%	C	-1				
2025/01/13	3.658	No Trade	No Trade	26.73%	0	Research	85	0	Absolutely no Trade	6.12%	17.28%	C	-5				
2025/01/14	3.652	No Trade	No Trade	25.63%	0	Absolutely No	0	0	Absolutely no Trade	5.86%	16.68%	C	-7				
2025/01/15	3.566	No Trade	No Trade	14.50%	0	Absolutely No	0	0	Absolutely no Trade	3.32%	12.21%	C	-11				
2025/01/16	3.593	No Trade	No Trade	17.75%	0	Absolutely No	0	0	Absolutely no Trade	4.01%	14.33%	C	-15				
2025/01/17	3.599	No Trade	No Trade	18.54%	0	Absolutely No	0	0	Absolutely no Trade	4.10%	14.53%	C	-18				
2025/01/20	3.599	No Trade	No Trade	17.74%	0	Absolutely No	0	0	Absolutely no Trade	3.87%	12.71%	C	-21				
2025/01/21	3.704	No Trade	No Trade	31.24%	50	Research	85	96	Research Defon Sell	6.82%	16.89%	B	-21				
2025/01/22	3.676	No Trade	No Trade	27.18%	0	Absolutely No	0	0	Absolutely no Trade	5.93%	17.45%	C	-18				
2025/01/23	3.676	No Trade	No Trade	26.81%	0	Absolutely No	0	0	Absolutely no Trade	5.85%	17.13%	C	-15				
2025/01/24	3.666	No Trade	No Trade	26.11%	0	Absolutely No	0	0	Absolutely no Trade	5.49%	16.36%	C	-12				
2025/01/27	3.735	No Trade	No Trade	34.47%	50	Research	85	96	Research Defon Sell	7.24%	19.41%	B	-10				
2025/01/28	3.734	No Trade	No Trade	33.98%	50	Research	85	96	Research Defon Sell	7.14%	19.65%	B	-7				
2025/01/29	3.713	No Trade	No Trade	30.76%	50	Research	85	96	Research Defon Sell	6.47%	20.40%	B	-4				
2025/01/30	3.703	No Trade	No Trade	29.67%	50	Research	85	96	Research Defon Sell	6.08%	20.10%	B	-1				
2025/01/31	3.689	No Trade	No Trade	27.79%	0	Absolutely No	0	95	Research Defon Sell	5.61%	20.29%	C	-2				
2025/02/03	3.745	No Trade	No Trade	36.58%	50	Research	85	97	Research Defon Sell	6.98%	21.23%	B	-1				
2025/02/04	3.722	No Trade	No Trade	35.07%	0	Absolutely No	0	96	Research Defon Sell	6.25%	18.92%	C	0				
2025/02/05	3.740	No Trade	No Trade	37.72%	0	Absolutely No	0	97	Research Defon Sell	6.69%	19.48%	C	3				
2025/02/06	3.791	No Trade	No Trade	46.06%	0	Absolutely No	0	98	Research Defon Sell	8.04%	21.72%	C	6				
2025/02/07	3.816	No Trade	No Trade	49.75%	0	Absolutely No	0	99	Research Defon Sell	8.69%	21.66%	C	11				
2025/02/10	3.811	No Trade	No Trade	47.56%	0	Absolutely No	0	98	Research Defon Sell	8.30%	22.40%	C	16				
2025/02/11	3.767	No Trade	No Trade	39.94%	0	Absolutely No	0	97	Research Defon Sell	6.97%	19.32%	C	19				
2025/02/12	3.793	No Trade	No Trade	43.71%	0	Absolutely No	0	98	Research Defon Sell	7.63%	20.42%	C	20				
2025/02/13	3.770	No Trade	No Trade	39.61%	50	Research	85	97	Research Defon Sell	6.91%	19.96%	B	20				
2025/02/14	3.733	No Trade	No Trade	33.11%	0	Absolutely No	0	96	Research Defon Sell	5.78%	18.01%	C	19				
2025/02/17	3.733	No Trade	No Trade	31.79%	0	Absolutely No	0	96	Research Defon Sell	5.55%	18.16%	C	16				
2025/02/18	3.754	No Trade	No Trade	34.75%	50	Research	85	97	Research Defon Sell	6.07%	19.45%	B	13				



Date	9 day	9 vs 21 day	33 day
2024/12/30	Sell_9day	Buy 9 vs 21	Buy 33_Day
2025/01/02	Sell_9day	Buy 9 vs 21	Buy 33_Day
2025/01/03	Sell_9day	Buy 9 vs 21	Buy 33_Day
2025/01/06	Sell_9day	Buy 9 vs 21	Buy 33_Day
2025/01/07	Sell_9day	Buy 9 vs 21	Buy 33_Day
2025/01/08	Sell_9day	Buy 9 vs 21	Buy 33_Day
2025/01/09	Sell_9day	Buy 9 vs 21	Sell 33_Day
2025/01/10	Sell_9day	Sell 9 vs 21	Sell 33_Day
2025/01/13	Sell_9day	Sell 9 vs 21	Sell 33_Day
2025/01/14	Sell_9day	Sell 9 vs 21	Sell 33_Day
2025/01/15	Sell_9day	Sell 9 vs 21	Sell 33_Day
2025/01/16	Sell_9day	Sell 9 vs 21	Sell 33_Day
2025/01/17	Sell_9day	Sell 9 vs 21	Sell 33_Day
2025/01/20	Sell_9day	Sell 9 vs 21	Sell 33_Day
2025/01/21	Buy_9day	Sell 9 vs 21	Buy 33_Day
2025/01/22	Buy_9day	Sell 9 vs 21	Sell 33_Day
2025/01/23	Buy_9day	Sell 9 vs 21	Sell 33_Day
2025/01/24	Buy_9day	Sell 9 vs 21	Sell 33_Day
2025/01/27	Buy_9day	Sell 9 vs 21	Buy 33_Day
2025/01/28	Buy_9day	Sell 9 vs 21	Buy 33_Day
2025/01/29	Buy_9day	Buy 9 vs 21	Buy 33_Day
2025/01/30	Buy_9day	Buy 9 vs 21	Sell 33_Day
2025/01/31	Sell_9day	Buy 9 vs 21	Sell 33_Day
2025/02/03	Buy_9day	Buy 9 vs 21	Buy 33_Day
2025/02/04	Buy_9day	Buy 9 vs 21	Buy 33_Day
2025/02/05	Buy_9day	Buy 9 vs 21	Buy 33_Day
2025/02/06	Buy_9day	Buy 9 vs 21	Buy 33_Day
2025/02/07	Buy_9day	Buy 9 vs 21	Buy 33_Day
2025/02/10	Buy_9day	Buy 9 vs 21	Buy 33_Day
2025/02/11	Buy_9day	Buy 9 vs 21	Buy 33_Day
2025/02/12	Buy_9day	Buy 9 vs 21	Buy 33_Day
2025/02/13	Sell_9day	Buy 9 vs 21	Buy 33_Day
2025/02/14	Sell_9day	Buy 9 vs 21	Buy 33_Day
2025/02/17	Sell_9day	Buy 9 vs 21	Buy 33_Day
2025/02/18	Sell_9day	Buy 9 vs 21	Buy 33_Day

Strategy Universe		Pairs_NYSE_Energy	Ascendant guidance		Research	Strategy_Open Date	2025/01/10	Caterpillar Guidance	Trade	
<div><div><div>EOG.NYS</div><div>21 per. Mov. Avg. (EOG.NYS)</div><div>Linear (EOG.NYS)</div></div><div><div>DVN.NYS</div><div>21 per. Mov. Avg. (DVN.NYS)</div><div>Linear (DVN.NYS)</div></div></div> 		(+) : Mom Days	170							
		(-) : Mom Days	0							
		Guided : Factor	66 day							
		324_Buy Guidance	0.0%							
		324_Sell Guidance	96.9%							
		Mom_75 (days)	19.5%							
		9 vs 21 day	1.00%							
		Price vs 9 day	-0.53%							

S  
e  
|  
|

EQIX.NAS

Equinix

Real Estate

Specialized REITs

New York

Market Cap : (B)

90 349

O.NYS

Realty Incone Corporation

Real Estate

Specialized REITs

New York

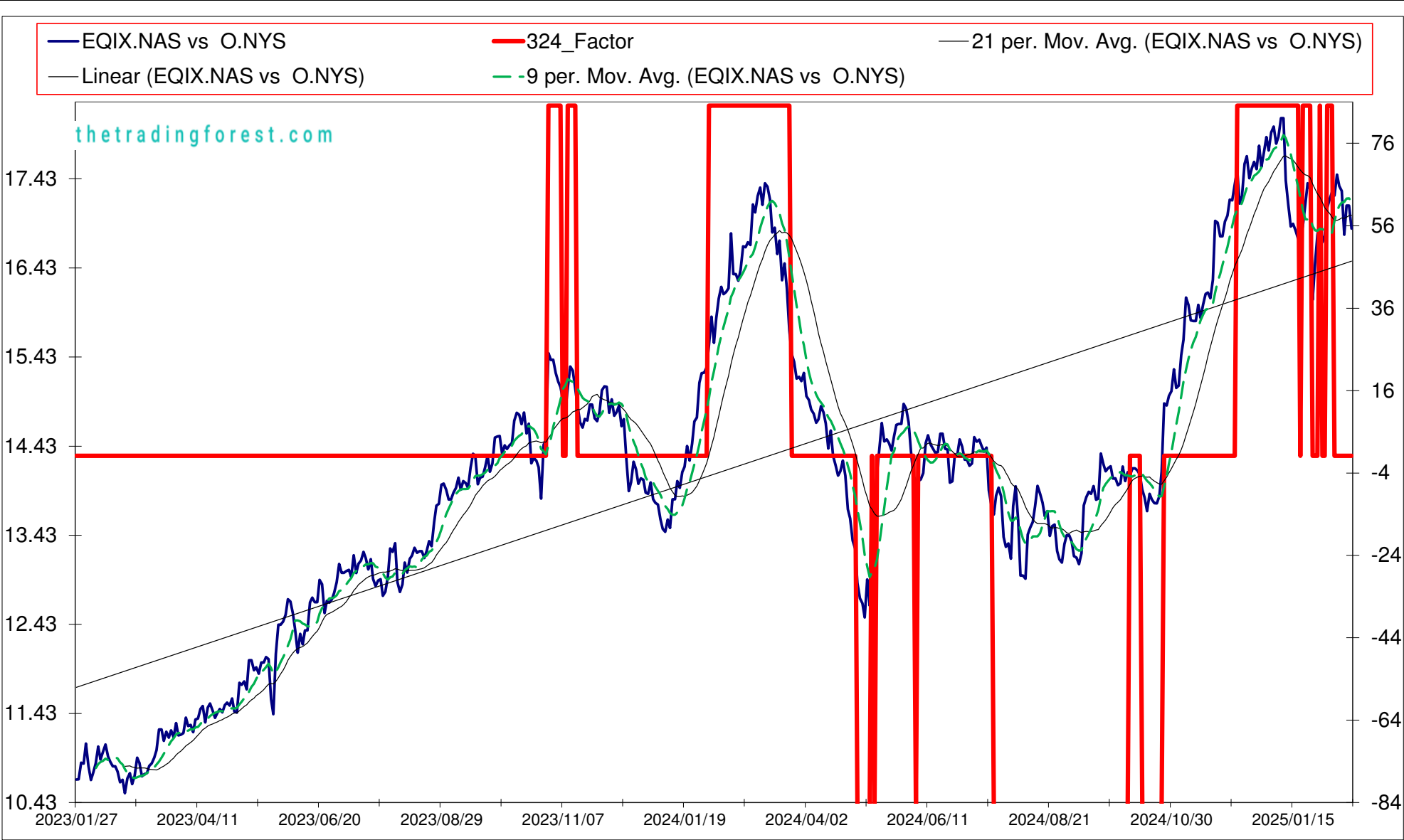
Market Cap : (B)

50 281

Follow the " 3day to 5day waiting period " before entering the trade : understand the Graph, Trend and Variables

Plan your enrty levels. Focus on the process not the outcome. Expect further short-term deviation from the trade signal. "Patience"

-2.41323.314-9.662														
Date	Price or Relative Price	Short_Term_ Radar	Medium_ Term_Radar	Caterpillar_ %	Wise_ Owl(Rnk)	324_Factor	Factor_324	Defcon _Index	Defcon _Index_Trade	Margin of Safety	75_Day_Mom	Trade_Rating (Guidance)	Trendsum	
2024/12/18	17.542	No Trade	No Trade	62.33%	50	Research	85	99	Research Defon Sell	11.74%	33.06%	A	32	
2024/12/19	17.805	No Trade	No Trade	71.08%	50	Research	85	100	Research Defon Sell	13.39%	35.83%	A	33	
2024/12/20	17.564	No Trade	No Trade	62.81%	50	Research	85	99	Research Defon Sell	11.83%	32.74%	B	35	
2024/12/23	17.728	No Trade	No Trade	67.92%	50	Research	85	100	Research Defon Sell	12.80%	28.76%	A	37	
2024/12/27	17.901	No Trade	No Trade	73.18%	50	Research	85	100	Research Defon Sell	13.79%	29.17%	A	38	
2024/12/30	17.749	No Trade	No Trade	67.65%	50	Research	85	99	Research Defon Sell	12.75%	27.50%	A	38	
2025/01/02	17.951	No Trade	No Trade	74.02%	50	Research	85	100	Research Defon Sell	13.95%	29.16%	A	38	
2025/01/03	18.017	No Trade	No Trade	76.11%	50	Research	85	100	Research Defon Sell	14.34%	28.84%	A	39	
2025/01/06	17.827	No Trade	No Trade	69.25%	50	Research	85	99	Research Defon Sell	13.05%	28.88%	B	41	
2025/01/07	17.903	No Trade	No Trade	71.67%	50	Research	85	99	Research Defon Sell	13.50%	29.32%	A	41	
2025/01/08	18.112	No Trade	No Trade	78.55%	50	Research	85	100	Research Defon Sell	14.80%	26.22%	A	40	
2025/01/09	18.112	No Trade	No Trade	78.41%	50	Research	85	100	Research Defon Sell	14.77%	27.25%	A	41	
2025/01/10	17.415	Sell_Panda_ST	Sell_Panda_ST	54.84%	50	Research	85	96	Research Defon Sell	10.33%	23.06%	B	40	
2025/01/13	17.146	Sell_Panda_ST	Sell_Panda_ST	45.39%	30	Research	85	0	Absolutely no Trade	8.55%	20.85%	C	36	
2025/01/14	16.897	Sell_Panda_ST	Sell_Panda_ST	36.90%	0	Research	85	0	Absolutely no Trade	6.95%	18.93%	C	30	
2025/01/15	16.927	Sell_Panda_ST	Sell_Panda_ST	37.76%	0	Research	85	0	Absolutely no Trade	7.11%	20.32%	C	25	
2025/01/16	16.854	Sell_Panda_ST	Sell_Panda_ST	35.17%	0	Research	85	0	Absolutely no Trade	6.63%	19.78%	C	19	
2025/01/17	16.763	Sell_Panda_ST	Sell_Panda_ST	31.98%	0	Research	85	0	Absolutely no Trade	6.03%	19.77%	C	13	
2025/01/20	16.763	No Trade	No Trade	31.58%	0	Absolutely No	0	0	Absolutely no Trade	5.95%	19.60%	C	8	
2025/01/21	16.902	No Trade	No Trade	36.11%	0	Research	85	0	Absolutely no Trade	6.80%	19.00%	C	3	
2025/01/22	17.147	No Trade	No Trade	44.18%	0	Research	85	0	Absolutely no Trade	8.32%	22.11%	C	-2	
2025/01/23	17.383	No Trade	No Trade	51.97%	50	Research	85	96	Research Defon Sell	9.79%	22.93%	B	-2	
2025/01/24	17.314	No Trade	No Trade	49.53%	50	Research	85	96	Research Defon Sell	9.33%	22.73%	B	-1	
2025/01/27	16.073	No Trade	No Trade	7.56%	0	Absolutely No	0	0	Absolutely no Trade	1.42%	13.31%	C	-3	
2025/01/28	16.493	No Trade	No Trade	21.50%	0	Absolutely No	0	0	Absolutely no Trade	4.05%	16.28%	C	-5	
2025/01/29	16.800	No Trade	No Trade	31.65%	0	Absolutely No	0	0	Absolutely no Trade	5.96%	18.63%	C	-8	
2025/01/30	16.976	No Trade	No Trade	37.39%	0	Research	85	0	Absolutely no Trade	7.04%	20.27%	C	-11	
2025/01/31	16.721	No Trade	No Trade	28.74%	0	Absolutely No	0	0	Absolutely no Trade	5.41%	19.92%	C	-12	
2025/02/03	16.792	No Trade	No Trade	30.71%	0	Absolutely No	0	0	Absolutely no Trade	5.79%	21.17%	C	-12	
2025/02/04	17.107	No Trade	No Trade	41.10%	0	Research	85	0	Absolutely no Trade	7.74%	24.83%	C	-12	
2025/02/05	17.206	No Trade	No Trade	44.26%	0	Research	85	0	Absolutely no Trade	8.34%	23.81%	C	-12	
2025/02/06	17.284	No Trade	No Trade	46.74%	50	Research	85	95	Research Defon Sell	8.81%	24.94%	B	-10	
2025/02/07	17.244	No Trade	No Trade	45.29%	0	Absolutely No	0	95	Research Defon Sell	8.53%	25.01%	C	-6	
2025/02/10	17.479	No Trade	No Trade	52.70%	0	Absolutely No	0	97	Research Defon Sell	9.93%	26.74%	C	-2	
2025/02/11	17.353	No Trade	No Trade	48.36%	0	Absolutely No	0	96	Research Defon Sell	9.11%	25.09%	C	2	
2025/02/12	17.296	No Trade	No Trade	46.34%	0	Absolutely No	0	95	Research Defon Sell	8.73%	22.24%	C	4	
2025/02/13	16.806	No Trade	No Trade	29.86%	0	Absolutely No	0	0	Absolutely no Trade	5.63%	12.69%	C	3	
2025/02/14	17.133	No Trade	No Trade	40.64%	0	Absolutely No	0	0	Absolutely no Trade	7.66%	15.07%	C	0	
2025/02/17	17.133	No Trade	No Trade	40.24%	0	Absolutely No	0	0	Absolutely no Trade	7.58%	14.25%	C	-3	
2025/02/18	16.873	No Trade	No Trade	31.43%	0	Absolutely No	0	0	Absolutely no Trade	5.92%	12.11%	C	-5	



Date	9 day	9 vs 21 day	33 day
2024/12/30	Buy_9day	Buy 9 vs 21	Buy 33_Day
2025/01/02	Buy_9day	Buy 9 vs 21	Buy 33_Day
2025/01/03	Buy_9day	Buy 9 vs 21	Buy 33_Day
2025/01/06	Buy_9day	Buy 9 vs 21	Buy 33_Day
2025/01/07	Buy_9day	Buy 9 vs 21	Buy 33_Day
2025/01/08	Buy_9day	Buy 9 vs 21	Buy 33_Day
2025/01/09	Buy_9day	Buy 9 vs 21	Buy 33_Day
2025/01/10	Sell_9day	Buy 9 vs 21	Buy 33_Day
2025/01/13	Sell_9day	Buy 9 vs 21	Sell 33_Day
2025/01/14	Sell_9day	Buy 9 vs 21	Sell 33_Day
2025/01/15	Sell_9day	Sell 9 vs 21	Sell 33_Day
2025/01/16	Sell_9day	Sell 9 vs 21	Sell 33_Day
2025/01/17	Sell_9day	Sell 9 vs 21	Sell 33_Day
2025/01/20	Sell_9day	Sell 9 vs 21	Sell 33_Day
2025/01/21	Sell_9day	Sell 9 vs 21	Sell 33_Day
2025/01/22	Buy_9day	Sell 9 vs 21	Sell 33_Day
2025/01/23	Buy_9day	Sell 9 vs 21	Sell 33_Day
2025/01/24	Buy_9day	Sell 9 vs 21	Sell 33_Day
2025/01/27	Sell_9day	Sell 9 vs 21	Sell 33_Day
2025/01/28	Sell_9day	Sell 9 vs 21	Sell 33_Day
2025/01/29	Sell_9day	Sell 9 vs 21	Sell 33_Day
2025/01/30	Buy_9day	Sell 9 vs 21	Sell 33_Day
2025/01/31	Sell_9day	Sell 9 vs 21	Sell 33_Day
2025/02/03	Sell_9day	Sell 9 vs 21	Sell 33_Day
2025/02/04	Buy_9day	Sell 9 vs 21	Sell 33_Day
2025/02/05	Buy_9day	Sell 9 vs 21	Sell 33_Day
2025/02/06	Buy_9day	Sell 9 vs 21	Sell 33_Day
2025/02/07	Buy_9day	Sell 9 vs 21	Sell 33_Day
2025/02/10	Buy_9day	Buy 9 vs 21	Buy 33_Day
2025/02/11	Buy_9day	Buy 9 vs 21	Buy 33_Day
2025/02/12	Buy_9day	Buy 9 vs 21	Buy 33_Day
2025/02/13	Sell_9day	Buy 9 vs 21	Sell 33_Day
2025/02/14	Sell_9day	Buy 9 vs 21	Sell 33_Day
2025/02/17	Sell_9day	Buy 9 vs 21	Sell 33_Day
2025/02/18	Sell_9day	Buy 9 vs 21	Sell 33_Day

Strategy Universe	Pairs_NYSE_Real Estate	Ascendant guidance	Trade	Strategy_Open Date	2025/01/10	Caterpillar Guidance	Trade
						(+) : Mom Days	0
						(-) : Mom Days	0
						Guided : Factor	9 vs 21 day
						324_Buy Guidance	0.0%
						324_Sell Guidance	93.2%
						Mom_75 (days)	12.1%
						9 vs 21 day	0.90%
						Price vs 9 day	-1.77%



HES.NYS

B Hess Corporation

u Energy

y Oil, Gas & Consumable Fuels

New York

Market Cap : (B)

45 650

DVN.NYS

Devon Energy

Energy

Oil, Gas & Consumable Fuels

New York

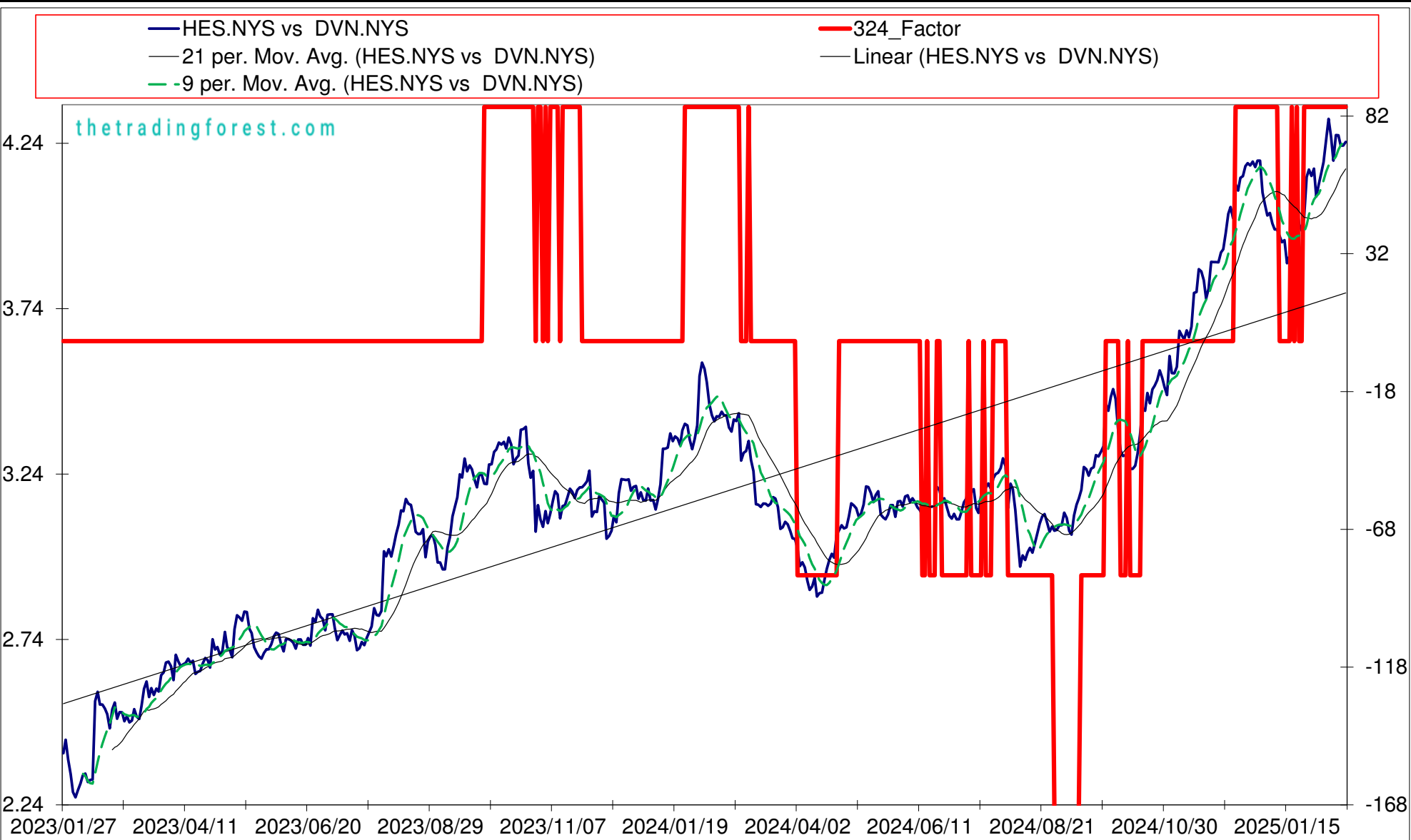
Market Cap : (B)

25 915

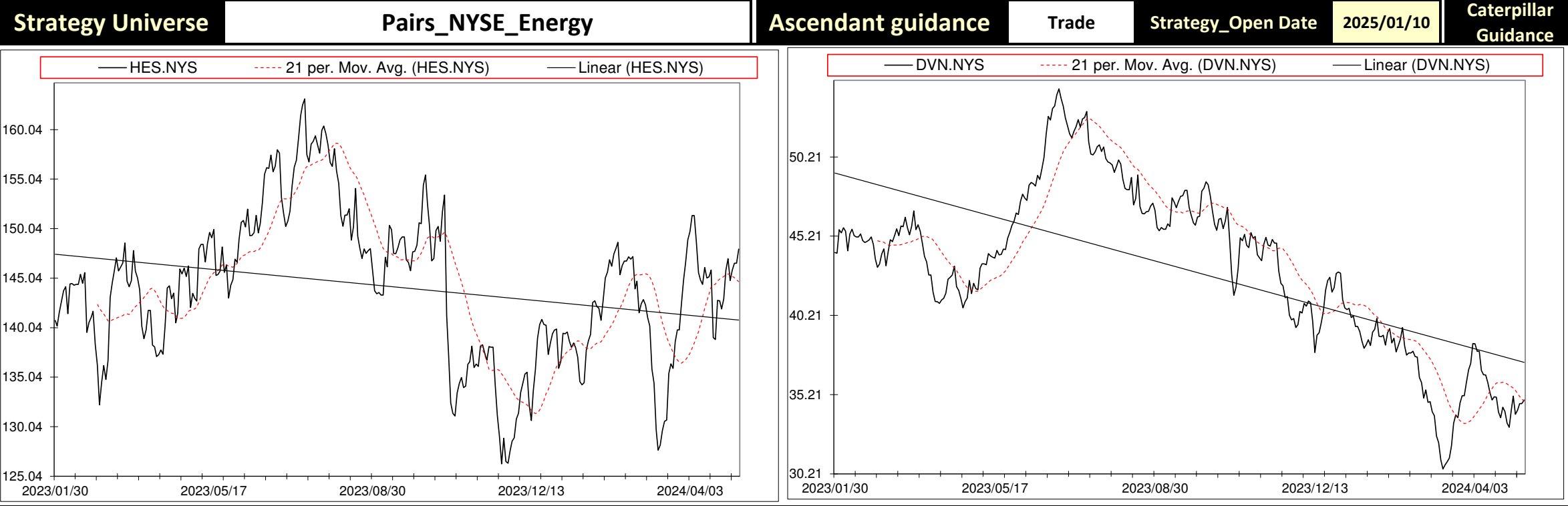
Follow the " 3day to 5day waiting period " before entering the trade : understand the Graph, Trend and Variables

Plan your enrty levels. Focus on the process not the outcome. Expect further short-term deviation from the trade signal. "Patience"

Date	Price or Relative Price	Short_Term_ Radar	Medium_ Term_Radar	Caterpillar_ %	Wise_ Owl(Rnk)	324_Factor	Factor_324	Defcon _Index	Defcon _Index_Trade	Margin of Safety	75_Day_Mom	Trade_Rating (Guidance)	Trendsum
2024/12/18	4.171	No Trade	No Trade	76.37%	50	Research	85	100	Research Defon Sell	12.66%	36.03%	A	44
2024/12/19	4.183	No Trade	No Trade	77.99%	50	Research	85	100	Research Defon Sell	12.93%	36.91%	A	45
2024/12/20	4.166	No Trade	No Trade	74.91%	50	Research	85	100	Research Defon Sell	12.42%	33.83%	A	44
2024/12/23	4.185	No Trade	No Trade	76.99%	50	Research	85	100	Research Defon Sell	12.76%	33.07%	A	43
2024/12/27	4.185	No Trade	No Trade	75.60%	50	Research	85	100	Research Defon Sell	12.53%	32.27%	A	43
2024/12/30	4.089	Sell_Panda_ST	No Trade	58.89%	50	Research	85	98	Research Defon Sell	9.76%	28.16%	B	39
2025/01/02	4.054	Sell_Panda_ST	Sell_Panda_ST	52.37%	50	Research	85	97	Research Defon Sell	8.68%	24.41%	B	35
2025/01/03	4.020	Sell_Panda_ST	Sell_Panda_ST	46.42%	50	Research	85	96	Research Defon Sell	7.69%	23.60%	B	29
2025/01/06	4.027	Sell_Panda_ST	Sell_Panda_ST	46.64%	50	Research	85	96	Research Defon Sell	7.73%	24.56%	B	24
2025/01/07	3.996	Sell_Panda_ST	Sell_Panda_ST	41.22%	50	Research	85	95	Research Defon Sell	6.83%	22.77%	B	18
2025/01/08	3.978	Sell_Panda_ST	Sell_Panda_ST	37.96%	50	Research	85	95	Research Defon Sell	6.29%	22.07%	B	13
2025/01/09	3.978	No Trade	No Trade	37.64%	50	Research	85	95	Research Defon Sell	6.24%	20.72%	B	9
2025/01/10	3.957	No Trade	No Trade	34.00%	0	Absolutely No	0	0	Absolutely no Trade	5.63%	20.22%	C	4
2025/01/13	3.939	No Trade	No Trade	30.11%	0	Absolutely No	0	0	Absolutely no Trade	4.99%	19.17%	C	-1
2025/01/14	3.945	No Trade	No Trade	30.81%	0	Absolutely No	0	0	Absolutely no Trade	5.11%	18.76%	C	-5
2025/01/15	3.875	No Trade	No Trade	19.24%	0	Absolutely No	0	0	Absolutely no Trade	3.19%	12.31%	C	-9
2025/01/16	3.897	No Trade	No Trade	22.47%	0	Absolutely No	0	0	Absolutely no Trade	3.72%	13.64%	C	-13
2025/01/17	3.988	No Trade	No Trade	36.75%	50	Research	85	95	Research Defon Sell	6.09%	14.89%	C	-16
2025/01/20	3.988	No Trade	No Trade	35.78%	0	Absolutely No	0	95	Research Defon Sell	5.93%	14.11%	C	-16
2025/01/21	4.047	No Trade	No Trade	44.95%	50	Research	85	97	Research Defon Sell	7.45%	16.80%	B	-16
2025/01/22	3.993	No Trade	No Trade	35.94%	0	Absolutely No	0	95	Research Defon Sell	5.96%	18.46%	C	-13
2025/01/23	3.974	No Trade	No Trade	32.59%	0	Absolutely No	0	0	Absolutely no Trade	5.40%	20.13%	C	-12
2025/01/24	4.016	No Trade	No Trade	38.88%	50	Research	85	96	Research Defon Sell	6.44%	21.97%	B	-10
2025/01/27	4.136	No Trade	No Trade	57.08%	50	Research	85	99	Research Defon Sell	9.46%	25.51%	B	-7
2025/01/28	4.159	No Trade	No Trade	60.41%	50	Research	85	99	Research Defon Sell	10.01%	26.01%	A	-3
2025/01/29	4.139	No Trade	No Trade	56.98%	50	Research	85	99	Research Defon Sell	9.44%	27.24%	B	-1
2025/01/30	4.161	No Trade	No Trade	60.19%	50	Research	85	99	Research Defon Sell	9.97%	27.88%	A	2
2025/01/31	4.077	No Trade	No Trade	46.45%	50	Research	85	97	Research Defon Sell	7.70%	24.95%	B	3
2025/02/03	4.113	No Trade	No Trade	55.43%	50	Research	85	98	Research Defon Sell	8.49%	24.68%	B	3
2025/02/04	4.148	No Trade	No Trade	61.04%	50	Research	85	99	Research Defon Sell	9.35%	23.53%	A	3
2025/02/05	4.181	No Trade	No Trade	66.33%	50	Research	85	100	Research Defon Sell	10.16%	21.66%	A	8
2025/02/06	4.247	No Trade	No Trade	77.29%	50	Research	85	100	Research Defon Sell	11.84%	23.85%	A	11
2025/02/07	4.312	No Trade	No Trade	88.10%	50	Research	85	100	Research Defon Sell	13.50%	23.81%	A	16
2025/02/10	4.257	No Trade	No Trade	77.50%	50	Research	85	99	Research Defon Sell	11.87%	23.31%	B	19
2025/02/11	4.186	No Trade	No Trade	64.97%	50	Research	85	97	Research Defon Sell	9.96%	19.79%	B	21
2025/02/12	4.263	No Trade	No Trade	77.80%	50	Research	85	99	Research Defon Sell	11.92%	21.60%	B	21
2025/02/13	4.262	No Trade	No Trade	77.36%	50	Research	85	99	Research Defon Sell	11.85%	21.02%	B	20
2025/02/14	4.231	No Trade	No Trade	71.60%	50	Research	85	98	Research Defon Sell	10.97%	19.12%	B	21
2025/02/17	4.231	No Trade	No Trade	70.52%	50	Research	85	98	Research Defon Sell	10.81%	19.89%	B	22
2025/02/18	4.242	Sell_Panda_ST	No Trade	72.15%	50	Research	85	98	Research Defon Sell	11.05%	21.17%	B	20



Date	9 day	9 vs 21 day	33 day
2024/12/30	Sell_9day	Buy 9 vs 21	Buy 33_Day
2025/01/02	Sell_9day	Buy 9 vs 21	Buy 33_Day
2025/01/03	Sell_9day	Buy 9 vs 21	Buy 33_Day
2025/01/06	Sell_9day	Buy 9 vs 21	Buy 33_Day
2025/01/07	Sell_9day	Buy 9 vs 21	Sell 33_Day
2025/01/08	Sell_9day	Sell 9 vs 21	Sell 33_Day
2025/01/09	Sell_9day	Sell 9 vs 21	Sell 33_Day
2025/01/10	Sell_9day	Sell 9 vs 21	Sell 33_Day
2025/01/13	Sell_9day	Sell 9 vs 21	Sell 33_Day
2025/01/14	Sell_9day	Sell 9 vs 21	Sell 33_Day
2025/01/15	Sell_9day	Sell 9 vs 21	Sell 33_Day
2025/01/16	Sell_9day	Sell 9 vs 21	Sell 33_Day
2025/01/17	Buy_9day	Sell 9 vs 21	Sell 33_Day
2025/01/20	Buy_9day	Sell 9 vs 21	Sell 33_Day
2025/01/21	Buy_9day	Sell 9 vs 21	Buy 33_Day
2025/01/22	Buy_9day	Sell 9 vs 21	Sell 33_Day
2025/01/23	Buy_9day	Sell 9 vs 21	Sell 33_Day
2025/01/24	Buy_9day	Sell 9 vs 21	Sell 33_Day
2025/01/27	Buy_9day	Sell 9 vs 21	Buy 33_Day
2025/01/28	Buy_9day	Buy 9 vs 21	Buy 33_Day
2025/01/29	Buy_9day	Buy 9 vs 21	Buy 33_Day
2025/01/30	Buy_9day	Buy 9 vs 21	Buy 33_Day
2025/01/31	Sell_9day	Buy 9 vs 21	Buy 33_Day
2025/02/03	Buy_9day	Buy 9 vs 21	Buy 33_Day
2025/02/04	Buy_9day	Buy 9 vs 21	Buy 33_Day
2025/02/05	Buy_9day	Buy 9 vs 21	Buy 33_Day
2025/02/06	Buy_9day	Buy 9 vs 21	Buy 33_Day
2025/02/07	Buy_9day	Buy 9 vs 21	Buy 33_Day
2025/02/10	Buy_9day	Buy 9 vs 21	Buy 33_Day
2025/02/11	Sell_9day	Buy 9 vs 21	Buy 33_Day
2025/02/12	Buy_9day	Buy 9 vs 21	Buy 33_Day
2025/02/13	Buy_9day	Buy 9 vs 21	Buy 33_Day
2025/02/14	Sell_9day	Buy 9 vs 21	Buy 33_Day
2025/02/17	Sell_9day	Buy 9 vs 21	Buy 33_Day
2025/02/18	Sell_9day	Buy 9 vs 21	Buy 33_Day



Caterpillar Guidance		Trade
(+) : Mom Days	111	
(-) : Mom Days	0	
Guided : Factor	66 day	
324_Buy Guidance	0.0%	
324_Sell Guidance	98.4%	
Mom_75 (days)	21.2%	
9 vs 21 day	2.09%	
Price vs 9 day	-0.13%	

S  
e  
i  
l

LVS.NYS

Las Vegas Sands

Consumer Discretionary

Hotels, Restaurants & Leisure

New York

Market Cap : (B)

36 308

Follow the " 3day to 5day waiting period " before entering the trade : understand the Graph, Trend and Variables

MGM.NYS

MGM Resorts International

Consumer Discretionary

Hotels, Restaurants & Leisure

New York

Market Cap : (B)


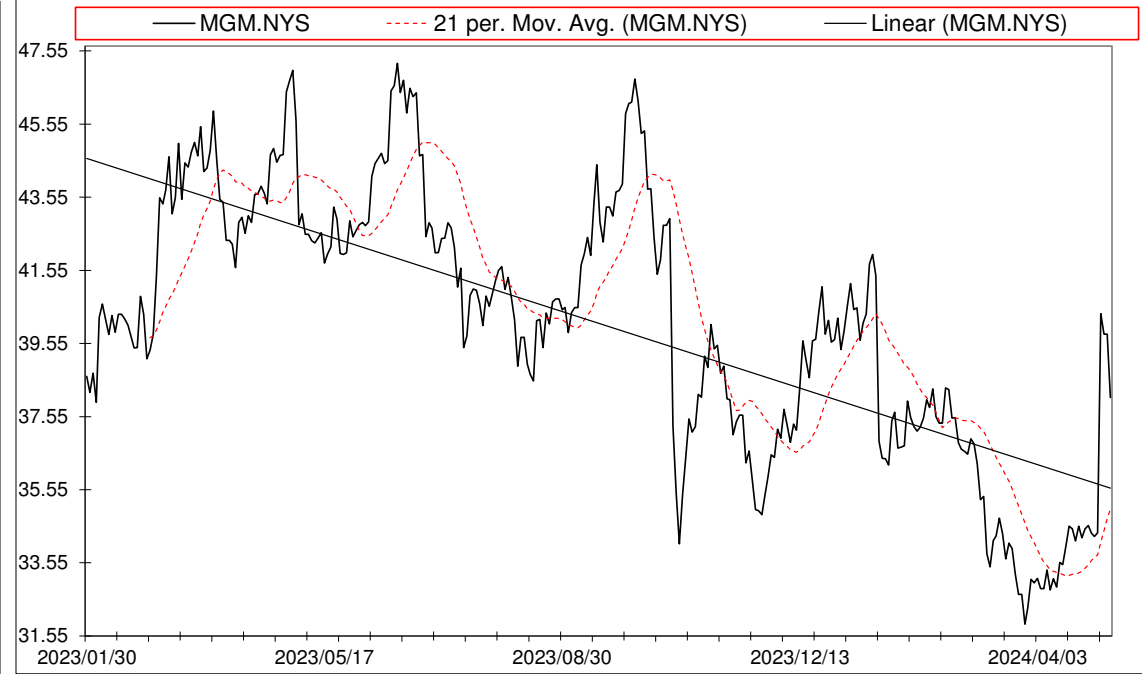
11 255

Plan your enrty levels. Focus on the process not the outcome. Expect further short-term deviation from the trade signal. "Patience"

-1.383												34.407		-24.882	
Date	Price or Relative Price	Short_Term_ Radar	Medium_ Term_Radar	Caterpillar_ %	Wise_ Owl(Rnk)	324_Factor	Factor_324	Defcon _Index	Defcon _Index_Trade	Margin of Safety	75_Day_Mom	Trade_Rating (Guidance)	Trendsum		
2024/12/18	1.509	No Trade	No Trade	69.26%	50	Research	85	100	Research Defon Sell	19.11%	35.20%	A	23		
2024/12/19	1.533	No Trade	No Trade	75.97%	50	Research	85	100	Research Defon Sell	20.96%	35.23%	A	25		
2024/12/20	1.530	No Trade	No Trade	74.69%	50	Research	85	100	Research Defon Sell	20.61%	33.72%	A	27		
2024/12/23	1.507	No Trade	No Trade	67.65%	50	Research	85	98	Research Defon Sell	18.67%	33.74%	B	27		
2024/12/27	1.492	No Trade	No Trade	62.75%	50	Research	85	97	Research Defon Sell	17.31%	34.07%	B	28		
2024/12/30	1.476	Sell_Panda_ST	No Trade	57.87%	50	Research	85	96	Research Defon Sell	15.97%	34.45%	B	26		
2025/01/02	1.482	Sell_Panda_ST	No Trade	59.27%	50	Research	85	97	Research Defon Sell	16.35%	35.24%	B	24		
2025/01/03	1.479	Sell_Panda_ST	Sell_Panda_ST	58.13%	50	Research	85	96	Research Defon Sell	16.04%	33.87%	B	21		
2025/01/06	1.501	Sell_Panda_ST	No Trade	63.81%	50	Research	85	98	Research Defon Sell	17.61%	34.87%	B	17		
2025/01/07	1.490	Sell_Panda_ST	No Trade	60.54%	50	Research	85	97	Research Defon Sell	16.70%	34.97%	B	13		
2025/01/08	1.504	No Trade	No Trade	64.34%	50	Research	85	98	Research Defon Sell	17.75%	34.82%	B	11		
2025/01/09	1.504	No Trade	No Trade	64.19%	60	Research	170	98	Research Defon Sell	17.71%	33.63%	AA	9		
2025/01/10	1.481	No Trade	No Trade	57.74%	60	Research	170	97	Research Defon Sell	15.93%	29.57%	A	10		
2025/01/13	1.450	No Trade	No Trade	48.34%	0	Research	85	0	Absolutely no Trade	13.34%	22.01%	C	9		
2025/01/14	1.360	No Trade	No Trade	22.64%	0	Research	85	0	Absolutely no Trade	6.25%	12.78%	C	5		
2025/01/15	1.339	No Trade	No Trade	16.80%	0	Absolutely No	0	0	Absolutely no Trade	4.64%	6.02%	C	2		
2025/01/16	1.327	No Trade	No Trade	13.30%	0	Absolutely No	0	0	Absolutely no Trade	3.67%	2.89%	C	-2		
2025/01/17	1.352	No Trade	No Trade	19.99%	0	Absolutely No	0	0	Absolutely no Trade	5.51%	4.95%	C	-8		
2025/01/20	1.352	No Trade	No Trade	19.58%	0	Absolutely No	0	0	Absolutely no Trade	5.40%	0.71%	C	-14		
2025/01/21	1.360	No Trade	No Trade	21.85%	0	Research	85	0	Absolutely no Trade	6.03%	3.99%	C	-18		
2025/01/22	1.341	No Trade	No Trade	16.33%	0	Absolutely No	0	0	Absolutely no Trade	4.51%	2.37%	C	-20		
2025/01/23	1.312	No Trade	No Trade	7.96%	0	Absolutely No	0	-59	Absolutely no Trade	2.20%	0.87%	C	-22		
2025/01/24	1.323	No Trade	No Trade	10.85%	0	Absolutely No	0	0	Absolutely no Trade	2.99%	1.93%	C	-21		
2025/01/27	1.295	No Trade	No Trade	2.59%	0	Absolutely No	0	-61	Absolutely no Trade	0.71%	-0.58%	C	-22		
2025/01/28	1.290	No Trade	No Trade	1.26%	0	Absolutely No	0	-62	Absolutely no Trade	0.35%	-0.15%	C	-24		
2025/01/29	1.277	No Trade	No Trade	3.00%	0	Absolutely No	0	-65	Absolutely no Trade	-0.73%	-2.80%	C	-26		
2025/01/30	1.396	No Trade	No Trade	30.80%	0	Research	85	0	Absolutely no Trade	8.50%	4.74%	C	-26		
2025/01/31	1.329	No Trade	No Trade	11.78%	0	Absolutely No	0	0	Absolutely no Trade	3.25%	2.33%	C	-27		
2025/02/03	1.316	No Trade	No Trade	7.59%	0	Absolutely No	0	0	Absolutely no Trade	2.09%	1.72%	C	-29		
2025/02/04	1.289	No Trade	No Trade	0.09%	0	Absolutely No	0	-64	Absolutely no Trade	-0.02%	-0.49%	C	-30		
2025/02/05	1.271	No Trade	No Trade	5.80%	0	Absolutely No	0	-66	Absolutely no Trade	-1.42%	1.56%	C	-30		
2025/02/06	1.227	No Trade	No Trade	19.88%	0	Absolutely No	0	-70	Absolutely no Trade	-4.86%	-1.93%	C	-30		
2025/02/07	1.243	No Trade	No Trade	14.97%	0	Absolutely No	0	-69	Absolutely no Trade	-3.66%	-1.65%	C	-30		
2025/02/10	1.213	No Trade	No Trade	25.06%	0	Absolutely No	0	-72	Absolutely no Trade	-6.13%	-5.04%	C	-30		
2025/02/11	1.204	No Trade	No Trade	28.06%	0	Absolutely No	0	-73	Absolutely no Trade	-6.86%	-6.52%	C	-30		
2025/02/12	1.219	No Trade	No Trade	23.41%	0	Absolutely No	0	-71	Absolutely no Trade	-5.72%	-6.85%	C	-32		
2025/02/13	1.046	No Trade	No Trade	78.34%	50	Research	-85	-88	Research Defcon Buy	-19.15%	-20.02%	C	-34		
2025/02/14	1.089	No Trade	No Trade	64.59%	30	Research	-85	-83	Research Defcon Buy	-15.79%	-15.24%	C	-38		
2025/02/17	1.089	No Trade	No Trade	64.95%	30	Research	-85	-83	Research Defcon Buy	-15.88%	-14.32%	C	-40		
2025/02/18	1.151	No Trade	No Trade	45.62%	30	Research	-85	0	Absolutely no Trade	-11.15%	-9.95%	C	-39		



Date	9 day	9 vs 21 day	33 day
2024/12/30	Sell_9day	Buy 9 vs 21	Buy 33_Day
2025/01/02	Sell_9day	Buy 9 vs 21	Buy 33_Day
2025/01/03	Sell_9day	Buy 9 vs 21	Buy 33_Day
2025/01/06	Sell_9day	Buy 9 vs 21	Buy 33_Day
2025/01/07	Sell_9day	Buy 9 vs 21	Buy 33_Day
2025/01/08	Buy_9day	Buy 9 vs 21	Buy 33_Day
2025/01/09	Buy_9day	Sell 9 vs 21	Buy 33_Day
2025/01/10	Sell_9day	Sell 9 vs 21	Buy 33_Day
2025/01/13	Sell_9day	Sell 9 vs 21	Sell 33_Day
2025/01/14	Sell_9day	Sell 9 vs 21	Sell 33_Day
2025/01/15	Sell_9day	Sell 9 vs 21	Sell 33_Day
2025/01/16	Sell_9day	Sell 9 vs 21	Sell 33_Day
2025/01/17	Sell_9day	Sell 9 vs 21	Sell 33_Day
2025/01/20	Sell_9day	Sell 9 vs 21	Sell 33_Day
2025/01/21	Sell_9day	Sell 9 vs 21	Sell 33_Day
2025/01/22	Sell_9day	Sell 9 vs 21	Sell 33_Day
2025/01/23	Sell_9day	Sell 9 vs 21	Sell 33_Day
2025/01/24	Sell_9day	Sell 9 vs 21	Sell 33_Day
2025/01/27	Sell_9day	Sell 9 vs 21	Sell 33_Day
2025/01/28	Sell_9day	Sell 9 vs 21	Sell 33_Day
2025/01/29	Sell_9day	Sell 9 vs 21	Sell 33_Day
2025/01/30	Buy_9day	Sell 9 vs 21	Sell 33_Day
2025/01/31	Buy_9day	Sell 9 vs 21	Sell 33_Day
2025/02/03	Sell_9day	Sell 9 vs 21	Sell 33_Day
2025/02/04	Sell_9day	Sell 9 vs 21	Sell 33_Day
2025/02/05	Sell_9day	Sell 9 vs 21	Sell 33_Day
2025/02/06	Sell_9day	Sell 9 vs 21	Sell 33_Day
2025/02/07	Sell_9day	Sell 9 vs 21	Sell 33_Day
2025/02/10	Sell_9day	Sell 9 vs 21	Sell 33_Day
2025/02/11	Sell_9day	Sell 9 vs 21	Sell 33_Day
2025/02/12	Sell_9day	Sell 9 vs 21	Sell 33_Day
2025/02/13	Sell_9day	Sell 9 vs 21	Sell 33_Day
2025/02/14	Sell_9day	Sell 9 vs 21	Sell 33_Day
2025/02/17	Sell_9day	Sell 9 vs 21	Sell 33_Day
2025/02/18	Sell_9day	Sell 9 vs 21	Sell 33_Day

Strategy Universe	Pairs_NYSE_Leisure	Ascendant guidance	Trade	Strategy_Open Date	2025/01/10	Caterpillar Guidance	Trade
<div><div><p>— LVS.NYS — 21 per. Mov. Avg. (LVS.NYS) — Linear (LVS.NYS)</p></div><div><p>— MGM.NYS — 21 per. Mov. Avg. (MGM.NYS) — Linear (MGM.NYS)</p></div></div>						(+) : Mom Days	0
						(-) : Mom Days	9
						Guided : Factor	9 vs 21 day
						324_Buy Guidance	72.8%
						324_Sell Guidance	0.0%
						Mom_75 (days)	-9.9%
						9 vs 21 day	-6.94%
						Price vs 9 day	-1.16%



45 550

**Plan your entry levels. Focus on the process not the outcome. Expect further short-term deviation from the trade signal. "Patience"**

-48,250

Date	Price or	Short_Term_	Medium_	Caterpillar_	Wise_	324_Factor	Factor_324	Defcon	Defcon		Margin of	75_Day_Mom	Trade_Rating	Trendsum
	Relative Price	Radar	Term_Radar	%	Owl(Rnk)			_Index	_Index_Trade	Safety	(Guidance)			
2024/12/18	6.144	No Trade	No Trade	57.99%	50	Research	85	98	Research	Defon Sell	7.84%	32.18%	B	27
2024/12/19	6.269	No Trade	No Trade	73.31%	50	Research	85	100	Research	Defon Sell	9.91%	35.01%	A	29
2024/12/20	6.327	No Trade	No Trade	79.99%	50	Research	85	100	Research	Defon Sell	10.82%	35.67%	A	31
2024/12/23	6.325	No Trade	No Trade	77.01%	50	Research	85	100	Research	Defon Sell	10.41%	35.20%	A	33
2024/12/27	6.260	No Trade	No Trade	65.17%	50	Research	85	99	Research	Defon Sell	8.81%	32.50%	B	33
2024/12/30	6.302	No Trade	No Trade	68.06%	50	Research	85	100	Research	Defon Sell	9.20%	32.25%	A	31
2025/01/02	6.305	No Trade	No Trade	65.80%	50	Research	85	100	Research	Defon Sell	8.90%	31.91%	A	28
2025/01/03	6.187	No Trade	No Trade	49.91%	50	Research	85	98	Research	Defon Sell	6.75%	29.59%	B	25
2025/01/06	6.147	Sell_Panda_ST	No Trade	42.36%	0	Absolutely No	0	97	Research	Defon Sell	5.73%	28.51%	C	22
2025/01/07	6.116	Sell_Panda_ST	Sell_Panda_ST	37.49%	0	Absolutely No	0	97	Research	Defon Sell	5.07%	29.25%	C	17
2025/01/08	6.089	Sell_Panda_ST	Sell_Panda_ST	33.30%	0	Absolutely No	0	96	Research	Defon Sell	4.50%	29.14%	C	12
2025/01/09	6.089	No Trade	No Trade	32.48%	0	Absolutely No	0	96	Research	Defon Sell	4.39%	28.65%	C	8
2025/01/10	5.945	No Trade	No Trade	13.40%	0	Absolutely No	0	0	Absolutely no Trade		1.81%	25.15%	C	4
2025/01/13	5.953	No Trade	No Trade	12.02%	0	Absolutely No	0	0	Absolutely no Trade		1.63%	22.62%	C	0
2025/01/14	5.797	No Trade	No Trade	6.87%	0	Absolutely No	0	0	Absolutely no Trade		-1.14%	17.12%	C	-2
2025/01/15	5.912	No Trade	No Trade	5.37%	0	Absolutely No	0	0	Absolutely no Trade		0.73%	24.31%	C	-5
2025/01/16	5.862	No Trade	No Trade	1.40%	0	Absolutely No	0	0	Absolutely no Trade		-0.23%	25.33%	C	-9
2025/01/17	5.889	No Trade	No Trade	0.82%	0	Absolutely No	0	0	Absolutely no Trade		0.11%	25.36%	C	-12
2025/01/20	5.889	No Trade	No Trade	1.22%	0	Absolutely No	0	0	Absolutely no Trade		-0.20%	22.97%	C	-15
2025/01/21	5.864	No Trade	No Trade	4.35%	0	Absolutely No	0	0	Absolutely no Trade		-0.72%	20.90%	C	-16
2025/01/22	6.151	No Trade	No Trade	29.79%	0	Absolutely No	0	97	Research	Defon Sell	4.03%	25.91%	C	-14
2025/01/23	6.274	No Trade	No Trade	44.31%	0	Absolutely No	0	99	Research	Defon Sell	5.99%	26.79%	C	-12
2025/01/24	6.320	No Trade	No Trade	49.22%	50	Research	85	100	Research	Defon Sell	6.66%	30.17%	A	-9
2025/01/27	6.468	No Trade	No Trade	65.28%	50	Research	85	100	Research	Defon Sell	8.83%	30.84%	A	-6
2025/01/28	6.547	No Trade	No Trade	74.14%	50	Research	85	100	Research	Defon Sell	10.03%	32.68%	A	-1
2025/01/29	6.622	No Trade	No Trade	82.69%	50	Research	85	100	Research	Defon Sell	11.18%	32.74%	A	4
2025/01/30	6.496	No Trade	No Trade	66.26%	50	Research	85	98	Research	Defon Sell	8.96%	32.58%	B	7
2025/01/31	6.601	No Trade	No Trade	78.38%	50	Research	85	100	Research	Defon Sell	10.60%	37.31%	A	9
2025/02/03	6.749	No Trade	No Trade	94.07%	50	Research	85	100	Research	Defon Sell	12.72%	39.84%	A	11
2025/02/04	6.872	No Trade	No Trade	100.00%	50	Research	85	100	Research	Defon Sell	14.67%	41.78%	A	13
2025/02/05	6.915	No Trade	No Trade	100.00%	50	Research	85	100	Research	Defon Sell	15.27%	48.70%	A	16
2025/02/06	6.934	No Trade	No Trade	100.00%	50	Research	85	100	Research	Defon Sell	15.47%	35.23%	A	19
2025/02/07	6.903	No Trade	No Trade	95.87%	50	Research	85	100	Research	Defon Sell	14.83%	32.09%	A	22
2025/02/10	6.865	No Trade	No Trade	89.50%	50	Research	85	99	Research	Defon Sell	13.84%	31.86%	B	23
2025/02/11	6.772	No Trade	No Trade	78.80%	50	Research	85	98	Research	Defon Sell	12.19%	31.47%	B	24
2025/02/12	7.013	No Trade	No Trade	100.00%	50	Research	85	100	Research	Defon Sell	16.06%	36.50%	A	25
2025/02/13	6.812	Sell_Panda_ST	No Trade	78.56%	50	Research	85	97	Research	Defon Sell	12.62%	34.60%	B	27
2025/02/14	6.929	No Trade	No Trade	89.95%	50	Research	85	99	Research	Defon Sell	14.45%	39.55%	B	27
2025/02/17	6.929	No Trade	No Trade	87.78%	50	Research	85	99	Research	Defon Sell	14.10%	39.27%	B	26
2025/02/18	6.708	Sell_Panda_ST	No Trade	64.39%	50	Research	85	96	Research	Defon Sell	10.34%	35.09%	B	22



- B** Sempra Energy
- U** Utilities
- y** Multi-Utilities

**AWK.NYS**

## American Water Works

## Utilities

## Water Utilities

## New York

## Market Cap : (B)

59 711

## New York

**Market Cap : (B)**

26 761

**-14.637**

Date	Price or Relative Price	Short_Term_ Radar	Medium_ Term_Radar	Caterpillar_ %	Wise_ Owl(Rnk)	324_Factor	Factor_324	Defcon _Index	Defcon _Index_Trade	Margin of Safety	75_Day_Mom	Trade_Rating (Guidance)	Trendsum
2024/12/18	0.684	No Trade	No Trade	62.78%	50	Research	85	98	Research Defon Sell	7.14%	18.93%	B	-9
2024/12/19	0.694	No Trade	No Trade	76.02%	50	Research	85	99	Research Defon Sell	8.64%	21.62%	A	-8
2024/12/20	0.689	No Trade	No Trade	69.77%	50	Research	85	99	Research Defon Sell	7.93%	21.37%	B	-5
2024/12/23	0.691	No Trade	No Trade	70.79%	50	Research	85	99	Research Defon Sell	8.05%	24.75%	B	-2
2024/12/27	0.701	No Trade	No Trade	82.65%	50	Research	85	100	Research Defon Sell	9.39%	26.59%	A	2
2024/12/30	0.703	No Trade	No Trade	85.09%	50	Research	85	100	Research Defon Sell	9.67%	26.61%	A	5
2025/01/02	0.703	No Trade	No Trade	84.56%	50	Research	85	100	Research Defon Sell	9.61%	25.59%	A	8
2025/01/03	0.708	No Trade	No Trade	90.90%	50	Research	85	100	Research Defon Sell	10.33%	26.32%	A	11
2025/01/06	0.693	No Trade	No Trade	68.69%	50	Research	85	98	Research Defon Sell	7.81%	23.72%	B	14
2025/01/07	0.693	No Trade	No Trade	67.85%	50	Research	85	98	Research Defon Sell	7.71%	24.36%	B	17
2025/01/08	0.675	Sell_Panda_ST	Sell_Panda_ST	44.20%	0	Absolutely No	0	95	Research Defon Sell	5.02%	22.05%	C	16
2025/01/09	0.675	Sell_Panda_ST	Sell_Panda_ST	43.87%	0	Absolutely No	0	95	Research Defon Sell	4.99%	19.56%	C	12
2025/01/10	0.650	No Trade	No Trade	8.73%	0	Absolutely No	0	0	Absolutely no Trade	0.99%	14.12%	C	10
2025/01/13	0.636	No Trade	No Trade	11.20%	0	Absolutely No	0	0	Absolutely no Trade	-1.32%	11.08%	C	7
2025/01/14	0.638	No Trade	No Trade	9.25%	0	Absolutely No	0	0	Absolutely no Trade	-1.09%	10.70%	C	4
2025/01/15	0.667	No Trade	No Trade	30.59%	0	Absolutely No	0	0	Absolutely no Trade	3.48%	16.59%	C	-2
2025/01/16	0.665	No Trade	No Trade	26.83%	0	Absolutely No	0	0	Absolutely no Trade	3.05%	15.72%	C	-6
2025/01/17	0.673	No Trade	No Trade	37.60%	0	Absolutely No	0	0	Absolutely no Trade	4.27%	17.65%	C	-8
2025/01/20	0.673	No Trade	No Trade	36.61%	0	Absolutely No	0	0	Absolutely no Trade	4.16%	16.79%	C	-7
2025/01/21	0.685	No Trade	No Trade	52.58%	0	Absolutely No	0	97	Research Defon Sell	5.98%	19.99%	C	-3
2025/01/22	0.680	No Trade	No Trade	46.36%	0	Absolutely No	0	96	Research Defon Sell	5.27%	19.29%	C	1
2025/01/23	0.680	No Trade	No Trade	45.15%	0	Absolutely No	0	96	Research Defon Sell	5.13%	17.34%	C	4
2025/01/24	0.680	No Trade	No Trade	45.07%	0	Absolutely No	0	96	Research Defon Sell	5.12%	14.29%	C	7
2025/01/27	0.632	No Trade	No Trade	20.18%	0	Absolutely No	0	0	Absolutely no Trade	-2.38%	6.42%	C	5
2025/01/28	0.647	No Trade	No Trade	0.90%	0	Absolutely No	0	0	Absolutely no Trade	-0.11%	8.10%	C	3
2025/01/29	0.660	No Trade	No Trade	15.97%	0	Absolutely No	0	0	Absolutely no Trade	1.82%	10.51%	C	-2
2025/01/30	0.674	No Trade	No Trade	34.30%	0	Absolutely No	0	95	Research Defon Sell	3.90%	13.84%	C	-5
2025/01/31	0.665	No Trade	No Trade	22.87%	0	Absolutely No	0	0	Absolutely no Trade	2.60%	12.32%	C	-7
2025/02/03	0.657	No Trade	No Trade	10.21%	0	Absolutely No	0	0	Absolutely no Trade	1.16%	10.35%	C	-8
2025/02/04	0.657	No Trade	No Trade	10.92%	0	Absolutely No	0	0	Absolutely no Trade	1.24%	9.44%	C	-10
2025/02/05	0.666	No Trade	No Trade	22.86%	0	Absolutely No	0	0	Absolutely no Trade	2.48%	9.65%	C	-11
2025/02/06	0.662	No Trade	No Trade	17.54%	0	Absolutely No	0	0	Absolutely no Trade	1.87%	9.33%	C	-10
2025/02/07	0.669	No Trade	No Trade	28.00%	0	Absolutely No	0	0	Absolutely no Trade	2.95%	11.15%	C	-8
2025/02/10	0.668	No Trade	No Trade	24.76%	0	Absolutely No	0	0	Absolutely no Trade	2.61%	10.56%	C	-7
2025/02/11	0.667	No Trade	No Trade	23.30%	0	Absolutely No	0	0	Absolutely no Trade	2.45%	10.28%	C	-8
2025/02/12	0.663	No Trade	No Trade	17.58%	0	Absolutely No	0	0	Absolutely no Trade	1.85%	8.12%	C	-7
2025/02/13	0.661	No Trade	No Trade	13.82%	0	Absolutely No	0	0	Absolutely no Trade	1.45%	7.84%	C	-9
2025/02/14	0.669	No Trade	No Trade	25.55%	0	Absolutely No	0	0	Absolutely no Trade	2.69%	9.06%	C	-9
2025/02/17	0.669	No Trade	No Trade	24.51%	0	Absolutely No	0	0	Absolutely no Trade	2.58%	8.78%	C	-8
2025/02/18	0.665	No Trade	No Trade	18.54%	0	Absolutely No	0	0	Absolutely no Trade	1.95%	8.07%	C	-7



Date	9 day	9 vs 21 day	33 day
2025/01/02	Buy_9day	Buy 9 vs 21	Buy 33_Day
2025/01/03	Buy_9day	Buy 9 vs 21	Buy 33_Day
2025/01/06	Sell_9day	Buy 9 vs 21	Buy 33_Day
2025/01/07	Sell_9day	Buy 9 vs 21	Buy 33_Day
2025/01/08	Sell_9day	Buy 9 vs 21	Sell 33_Day
2025/01/09	Sell_9day	Buy 9 vs 21	Sell 33_Day
2025/01/10	Sell_9day	Buy 9 vs 21	Sell 33_Day
2025/01/13	Sell_9day	Sell 9 vs 21	Sell 33_Day
2025/01/14	Sell_9day	Sell 9 vs 21	Sell 33_Day
2025/01/15	Sell_9day	Sell 9 vs 21	Sell 33_Day
2025/01/16	Sell_9day	Sell 9 vs 21	Sell 33_Day
2025/01/17	Buy_9day	Sell 9 vs 21	Sell 33_Day
2025/01/20	Buy_9day	Sell 9 vs 21	Sell 33_Day
2025/01/21	Buy_9day	Sell 9 vs 21	Buy 33_Day
2025/01/22	Buy_9day	Sell 9 vs 21	Buy 33_Day
2025/01/23	Buy_9day	Sell 9 vs 21	Sell 33_Day
2025/01/24	Buy_9day	Sell 9 vs 21	Sell 33_Day
2025/01/27	Sell_9day	Sell 9 vs 21	Sell 33_Day
2025/01/28	Sell_9day	Sell 9 vs 21	Sell 33_Day
2025/01/29	Sell_9day	Sell 9 vs 21	Sell 33_Day
2025/01/30	Buy_9day	Sell 9 vs 21	Sell 33_Day
2025/01/31	Sell_9day	Sell 9 vs 21	Sell 33_Day
2025/02/03	Sell_9day	Sell 9 vs 21	Sell 33_Day
2025/02/04	Sell_9day	Sell 9 vs 21	Sell 33_Day
2025/02/05	Buy_9day	Sell 9 vs 21	Sell 33_Day
2025/02/06	Buy_9day	Sell 9 vs 21	Sell 33_Day
2025/02/07	Buy_9day	Sell 9 vs 21	Sell 33_Day
2025/02/10	Buy_9day	Buy 9 vs 21	Sell 33_Day
2025/02/11	Buy_9day	Buy 9 vs 21	Sell 33_Day
2025/02/12	Sell_9day	Sell 9 vs 21	Sell 33_Day
2025/02/13	Sell_9day	Sell 9 vs 21	Sell 33_Day
2025/02/14	Buy_9day	Sell 9 vs 21	Sell 33_Day
2025/02/17	Buy_9day	Buy 9 vs 21	Buy 33_Day
2025/02/18	Sell_9day	Buy 9 vs 21	Sell 33_Day

Strategy Universe

Pairs\_NYSE\_Utilities

Ascendant guidance

Trade

Strategy\_Open Date

2025/01/10

Caterpillar Guidance

Trade

SRE.NYS

21 per. Mov. Avg. (SRE.NYS)

Linear (SRE.NYS)

AWK.NYS

21 per. Mov. Avg. (AWK.NYS)

Linear (AWK.NYS)

(+) : Mom Days

0

(-) : Mom Days

0

Guided : Factor

9 vs 21 day

324\_Buy Guidance

0.0%

324\_Sell Guidance

93.9%

Mom\_75 (days)

8.1%

9 vs 21 day

0.07%

Price vs 9 day

-0.10%



SRE.NYS

B Sempra Energy

U Utilities

Y Multi-Utilities

New York

Market Cap : (B)

59 711

ED.NYS

Consolidated Edison

Utilities

Multi-Utilities

New York

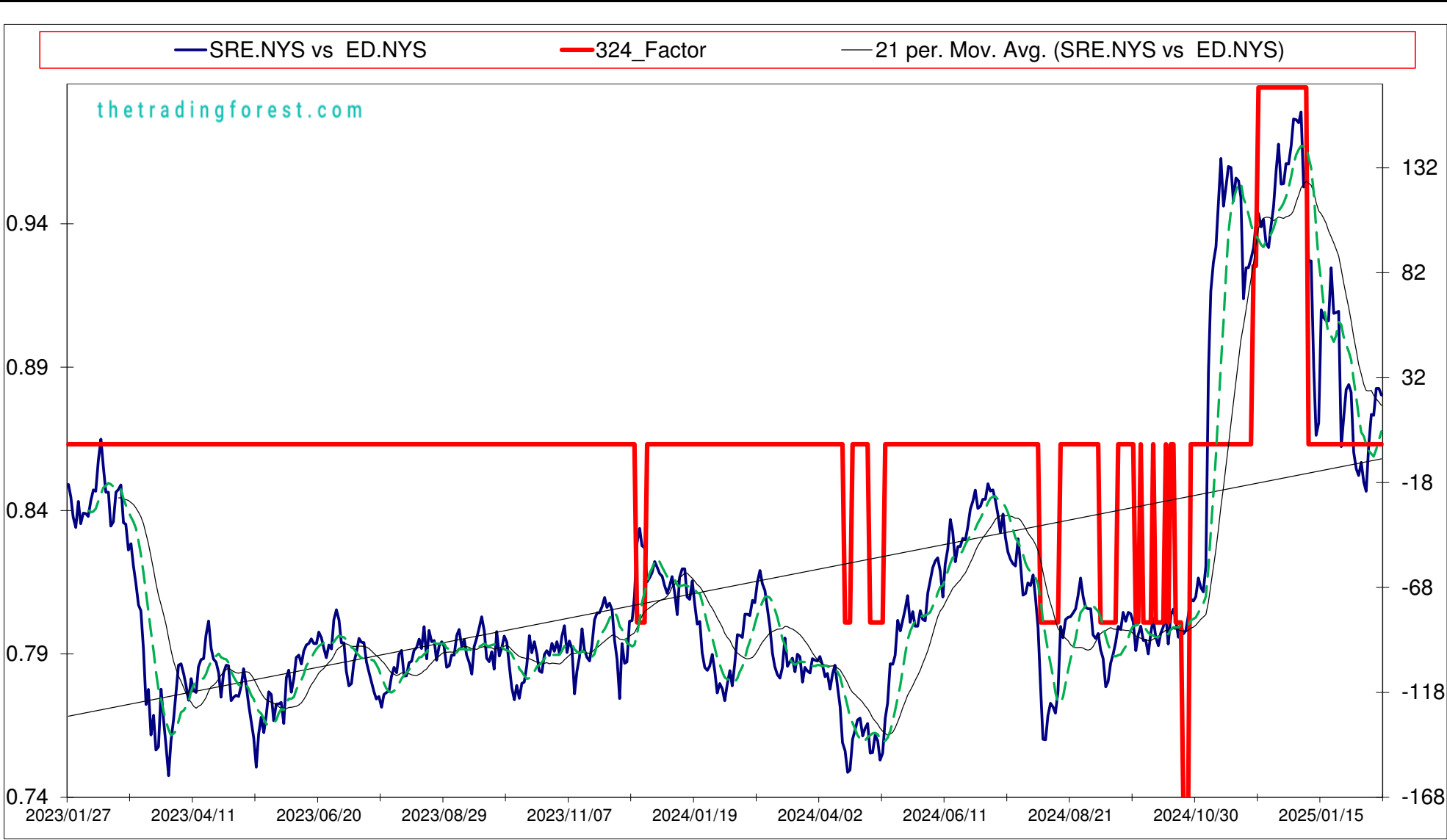
Market Cap : (B)

34 073

Follow the " 3day to 5day waiting period " before entering the trade : understand the Graph, Trend and Variables

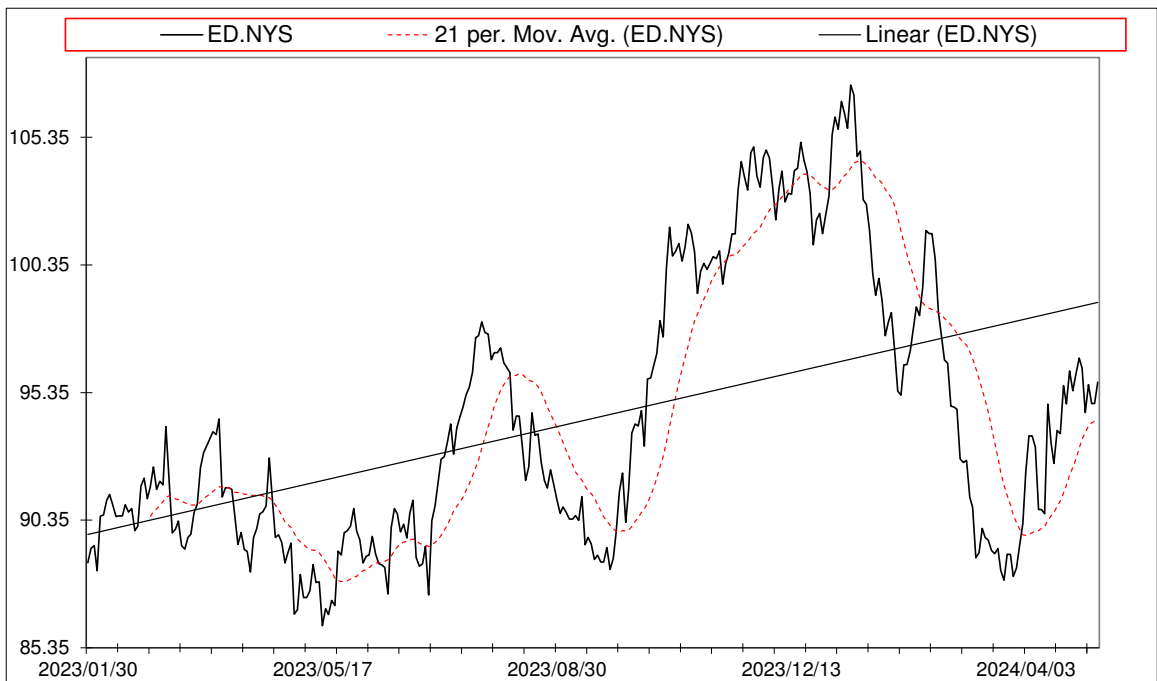
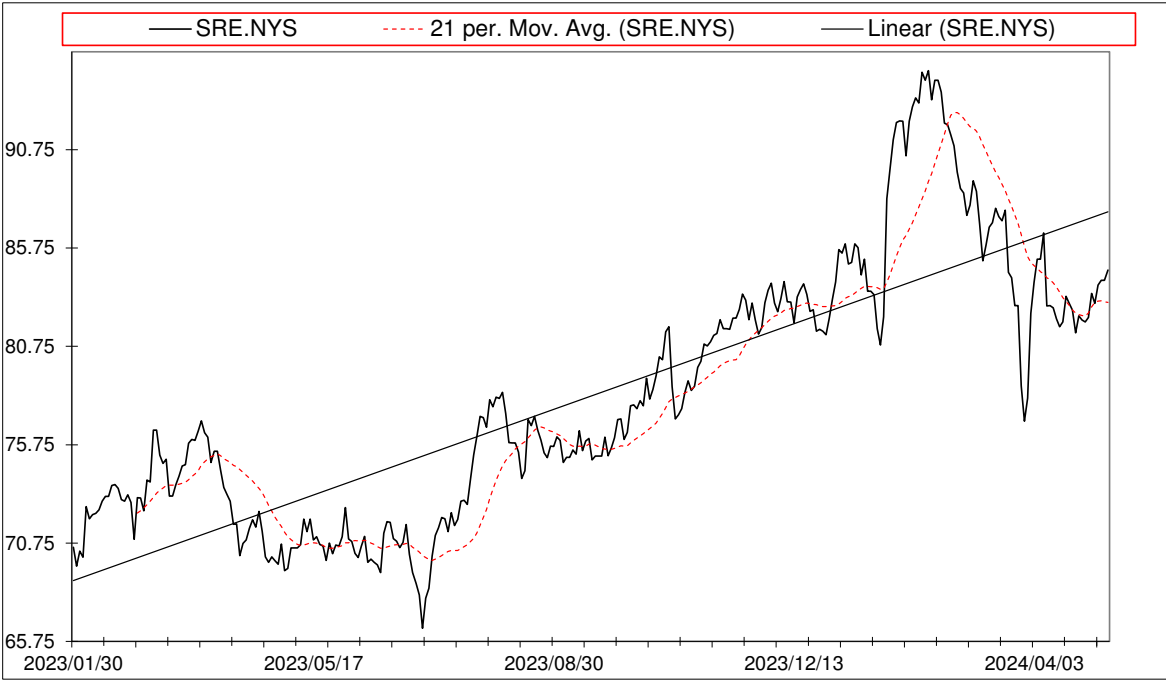
Plan your enrty levels. Focus on the process not the outcome. Expect further short-term deviation from the trade signal. "Patience"

Date	Price or Relative Price	Short_Term_ Radar	Medium_ Term_Radar	Caterpillar_ %	Wise_ Owl(Rnk)	324_Factor	Factor_324	Defcon _Index	Defcon _Index_Trade	Margin of Safety	75_Day_Mom	Trade_Rating (Guidance)	Trendsum
2024/12/18	0.957	No Trade	No Trade	81.30%	75	Research	170	99	Research Defon Sell	9.47%	19.60%	AA	5
2024/12/19	0.964	No Trade	No Trade	87.84%	75	Research	170	99	Research Defon Sell	10.23%	21.32%	AA	6
2024/12/20	0.964	No Trade	No Trade	87.38%	75	Research	170	99	Research Defon Sell	10.18%	21.78%	AA	7
2024/12/23	0.971	No Trade	No Trade	92.84%	75	Research	170	100	Research Defon Sell	10.81%	24.14%	AA	9
2024/12/27	0.980	No Trade	No Trade	100.00%	90	Research	170	100	Research Defon Sell	11.74%	25.04%	AAA	13
2024/12/30	0.980	No Trade	No Trade	98.84%	90	Research	170	100	Research Defon Sell	11.61%	23.98%	AAA	16
2025/01/02	0.979	No Trade	No Trade	96.98%	90	Research	170	100	Research Defon Sell	11.39%	23.33%	AAA	17
2025/01/03	0.982	No Trade	No Trade	100.00%	90	Research	170	100	Research Defon Sell	11.78%	23.21%	AAA	18
2025/01/06	0.956	No Trade	No Trade	73.98%	75	Research	170	97	Research Defon Sell	8.72%	19.09%	AA	16
2025/01/07	0.957	Sell_Panda_ST	Sell_Panda_ST	74.51%	75	Research	170	97	Research Defon Sell	8.78%	19.34%	AA	16
2025/01/08	0.930	Sell_Panda_ST	Sell_Panda_ST	48.49%	0	Absolutely No	0	0	Absolutely no Trade	5.71%	15.16%	C	17
2025/01/09	0.930	Sell_Panda_ST	Sell_Panda_ST	48.22%	0	Absolutely No	0	0	Absolutely no Trade	5.68%	15.61%	C	14
2025/01/10	0.893	No Trade	No Trade	11.99%	0	Absolutely No	0	0	Absolutely no Trade	1.41%	10.55%	C	11
2025/01/13	0.870	No Trade	No Trade	14.76%	0	Absolutely No	0	0	Absolutely no Trade	-1.34%	7.71%	C	8
2025/01/14	0.874	No Trade	No Trade	9.67%	0	Absolutely No	0	0	Absolutely no Trade	-0.88%	8.63%	C	3
2025/01/15	0.913	No Trade	No Trade	30.25%	0	Absolutely No	0	0	Absolutely no Trade	3.56%	14.96%	C	-1
2025/01/16	0.911	No Trade	No Trade	27.40%	0	Absolutely No	0	0	Absolutely no Trade	3.23%	13.83%	C	-4
2025/01/17	0.910	No Trade	No Trade	25.99%	0	Absolutely No	0	0	Absolutely no Trade	3.06%	13.25%	C	-7
2025/01/20	0.910	No Trade	No Trade	25.21%	0	Absolutely No	0	0	Absolutely no Trade	2.97%	13.97%	C	-7
2025/01/21	0.928	No Trade	No Trade	42.78%	0	Absolutely No	0	0	Absolutely no Trade	5.04%	16.27%	C	-7
2025/01/22	0.912	No Trade	No Trade	27.22%	0	Absolutely No	0	0	Absolutely no Trade	3.21%	14.97%	C	-5
2025/01/23	0.912	No Trade	No Trade	27.17%	0	Absolutely No	0	0	Absolutely no Trade	3.20%	13.94%	C	-4
2025/01/24	0.913	No Trade	No Trade	27.39%	0	Absolutely No	0	0	Absolutely no Trade	3.23%	13.28%	C	-2
2025/01/27	0.866	No Trade	No Trade	24.17%	0	Absolutely No	0	0	Absolutely no Trade	-2.19%	8.32%	C	-4
2025/01/28	0.875	No Trade	No Trade	12.51%	0	Absolutely No	0	0	Absolutely no Trade	-1.14%	9.92%	C	-7
2025/01/29	0.886	No Trade	No Trade	0.10%	0	Absolutely No	0	0	Absolutely no Trade	-0.01%	10.61%	C	-12
2025/01/30	0.887	No Trade	No Trade	1.38%	0	Absolutely No	0	0	Absolutely no Trade	0.16%	10.51%	C	-14
2025/01/31	0.885	No Trade	No Trade	1.90%	0	Absolutely No	0	0	Absolutely no Trade	-0.17%	9.63%	C	-14
2025/02/03	0.864	No Trade	No Trade	28.89%	0	Absolutely No	0	0	Absolutely no Trade	-2.62%	8.39%	C	-16
2025/02/04	0.858	No Trade	No Trade	36.36%	0	Absolutely No	0	0	Absolutely no Trade	-3.30%	6.31%	C	-19
2025/02/05	0.856	No Trade	No Trade	39.62%	0	Absolutely No	0	0	Absolutely no Trade	-3.60%	5.75%	C	-22
2025/02/06	0.860	No Trade	No Trade	34.23%	0	Absolutely No	0	0	Absolutely no Trade	-3.11%	6.83%	C	-25
2025/02/07	0.853	No Trade	No Trade	43.17%	0	Absolutely No	0	0	Absolutely no Trade	-3.92%	6.75%	C	-27
2025/02/10	0.850	No Trade	No Trade	47.94%	0	Absolutely No	0	0	Absolutely no Trade	-4.35%	5.71%	C	-29
2025/02/11	0.866	No Trade	No Trade	28.29%	0	Absolutely No	0	0	Absolutely no Trade	-2.57%	8.23%	C	-30
2025/02/12	0.877	No Trade	No Trade	15.41%	0	Absolutely No	0	0	Absolutely no Trade	-1.40%	9.40%	C	-33
2025/02/13	0.877	No Trade	No Trade	16.07%	0	Absolutely No	0	0	Absolutely no Trade	-1.46%	8.67%	C	-33
2025/02/14	0.886	No Trade	No Trade	4.80%	0	Absolutely No	0	0	Absolutely no Trade	-0.44%	9.03%	C	-31
2025/02/17	0.886	No Trade	No Trade	5.77%	0	Absolutely No	0	0	Absolutely no Trade	-0.52%	9.13%	C	-25
2025/02/18	0.884	No Trade	No Trade	8.98%	0	Absolutely No	0	0	Absolutely no Trade	-0.82%	8.64%	C	-20



Date	9 day	9 vs 21 day	33 day
2025/01/02	Buy_9day	Buy 9 vs 21	Buy 33_Day
2025/01/03	Buy_9day	Buy 9 vs 21	Buy 33_Day
2025/01/06	Sell_9day	Buy 9 vs 21	Buy 33_Day
2025/01/07	Sell_9day	Buy 9 vs 21	Buy 33_Day
2025/01/08	Sell_9day	Buy 9 vs 21	Sell 33_Day
2025/01/09	Sell_9day	Buy 9 vs 21	Sell 33_Day
2025/01/10	Sell_9day	Sell 9 vs 21	Sell 33_Day
2025/01/13	Sell_9day	Sell 9 vs 21	Sell 33_Day
2025/01/14	Sell_9day	Sell 9 vs 21	Sell 33_Day
2025/01/15	Sell_9day	Sell 9 vs 21	Sell 33_Day
2025/01/16	Sell_9day	Sell 9 vs 21	Sell 33_Day
2025/01/17	Sell_9day	Sell 9 vs 21	Sell 33_Day
2025/01/20	Buy_9day	Sell 9 vs 21	Sell 33_Day
2025/01/21	Buy_9day	Sell 9 vs 21	Sell 33_Day
2025/01/22	Buy_9day	Sell 9 vs 21	Sell 33_Day
2025/01/23	Buy_9day	Sell 9 vs 21	Sell 33_Day
2025/01/24	Buy_9day	Sell 9 vs 21	Sell 33_Day
2025/01/27	Sell_9day	Sell 9 vs 21	Sell 33_Day
2025/01/28	Sell_9day	Sell 9 vs 21	Sell 33_Day
2025/01/29	Sell_9day	Sell 9 vs 21	Sell 33_Day
2025/01/30	Sell_9day	Sell 9 vs 21	Sell 33_Day
2025/01/31	Sell_9day	Sell 9 vs 21	Sell 33_Day
2025/02/03	Sell_9day	Sell 9 vs 21	Sell 33_Day
2025/02/04	Sell_9day	Sell 9 vs 21	Sell 33_Day
2025/02/05	Sell_9day	Sell 9 vs 21	Sell 33_Day
2025/02/06	Sell_9day	Sell 9 vs 21	Sell 33_Day
2025/02/07	Sell_9day	Sell 9 vs 21	Sell 33_Day
2025/02/10	Sell_9day	Sell 9 vs 21	Sell 33_Day
2025/02/11	Buy_9day	Sell 9 vs 21	Sell 33_Day
2025/02/12	Buy_9day	Sell 9 vs 21	Sell 33_Day
2025/02/13	Buy_9day	Sell 9 vs 21	Sell 33_Day
2025/02/14	Buy_9day	Sell 9 vs 21	Sell 33_Day
2025/02/17	Buy_9day	Sell 9 vs 21	Sell 33_Day
2025/02/18	Buy_9day	Sell 9 vs 21	Sell 33_Day

Strategy Universe	Pairs_NYSE_Utilities	Ascendant guidance	Trade	Strategy_Open Date	2025/01/10	Caterpillar Guidance	Trade
-------------------	----------------------	--------------------	-------	--------------------	------------	----------------------	-------



(+) : Mom Days	0
(-) : Mom Days	0
Guided : Factor	9 vs 21 day
324_Buy Guidance	82.3%
324_Sell Guidance	0.0%
Mom_75 (days)	8.6%
9 vs 21 day	-1.03%
Price vs 9 day	1.45%

# WAB.NYS

**Follow the " 3day to 5day waiting period " before entering the trade : understand the Graph, Trend and Variables**

**LDOS.NYS**

**Plan your entry levels. Focus on the process not the outcome. Expect further short-term deviation from the trade signal. "Patience"**

## B Westinghouse Air Brake Technologies

**Leidos Holdings, Inc.**

## u Industrial

## Industrial

**y Machinery**

## Professional Services

## New York

## Market Cap : (B)

34 888

## New York

**Market Cap : (B)**

22 085

-2,368

29.016

-12,255

Date	Price or	Short_Term_	Medium_	Caterpillar_	Wise_	324_Factor	Factor_324	Defcon	Defcon	Margin of	75_Day_Mom	Trade_Rating	Trendsum
	Relative Price	Radar	Term_Radar	%	Owl(Rnk)			_Index	_Index_Trade				
2024/12/18	1.303	No Trade	No Trade	58.76%	50	Research	85	98	Research Defon Sell	7.00%	24.10%	B	27
2024/12/19	1.324	No Trade	No Trade	72.95%	50	Research	85	100	Research Defon Sell	8.69%	25.77%	A	25
2024/12/20	1.333	No Trade	No Trade	79.05%	50	Research	85	100	Research Defon Sell	9.42%	25.71%	A	26
2024/12/23	1.319	No Trade	No Trade	68.29%	50	Research	85	99	Research Defon Sell	8.14%	23.88%	B	25
2024/12/27	1.329	No Trade	No Trade	74.30%	50	Research	85	100	Research Defon Sell	8.85%	22.92%	A	22
2024/12/30	1.334	No Trade	No Trade	76.88%	50	Research	85	100	Research Defon Sell	9.16%	22.53%	A	21
2025/01/02	1.319	No Trade	No Trade	65.76%	50	Research	85	99	Research Defon Sell	7.84%	21.35%	B	23
2025/01/03	1.294	Sell_Panda_ST	No Trade	48.73%	0	Absolutely No	0	97	Research Defon Sell	5.81%	17.73%	C	20
2025/01/06	1.297	Sell_Panda_ST	No Trade	49.66%	0	Absolutely No	0	97	Research Defon Sell	5.92%	14.94%	C	19
2025/01/07	1.284	Sell_Panda_ST	Sell_Panda_ST	40.70%	0	Absolutely No	0	96	Research Defon Sell	4.85%	13.67%	C	16
2025/01/08	1.312	Sell_Panda_ST	No Trade	59.80%	50	Research	85	98	Research Defon Sell	7.13%	14.92%	C	13
2025/01/09	1.312	No Trade	No Trade	59.54%	50	Research	85	98	Research Defon Sell	7.10%	15.01%	B	10
2025/01/10	1.264	No Trade	No Trade	26.10%	0	Absolutely No	0	0	Absolutely no Trade	3.11%	12.54%	C	5
2025/01/13	1.257	No Trade	No Trade	20.53%	0	Absolutely No	0	0	Absolutely no Trade	2.45%	10.25%	C	0
2025/01/14	1.297	No Trade	No Trade	47.63%	0	Absolutely No	0	97	Research Defon Sell	5.68%	12.67%	C	-4
2025/01/15	1.290	No Trade	No Trade	42.80%	0	Absolutely No	0	97	Research Defon Sell	5.10%	12.14%	C	-9
2025/01/16	1.285	No Trade	No Trade	39.31%	0	Absolutely No	0	96	Research Defon Sell	4.68%	12.64%	C	-10
2025/01/17	1.300	No Trade	No Trade	48.84%	0	Absolutely No	0	97	Research Defon Sell	5.82%	16.55%	C	-12
2025/01/20	1.300	No Trade	No Trade	48.07%	0	Absolutely No	0	97	Research Defon Sell	5.73%	18.20%	C	-12
2025/01/21	1.281	No Trade	No Trade	34.81%	0	Absolutely No	0	96	Research Defon Sell	4.15%	16.75%	C	-13
2025/01/22	1.285	No Trade	No Trade	37.32%	0	Absolutely No	0	96	Research Defon Sell	4.45%	17.64%	C	-14
2025/01/23	1.403	No Trade	No Trade	100.00%	50	Research	85	100	Research Defon Sell	14.07%	27.40%	A	-13
2025/01/24	1.435	No Trade	No Trade	100.00%	50	Research	85	100	Research Defon Sell	16.56%	31.33%	A	-12
2025/01/27	1.376	No Trade	No Trade	70.84%	50	Research	85	96	Research Defon Sell	11.73%	26.01%	B	-11
2025/01/28	1.449	No Trade	No Trade	100.00%	50	Research	85	100	Research Defon Sell	17.62%	31.91%	A	-6
2025/01/29	1.474	No Trade	No Trade	100.00%	50	Research	85	100	Research Defon Sell	19.62%	31.84%	A	-3
2025/01/30	1.476	No Trade	No Trade	100.00%	50	Research	85	100	Research Defon Sell	19.71%	31.30%	A	0
2025/01/31	1.464	No Trade	No Trade	94.89%	50	Research	85	99	Research Defon Sell	18.71%	31.05%	A	3
2025/02/03	1.445	No Trade	No Trade	86.46%	50	Research	85	98	Research Defon Sell	17.05%	29.39%	B	6
2025/02/04	1.452	No Trade	No Trade	89.19%	50	Research	85	98	Research Defon Sell	17.58%	28.57%	B	9
2025/02/05	1.467	No Trade	No Trade	95.19%	50	Research	85	99	Research Defon Sell	18.77%	29.97%	A	8
2025/02/06	1.473	No Trade	No Trade	97.76%	50	Research	85	100	Research Defon Sell	19.27%	30.67%	A	8
2025/02/07	1.454	No Trade	No Trade	89.43%	50	Research	85	98	Research Defon Sell	17.63%	29.83%	B	7
2025/02/10	1.459	No Trade	No Trade	91.33%	50	Research	85	99	Research Defon Sell	18.00%	28.90%	B	6
2025/02/11	1.513	No Trade	No Trade	100.00%	50	Research	85	100	Research Defon Sell	22.26%	35.89%	A	9
2025/02/12	1.383	No Trade	No Trade	52.84%	0	Research	85	0	Absolutely no Trade	11.76%	23.46%	C	8
2025/02/13	1.504	No Trade	No Trade	96.55%	50	Research	85	99	Research Defon Sell	21.49%	34.41%	A	6
2025/02/14	1.423	No Trade	No Trade	67.00%	0	Research	85	0	Absolutely no Trade	14.91%	26.54%	C	7
2025/02/17	1.423	No Trade	No Trade	66.56%	0	Research	85	0	Absolutely no Trade	14.81%	39.12%	C	7
2025/02/18	1.434	No Trade	No Trade	70.55%	0	Research	85	0	Absolutely no Trade	15.70%	40.71%	C	6





S  
e  
l  
l

AMZN.NAS

Amazon

Consumer Discretionary

Internet & Direct Marketing Retail

New York

Market Cap : (B)

2 072 719

TE Connectivity

Technology

Electronic Equipment Instruments & Components

New York

Market Cap : (B)

45 550

Follow the " 3day to 5day waiting period " before entering the trade : understand the Graph, Trend and Variables

Plan your enrty levels. Focus on the process not the outcome. Expect further short-term deviation from the trade signal. "Patience"

Date	Price or Relative Price	Short_Term_ Radar	Medium_ Term_Radar	Caterpillar_ %	Wise_ Owl(Rnk)	324_Factor	Factor_324	Defcon _Index	Defcon _Index_Trade	Margin of Safety	75_Day_Mom	Trade_Rating (Guidance)	Trendsum
2024/12/18	1.523	No Trade	No Trade	73.04%	50	Research	85	97	Research Defon Sell	7.69%	25.93%	B	31
2024/12/19	1.552	No Trade	No Trade	91.69%	60	Research	85	99	Research Defon Sell	9.65%	29.82%	A	32
2024/12/20	1.566	No Trade	No Trade	100.00%	60	Research	85	100	Research Defon Sell	10.56%	29.26%	A	33
2024/12/23	1.562	No Trade	No Trade	95.61%	60	Research	85	100	Research Defon Sell	10.09%	25.25%	A	34
2024/12/27	1.543	No Trade	No Trade	80.90%	50	Research	85	99	Research Defon Sell	8.54%	20.64%	B	33
2024/12/30	1.549	No Trade	No Trade	82.85%	50	Research	85	99	Research Defon Sell	8.75%	19.38%	B	31
2025/01/02	1.566	No Trade	No Trade	92.25%	60	Research	85	100	Research Defon Sell	9.74%	22.45%	A	32
2025/01/03	1.574	No Trade	No Trade	97.30%	60	Research	85	100	Research Defon Sell	10.27%	24.22%	A	33
2025/01/06	1.587	No Trade	No Trade	100.00%	60	Research	85	100	Research Defon Sell	10.95%	25.48%	A	35
2025/01/07	1.545	No Trade	No Trade	72.73%	50	Research	85	97	Research Defon Sell	7.96%	20.93%	B	36
2025/01/08	1.546	Sell_Panda_ST	No Trade	72.66%	50	Research	85	97	Research Defon Sell	7.95%	21.61%	B	37
2025/01/09	1.546	Sell_Panda_ST	No Trade	72.09%	50	Research	85	97	Research Defon Sell	7.89%	19.49%	B	38
2025/01/10	1.554	Sell_Panda_ST	No Trade	76.59%	50	Research	85	98	Research Defon Sell	8.38%	19.00%	B	36
2025/01/13	1.548	Sell_Panda_ST	No Trade	70.95%	50	Research	85	98	Research Defon Sell	7.77%	18.71%	B	34
2025/01/14	1.524	Sell_Panda_ST	Sell_Panda_ST	55.29%	50	Research	85	96	Research Defon Sell	6.05%	15.38%	B	30
2025/01/15	1.557	No Trade	No Trade	75.64%	50	Research	85	98	Research Defon Sell	8.28%	21.82%	B	26
2025/01/16	1.536	Sell_Panda_ST	Sell_Panda_ST	61.66%	50	Research	85	97	Research Defon Sell	6.75%	23.54%	B	21
2025/01/17	1.551	No Trade	No Trade	70.51%	50	Research	85	98	Research Defon Sell	7.72%	25.64%	B	18
2025/01/20	1.551	No Trade	No Trade	68.81%	50	Research	85	98	Research Defon Sell	7.53%	23.50%	B	16
2025/01/21	1.556	No Trade	No Trade	71.53%	50	Research	85	98	Research Defon Sell	7.83%	23.44%	B	15
2025/01/22	1.515	Sell_Panda_ST	Sell_Panda_ST	45.40%	0	Absolutely No	0	95	Research Defon Sell	4.97%	20.49%	C	12
2025/01/23	1.500	No Trade	No Trade	34.96%	0	Absolutely No	0	0	Absolutely no Trade	3.83%	16.95%	C	7
2025/01/24	1.518	No Trade	No Trade	46.12%	0	Absolutely No	0	96	Research Defon Sell	5.05%	21.41%	C	1
2025/01/27	1.567	No Trade	No Trade	75.16%	50	Research	85	99	Research Defon Sell	8.23%	25.19%	B	0
2025/01/28	1.604	No Trade	No Trade	98.17%	50	Research	85	100	Research Defon Sell	10.75%	27.73%	A	-1
2025/01/29	1.605	No Trade	No Trade	98.05%	50	Research	85	100	Research Defon Sell	10.73%	25.88%	A	-2
2025/01/30	1.566	No Trade	No Trade	73.08%	50	Research	85	98	Research Defon Sell	8.00%	22.36%	B	-1
2025/01/31	1.606	No Trade	No Trade	97.70%	50	Research	85	100	Research Defon Sell	10.70%	27.03%	A	0
2025/02/03	1.637	No Trade	No Trade	100.00%	50	Research	85	100	Research Defon Sell	12.60%	27.57%	A	2
2025/02/04	1.672	No Trade	No Trade	100.00%	50	Research	85	100	Research Defon Sell	14.96%	29.57%	A	5
2025/02/05	1.615	No Trade	No Trade	73.45%	50	Research	85	97	Research Defon Sell	10.99%	27.36%	B	9
2025/02/06	1.631	No Trade	No Trade	80.09%	50	Research	85	98	Research Defon Sell	11.98%	28.53%	B	12
2025/02/07	1.560	No Trade	No Trade	47.35%	0	Research	85	0	Absolutely no Trade	7.08%	21.90%	C	10
2025/02/10	1.557	No Trade	No Trade	44.91%	0	Research	85	0	Absolutely no Trade	6.72%	20.53%	C	5
2025/02/11	1.564	No Trade	No Trade	47.31%	0	Research	85	0	Absolutely no Trade	7.08%	23.14%	C	0
2025/02/12	1.563	No Trade	No Trade	46.52%	0	Research	85	0	Absolutely no Trade	6.96%	23.15%	C	-4
2025/02/13	1.504	No Trade	No Trade	19.03%	0	Absolutely No	0	0	Absolutely no Trade	2.85%	19.37%	C	-7
2025/02/14	1.497	No Trade	No Trade	15.61%	0	Absolutely No	0	0	Absolutely no Trade	2.34%	19.88%	C	-9
2025/02/17	1.497	No Trade	No Trade	14.44%	0	Absolutely No	0	0	Absolutely no Trade	2.16%	19.73%	C	-12
2025/02/18	1.468	No Trade	No Trade	0.77%	0	Absolutely No	0	0	Absolutely no Trade	0.11%	15.60%	C	-15



S  
e  
|  
|

CME.NAS

CME Group

Financial

Capital Markets

New York

Market Cap : (B)

82 537

Follow the " 3day to 5day waiting period " before entering the trade : understand the Graph, Trend and Variables

INVH.NYS

Invitation Homes

Financial

Real Estate

New York

Market Cap : (B)

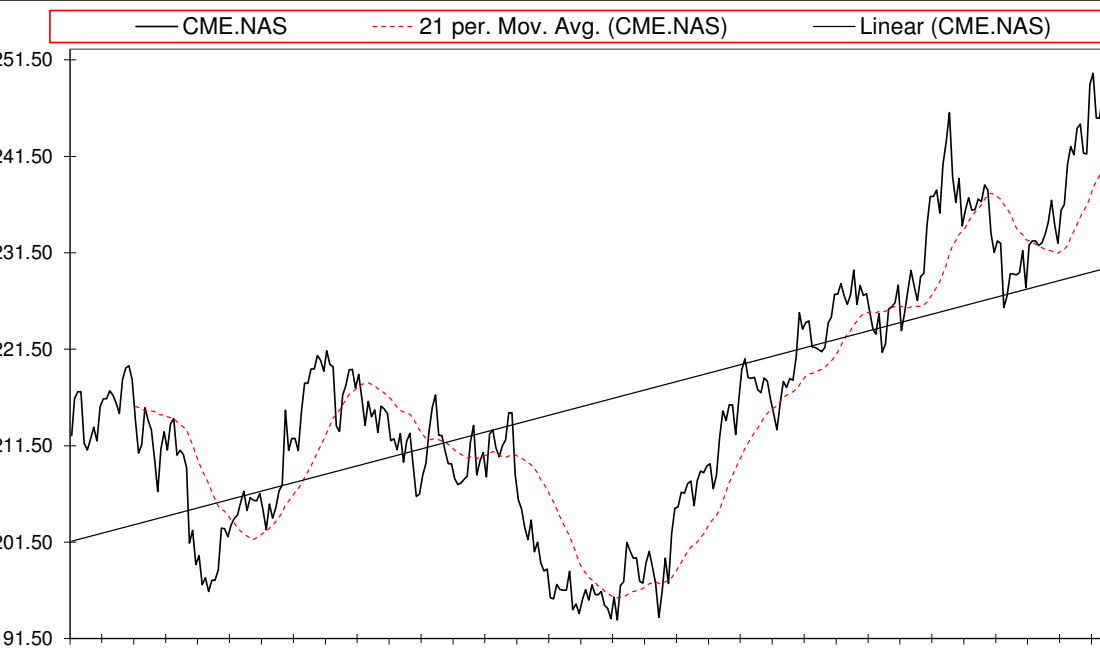
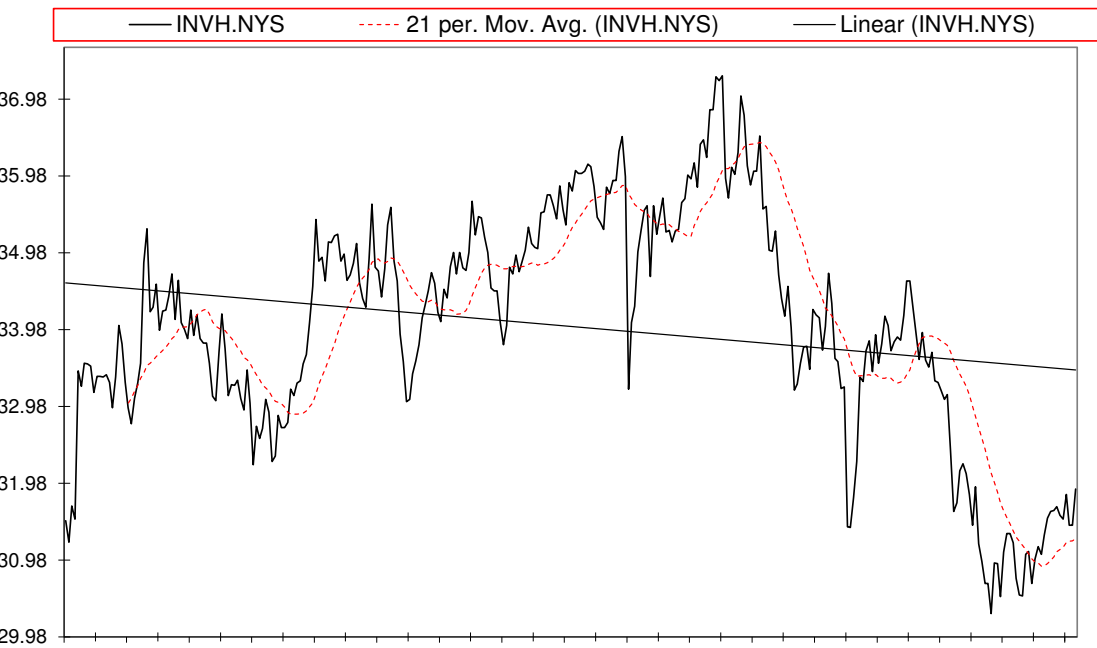
20 755

Plan your enrty levels. Focus on the process not the outcome. Expect further short-term deviation from the trade signal. "Patience"

Date	Price or Relative Price	Short_Term_ Radar	Medium_ Term_Radar	Caterpillar_ %	Wise_ Owl(Rnk)	324_Factor	Factor_324	Defcon _Index	Defcon _Index_Trade	Margin of Safety	75_Day_Mom	Trade_Rating (Guidance)	Trendsum
2024/12/18	7.500	No Trade	No Trade	37.61%	0	Absolutely No	0	100	Research Defon Sell	10.69%	27.45%	C	19
2024/12/19	7.466	No Trade	No Trade	35.69%	0	Absolutely No	0	100	Research Defon Sell	10.14%	21.72%	C	20
2024/12/20	7.422	No Trade	No Trade	33.25%	0	Absolutely No	0	99	Research Defon Sell	9.45%	21.20%	C	22
2024/12/23	7.385	No Trade	No Trade	30.94%	0	Absolutely No	0	98	Research Defon Sell	8.79%	21.99%	C	24
2024/12/27	7.274	No Trade	No Trade	24.67%	0	Absolutely No	0	97	Research Defon Sell	7.01%	19.80%	C	24
2024/12/30	7.274	Sell_Panda_ST	No Trade	24.27%	0	Absolutely No	0	97	Research Defon Sell	6.89%	21.44%	C	23
2025/01/02	7.404	No Trade	No Trade	30.61%	0	Absolutely No	0	99	Research Defon Sell	8.70%	26.32%	C	21
2025/01/03	7.282	Sell_Panda_ST	No Trade	24.13%	0	Absolutely No	0	97	Research Defon Sell	6.86%	22.52%	C	18
2025/01/06	7.240	Sell_Panda_ST	No Trade	21.60%	0	Absolutely No	0	97	Research Defon Sell	6.14%	19.83%	C	12
2025/01/07	7.332	No Trade	No Trade	26.22%	0	Absolutely No	0	98	Research Defon Sell	7.45%	21.56%	C	6
2025/01/08	7.476	No Trade	No Trade	33.52%	0	Absolutely No	0	100	Research Defon Sell	9.52%	25.46%	C	4
2025/01/09	7.476	No Trade	No Trade	33.38%	0	Absolutely No	0	100	Research Defon Sell	9.48%	26.41%	C	4
2025/01/10	7.569	No Trade	No Trade	38.04%	0	Absolutely No	0	100	Research Defon Sell	10.81%	27.99%	C	5
2025/01/13	7.416	No Trade	No Trade	29.73%	0	Absolutely No	0	98	Research Defon Sell	8.45%	20.85%	C	8
2025/01/14	7.492	No Trade	No Trade	33.52%	0	Absolutely No	0	99	Research Defon Sell	9.52%	22.55%	C	9
2025/01/15	7.471	No Trade	No Trade	32.32%	0	Absolutely No	0	99	Research Defon Sell	9.18%	19.73%	C	9
2025/01/16	7.475	No Trade	No Trade	32.35%	0	Absolutely No	0	99	Research Defon Sell	9.19%	19.84%	C	7
2025/01/17	7.430	No Trade	No Trade	29.93%	0	Absolutely No	0	98	Research Defon Sell	8.50%	18.73%	C	6
2025/01/20	7.430	No Trade	No Trade	29.53%	0	Absolutely No	0	98	Research Defon Sell	8.39%	14.41%	C	4
2025/01/21	7.444	No Trade	No Trade	30.10%	0	Absolutely No	0	98	Research Defon Sell	8.55%	14.47%	C	2
2025/01/22	7.564	No Trade	No Trade	36.15%	0	Absolutely No	0	100	Research Defon Sell	10.27%	15.18%	C	1
2025/01/23	7.647	No Trade	No Trade	40.24%	0	Absolutely No	0	100	Research Defon Sell	11.43%	17.68%	C	3
2025/01/24	7.692	No Trade	No Trade	42.42%	0	Absolutely No	0	100	Research Defon Sell	12.05%	17.95%	C	5
2025/01/27	7.631	No Trade	No Trade	38.90%	0	Absolutely No	0	99	Research Defon Sell	11.05%	14.26%	C	10
2025/01/28	7.539	No Trade	No Trade	34.05%	50	Research	85	98	Research Defon Sell	9.67%	13.26%	C	13
2025/01/29	7.581	No Trade	No Trade	36.04%	50	Research	85	99	Research Defon Sell	10.24%	14.92%	C	13
2025/01/30	7.613	No Trade	No Trade	37.55%	50	Research	85	99	Research Defon Sell	10.67%	15.88%	B	11
2025/01/31	7.593	No Trade	No Trade	36.40%	50	Research	85	99	Research Defon Sell	10.34%	14.33%	C	11
2025/02/03	7.750	No Trade	No Trade	44.04%	50	Research	85	100	Research Defon Sell	12.51%	15.35%	A	11
2025/02/04	7.749	No Trade	No Trade	43.81%	50	Research	85	100	Research Defon Sell	12.45%	16.79%	A	13
2025/02/05	7.666	No Trade	No Trade	39.47%	50	Research	85	99	Research Defon Sell	11.21%	15.28%	B	13
2025/02/06	7.732	No Trade	No Trade	47.33%	50	Research	85	100	Research Defon Sell	12.13%	15.58%	A	14
2025/02/07	7.743	No Trade	No Trade	49.36%	50	Research	85	100	Research Defon Sell	12.25%	14.96%	C	13
2025/02/10	7.635	No Trade	No Trade	43.62%	50	Research	85	99	Research Defon Sell	10.57%	14.85%	C	14
2025/02/11	7.660	Sell_Panda_ST	No Trade	48.48%	50	Research	85	99	Research Defon Sell	10.89%	17.05%	B	15
2025/02/12	7.901	No Trade	No Trade	74.08%	50	Research	85	100	Research Defon Sell	14.34%	18.06%	A	18
2025/02/13	7.858	No Trade	No Trade	70.64%	50	Research	85	99	Research Defon Sell	13.68%	16.75%	A	18
2025/02/14	7.810	No Trade	No Trade	66.90%	50	Research	85	99	Research Defon Sell	12.95%	14.90%	C	17
2025/02/17	7.810	No Trade	No Trade	66.30%	50	Research	85	99	Research Defon Sell	12.84%	14.22%	C	16
2025/02/18	7.770	No Trade	No Trade	63.05%	50	Research	85	98	Research Defon Sell	12.21%	13.61%	C	13

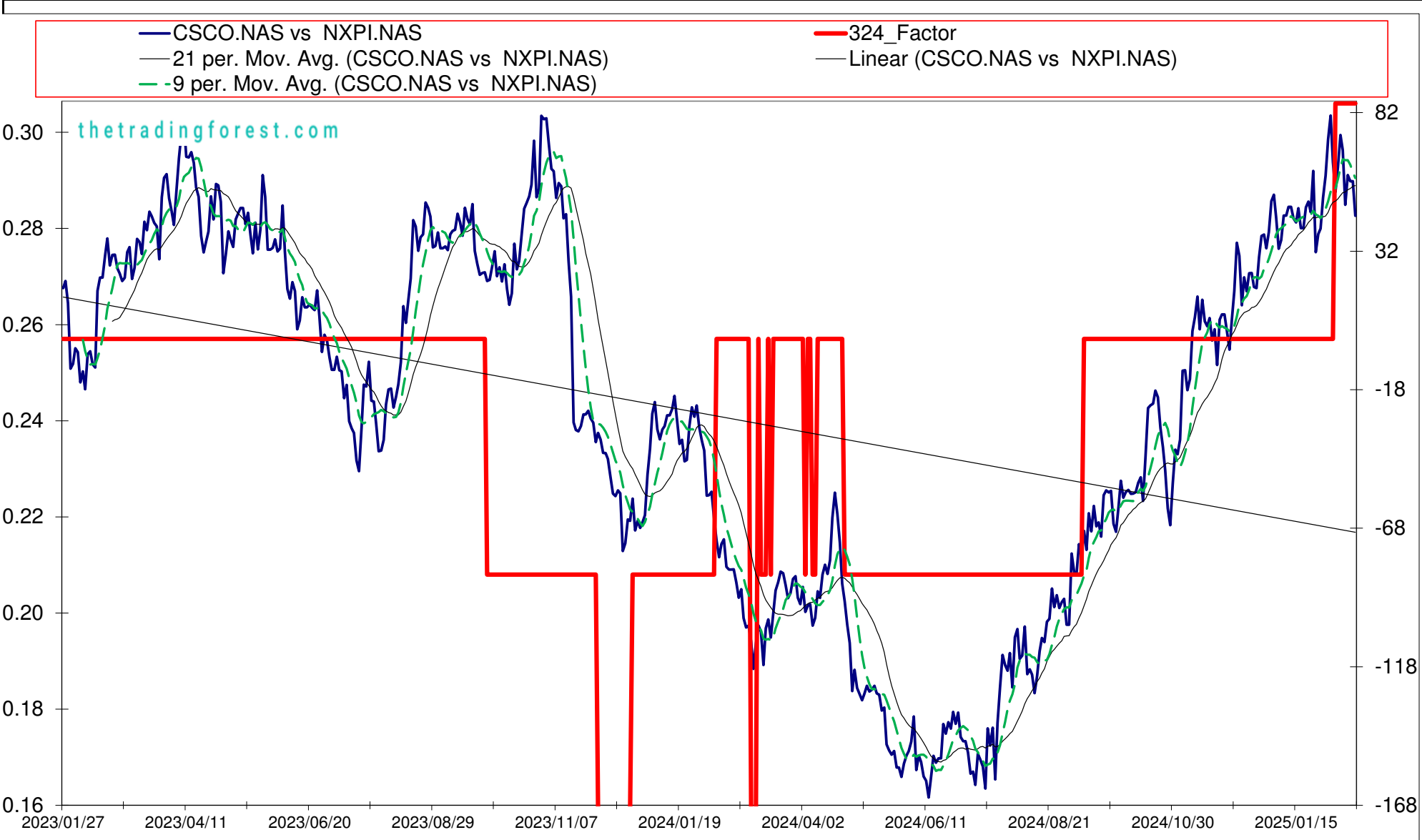


Date	9 day	9 vs 21 day	33 day
2024/12/30	Sell_9day	Buy 9 vs 21	Buy 33_Day
2025/01/02	Buy_9day	Buy 9 vs 21	Buy 33_Day
2025/01/03	Sell_9day	Buy 9 vs 21	Buy 33_Day
2025/01/06	Sell_9day	Buy 9 vs 21	Buy 33_Day
2025/01/07	Sell_9day	Buy 9 vs 21	Buy 33_Day
2025/01/08	Buy_9day	Buy 9 vs 21	Buy 33_Day
2025/01/09	Buy_9day	Buy 9 vs 21	Buy 33_Day
2025/01/10	Buy_9day	Buy 9 vs 21	Buy 33_Day
2025/01/13	Buy_9day	Buy 9 vs 21	Buy 33_Day
2025/01/14	Buy_9day	Buy 9 vs 21	Buy 33_Day
2025/01/15	Buy_9day	Buy 9 vs 21	Buy 33_Day
2025/01/16	Buy_9day	Buy 9 vs 21	Buy 33_Day
2025/01/17	Sell_9day	Buy 9 vs 21	Buy 33_Day
2025/01/20	Sell_9day	Buy 9 vs 21	Buy 33_Day
2025/01/21	Sell_9day	Buy 9 vs 21	Buy 33_Day
2025/01/22	Buy_9day	Buy 9 vs 21	Buy 33_Day
2025/01/23	Buy_9day	Buy 9 vs 21	Buy 33_Day
2025/01/24	Buy_9day	Buy 9 vs 21	Buy 33_Day
2025/01/27	Buy_9day	Buy 9 vs 21	Buy 33_Day
2025/01/28	Sell_9day	Buy 9 vs 21	Buy 33_Day
2025/01/29	Buy_9day	Buy 9 vs 21	Buy 33_Day
2025/01/30	Buy_9day	Buy 9 vs 21	Buy 33_Day
2025/01/31	Buy_9day	Buy 9 vs 21	Buy 33_Day
2025/02/03	Buy_9day	Buy 9 vs 21	Buy 33_Day
2025/02/04	Buy_9day	Buy 9 vs 21	Buy 33_Day
2025/02/05	Buy_9day	Buy 9 vs 21	Buy 33_Day
2025/02/06	Buy_9day	Buy 9 vs 21	Buy 33_Day
2025/02/07	Buy_9day	Buy 9 vs 21	Buy 33_Day
2025/02/10	Sell_9day	Buy 9 vs 21	Buy 33_Day
2025/02/11	Sell_9day	Buy 9 vs 21	Buy 33_Day
2025/02/12	Buy_9day	Buy 9 vs 21	Buy 33_Day
2025/02/13	Buy_9day	Buy 9 vs 21	Buy 33_Day
2025/02/14	Buy_9day	Buy 9 vs 21	Buy 33_Day
2025/02/17	Buy_9day	Buy 9 vs 21	Buy 33_Day
2025/02/18	Buy_9day	Buy 9 vs 21	Buy 33_Day

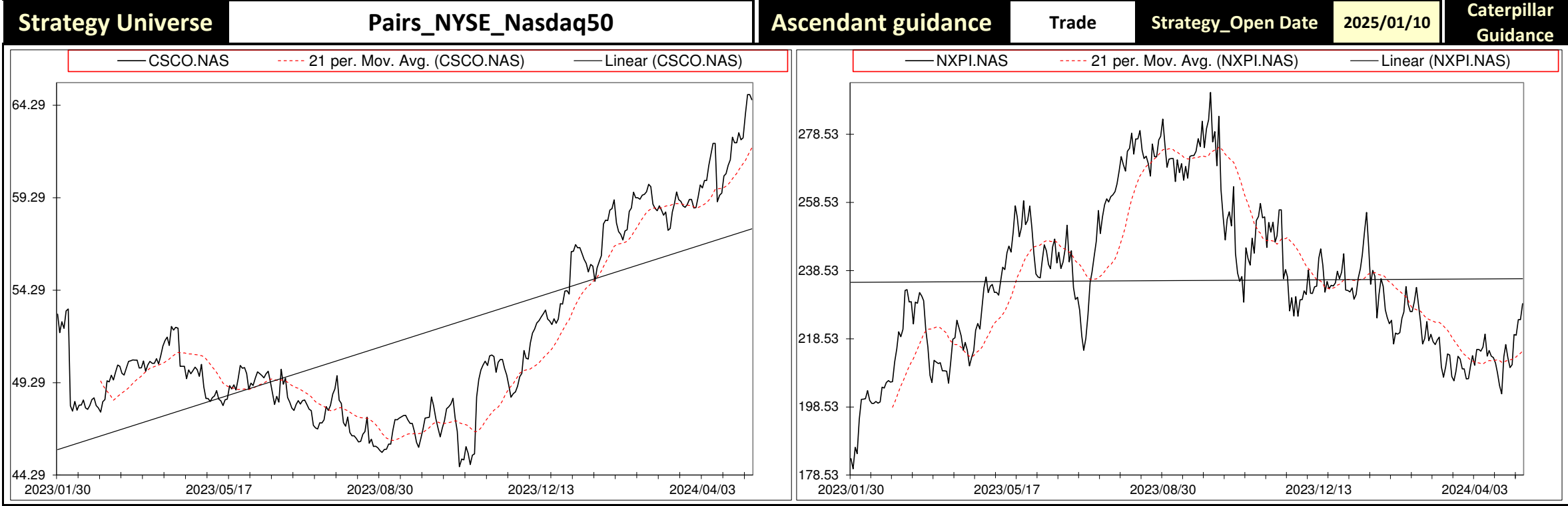
Strategy Universe		Pairs_NYSE_Capital Markets		Ascendant guidance		Trade	Strategy_Open Date	2025/01/10	Caterpillar Guidance	Trade	
<div><div><p>— CME.NAS</p><p>- - - 21 per. Mov. Avg. (CME.NAS)</p><p>— Linear (CME.NAS)</p></div></div>		<div><div><p>— INVH.NYS</p><p>- - - 21 per. Mov. Avg. (INVH.NYS)</p><p>— Linear (INVH.NYS)</p></div></div>								(+): Mom Days	108
										(-): Mom Days	0
										Guided: Factor	66 day
										324_Buy Guidance	0.0%
										324_Sell Guidance	98.3%
										Mom_75 (days)	13.6%
										9 vs 21 day	1.09%
										Price vs 9 day	0.01%



-2.301										42.466						-18.456	
Date	Price or Relative Price	Short_Term_ Radar	Medium_ Term_Radar	Caterpillar_ %	Wise_ Owl(Rnk)	324_Factor	Factor_324	Defcon _Index	Defcon _Index_Trade	Margin of Safety	75_Day_Mom	Trade_Rating (Guidance)	Trendsum				
2024/12/18	0.274	No Trade	No Trade	24.30%	0	Absolutely No	0	94	Research Defon Sell	13.39%	31.80%	C	9				
2024/12/19	0.278	No Trade	No Trade	27.57%	0	Absolutely No	0	95	Research Defon Sell	15.19%	29.96%	C	9				
2024/12/20	0.278	No Trade	No Trade	27.71%	0	Absolutely No	0	96	Research Defon Sell	15.26%	31.80%	C	11				
2024/12/23	0.275	No Trade	No Trade	25.27%	0	Absolutely No	0	95	Research Defon Sell	13.92%	27.15%	C	13				
2024/12/27	0.279	No Trade	No Trade	27.42%	0	Absolutely No	0	96	Research Defon Sell	15.10%	31.10%	C	17				
2024/12/30	0.285	No Trade	No Trade	31.95%	0	Absolutely No	0	97	Research Defon Sell	17.60%	29.47%	C	18				
2025/01/02	0.287	No Trade	No Trade	32.64%	0	Absolutely No	0	97	Research Defon Sell	17.97%	32.33%	C	20				
2025/01/03	0.282	No Trade	No Trade	28.96%	0	Absolutely No	0	95	Research Defon Sell	15.95%	27.02%	C	23				
2025/01/06	0.275	No Trade	No Trade	23.88%	0	Absolutely No	0	93	Research Defon Sell	13.15%	26.55%	C	24				
2025/01/07	0.277	Sell_Panda_ST	No Trade	25.15%	0	Absolutely No	0	94	Research Defon Sell	13.85%	26.91%	C	23				
2025/01/08	0.282	No Trade	No Trade	28.83%	0	Absolutely No	0	96	Research Defon Sell	15.88%	31.00%	C	21				
2025/01/09	0.282	No Trade	No Trade	28.74%	0	Absolutely No	0	96	Research Defon Sell	15.83%	25.95%	C	19				
2025/01/10	0.284	No Trade	No Trade	30.00%	0	Absolutely No	0	96	Research Defon Sell	16.53%	26.22%	C	17				
2025/01/13	0.284	No Trade	No Trade	29.71%	0	Absolutely No	0	96	Research Defon Sell	16.36%	26.44%	C	16				
2025/01/14	0.282	No Trade	No Trade	27.81%	0	Absolutely No	0	95	Research Defon Sell	15.32%	25.17%	C	15				
2025/01/15	0.281	No Trade	No Trade	27.11%	0	Absolutely No	0	95	Research Defon Sell	14.93%	28.73%	C	14				
2025/01/16	0.284	No Trade	No Trade	29.22%	0	Absolutely No	0	96	Research Defon Sell	16.09%	31.12%	C	10				
2025/01/17	0.280	No Trade	No Trade	26.04%	0	Absolutely No	0	95	Research Defon Sell	14.34%	26.13%	C	9				
2025/01/20	0.280	No Trade	No Trade	25.76%	0	Absolutely No	0	95	Research Defon Sell	14.19%	23.14%	C	5				
2025/01/21	0.284	No Trade	No Trade	28.89%	0	Absolutely No	0	96	Research Defon Sell	15.91%	27.04%	C	2				
2025/01/22	0.285	No Trade	No Trade	29.67%	0	Absolutely No	0	97	Research Defon Sell	16.34%	26.88%	C	0				
2025/01/23	0.283	No Trade	No Trade	27.96%	0	Absolutely No	0	96	Research Defon Sell	15.40%	25.68%	C	-1				
2025/01/24	0.292	No Trade	No Trade	34.19%	0	Absolutely No	0	98	Research Defon Sell	18.83%	29.94%	C	-2				
2025/01/27	0.275	No Trade	No Trade	21.42%	0	Absolutely No	0	0	Absolutely no Trade	11.80%	22.40%	C	-2				
2025/01/28	0.278	No Trade	No Trade	24.11%	0	Absolutely No	0	94	Research Defon Sell	13.28%	23.89%	C	-2				
2025/01/29	0.280	No Trade	No Trade	24.84%	0	Absolutely No	0	94	Research Defon Sell	13.68%	23.32%	C	-1				
2025/01/30	0.286	No Trade	No Trade	29.54%	0	Absolutely No	0	96	Research Defon Sell	16.27%	25.55%	C	-2				
2025/01/31	0.291	No Trade	No Trade	32.78%	0	Absolutely No	0	98	Research Defon Sell	18.05%	30.35%	C	-2				
2025/02/03	0.298	No Trade	No Trade	38.07%	0	Absolutely No	0	99	Research Defon Sell	20.97%	28.37%	C	0				
2025/02/04	0.303	No Trade	No Trade	41.59%	0	Absolutely No	0	100	Research Defon Sell	22.91%	25.10%	C	2				
2025/02/05	0.293	No Trade	No Trade	34.39%	0	Absolutely No	0	97	Research Defon Sell	18.94%	20.85%	C	2				
2025/02/06	0.287	No Trade	No Trade	29.72%	0	Research	85	0	Absolutely no Trade	16.37%	18.12%	C	1				
2025/02/07	0.292	No Trade	No Trade	33.48%	50	Research	85	96	Research Defon Sell	18.44%	18.94%	B	1				
2025/02/10	0.299	No Trade	No Trade	38.33%	50	Research	85	99	Research Defon Sell	20.94%	22.31%	B	1				
2025/02/11	0.296	No Trade	No Trade	35.93%	50	Research	85	98	Research Defon Sell	19.63%	24.26%	B	4				
2025/02/12	0.284	No Trade	No Trade	28.92%	0	Research	85	0	Absolutely no Trade	14.96%	21.54%	C	2				
2025/02/13	0.291	No Trade	No Trade	35.50%	50	Research	85	96	Research Defon Sell	17.43%	26.83%	B	-1				
2025/02/14	0.289	No Trade	No Trade	34.67%	50	Research	85	95	Research Defon Sell	16.85%	30.73%	B	-4				
2025/02/17	0.289	No Trade	No Trade	35.38%	50	Research	85	95	Research Defon Sell	16.69%	32.85%	B	-7				
2025/02/18	0.282	No Trade	No Trade	29.12%	0	Research	85	0	Absolutely no Trade	13.74%	24.55%	C	-11				



9 day	9 day	9 vs 21 day	33 day
2024/12/30	Buy_9day	Buy 9 vs 21	Buy 33_Day
2025/01/02	Buy_9day	Buy 9 vs 21	Buy 33_Day
2025/01/03	Buy_9day	Buy 9 vs 21	Buy 33_Day
2025/01/06	Sell_9day	Buy 9 vs 21	Buy 33_Day
2025/01/07	Sell_9day	Buy 9 vs 21	Buy 33_Day
2025/01/08	Buy_9day	Buy 9 vs 21	Buy 33_Day
2025/01/09	Buy_9day	Buy 9 vs 21	Buy 33_Day
2025/01/10	Buy_9day	Buy 9 vs 21	Buy 33_Day
2025/01/13	Buy_9day	Buy 9 vs 21	Buy 33_Day
2025/01/14	Sell_9day	Buy 9 vs 21	Buy 33_Day
2025/01/15	Sell_9day	Buy 9 vs 21	Buy 33_Day
2025/01/16	Buy_9day	Buy 9 vs 21	Buy 33_Day
2025/01/17	Sell_9day	Buy 9 vs 21	Buy 33_Day
2025/01/20	Sell_9day	Buy 9 vs 21	Buy 33_Day
2025/01/21	Buy_9day	Buy 9 vs 21	Buy 33_Day
2025/01/22	Buy_9day	Buy 9 vs 21	Buy 33_Day
2025/01/23	Buy_9day	Buy 9 vs 21	Buy 33_Day
2025/01/24	Buy_9day	Buy 9 vs 21	Buy 33_Day
2025/01/27	Sell_9day	Buy 9 vs 21	Sell 33_Day
2025/01/28	Sell_9day	Buy 9 vs 21	Buy 33_Day
2025/01/29	Sell_9day	Sell 9 vs 21	Buy 33_Day
2025/01/30	Buy_9day	Buy 9 vs 21	Buy 33_Day
2025/01/31	Buy_9day	Buy 9 vs 21	Buy 33_Day
2025/02/03	Buy_9day	Buy 9 vs 21	Buy 33_Day
2025/02/04	Buy_9day	Buy 9 vs 21	Buy 33_Day
2025/02/05	Buy_9day	Buy 9 vs 21	Buy 33_Day
2025/02/06	Sell_9day	Buy 9 vs 21	Buy 33_Day
2025/02/07	Buy_9day	Buy 9 vs 21	Buy 33_Day
2025/02/10	Buy_9day	Buy 9 vs 21	Buy 33_Day
2025/02/11	Buy_9day	Buy 9 vs 21	Buy 33_Day
2025/02/12	Sell_9day	Buy 9 vs 21	Sell 33_Day
2025/02/13	Sell_9day	Buy 9 vs 21	Buy 33_Day
2025/02/14	Sell_9day	Buy 9 vs 21	Buy 33_Day
2025/02/17	Sell_9day	Buy 9 vs 21	Buy 33_Day
2025/02/18	Sell_9day	Buy 9 vs 21	Sell 33_Day



**Follow the " 3day to 5day waiting period " before entering the trade : understand the Graph, Trend and Variables**

**Plan your entry levels. Focus on the process not the outcome. Expect further short-term deviation from the trade signal. "Patience"**

**-53.031**

Date	Price or	Short_Term_	Medium_	Caterpillar_	Wise_	324_Factor	Factor_324	Defcon	Defcon		Margin of	75_Day_Mom	Trade_Rating	Trendsum
	Relative Price	Radar	Term_Radar	%	Owl(Rnk)			_Index	_Index_Trade	Safety	(Guidance)			
2024/12/18	10.137	No Trade	No Trade	55.80%	50	Research	85	98	Research	Defon Sell	11.34%	48.16%	B	31
2024/12/19	10.263	No Trade	No Trade	61.99%	50	Research	85	99	Research	Defon Sell	12.60%	52.21%	A	32
2024/12/20	10.230	No Trade	No Trade	59.58%	50	Research	85	99	Research	Defon Sell	12.11%	49.80%	A	33
2024/12/23	10.513	No Trade	No Trade	72.92%	50	Research	85	100	Research	Defon Sell	14.82%	55.33%	A	34
2024/12/27	10.493	No Trade	No Trade	69.36%	50	Research	85	100	Research	Defon Sell	14.10%	51.34%	A	35
2024/12/30	10.492	No Trade	No Trade	67.44%	50	Research	85	100	Research	Defon Sell	13.71%	50.55%	A	34
2025/01/02	10.258	No Trade	No Trade	53.17%	50	Research	85	98	Research	Defon Sell	10.81%	47.12%	B	33
2025/01/03	10.258	No Trade	No Trade	52.55%	50	Research	85	98	Research	Defon Sell	10.68%	48.88%	B	30
2025/01/06	10.362	No Trade	No Trade	56.25%	50	Research	85	99	Research	Defon Sell	11.44%	49.11%	B	27
2025/01/07	10.389	No Trade	No Trade	57.07%	50	Research	85	99	Research	Defon Sell	11.60%	54.38%	B	25
2025/01/08	10.399	No Trade	No Trade	57.03%	50	Research	85	99	Research	Defon Sell	11.59%	53.41%	B	26
2025/01/09	10.399	No Trade	No Trade	56.43%	50	Research	85	99	Research	Defon Sell	11.47%	51.76%	B	25
2025/01/10	10.207	Sell_Panda_ST	No Trade	45.70%	50	Research	85	97	Research	Defon Sell	9.29%	48.05%	B	21
2025/01/13	10.104	Sell_Panda_ST	Sell_Panda_ST	38.56%	50	Research	85	96	Research	Defon Sell	7.84%	42.32%	B	16
2025/01/14	9.773	Sell_Panda_ST	Sell_Panda_ST	20.63%	0	Absolutely No	0	0	Absolutely no Trade		4.19%	36.33%	C	12
2025/01/15	9.921	No Trade	No Trade	27.81%	0	Absolutely No	0	0	Absolutely no Trade		5.65%	43.62%	C	7
2025/01/16	9.813	No Trade	No Trade	21.59%	0	Absolutely No	0	0	Absolutely no Trade		4.39%	42.44%	C	3
2025/01/17	10.050	No Trade	No Trade	33.43%	50	Research	85	96	Research	Defon Sell	6.80%	46.50%	B	0
2025/01/20	10.050	No Trade	No Trade	31.73%	50	Research	85	96	Research	Defon Sell	6.45%	46.16%	B	-2
2025/01/21	10.044	No Trade	No Trade	30.81%	50	Research	85	96	Research	Defon Sell	6.26%	44.12%	B	-5
2025/01/22	11.076	No Trade	No Trade	83.93%	50	Research	85	100	Research	Defon Sell	17.06%	58.31%	A	-5
2025/01/23	11.432	No Trade	No Trade	100.00%	50	Research	85	100	Research	Defon Sell	20.69%	61.30%	A	-4
2025/01/24	11.294	No Trade	No Trade	92.33%	50	Research	85	99	Research	Defon Sell	19.10%	62.28%	B	-1
2025/01/27	11.002	No Trade	No Trade	75.64%	50	Research	85	96	Research	Defon Sell	15.65%	54.68%	B	1
2025/01/28	11.144	No Trade	No Trade	82.24%	50	Research	85	97	Research	Defon Sell	17.02%	57.45%	B	2
2025/01/29	11.268	No Trade	No Trade	87.93%	50	Research	85	99	Research	Defon Sell	18.19%	56.94%	B	1
2025/01/30	11.249	No Trade	No Trade	86.36%	50	Research	85	98	Research	Defon Sell	17.87%	60.08%	B	1
2025/01/31	11.254	No Trade	No Trade	86.03%	50	Research	85	98	Research	Defon Sell	17.80%	62.99%	B	0
2025/02/03	11.155	No Trade	No Trade	79.19%	50	Research	85	98	Research	Defon Sell	16.39%	64.36%	B	0
2025/02/04	11.448	No Trade	No Trade	93.39%	50	Research	85	100	Research	Defon Sell	19.32%	72.04%	A	1
2025/02/05	11.905	No Trade	No Trade	100.00%	50	Research	85	100	Research	Defon Sell	23.95%	82.17%	A	3
2025/02/06	12.058	No Trade	No Trade	100.00%	50	Research	85	100	Research	Defon Sell	25.41%	64.93%	A	5
2025/02/07	12.099	No Trade	No Trade	100.00%	50	Research	85	100	Research	Defon Sell	25.71%	62.37%	A	9
2025/02/10	12.444	No Trade	No Trade	100.00%	50	Research	85	100	Research	Defon Sell	28.87%	64.50%	A	14
2025/02/11	12.232	No Trade	No Trade	91.96%	50	Research	85	98	Research	Defon Sell	26.55%	64.43%	B	18
2025/02/12	12.647	No Trade	No Trade	100.00%	50	Research	85	100	Research	Defon Sell	30.70%	68.38%	A	20
2025/02/13	12.737	No Trade	No Trade	100.00%	50	Research	85	100	Research	Defon Sell	31.50%	69.65%	A	23
2025/02/14	12.883	No Trade	No Trade	100.00%	50	Research	85	100	Research	Defon Sell	32.86%	76.28%	A	26
2025/02/17	12.883	No Trade	No Trade	98.73%	50	Research	85	100	Research	Defon Sell	32.44%	72.52%	A	29
2025/02/18	12.407	No Trade	No Trade	83.42%	90	Research	170	96	Research	Defon Sell	27.41%	68.46%	AA	30





PCG.NYS

B  
u  
y

Pacific Gas & Electric Co.

Utilities

Electric Utilities

New York

Market Cap : (B)

45 678

ES.NYS

Eversource Energy

Utilities

Electric Utilities

New York

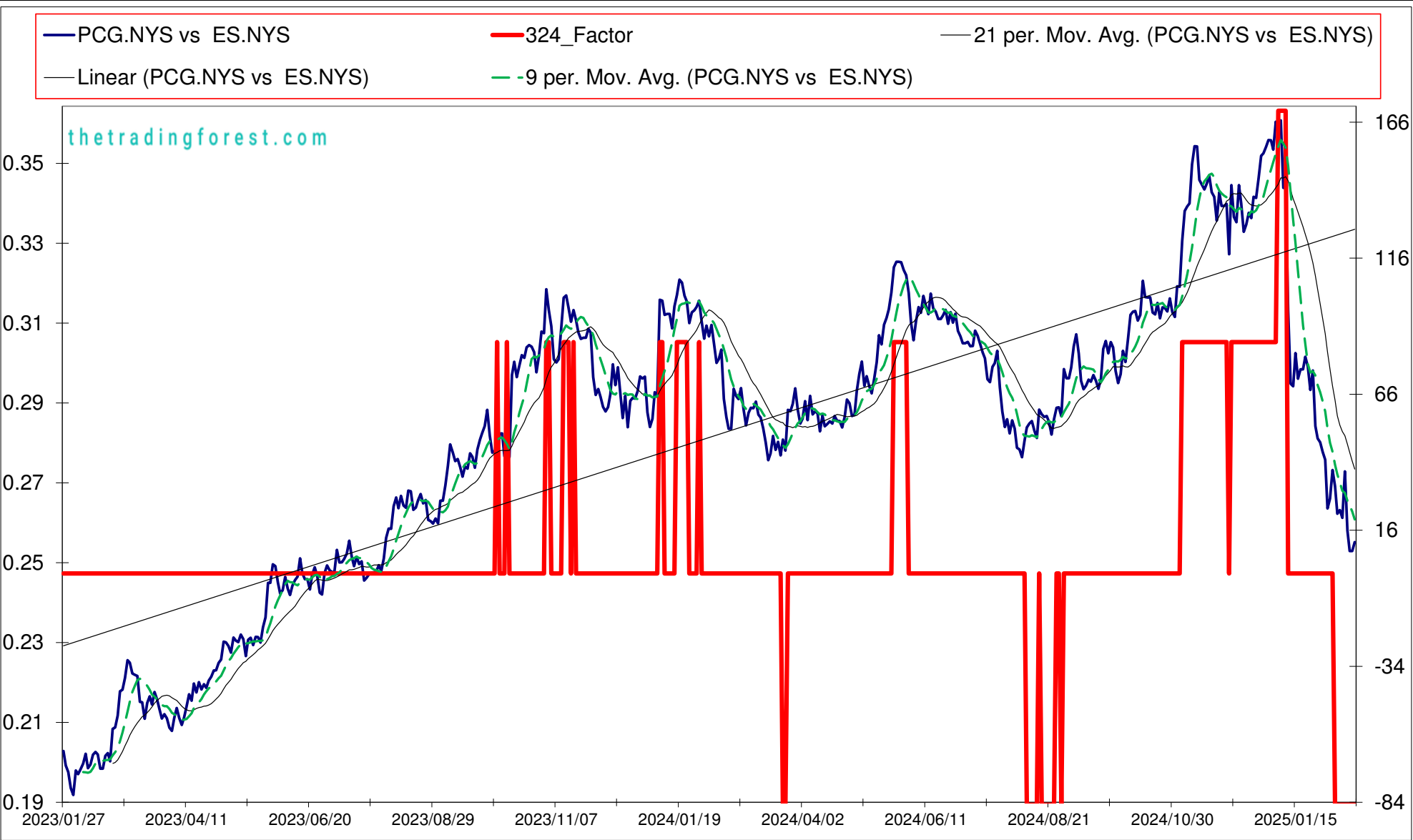
Market Cap : (B)

23 223

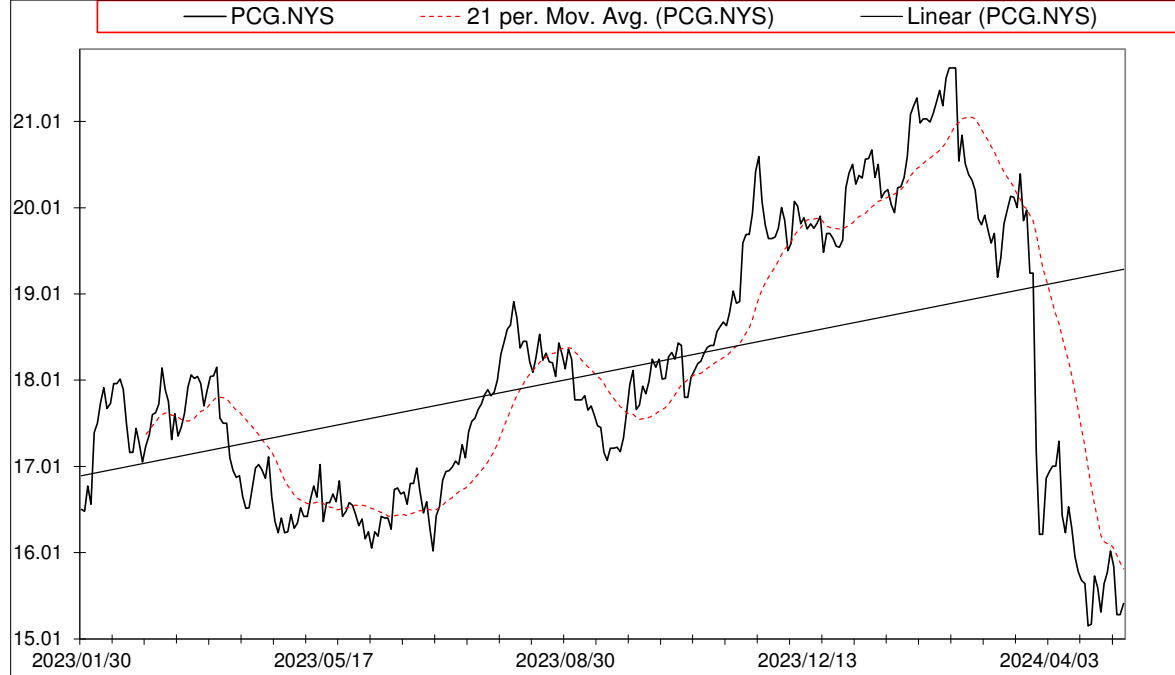
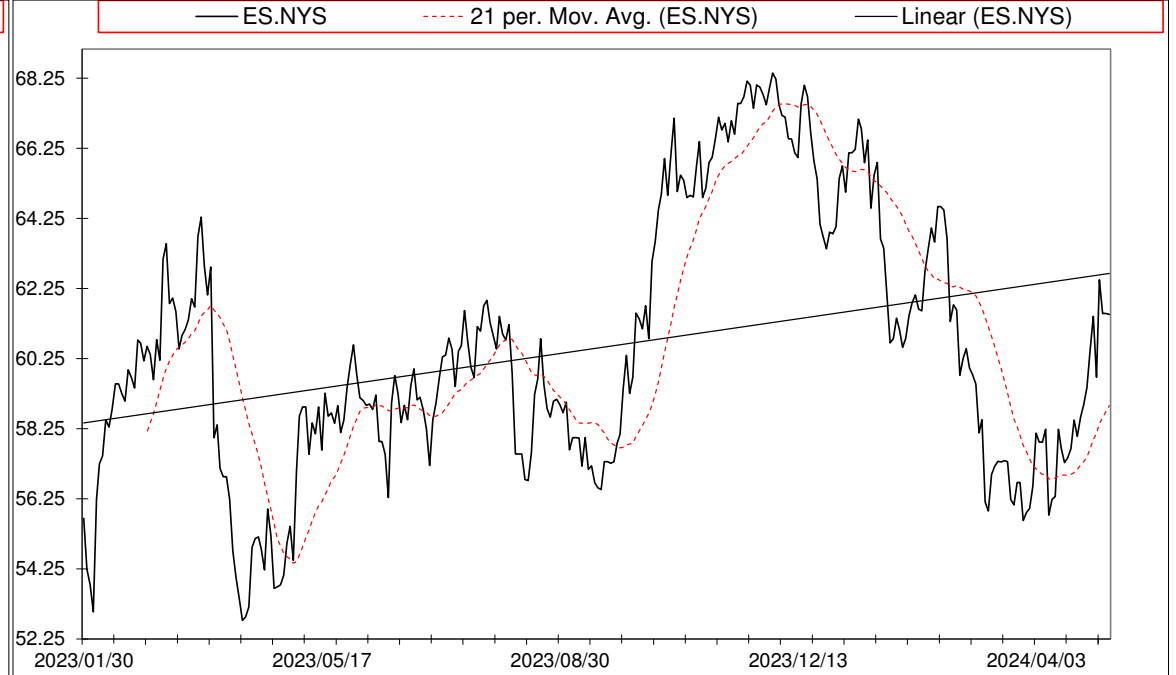
Follow the " 3day to 5day waiting period " before entering the trade : understand the Graph, Trend and Variables

Plan your enrty levels. Focus on the process not the outcome. Expect further short-term deviation from the trade signal. "Patience"

Date	Price or Relative Price	Short_Term_ Radar	Medium_ Term_Radar	Caterpillar_ %	Wise_ Owl(Rnk)	324_Factor	Factor_324	Defcon _Index	Defcon _Index_Trade	Margin of Safety	75_Day_Mom	Trade_Rating (Guidance)	Trendsum
2024/12/18	0.342	No Trade	No Trade	79.03%	50	Research	85	98	Research Defon Sell	11.79%	12.94%	C	-4
2024/12/19	0.347	No Trade	No Trade	91.04%	50	Research	85	99	Research Defon Sell	13.58%	16.61%	A	-2
2024/12/20	0.348	No Trade	No Trade	92.30%	50	Research	85	99	Research Defon Sell	13.77%	19.57%	A	1
2024/12/23	0.350	No Trade	No Trade	95.46%	50	Research	85	100	Research Defon Sell	14.24%	20.98%	A	6
2024/12/27	0.351	No Trade	No Trade	98.93%	50	Research	85	100	Research Defon Sell	14.76%	21.21%	A	10
2024/12/30	0.351	No Trade	No Trade	98.52%	50	Research	85	100	Research Defon Sell	14.70%	20.56%	A	14
2025/01/02	0.349	No Trade	No Trade	93.11%	50	Research	85	99	Research Defon Sell	13.89%	19.98%	A	17
2025/01/03	0.356	No Trade	No Trade	100.00%	50	Research	85	100	Research Defon Sell	16.16%	21.68%	A	19
2025/01/06	0.353	No Trade	No Trade	94.14%	90	Research	170	99	Research Defon Sell	15.21%	21.34%	AAA	20
2025/01/07	0.356	No Trade	No Trade	100.00%	90	Research	170	100	Research Defon Sell	16.20%	23.25%	AAA	22
2025/01/08	0.339	Sell_Panda_ST	Sell_Panda_ST	65.91%	75	Research	170	95	Research Defon Sell	10.68%	16.36%	AA	21
2025/01/09	0.339	Sell_Panda_ST	Sell_Panda_ST	65.82%	75	Research	170	95	Research Defon Sell	10.66%	13.48%	AA	20
2025/01/10	0.309	Sell_Panda_ST	Sell_Panda_ST	3.88%	0	Absolutely No	0	0	Absolutely no Trade	0.63%	2.52%	C	20
2025/01/13	0.290	No Trade	No Trade	56.27%	0	Absolutely No	0	-67	Absolutely no Trade	-5.37%	-2.55%	C	18
2025/01/14	0.290	No Trade	No Trade	58.52%	0	Absolutely No	0	-68	Absolutely no Trade	-5.58%	-3.67%	C	14
2025/01/15	0.298	No Trade	No Trade	30.44%	0	Absolutely No	0	-64	Absolutely no Trade	-2.90%	-0.48%	C	10
2025/01/16	0.292	No Trade	No Trade	52.31%	0	Absolutely No	0	-67	Absolutely no Trade	-4.99%	-0.65%	C	6
2025/01/17	0.294	No Trade	No Trade	44.59%	0	Absolutely No	0	-66	Absolutely no Trade	-4.25%	1.17%	C	3
2025/01/20	0.294	No Trade	No Trade	44.97%	0	Absolutely No	0	-66	Absolutely no Trade	-4.29%	0.39%	C	-2
2025/01/21	0.297	No Trade	No Trade	34.30%	0	Absolutely No	0	-67	Absolutely no Trade	-3.27%	-0.50%	C	-4
2025/01/22	0.295	No Trade	No Trade	42.69%	0	Absolutely No	0	-68	Absolutely no Trade	-4.07%	-0.38%	C	-4
2025/01/23	0.289	No Trade	No Trade	62.83%	0	Absolutely No	0	-71	Absolutely no Trade	-5.99%	-4.20%	C	-7
2025/01/24	0.294	No Trade	No Trade	46.35%	0	Absolutely No	0	-69	Absolutely no Trade	-4.42%	-4.52%	C	-9
2025/01/27	0.280	No Trade	No Trade	94.23%	0	Absolutely No	0	-75	Absolutely no Trade	-8.99%	-9.28%	C	-11
2025/01/28	0.277	No Trade	No Trade	100.00%	0	Absolutely No	0	-76	Absolutely no Trade	-10.01%	-10.34%	C	-14
2025/01/29	0.276	No Trade	No Trade	100.00%	0	Absolutely No	0	-76	Absolutely no Trade	-10.34%	-9.95%	C	-17
2025/01/30	0.273	No Trade	No Trade	100.00%	0	Absolutely No	0	-77	Absolutely no Trade	-11.14%	-11.16%	C	-21
2025/01/31	0.271	No Trade	No Trade	100.00%	0	Absolutely No	0	-78	Absolutely no Trade	-11.77%	-14.18%	C	-25
2025/02/03	0.259	No Trade	No Trade	100.00%	0	Absolutely No	0	-82	Research Defcon Buy	-15.77%	-16.96%	C	-28
2025/02/04	0.262	No Trade	No Trade	95.03%	0	Absolutely No	0	-80	Research Defcon Buy	-14.98%	-16.14%	C	-32
2025/02/05	0.269	No Trade	No Trade	80.36%	0	Absolutely No	0	-77	Absolutely no Trade	-12.67%	-13.87%	C	-34
2025/02/06	0.265	No Trade	No Trade	88.80%	50	Research	-85	-80	Research Defcon Buy	-14.00%	-14.12%	C	-35
2025/02/07	0.258	No Trade	No Trade	100.00%	50	Research	-85	-83	Research Defcon Buy	-16.24%	-16.22%	C	-37
2025/02/10	0.259	No Trade	No Trade	98.41%	50	Research	-85	-82	Research Defcon Buy	-15.98%	-16.70%	C	-39
2025/02/11	0.257	No Trade	No Trade	100.00%	50	Research	-85	-86	Research Defcon Buy	-16.63%	-16.30%	C	-42
2025/02/12	0.268	No Trade	No Trade	77.28%	30	Research	-85	-80	Research Defcon Buy	-12.85%	-13.27%	C	-43
2025/02/13	0.254	No Trade	No Trade	100.00%	50	Research	-85	-86	Research Defcon Buy	-17.67%	-17.99%	C	-43
2025/02/14	0.248	No Trade	No Trade	100.00%	50	Research	-85	-88	Research Defcon Buy	-19.35%	-19.45%	C	-44
2025/02/17	0.248	No Trade	No Trade	100.00%	50	Research	-85	-88	Research Defcon Buy	-19.38%	-20.29%	C	-44
2025/02/18	0.251	No Trade	No Trade	96.31%	50	Research	-85	-87	Research Defcon Buy	-18.67%	-18.68%	C	-44



Date	9 day	9 vs 21 day	33 day
2024/12/30	Buy_9day	Buy 9 vs 21	Buy 33_Day
2025/01/02	Buy_9day	Buy 9 vs 21	Buy 33_Day
2025/01/03	Buy_9day	Buy 9 vs 21	Buy 33_Day
2025/01/06	Buy_9day	Buy 9 vs 21	Buy 33_Day
2025/01/07	Buy_9day	Buy 9 vs 21	Buy 33_Day
2025/01/08	Sell_9day	Buy 9 vs 21	Sell 33_Day
2025/01/09	Sell_9day	Buy 9 vs 21	Sell 33_Day
2025/01/10	Sell_9day	Buy 9 vs 21	Sell 33_Day
2025/01/13	Sell_9day	Sell 9 vs 21	Sell 33_Day
2025/01/14	Sell_9day	Sell 9 vs 21	Sell 33_Day
2025/01/15	Sell_9day	Sell 9 vs 21	Sell 33_Day
2025/01/16	Sell_9day	Sell 9 vs 21	Sell 33_Day
2025/01/17	Sell_9day	Sell 9 vs 21	Sell 33_Day
2025/01/20	Sell_9day	Sell 9 vs 21	Sell 33_Day
2025/01/21	Sell_9day	Sell 9 vs 21	Sell 33_Day
2025/01/22	Sell_9day	Sell 9 vs 21	Sell 33_Day
2025/01/23	Sell_9day	Sell 9 vs 21	Sell 33_Day
2025/01/24	Buy_9day	Sell 9 vs 21	Sell 33_Day
2025/01/27	Sell_9day	Sell 9 vs 21	Sell 33_Day
2025/01/28	Sell_9day	Sell 9 vs 21	Sell 33_Day
2025/01/29	Sell_9day	Sell 9 vs 21	Sell 33_Day
2025/01/30	Sell_9day	Sell 9 vs 21	Sell 33_Day
2025/01/31	Sell_9day	Sell 9 vs 21	Sell 33_Day
2025/02/03	Sell_9day	Sell 9 vs 21	Sell 33_Day
2025/02/04	Sell_9day	Sell 9 vs 21	Sell 33_Day
2025/02/05	Sell_9day	Sell 9 vs 21	Sell 33_Day
2025/02/06	Sell_9day	Sell 9 vs 21	Sell 33_Day
2025/02/07	Sell_9day	Sell 9 vs 21	Sell 33_Day
2025/02/10	Sell_9day	Sell 9 vs 21	Sell 33_Day
2025/02/11	Sell_9day	Sell 9 vs 21	Sell 33_Day
2025/02/12	Buy_9day	Sell 9 vs 21	Sell 33_Day
2025/02/13	Sell_9day	Sell 9 vs 21	Sell 33_Day
2025/02/14	Sell_9day	Sell 9 vs 21	Sell 33_Day
2025/02/17	Sell_9day	Sell 9 vs 21	Sell 33_Day
2025/02/18	Sell_9day	Sell 9 vs 21	Sell 33_Day

Strategy Universe	Pairs_NYSE_Utilities	Ascendant guidance	Trade	Strategy_Open Date	2025/01/10	Caterpillar Guidance	Trade	
<div><div><div>— PCG.NYS</div><div>----- 21 per. Mov. Avg. (PCG.NYS)</div><div>— Linear (PCG.NYS)</div></div></div>	<div><div><div>— ES.NYS</div><div>----- 21 per. Mov. Avg. (ES.NYS)</div><div>— Linear (ES.NYS)</div></div></div>						(+): Mom Days	0
							(-): Mom Days	27
							Guided: Factor	9 vs 21 day
							324_Buy Guidance	76.8%
							324_Sell Guidance	0.0%
							Mom_75 (days)	-18.7%
							9 vs 21 day	-4.67%
Price vs 9 day	-2.23%							

S  
e  
|  
|

XEL.NAS

Xcel Energy

Utilities

Electric Utilities

New York

Market Cap : (B)

40 972

EIX.NYS

Edison International

Utilities

Electric Utilities

New York

Market Cap : (B)

33 481

Follow the " 3day to 5day waiting period " before entering the trade : understand the Graph, Trend and Variables

Plan your enrty levels. Focus on the process not the outcome. Expect further short-term deviation from the trade signal. "Patience"

-2.387														27.992														-11.728															
Date	Price or Relative Price	Short_Term_ Radar	Medium_ Term_Radar	Caterpillar_ %	Wise_ Owl(Rnk)	324_Factor	Factor_324	Defcon _Index	Defcon _Index_Trade	Margin of Safety	75_Day_Mom	Trade_Rating (Guidance)	Trendsum																														
2024/12/18	0.848	No Trade	No Trade	16.18%	0	Absolutely No	0	88	Research Defon Sell	-2.75%	17.17%	C	25																														
2024/12/19	0.855	No Trade	No Trade	11.74%	0	Absolutely No	0	88	Research Defon Sell	-1.99%	17.80%	C	25																														
2024/12/20	0.848	No Trade	No Trade	17.07%	0	Absolutely No	0	88	Research Defon Sell	-2.90%	14.93%	C	27																														
2024/12/23	0.849	No Trade	No Trade	16.25%	0	Absolutely No	0	88	Research Defon Sell	-2.76%	12.60%	C	28																														
2024/12/27	0.854	No Trade	No Trade	13.82%	0	Absolutely No	0	89	Research Defon Sell	-2.35%	12.67%	C	26																														
2024/12/30	0.848	No Trade	No Trade	18.13%	0	Absolutely No	0	88	Research Defon Sell	-3.08%	12.36%	C	24																														
2025/01/02	0.836	Sell_Panda_ST	Sell_Panda_ST	27.07%	0	Absolutely No	0	87	Research Defon Sell	-4.60%	11.81%	C	23																														
2025/01/03	0.836	Sell_Panda_ST	Sell_Panda_ST	27.17%	0	Absolutely No	0	87	Research Defon Sell	-4.62%	11.65%	C	21																														
2025/01/06	0.830	Sell_Panda_ST	Sell_Panda_ST	31.16%	0	Absolutely No	0	87	Research Defon Sell	-5.29%	10.80%	C	18																														
2025/01/07	0.848	No Trade	No Trade	19.33%	0	Absolutely No	0	89	Research Defon Sell	-3.28%	12.41%	C	15																														
2025/01/08	0.955	No Trade	No Trade	37.64%	0	Absolutely No	0	96	Research Defon Sell	8.88%	25.54%	C	14																														
2025/01/09	0.955	No Trade	No Trade	37.51%	0	Absolutely No	0	96	Research Defon Sell	8.85%	27.25%	C	13																														
2025/01/10	0.975	No Trade	No Trade	46.89%	0	Absolutely No	0	97	Research Defon Sell	11.07%	31.24%	C	12																														
2025/01/13	1.111	No Trade	No Trade	100.00%	50	Research	85	100	Research Defon Sell	26.45%	48.77%	A	14																														
2025/01/14	1.097	No Trade	No Trade	93.77%	50	Research	85	99	Research Defon Sell	24.81%	46.08%	B	15																														
2025/01/15	1.059	No Trade	No Trade	77.60%	50	Research	85	95	Research Defon Sell	20.53%	42.80%	B	16																														
2025/01/16	1.082	No Trade	No Trade	87.38%	50	Research	85	97	Research Defon Sell	23.12%	45.52%	B	18																														
2025/01/17	1.064	No Trade	No Trade	79.39%	50	Research	85	96	Research Defon Sell	21.00%	41.92%	B	16																														
2025/01/20	1.064	No Trade	No Trade	79.03%	50	Research	85	96	Research Defon Sell	20.91%	42.92%	B	14																														
2025/01/21	1.088	No Trade	No Trade	88.98%	50	Research	85	98	Research Defon Sell	23.54%	46.03%	B	14																														
2025/01/22	1.149	No Trade	No Trade	100.00%	50	Research	85	100	Research Defon Sell	30.49%	54.61%	A	15																														
2025/01/23	1.153	No Trade	No Trade	100.00%	50	Research	85	100	Research Defon Sell	30.93%	55.95%	A	16																														
2025/01/24	1.131	No Trade	No Trade	91.89%	50	Research	85	98	Research Defon Sell	28.42%	52.02%	B	18																														
2025/01/27	1.178	No Trade	No Trade	100.00%	50	Research	85	100	Research Defon Sell	33.54%	58.84%	A	20																														
2025/01/28	1.184	No Trade	No Trade	100.00%	50	Research	85	100	Research Defon Sell	34.24%	59.77%	A	22																														
2025/01/29	1.184	No Trade	No Trade	99.94%	50	Research	85	100	Research Defon Sell	34.21%	58.12%	A	24																														
2025/01/30	1.237	No Trade	No Trade	100.00%	50	Research	85	100	Research Defon Sell	40.15%	65.96%	A	28																														
2025/01/31	1.244	No Trade	No Trade	100.00%	50	Research	85	100	Research Defon Sell	40.99%	66.94%	A	30																														
2025/02/03	1.292	No Trade	No Trade	100.00%	50	Research	85	100	Research Defon Sell	46.25%	73.27%	A	30																														
2025/02/04	1.302	No Trade	No Trade	100.00%	60	Research	85	100	Research Defon Sell	47.31%	74.80%	A	31																														
2025/02/05	1.296	No Trade	No Trade	98.52%	60	Research	85	100	Research Defon Sell	46.61%	73.40%	A	32																														
2025/02/06	1.312	No Trade	No Trade	100.00%	60	Research	85	100	Research Defon Sell	48.43%	74.97%	A	33																														
2025/02/07	1.330	No Trade	No Trade	100.00%	100	Research	170	100	Research Defon Sell	50.36%	77.36%	AAA	36																														
2025/02/10	1.333	No Trade	No Trade	100.00%	100	Research	170	100	Research Defon Sell	50.63%	79.68%	AAA	40																														
2025/02/11	1.322	No Trade	No Trade	97.54%	100	Research	170	99	Research Defon Sell	49.38%	76.81%	AAA	43																														
2025/02/12	1.279	No Trade	No Trade	87.88%	100	Research	170	96	Research Defon Sell	44.49%	68.24%	AA	42																														
2025/02/13	1.328	No Trade	No Trade	98.55%	100	Research	170	100	Research Defon Sell	49.90%	72.82%	AAA	39																														
2025/02/14	1.371	No Trade	No Trade	100.00%	100	Research	170	100	Research Defon Sell	54.70%	79.57%	AAA	37																														
2025/02/17	1.371	No Trade	No Trade	99.78%	100	Research	170	100	Research Defon Sell	54.58%	79.90%	AAA	35																														
2025/02/18	1.336	No Trade	No Trade	92.59%	100	Research	170	97	Research Defon Sell	50.65%	76.39%	AAA	32																														



Date	9 day	9 vs 21 day	33 day
2024/12/30	Buy_9day	Buy 9 vs 21	Buy 33_Day
2025/01/02	Sell_9day	Buy 9 vs 21	Buy 33_Day
2025/01/03	Sell_9day	Buy 9 vs 21	Buy 33_Day
2025/01/06	Sell_9day	Buy 9 vs 21	Sell 33_Day
2025/01/07	Buy_9day	Buy 9 vs 21	Buy 33_Day
2025/01/08	Buy_9day	Buy 9 vs 21	Buy 33_Day
2025/01/09	Buy_9day	Buy 9 vs 21	Buy 33_Day
2025/01/10	Buy_9day	Buy 9 vs 21	Buy 33_Day
2025/01/13	Buy_9day	Buy 9 vs 21	Buy 33_Day
2025/01/14	Buy_9day	Buy 9 vs 21	Buy 33_Day
2025/01/15	Buy_9day	Buy 9 vs 21	Buy 33_Day
2025/01/16	Buy_9day	Buy 9 vs 21	Buy 33_Day
2025/01/17	Buy_9day	Buy 9 vs 21	Buy 33_Day
2025/01/20	Buy_9day	Buy 9 vs 21	Buy 33_Day
2025/01/21	Buy_9day	Buy 9 vs 21	Buy 33_Day
2025/01/22	Buy_9day	Buy 9 vs 21	Buy 33_Day
2025/01/23	Buy_9day	Buy 9 vs 21	Buy 33_Day
2025/01/24	Buy_9day	Buy 9 vs 21	Buy 33_Day
2025/01/27	Buy_9day	Buy 9 vs 21	Buy 33_Day
2025/01/28	Buy_9day	Buy 9 vs 21	Buy 33_Day
2025/01/29	Buy_9day	Buy 9 vs 21	Buy 33_Day
2025/01/30	Buy_9day	Buy 9 vs 21	Buy 33_Day
2025/01/31	Buy_9day	Buy 9 vs 21	Buy 33_Day
2025/02/03	Buy_9day	Buy 9 vs 21	Buy 33_Day
2025/02/04	Buy_9day	Buy 9 vs 21	Buy 33_Day
2025/02/05	Buy_9day	Buy 9 vs 21	Buy 33_Day
2025/02/06	Buy_9day	Buy 9 vs 21	Buy 33_Day
2025/02/07	Buy_9day	Buy 9 vs 21	Buy 33_Day
2025/02/10	Buy_9day	Buy 9 vs 21	Buy 33_Day
2025/02/11	Buy_9day	Buy 9 vs 21	Buy 33_Day
2025/02/12	Sell_9day	Buy 9 vs 21	Buy 33_Day
2025/02/13	Buy_9day	Buy 9 vs 21	Buy 33_Day
2025/02/14	Buy_9day	Buy 9 vs 21	Buy 33_Day
2025/02/17	Buy_9day	Buy 9 vs 21	Buy 33_Day
2025/02/18	Buy_9day	Buy 9 vs 21	Buy 33_Day

Strategy Universe	Pairs_NYSE_Utilities	Ascendant guidance	Trade	Strategy_Open Date	2025/01/10	Caterpillar Guidance	Trade
						(+) : Mom Days	89
						(-) : Mom Days	0
						Guided : Factor	66 day
						324_Buy Guidance	0.0%
						324_Sell Guidance	97.5%
						Mom_75 (days)	76.4%
						9 vs 21 day	5.82%
						Price vs 9 day	0.36%



HON.NAS

B

u

y

Honeywell International Inc.

Industrial

Industrial Conglomerates

New York

Market Cap : (B)

148 978

KO.NYS

The Coca-Cola Company

Consumer Staples

Beverages

New York

Market Cap : (B)

275 354

Follow the " 3day to 5day waiting period " before entering the trade : understand the Graph, Trend and Variables

Plan your enrty levels. Focus on the process not the outcome. Expect further short-term deviation from the trade signal. "Patience"

2.216												0.979		0.442	
Date	Price or Relative Price	Short_Term_ Radar	Medium_ Term_Radar	Caterpillar_ %	Wise_ Owl(Rnk)	324_Factor	Factor_324	Defcon _Index	Defcon _Index_Trade	Margin of Safety	75_Day_Mom	Trade_Rating (Guidance)	Trendsum		
2024/12/18	3.610	No Trade	No Trade	66.35%	50	Research	85	96	Research Defon Sell	9.81%	26.56%	B	5		
2024/12/19	3.633	No Trade	No Trade	71.16%	50	Research	85	96	Research Defon Sell	10.52%	30.44%	B	6		
2024/12/20	3.650	No Trade	No Trade	74.70%	50	Research	85	97	Research Defon Sell	11.04%	30.38%	B	4		
2024/12/23	3.641	No Trade	No Trade	72.83%	50	Research	85	97	Research Defon Sell	10.77%	29.65%	B	3		
2024/12/27	3.675	No Trade	No Trade	79.76%	50	Research	85	97	Research Defon Sell	11.79%	28.03%	B	2		
2024/12/30	3.653	No Trade	No Trade	75.21%	50	Research	85	97	Research Defon Sell	11.12%	27.14%	B	2		
2025/01/02	3.647	No Trade	No Trade	73.90%	50	Research	85	97	Research Defon Sell	10.92%	27.56%	B	3		
2025/01/03	3.668	No Trade	No Trade	78.31%	50	Research	85	97	Research Defon Sell	11.58%	29.22%	B	3		
2025/01/06	3.646	No Trade	No Trade	73.78%	50	Research	85	97	Research Defon Sell	10.91%	28.19%	B	1		
2025/01/07	3.626	No Trade	No Trade	69.65%	50	Research	85	96	Research Defon Sell	10.30%	29.04%	B	-1		
2025/01/08	3.568	No Trade	No Trade	57.59%	0	Research	85	0	Absolutely no Trade	8.51%	23.69%	C	-3		
2025/01/09	3.568	No Trade	No Trade	57.58%	0	Research	85	0	Absolutely no Trade	8.51%	25.69%	C	-4		
2025/01/10	3.573	No Trade	No Trade	58.60%	0	Research	85	0	Absolutely no Trade	8.66%	25.77%	C	-6		
2025/01/13	3.554	No Trade	No Trade	54.69%	0	Research	85	0	Absolutely no Trade	8.08%	23.50%	C	-11		
2025/01/14	3.522	No Trade	No Trade	48.10%	0	Research	85	0	Absolutely no Trade	7.11%	21.70%	C	-16		
2025/01/15	3.554	No Trade	No Trade	54.72%	0	Research	85	0	Absolutely no Trade	8.09%	22.57%	C	-19		
2025/01/16	3.577	No Trade	No Trade	59.49%	0	Research	85	0	Absolutely no Trade	8.79%	23.69%	C	-23		
2025/01/17	3.549	No Trade	No Trade	53.72%	0	Research	85	0	Absolutely no Trade	7.94%	23.39%	C	-24		
2025/01/20	3.549	No Trade	No Trade	53.70%	0	Research	85	0	Absolutely no Trade	7.94%	23.51%	C	-24		
2025/01/21	3.606	No Trade	No Trade	65.29%	50	Research	85	96	Research Defon Sell	9.65%	25.59%	B	-21		
2025/01/22	3.611	No Trade	No Trade	66.37%	50	Research	85	96	Research Defon Sell	9.81%	25.52%	B	-18		
2025/01/23	3.667	No Trade	No Trade	77.97%	50	Research	85	97	Research Defon Sell	11.53%	26.29%	B	-13		
2025/01/24	3.577	No Trade	No Trade	59.42%	0	Research	85	0	Absolutely no Trade	8.78%	21.42%	C	-8		
2025/01/27	3.534	No Trade	No Trade	50.46%	0	Research	85	0	Absolutely no Trade	7.46%	18.10%	C	-8		
2025/01/28	3.539	No Trade	No Trade	51.53%	0	Research	85	0	Absolutely no Trade	7.62%	15.22%	C	-7		
2025/01/29	3.518	No Trade	No Trade	47.22%	0	Research	85	0	Absolutely no Trade	6.98%	14.06%	C	-9		
2025/01/30	3.498	No Trade	No Trade	43.09%	0	Research	85	0	Absolutely no Trade	6.37%	12.68%	C	-13		
2025/01/31	3.524	No Trade	No Trade	48.44%	0	Research	85	0	Absolutely no Trade	7.16%	13.92%	C	-15		
2025/02/03	3.511	No Trade	No Trade	45.65%	0	Research	85	0	Absolutely no Trade	6.75%	13.66%	C	-17		
2025/02/04	3.567	No Trade	No Trade	57.22%	0	Research	85	0	Absolutely no Trade	8.46%	14.97%	C	-17		
2025/02/05	3.523	No Trade	No Trade	48.07%	0	Research	85	0	Absolutely no Trade	7.11%	12.15%	C	-18		
2025/02/06	3.312	No Trade	No Trade	4.65%	0	Absolutely No	0	0	Absolutely no Trade	0.69%	5.07%	C	-19		
2025/02/07	3.219	No Trade	No Trade	13.96%	0	Absolutely No	0	-86	Research Defcon Buy	-2.12%	0.94%	C	-18		
2025/02/10	3.230	No Trade	No Trade	11.77%	0	Absolutely No	0	-85	Research Defcon Buy	-1.79%	0.90%	C	-20		
2025/02/11	3.061	No Trade	No Trade	45.65%	50	Research	85	-91	Research Defcon Buy	-6.93%	-5.51%	C	-22		
2025/02/12	2.984	No Trade	No Trade	61.19%	0	Absolutely No	0	-94	Research Defcon Buy	-9.29%	-3.97%	C	-24		
2025/02/13	2.954	No Trade	No Trade	67.24%	0	Absolutely No	0	-95	Research Defcon Buy	-10.21%	-4.98%	C	-26		
2025/02/14	2.944	No Trade	No Trade	69.17%	0	Absolutely No	0	-95	Research Defcon Buy	-10.50%	-4.77%	C	-28		
2025/02/17	2.944	No Trade	No Trade	69.19%	0	Absolutely No	0	-95	Research Defcon Buy	-10.50%	-6.30%	C	-31		
2025/02/18	3.013	No Trade	No Trade	55.38%	0	Absolutely No	0	-92	Research Defcon Buy	-8.41%	-2.74%	C	-33		



Date	9 day	9 vs 21 day	33 day
2024/12/30	Sell_9day	Buy 9 vs 21	Buy 33_Day
2025/01/02	Sell_9day	Buy 9 vs 21	Buy 33_Day
2025/01/03	Buy_9day	Buy 9 vs 21	Buy 33_Day
2025/01/06	Sell_9day	Buy 9 vs 21	Buy 33_Day
2025/01/07	Sell_9day	Buy 9 vs 21	Sell 33_Day
2025/01/08	Sell_9day	Buy 9 vs 21	Sell 33_Day
2025/01/09	Sell_9day	Sell 9 vs 21	Sell 33_Day
2025/01/10	Sell_9day	Sell 9 vs 21	Sell 33_Day
2025/01/13	Sell_9day	Sell 9 vs 21	Sell 33_Day
2025/01/14	Sell_9day	Sell 9 vs 21	Sell 33_Day
2025/01/15	Sell_9day	Sell 9 vs 21	Sell 33_Day
2025/01/16	Buy_9day	Sell 9 vs 21	Sell 33_Day
2025/01/17	Sell_9day	Sell 9 vs 21	Sell 33_Day
2025/01/20	Sell_9day	Sell 9 vs 21	Sell 33_Day
2025/01/21	Buy_9day	Sell 9 vs 21	Sell 33_Day
2025/01/22	Buy_9day	Sell 9 vs 21	Sell 33_Day
2025/01/23	Buy_9day	Sell 9 vs 21	Buy 33_Day
2025/01/24	Sell_9day	Sell 9 vs 21	Sell 33_Day
2025/01/27	Sell_9day	Sell 9 vs 21	Sell 33_Day
2025/01/28	Sell_9day	Sell 9 vs 21	Sell 33_Day
2025/01/29	Sell_9day	Sell 9 vs 21	Sell 33_Day
2025/01/30	Sell_9day	Sell 9 vs 21	Sell 33_Day
2025/01/31	Sell_9day	Sell 9 vs 21	Sell 33_Day
2025/02/03	Sell_9day	Sell 9 vs 21	Sell 33_Day
2025/02/04	Buy_9day	Sell 9 vs 21	Sell 33_Day
2025/02/05	Sell_9day	Sell 9 vs 21	Sell 33_Day
2025/02/06	Sell_9day	Sell 9 vs 21	Sell 33_Day
2025/02/07	Sell_9day	Sell 9 vs 21	Sell 33_Day
2025/02/10	Sell_9day	Sell 9 vs 21	Sell 33_Day
2025/02/11	Sell_9day	Sell 9 vs 21	Sell 33_Day
2025/02/12	Sell_9day	Sell 9 vs 21	Sell 33_Day
2025/02/13	Sell_9day	Sell 9 vs 21	Sell 33_Day
2025/02/14	Sell_9day	Sell 9 vs 21	Sell 33_Day
2025/02/17	Sell_9day	Sell 9 vs 21	Sell 33_Day
2025/02/18	Sell_9day	Sell 9 vs 21	Sell 33_Day

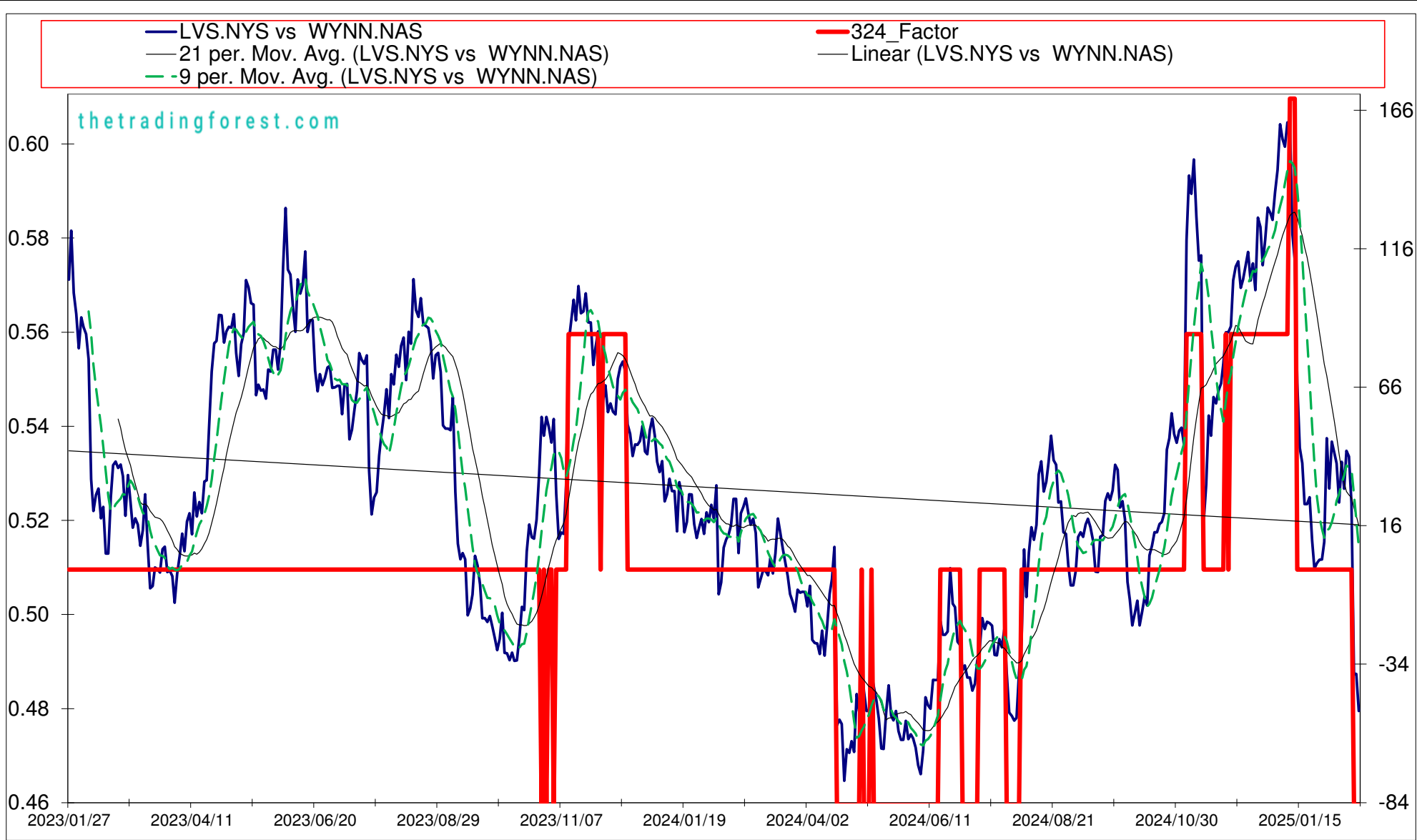
Strategy Universe	Pairs_NYSE_Dow	Ascendant guidance	Trade	Strategy_Open Date	2025/01/10	Caterpillar Guidance	Trade
						(+) : Mom Days	0
						(-) : Mom Days	6
						Guided : Factor	9 vs 21 day
						324_Buy Guidance	91.8%
						324_Sell Guidance	0.0%
						Mom_75 (days)	-2.7%
						9 vs 21 day	-8.24%
						Price vs 9 day	-1.97%

**Follow the " 3day to 5day waiting period " before entering the trade : understand the Graph, Trend and Variables**

**Plan your entry levels. Focus on the process not the outcome. Expect further short-term deviation from the trade signal. "Patience"**

-2.900		8.740												-3.014	
Date	Price or Relative Price	Short_Term_ Radar	Medium_ Term_Radar	Caterpillar_ %	Wise_ Owl(Rnk)	324_Factor	Factor_324	Defcon _Index	Defcon _Index_Trade	Margin of Safety	75_Day_Mom	Trade_Rating (Guidance)	Trendsum		
2024/12/18	0.575	No Trade	No Trade	64.71%	50	Research	85	96	Research Defon Sell	8.50%	10.95%	C	17		
2024/12/19	0.581	No Trade	No Trade	72.51%	50	Research	85	97	Research Defon Sell	9.52%	12.22%	C	18		
2024/12/20	0.587	No Trade	No Trade	82.09%	50	Research	85	98	Research Defon Sell	10.78%	12.94%	C	21		
2024/12/23	0.586	No Trade	No Trade	80.29%	50	Research	85	98	Research Defon Sell	10.55%	12.47%	C	23		
2024/12/27	0.585	No Trade	No Trade	77.82%	50	Research	85	98	Research Defon Sell	10.22%	12.58%	C	24		
2024/12/30	0.591	No Trade	No Trade	86.06%	50	Research	85	99	Research Defon Sell	11.30%	14.30%	C	28		
2025/01/02	0.595	No Trade	No Trade	92.66%	50	Research	85	100	Research Defon Sell	12.17%	16.74%	A	30		
2025/01/03	0.605	No Trade	No Trade	100.00%	60	Research	85	100	Research Defon Sell	13.98%	18.67%	A	32		
2025/01/06	0.602	No Trade	No Trade	95.47%	60	Research	85	99	Research Defon Sell	13.35%	16.32%	A	34		
2025/01/07	0.600	No Trade	No Trade	93.28%	60	Research	85	99	Research Defon Sell	13.04%	15.95%	A	34		
2025/01/08	0.606	No Trade	No Trade	100.00%	60	Research	85	100	Research Defon Sell	14.00%	15.32%	A	35		
2025/01/09	0.606	No Trade	No Trade	99.93%	100	Research	170	100	Research Defon Sell	13.99%	14.97%	AAA	35		
2025/01/10	0.582	No Trade	No Trade	67.92%	90	Research	170	96	Research Defon Sell	9.51%	10.75%	AA	32		
2025/01/13	0.576	Sell_Panda_ST	Sell_Panda_ST	60.36%	75	Research	170	95	Research Defon Sell	8.45%	9.29%	C	30		
2025/01/14	0.550	Sell_Panda_ST	Sell_Panda_ST	25.13%	0	Absolutely No	0	0	Absolutely no Trade	3.52%	3.26%	C	25		
2025/01/15	0.536	Sell_Panda_ST	Sell_Panda_ST	6.55%	0	Absolutely No	0	0	Absolutely no Trade	0.92%	0.87%	C	21		
2025/01/16	0.533	Sell_Panda_ST	Sell_Panda_ST	2.12%	0	Absolutely No	0	0	Absolutely no Trade	0.30%	1.80%	C	16		
2025/01/17	0.524	No Trade	No Trade	13.06%	0	Absolutely No	0	0	Absolutely no Trade	-1.35%	-0.12%	C	10		
2025/01/20	0.524	No Trade	No Trade	13.31%	0	Absolutely No	0	0	Absolutely no Trade	-1.38%	0.62%	C	5		
2025/01/21	0.526	No Trade	No Trade	10.74%	0	Absolutely No	0	0	Absolutely no Trade	-1.11%	3.55%	C	-1		
2025/01/22	0.517	No Trade	No Trade	27.52%	0	Absolutely No	0	-90	Research Defcon Buy	-2.84%	2.48%	C	-6		
2025/01/23	0.511	No Trade	No Trade	38.48%	0	Absolutely No	0	-91	Research Defcon Buy	-3.98%	2.42%	C	-10		
2025/01/24	0.512	No Trade	No Trade	36.51%	0	Absolutely No	0	-91	Research Defcon Buy	-3.77%	2.13%	C	-13		
2025/01/27	0.513	No Trade	No Trade	35.42%	0	Absolutely No	0	-91	Research Defcon Buy	-3.66%	1.72%	C	-16		
2025/01/28	0.513	No Trade	No Trade	35.38%	0	Absolutely No	0	-91	Research Defcon Buy	-3.66%	2.81%	C	-18		
2025/01/29	0.516	No Trade	No Trade	28.70%	0	Absolutely No	0	-91	Research Defcon Buy	-2.97%	2.95%	C	-19		
2025/01/30	0.538	No Trade	No Trade	8.34%	0	Absolutely No	0	0	Absolutely no Trade	1.17%	6.67%	C	-16		
2025/01/31	0.528	No Trade	No Trade	8.25%	0	Absolutely No	0	-89	Research Defcon Buy	-0.85%	4.94%	C	-13		
2025/02/03	0.538	No Trade	No Trade	7.15%	0	Absolutely No	0	0	Absolutely no Trade	1.00%	4.71%	C	-11		
2025/02/04	0.535	No Trade	No Trade	3.84%	0	Absolutely No	0	-87	Research Defcon Buy	0.54%	3.82%	C	-8		
2025/02/05	0.533	No Trade	No Trade	0.80%	0	Absolutely No	0	-88	Research Defcon Buy	0.11%	2.82%	C	-7		
2025/02/06	0.525	No Trade	No Trade	14.13%	0	Absolutely No	0	-89	Research Defcon Buy	-1.46%	1.22%	C	-7		
2025/02/07	0.533	No Trade	No Trade	1.10%	0	Absolutely No	0	-88	Research Defcon Buy	0.15%	2.54%	C	-7		
2025/02/10	0.528	No Trade	No Trade	9.14%	0	Absolutely No	0	-89	Research Defcon Buy	-0.94%	1.35%	C	-8		
2025/02/11	0.536	No Trade	No Trade	3.97%	0	Absolutely No	0	-87	Research Defcon Buy	0.56%	2.52%	C	-10		
2025/02/12	0.535	No Trade	No Trade	2.30%	0	Absolutely No	0	-87	Research Defcon Buy	0.32%	-0.27%	C	-12		
2025/02/13	0.525	No Trade	No Trade	15.07%	0	Absolutely No	0	-89	Research Defcon Buy	-1.56%	-2.58%	C	-16		
2025/02/14	0.488	No Trade	No Trade	80.99%	50	Research	-85	-96	Research Defcon Buy	-8.37%	-10.19%	C	-16		
2025/02/17	0.488	No Trade	No Trade	81.23%	50	Research	-85	-96	Research Defcon Buy	-8.39%	-9.46%	C	-18		
2025/02/18	0.480	No Trade	No Trade	95.58%	50	Research	-85	-98	Research Defcon Buy	-9.88%	-10.60%	C	-19		





Date	9 day	9 vs 21 day	33 day
2024/12/30	Buy_9day	Buy 9 vs 21	Buy 33_Day
2025/01/02	Buy_9day	Buy 9 vs 21	Buy 33_Day
2025/01/03	Buy_9day	Buy 9 vs 21	Buy 33_Day
2025/01/06	Buy_9day	Buy 9 vs 21	Buy 33_Day
2025/01/07	Buy_9day	Buy 9 vs 21	Buy 33_Day
2025/01/08	Buy_9day	Buy 9 vs 21	Buy 33_Day
2025/01/09	Buy_9day	Buy 9 vs 21	Buy 33_Day
2025/01/10	Sell_9day	Buy 9 vs 21	Buy 33_Day
2025/01/13	Sell_9day	Buy 9 vs 21	Sell 33_Day
2025/01/14	Sell_9day	Buy 9 vs 21	Sell 33_Day
2025/01/15	Sell_9day	Buy 9 vs 21	Sell 33_Day
2025/01/16	Sell_9day	Sell 9 vs 21	Sell 33_Day
2025/01/17	Sell_9day	Sell 9 vs 21	Sell 33_Day
2025/01/20	Sell_9day	Sell 9 vs 21	Sell 33_Day
2025/01/21	Sell_9day	Sell 9 vs 21	Sell 33_Day
2025/01/22	Sell_9day	Sell 9 vs 21	Sell 33_Day
2025/01/23	Sell_9day	Sell 9 vs 21	Sell 33_Day
2025/01/24	Sell_9day	Sell 9 vs 21	Sell 33_Day
2025/01/27	Sell_9day	Sell 9 vs 21	Sell 33_Day
2025/01/28	Sell_9day	Sell 9 vs 21	Sell 33_Day
2025/01/29	Sell_9day	Sell 9 vs 21	Sell 33_Day
2025/01/30	Buy_9day	Sell 9 vs 21	Sell 33_Day
2025/01/31	Buy_9day	Sell 9 vs 21	Sell 33_Day
2025/02/03	Buy_9day	Sell 9 vs 21	Sell 33_Day
2025/02/04	Buy_9day	Sell 9 vs 21	Sell 33_Day
2025/02/05	Buy_9day	Sell 9 vs 21	Sell 33_Day
2025/02/06	Sell_9day	Sell 9 vs 21	Sell 33_Day
2025/02/07	Buy_9day	Sell 9 vs 21	Sell 33_Day
2025/02/10	Sell_9day	Buy 9 vs 21	Sell 33_Day
2025/02/11	Buy_9day	Buy 9 vs 21	Sell 33_Day
2025/02/12	Buy_9day	Buy 9 vs 21	Sell 33_Day
2025/02/13	Sell_9day	Buy 9 vs 21	Sell 33_Day
2025/02/14	Sell_9day	Buy 9 vs 21	Sell 33_Day
2025/02/17	Sell_9day	Sell 9 vs 21	Sell 33_Day
2025/02/18	Sell_9day	Sell 9 vs 21	Sell 33_Day

Strategy Universe

Pairs\_NYSE\_Leisure

Ascendant guidance

Trade

Strategy\_Open Date

2025/01/10

Caterpillar Guidance

Trade

LVS.NYS

21 per. Mov. Avg. (LVS.NYS)

Linear (LVS.NYS)

WYNN.NAS

21 per. Mov. Avg. (WYNN.NAS)

Linear (WYNN.NAS)

(+) : Mom Days

0

(-) : Mom Days

5

Guided : Factor

9 vs 21 day

324\_Buy Guidance

96.8%

324\_Sell Guidance

0.0%

Mom\_75 (days)

-10.6%

9 vs 21 day

-0.87%

Price vs 9 day

-6.76%



PH.NYS

B Parker Hannifin

u Industrial

y Machinery

New York

Market Cap : (B)

90 989

LDOS.NYS

Leidos Holdings, Inc.

Industrial

Professional Services

New York

Market Cap : (B)

22 085

Follow the " 3day to 5day waiting period " before entering the trade : understand the Graph, Trend and Variables

Plan your enrty levels. Focus on the process not the outcome. Expect further short-term deviation from the trade signal. "Patience"

Date	Price or Relative Price	Short_Term_ Radar	Medium_ Term_Radar	Caterpillar_ %	Wise_ Owl(Rnk)	324_Factor	Factor_324	Defcon _Index	Defcon _Index_Trade	Margin of Safety	75_Day_Mom	Trade_Rating (Guidance)	Trendsum
2024/12/18	4.408	No Trade	No Trade	52.74%	50	Research	85	97	Research Defon Sell	7.79%	19.40%	B	1
2024/12/19	4.464	No Trade	No Trade	61.98%	50	Research	85	98	Research Defon Sell	9.16%	19.44%	B	3
2024/12/20	4.469	No Trade	No Trade	62.78%	50	Research	85	98	Research Defon Sell	9.28%	18.21%	B	2
2024/12/23	4.447	No Trade	No Trade	58.89%	50	Research	85	97	Research Defon Sell	8.70%	17.89%	B	3
2024/12/27	4.456	No Trade	No Trade	60.22%	50	Research	85	98	Research Defon Sell	8.90%	16.23%	B	5
2024/12/30	4.448	No Trade	No Trade	58.80%	50	Research	85	98	Research Defon Sell	8.69%	16.65%	B	6
2025/01/02	4.393	No Trade	No Trade	49.58%	50	Research	85	97	Research Defon Sell	7.33%	15.52%	B	3
2025/01/03	4.334	No Trade	No Trade	39.70%	0	Absolutely No	0	95	Research Defon Sell	5.87%	12.42%	C	-1
2025/01/06	4.324	No Trade	No Trade	38.00%	0	Absolutely No	0	95	Research Defon Sell	5.62%	10.28%	C	-3
2025/01/07	4.312	No Trade	No Trade	36.04%	0	Absolutely No	0	95	Research Defon Sell	5.33%	8.90%	C	-6
2025/01/08	4.401	No Trade	No Trade	50.69%	50	Research	85	97	Research Defon Sell	7.49%	9.74%	C	-9
2025/01/09	4.401	No Trade	No Trade	50.64%	50	Research	85	97	Research Defon Sell	7.48%	10.82%	C	-11
2025/01/10	4.216	No Trade	No Trade	19.97%	0	Absolutely No	0	0	Absolutely no Trade	2.95%	8.81%	C	-15
2025/01/13	4.180	No Trade	No Trade	13.84%	0	Absolutely No	0	0	Absolutely no Trade	2.05%	5.90%	C	-18
2025/01/14	4.235	No Trade	No Trade	23.01%	0	Absolutely No	0	0	Absolutely no Trade	3.40%	7.62%	C	-19
2025/01/15	4.228	No Trade	No Trade	21.65%	0	Absolutely No	0	0	Absolutely no Trade	3.20%	5.41%	C	-20
2025/01/16	4.247	No Trade	No Trade	24.82%	0	Absolutely No	0	94	Research Defon Sell	3.67%	7.20%	C	-19
2025/01/17	4.314	No Trade	No Trade	35.87%	0	Absolutely No	0	95	Research Defon Sell	5.30%	11.30%	C	-19
2025/01/20	4.314	No Trade	No Trade	35.74%	0	Absolutely No	0	95	Research Defon Sell	5.28%	12.97%	C	-17
2025/01/21	4.225	No Trade	No Trade	20.95%	0	Absolutely No	0	0	Absolutely no Trade	3.10%	11.23%	C	-19
2025/01/22	4.187	No Trade	No Trade	14.58%	0	Absolutely No	0	0	Absolutely no Trade	2.15%	10.39%	C	-20
2025/01/23	4.567	No Trade	No Trade	77.38%	50	Research	85	100	Research Defon Sell	11.44%	20.49%	A	-17
2025/01/24	4.666	No Trade	No Trade	93.68%	50	Research	85	100	Research Defon Sell	13.84%	23.49%	A	-16
2025/01/27	4.464	No Trade	No Trade	60.22%	50	Research	85	96	Research Defon Sell	8.90%	18.57%	B	-14
2025/01/28	4.709	No Trade	No Trade	100.00%	50	Research	85	100	Research Defon Sell	14.85%	24.77%	A	-11
2025/01/29	4.747	No Trade	No Trade	100.00%	50	Research	85	100	Research Defon Sell	15.77%	23.68%	A	-9
2025/01/30	4.950	No Trade	No Trade	100.00%	50	Research	85	100	Research Defon Sell	20.73%	29.91%	A	-6
2025/01/31	4.978	No Trade	No Trade	100.00%	50	Research	85	100	Research Defon Sell	21.40%	30.45%	A	-3
2025/02/03	4.912	No Trade	No Trade	92.35%	50	Research	85	99	Research Defon Sell	19.77%	29.11%	B	2
2025/02/04	4.858	No Trade	No Trade	86.22%	50	Research	85	98	Research Defon Sell	18.45%	28.09%	B	5
2025/02/05	4.876	No Trade	No Trade	88.14%	50	Research	85	98	Research Defon Sell	18.87%	28.28%	B	6
2025/02/06	4.911	No Trade	No Trade	92.17%	50	Research	85	99	Research Defon Sell	19.73%	30.00%	B	7
2025/02/07	4.807	No Trade	No Trade	80.30%	50	Research	85	97	Research Defon Sell	17.19%	27.61%	B	7
2025/02/10	4.768	No Trade	No Trade	75.67%	50	Research	85	96	Research Defon Sell	16.20%	26.94%	B	6
2025/02/11	4.949	No Trade	No Trade	96.32%	50	Research	85	99	Research Defon Sell	20.62%	32.29%	A	5
2025/02/12	4.957	No Trade	No Trade	97.22%	50	Research	85	100	Research Defon Sell	20.81%	34.07%	A	2
2025/02/13	5.311	No Trade	No Trade	100.00%	50	Research	85	100	Research Defon Sell	29.41%	44.10%	A	2
2025/02/14	5.294	No Trade	No Trade	98.64%	50	Research	85	100	Research Defon Sell	29.01%	44.09%	A	3
2025/02/17	5.294	No Trade	No Trade	98.56%	50	Research	85	100	Research Defon Sell	28.98%	57.42%	A	6
2025/02/18	5.298	No Trade	No Trade	98.82%	50	Research	85	100	Research Defon Sell	29.06%	57.63%	A	10



Date	9 day	9 vs 21 day	33 day
2024/12/30	Buy_9day	Buy 9 vs 21	Buy 33_Day
2025/01/02	Sell_9day	Buy 9 vs 21	Buy 33_Day
2025/01/03	Sell_9day	Buy 9 vs 21	Buy 33_Day
2025/01/06	Sell_9day	Buy 9 vs 21	Sell 33_Day
2025/01/07	Sell_9day	Buy 9 vs 21	Sell 33_Day
2025/01/08	Buy_9day	Buy 9 vs 21	Buy 33_Day
2025/01/09	Buy_9day	Buy 9 vs 21	Buy 33_Day
2025/01/10	Sell_9day	Sell 9 vs 21	Sell 33_Day
2025/01/13	Sell_9day	Sell 9 vs 21	Sell 33_Day
2025/01/14	Sell_9day	Sell 9 vs 21	Sell 33_Day
2025/01/15	Sell_9day	Sell 9 vs 21	Sell 33_Day
2025/01/16	Sell_9day	Sell 9 vs 21	Sell 33_Day
2025/01/17	Buy_9day	Sell 9 vs 21	Sell 33_Day
2025/01/20	Buy_9day	Sell 9 vs 21	Sell 33_Day
2025/01/21	Sell_9day	Sell 9 vs 21	Sell 33_Day
2025/01/22	Sell_9day	Sell 9 vs 21	Sell 33_Day
2025/01/23	Buy_9day	Sell 9 vs 21	Buy 33_Day
2025/01/24	Buy_9day	Sell 9 vs 21	Buy 33_Day
2025/01/27	Buy_9day	Buy 9 vs 21	Buy 33_Day
2025/01/28	Buy_9day	Buy 9 vs 21	Buy 33_Day
2025/01/29	Buy_9day	Buy 9 vs 21	Buy 33_Day
2025/01/30	Buy_9day	Buy 9 vs 21	Buy 33_Day
2025/01/31	Buy_9day	Buy 9 vs 21	Buy 33_Day
2025/02/03	Buy_9day	Buy 9 vs 21	Buy 33_Day
2025/02/04	Buy_9day	Buy 9 vs 21	Buy 33_Day
2025/02/05	Buy_9day	Buy 9 vs 21	Buy 33_Day
2025/02/06	Buy_9day	Buy 9 vs 21	Buy 33_Day
2025/02/07	Sell_9day	Buy 9 vs 21	Buy 33_Day
2025/02/10	Sell_9day	Buy 9 vs 21	Buy 33_Day
2025/02/11	Buy_9day	Buy 9 vs 21	Buy 33_Day
2025/02/12	Buy_9day	Buy 9 vs 21	Buy 33_Day
2025/02/13	Buy_9day	Buy 9 vs 21	Buy 33_Day
2025/02/14	Buy_9day	Buy 9 vs 21	Buy 33_Day
2025/02/17	Buy_9day	Buy 9 vs 21	Buy 33_Day
2025/02/18	Buy_9day	Buy 9 vs 21	Buy 33_Day

Strategy Universe	Pairs_NYSE_Industrial	Ascendant guidance	Trade	Strategy_Open Date	2025/01/10	Caterpillar Guidance	Trade	
<div><div><div>— PH.NYS</div><div>--- 21 per. Mov. Avg. (PH.NYS)</div><div>— Linear (PH.NYS)</div></div><div><div>— LDOS.NYS</div><div>--- 21 per. Mov. Avg. (LDOS.NYS)</div><div>— Linear (LDOS.NYS)</div></div></div>							(+) : Mom Days	64
							(-) : Mom Days	0
							Guided : Factor	33 day
							324_Buy Guidance	0.0%
							324_Sell Guidance	99.8%
							Mom_75 (days)	57.6%
							9 vs 21 day	4.57%
							Price vs 9 day	4.59%

S  
e  
|  
|

USB.NYS

U.S. Bank

Financial

Banks

New York

Market Cap : (B)

81 886

Follow the " 3day to 5day waiting period " before entering the trade : understand the Graph, Trend and Variables

FITB.NAS

Fifth Third Bank

Financial

Banks

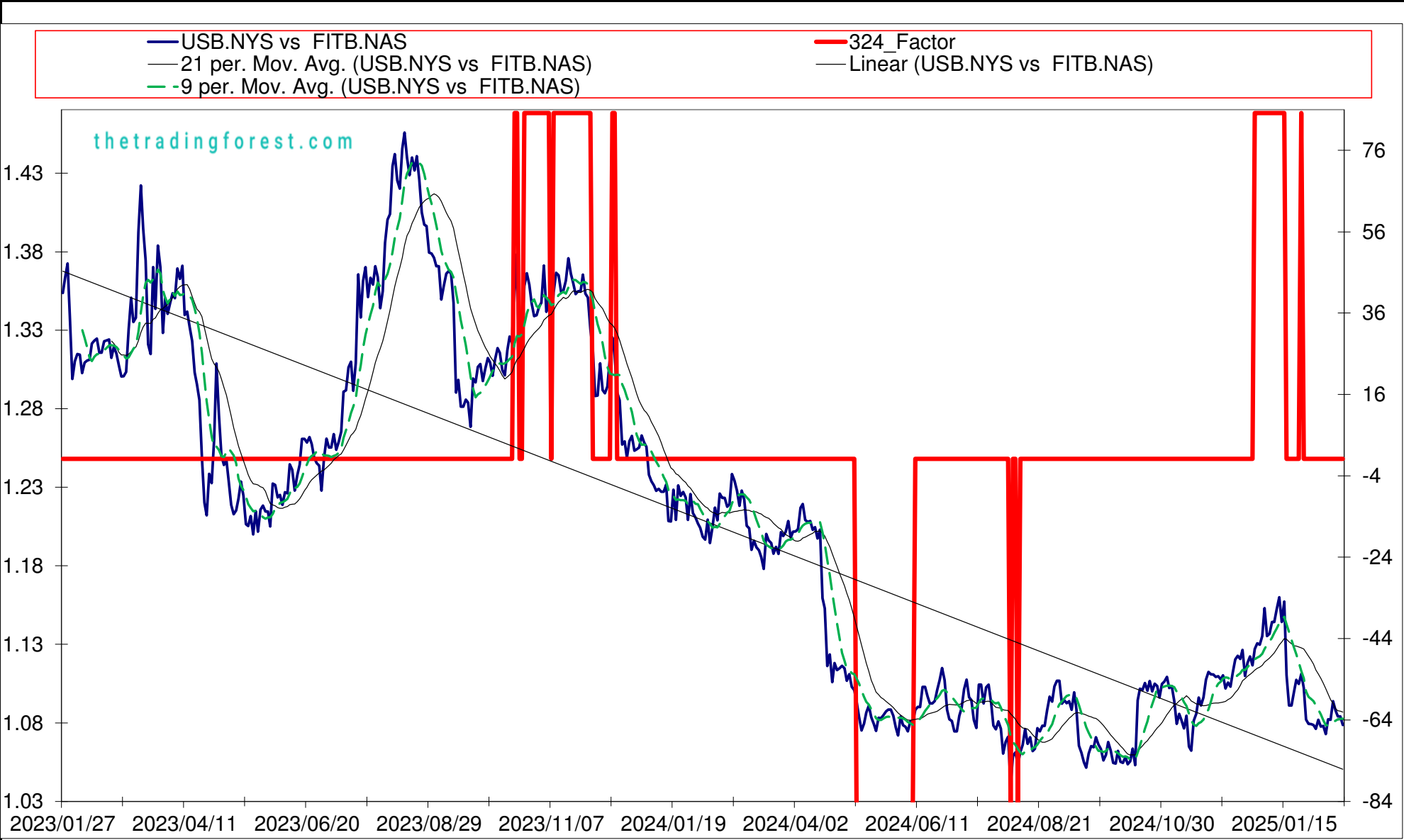
New York

Market Cap : (B)

32 119

Plan your enrty levels. Focus on the process not the outcome. Expect further short-term deviation from the trade signal. "Patience"

Date	Price or Relative Price	Short_Term_ Radar	Medium_ Term_Radar	Caterpillar_ %	Wise_ Owl(Rnk)	324_Factor	Factor_324	Defcon _Index	Defcon _Index_Trade	Margin of Safety	75_Day_Mom	Trade_Rating (Guidance)	Trendsum
2024/12/18	1.118	No Trade	No Trade	53.43%	0	Absolutely No	0	85	Research Defon Sell	5.30%	2.36%	C	10
2024/12/19	1.122	No Trade	No Trade	57.71%	0	Absolutely No	0	85	Research Defon Sell	5.72%	2.60%	C	12
2024/12/20	1.116	No Trade	No Trade	52.84%	0	Absolutely No	0	85	Research Defon Sell	5.24%	2.60%	C	11
2024/12/23	1.127	No Trade	No Trade	64.14%	30	Research	85	86	Research Defon Sell	6.36%	2.50%	C	12
2024/12/27	1.130	No Trade	No Trade	69.60%	30	Research	85	86	Research Defon Sell	6.90%	3.86%	C	14
2024/12/30	1.129	No Trade	No Trade	70.25%	30	Research	85	86	Research Defon Sell	6.97%	6.04%	C	16
2025/01/02	1.135	No Trade	No Trade	76.96%	50	Research	85	86	Research Defon Sell	7.63%	7.01%	C	19
2025/01/03	1.153	No Trade	No Trade	94.38%	50	Research	85	87	Research Defon Sell	9.36%	9.31%	C	21
2025/01/06	1.135	No Trade	No Trade	78.84%	50	Research	85	86	Research Defon Sell	7.82%	7.97%	C	24
2025/01/07	1.136	No Trade	No Trade	80.69%	50	Research	85	86	Research Defon Sell	8.00%	7.19%	C	26
2025/01/08	1.144	No Trade	No Trade	88.42%	50	Research	85	87	Research Defon Sell	8.77%	7.41%	C	27
2025/01/09	1.144	No Trade	No Trade	88.92%	50	Research	85	87	Research Defon Sell	8.82%	7.49%	C	25
2025/01/10	1.152	No Trade	No Trade	97.51%	50	Research	85	87	Research Defon Sell	9.67%	7.64%	C	23
2025/01/13	1.160	No Trade	No Trade	100.00%	50	Research	85	88	Research Defon Sell	10.52%	8.79%	C	25
2025/01/14	1.144	No Trade	No Trade	86.21%	50	Research	85	86	Research Defon Sell	9.07%	7.61%	C	26
2025/01/15	1.157	No Trade	No Trade	98.44%	50	Research	85	88	Research Defon Sell	10.36%	9.58%	C	26
2025/01/16	1.110	Sell_Panda_ST	Sell_Panda_ST	56.45%	0	Absolutely No	0	84	Research Defon Sell	5.94%	4.80%	C	24
2025/01/17	1.091	Sell_Panda_ST	Sell_Panda_ST	39.35%	0	Absolutely No	0	-95	Research Defcon Buy	4.14%	2.17%	C	22
2025/01/20	1.091	Sell_Panda_ST	Sell_Panda_ST	40.70%	0	Absolutely No	0	-95	Research Defcon Buy	4.28%	2.69%	C	20
2025/01/21	1.099	Sell_Panda_ST	Sell_Panda_ST	49.12%	0	Absolutely No	0	-94	Research Defcon Buy	5.17%	4.30%	C	17
2025/01/22	1.107	Sell_Panda_ST	Sell_Panda_ST	56.46%	0	Absolutely No	0	84	Research Defon Sell	5.94%	5.06%	C	13
2025/01/23	1.104	No Trade	No Trade	54.61%	0	Absolutely No	0	84	Research Defon Sell	5.74%	4.02%	C	9
2025/01/24	1.111	No Trade	No Trade	60.74%	0	Research	85	84	Research Defon Sell	6.39%	5.30%	C	5
2025/01/27	1.102	No Trade	No Trade	54.10%	0	Absolutely No	0	83	Research Defon Sell	5.69%	4.54%	C	3
2025/01/28	1.082	No Trade	No Trade	36.19%	0	Absolutely No	0	-96	Research Defcon Buy	3.81%	2.25%	C	0
2025/01/29	1.079	No Trade	No Trade	34.16%	0	Absolutely No	0	-96	Research Defcon Buy	3.59%	2.45%	C	-2
2025/01/30	1.079	No Trade	No Trade	34.50%	0	Absolutely No	0	-96	Research Defcon Buy	3.63%	2.25%	C	-5
2025/01/31	1.078	No Trade	No Trade	34.42%	0	Absolutely No	0	-96	Research Defcon Buy	3.62%	1.42%	C	-6
2025/02/03	1.076	No Trade	No Trade	33.43%	0	Absolutely No	0	-97	Research Defcon Buy	3.52%	2.20%	C	-9
2025/02/04	1.082	No Trade	No Trade	39.24%	0	Absolutely No	0	-96	Research Defcon Buy	4.13%	-1.14%	C	-12
2025/02/05	1.077	No Trade	No Trade	35.76%	0	Absolutely No	0	-97	Research Defcon Buy	3.76%	-2.19%	C	-17
2025/02/06	1.078	No Trade	No Trade	36.53%	0	Absolutely No	0	-97	Research Defcon Buy	3.84%	-2.08%	C	-21
2025/02/07	1.072	No Trade	No Trade	32.21%	0	Absolutely No	0	-97	Research Defcon Buy	3.39%	-2.94%	C	-25
2025/02/10	1.082	No Trade	No Trade	42.28%	0	Absolutely No	0	-96	Research Defcon Buy	4.45%	-1.65%	C	-24
2025/02/11	1.082	No Trade	No Trade	42.42%	0	Absolutely No	0	-96	Research Defcon Buy	4.46%	-2.23%	C	-23
2025/02/12	1.093	No Trade	No Trade	53.80%	0	Absolutely No	0	-95	Research Defcon Buy	5.66%	-0.56%	C	-21
2025/02/13	1.087	No Trade	No Trade	48.70%	0	Absolutely No	0	-96	Research Defcon Buy	5.12%	-1.55%	C	-18
2025/02/14	1.084	No Trade	No Trade	45.78%	0	Absolutely No	0	-96	Research Defcon Buy	4.82%	-1.75%	C	-14
2025/02/17	1.084	No Trade	No Trade	47.16%	0	Absolutely No	0	-96	Research Defcon Buy	4.96%	-1.10%	C	-13
2025/02/18	1.078	No Trade	No Trade	42.58%	0	Absolutely No	0	-97	Research Defcon Buy	4.48%	-2.36%	C	-15



Date	9 day	9 vs 21 day	33 day
2024/12/30	Buy_9day	Buy 9 vs 21	Buy 33_Day
2025/01/02	Buy_9day	Buy 9 vs 21	Buy 33_Day
2025/01/03	Buy_9day	Buy 9 vs 21	Buy 33_Day
2025/01/06	Buy_9day	Buy 9 vs 21	Buy 33_Day
2025/01/07	Buy_9day	Buy 9 vs 21	Buy 33_Day
2025/01/08	Buy_9day	Buy 9 vs 21	Buy 33_Day
2025/01/09	Buy_9day	Buy 9 vs 21	Buy 33_Day
2025/01/10	Buy_9day	Buy 9 vs 21	Buy 33_Day
2025/01/13	Buy_9day	Buy 9 vs 21	Buy 33_Day
2025/01/14	Sell_9day	Buy 9 vs 21	Buy 33_Day
2025/01/15	Buy_9day	Buy 9 vs 21	Buy 33_Day
2025/01/16	Sell_9day	Buy 9 vs 21	Sell 33_Day
2025/01/17	Sell_9day	Buy 9 vs 21	Sell 33_Day
2025/01/20	Sell_9day	Buy 9 vs 21	Sell 33_Day
2025/01/21	Sell_9day	Sell 9 vs 21	Sell 33_Day
2025/01/22	Sell_9day	Sell 9 vs 21	Sell 33_Day
2025/01/23	Sell_9day	Sell 9 vs 21	Sell 33_Day
2025/01/24	Sell_9day	Sell 9 vs 21	Sell 33_Day
2025/01/27	Sell_9day	Sell 9 vs 21	Sell 33_Day
2025/01/28	Sell_9day	Sell 9 vs 21	Sell 33_Day
2025/01/29	Sell_9day	Sell 9 vs 21	Sell 33_Day
2025/01/30	Sell_9day	Sell 9 vs 21	Sell 33_Day
2025/01/31	Sell_9day	Sell 9 vs 21	Sell 33_Day
2025/02/03	Sell_9day	Sell 9 vs 21	Sell 33_Day
2025/02/04	Sell_9day	Sell 9 vs 21	Sell 33_Day
2025/02/05	Sell_9day	Sell 9 vs 21	Sell 33_Day
2025/02/06	Sell_9day	Sell 9 vs 21	Sell 33_Day
2025/02/07	Sell_9day	Sell 9 vs 21	Sell 33_Day
2025/02/10	Buy_9day	Sell 9 vs 21	Sell 33_Day
2025/02/11	Buy_9day	Sell 9 vs 21	Sell 33_Day
2025/02/12	Buy_9day	Sell 9 vs 21	Sell 33_Day
2025/02/13	Buy_9day	Sell 9 vs 21	Sell 33_Day
2025/02/14	Buy_9day	Sell 9 vs 21	Sell 33_Day
2025/02/17	Buy_9day	Sell 9 vs 21	Sell 33_Day
2025/02/18	Sell_9day	Sell 9 vs 21	Sell 33_Day

Strategy Universe	Pairs_NYSE_Banks	Ascendant guidance	Trade	Strategy_Open Date	2025/01/10	Caterpillar Guidance	Trade
						(+) : Mom Days	0
						(-) : Mom Days	11
						Guided : Factor	9 vs 21 day
						324_Buy Guidance	0.0%
						324_Sell Guidance	74.1%
						Mom_75 (days)	-2.4%
						9 vs 21 day	-0.39%
						Price vs 9 day	-0.37%



S  
e  
l  
l

WEC.NYS

WEC Energy Group

Utilities

Multi-Utilities

New York

Market Cap : (B)

31 844

FE.NYS

FirstEnergy

Utilities

Electric Utilities

New York

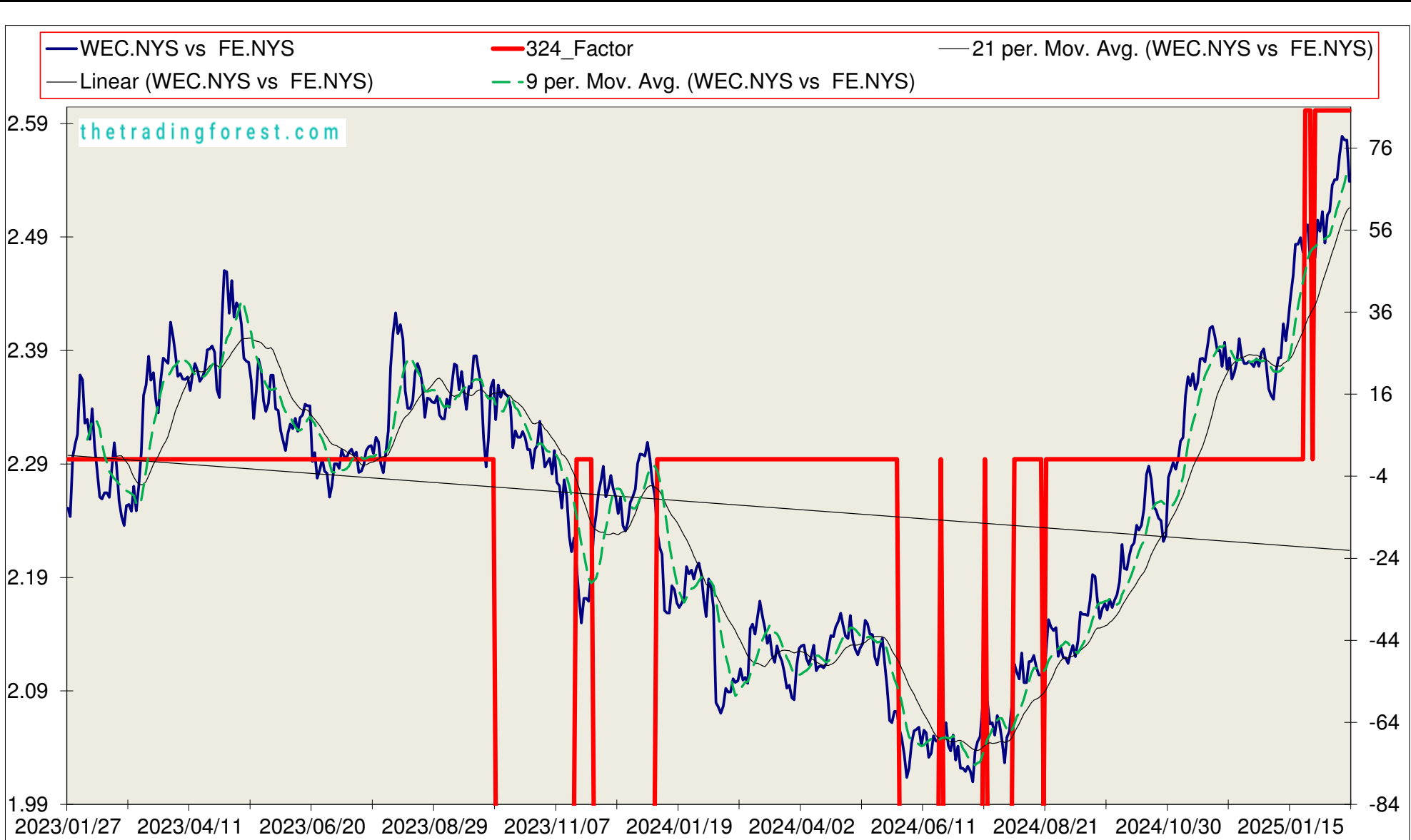
Market Cap : (B)

24 084

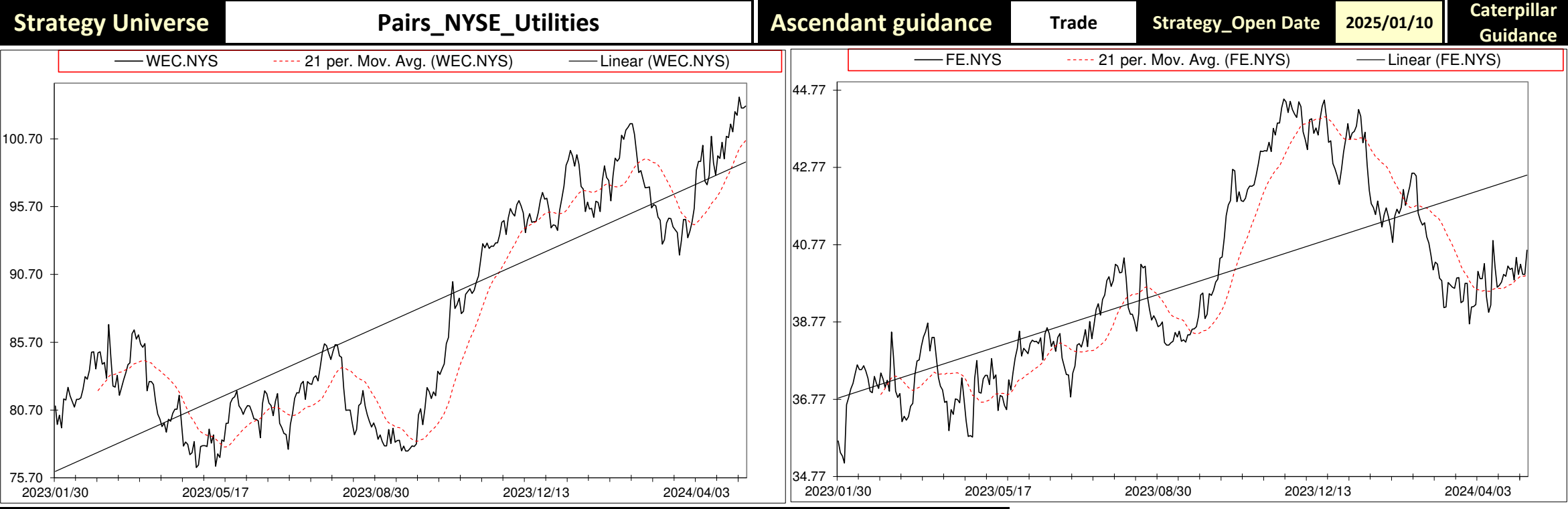
Follow the " 3day to 5day waiting period " before entering the trade : understand the Graph, Trend and Variables

Plan your enrty levels. Focus on the process not the outcome. Expect further short-term deviation from the trade signal. "Patience"

Date	Price or Relative Price	Short_Term_ Radar	Medium_ Term_Radar	Caterpillar_ %	Wise_ Owl(Rnk)	324_Factor	Factor_324	Defcon _Index	Defcon _Index_Trade	Margin of Safety	75_Day_Mom	Trade_Rating (Guidance)	Trendsum
2024/12/18	2.375	No Trade	No Trade	20.13%	0	Absolutely No	0	97	Research Defon Sell	3.25%	11.53%	C	-2
2024/12/19	2.382	No Trade	No Trade	21.85%	0	Absolutely No	0	98	Research Defon Sell	3.53%	12.37%	C	-5
2024/12/20	2.375	No Trade	No Trade	19.94%	0	Absolutely No	0	97	Research Defon Sell	3.22%	11.36%	C	-6
2024/12/23	2.387	No Trade	No Trade	22.75%	0	Absolutely No	0	98	Research Defon Sell	3.68%	10.60%	C	-6
2024/12/27	2.390	No Trade	No Trade	22.98%	0	Absolutely No	0	98	Research Defon Sell	3.71%	10.84%	C	-6
2024/12/30	2.377	No Trade	No Trade	18.91%	0	Absolutely No	0	98	Research Defon Sell	3.05%	10.21%	C	-3
2025/01/02	2.355	No Trade	No Trade	13.25%	0	Absolutely No	0	97	Research Defon Sell	2.04%	9.26%	C	-3
2025/01/03	2.349	No Trade	No Trade	12.02%	0	Absolutely No	0	96	Research Defon Sell	1.78%	8.36%	C	-3
2025/01/06	2.346	No Trade	No Trade	10.48%	0	Absolutely No	0	96	Research Defon Sell	1.55%	7.05%	C	-5
2025/01/07	2.371	No Trade	No Trade	17.60%	0	Absolutely No	0	97	Research Defon Sell	2.60%	8.25%	C	-8
2025/01/08	2.382	No Trade	No Trade	20.89%	0	Absolutely No	0	98	Research Defon Sell	3.08%	9.82%	C	-11
2025/01/09	2.382	No Trade	No Trade	20.73%	0	Absolutely No	0	98	Research Defon Sell	3.06%	10.67%	C	-14
2025/01/10	2.412	No Trade	No Trade	29.35%	0	Absolutely No	0	99	Research Defon Sell	4.33%	11.60%	C	-14
2025/01/13	2.398	No Trade	No Trade	24.98%	0	Absolutely No	0	98	Research Defon Sell	3.62%	10.70%	C	-11
2025/01/14	2.415	No Trade	No Trade	29.88%	0	Absolutely No	0	99	Research Defon Sell	4.33%	11.77%	C	-8
2025/01/15	2.437	No Trade	No Trade	37.00%	0	Absolutely No	0	99	Research Defon Sell	5.26%	12.32%	C	-3
2025/01/16	2.455	No Trade	No Trade	42.32%	0	Absolutely No	0	100	Research Defon Sell	6.02%	13.52%	C	3
2025/01/17	2.483	No Trade	No Trade	51.57%	0	Absolutely No	0	100	Research Defon Sell	7.19%	14.48%	C	9
2025/01/20	2.483	No Trade	No Trade	51.49%	0	Absolutely No	0	100	Research Defon Sell	7.11%	14.21%	C	14
2025/01/21	2.488	No Trade	No Trade	54.98%	0	Absolutely No	0	100	Research Defon Sell	7.34%	13.87%	C	17
2025/01/22	2.475	No Trade	No Trade	55.11%	0	Absolutely No	0	99	Research Defon Sell	6.75%	11.60%	C	18
2025/01/23	2.494	No Trade	No Trade	61.40%	50	Research	85	100	Research Defon Sell	7.52%	13.51%	C	18
2025/01/24	2.500	No Trade	No Trade	63.23%	50	Research	85	100	Research Defon Sell	7.75%	13.83%	C	18
2025/01/27	2.468	No Trade	No Trade	51.40%	50	Research	85	99	Research Defon Sell	6.30%	11.76%	C	20
2025/01/28	2.461	Sell_Panda_ST	No Trade	48.94%	0	Absolutely No	0	98	Research Defon Sell	6.00%	11.05%	C	21
2025/01/29	2.471	Sell_Panda_ST	No Trade	52.19%	50	Research	85	99	Research Defon Sell	6.40%	11.34%	C	20
2025/01/30	2.504	No Trade	No Trade	63.46%	50	Research	85	100	Research Defon Sell	7.78%	12.03%	C	21
2025/01/31	2.494	No Trade	No Trade	59.81%	50	Research	85	100	Research Defon Sell	7.33%	11.80%	C	22
2025/02/03	2.511	No Trade	No Trade	65.26%	50	Research	85	100	Research Defon Sell	8.00%	12.36%	C	21
2025/02/04	2.484	No Trade	No Trade	55.35%	50	Research	85	99	Research Defon Sell	6.78%	10.41%	C	22
2025/02/05	2.508	No Trade	No Trade	63.86%	50	Research	85	100	Research Defon Sell	7.83%	10.04%	C	21
2025/02/06	2.512	No Trade	No Trade	64.76%	50	Research	85	100	Research Defon Sell	7.94%	9.82%	C	22
2025/02/07	2.535	No Trade	No Trade	79.93%	50	Research	85	100	Research Defon Sell	8.90%	11.40%	C	24
2025/02/10	2.539	No Trade	No Trade	84.19%	50	Research	85	100	Research Defon Sell	9.03%	12.80%	C	28
2025/02/11	2.540	No Trade	No Trade	84.02%	50	Research	85	100	Research Defon Sell	9.01%	12.96%	C	32
2025/02/12	2.561	No Trade	No Trade	92.26%	60	Research	85	100	Research Defon Sell	9.89%	14.26%	C	35
2025/02/13	2.578	No Trade	No Trade	98.82%	60	Research	85	100	Research Defon Sell	10.60%	15.14%	A	37
2025/02/14	2.574	No Trade	No Trade	97.18%	60	Research	85	100	Research Defon Sell	10.42%	15.92%	A	38
2025/02/17	2.574	No Trade	No Trade	97.61%	60	Research	85	100	Research Defon Sell	10.34%	15.66%	A	37
2025/02/18	2.538	No Trade	No Trade	82.62%	50	Research	85	98	Research Defon Sell	8.76%	11.44%	C	37



Date	9 day	9 vs 21 day	33 day
2024/12/30	Sell_9day	Sell 9 vs 21	Sell 33_Day
2025/01/02	Sell_9day	Sell 9 vs 21	Sell 33_Day
2025/01/03	Sell_9day	Sell 9 vs 21	Sell 33_Day
2025/01/06	Sell_9day	Sell 9 vs 21	Sell 33_Day
2025/01/07	Buy_9day	Sell 9 vs 21	Sell 33_Day
2025/01/08	Buy_9day	Sell 9 vs 21	Buy 33_Day
2025/01/09	Buy_9day	Sell 9 vs 21	Buy 33_Day
2025/01/10	Buy_9day	Sell 9 vs 21	Buy 33_Day
2025/01/13	Buy_9day	Sell 9 vs 21	Buy 33_Day
2025/01/14	Buy_9day	Sell 9 vs 21	Buy 33_Day
2025/01/15	Buy_9day	Buy 9 vs 21	Buy 33_Day
2025/01/16	Buy_9day	Buy 9 vs 21	Buy 33_Day
2025/01/17	Buy_9day	Buy 9 vs 21	Buy 33_Day
2025/01/20	Buy_9day	Buy 9 vs 21	Buy 33_Day
2025/01/21	Buy_9day	Buy 9 vs 21	Buy 33_Day
2025/01/22	Buy_9day	Buy 9 vs 21	Buy 33_Day
2025/01/23	Buy_9day	Buy 9 vs 21	Buy 33_Day
2025/01/24	Buy_9day	Buy 9 vs 21	Buy 33_Day
2025/01/27	Sell_9day	Buy 9 vs 21	Buy 33_Day
2025/01/28	Sell_9day	Buy 9 vs 21	Buy 33_Day
2025/01/29	Sell_9day	Buy 9 vs 21	Buy 33_Day
2025/01/30	Buy_9day	Buy 9 vs 21	Buy 33_Day
2025/01/31	Buy_9day	Buy 9 vs 21	Buy 33_Day
2025/02/03	Buy_9day	Buy 9 vs 21	Buy 33_Day
2025/02/04	Sell_9day	Buy 9 vs 21	Buy 33_Day
2025/02/05	Buy_9day	Buy 9 vs 21	Buy 33_Day
2025/02/06	Buy_9day	Buy 9 vs 21	Buy 33_Day
2025/02/07	Buy_9day	Buy 9 vs 21	Buy 33_Day
2025/02/10	Buy_9day	Buy 9 vs 21	Buy 33_Day
2025/02/11	Buy_9day	Buy 9 vs 21	Buy 33_Day
2025/02/12	Buy_9day	Buy 9 vs 21	Buy 33_Day
2025/02/13	Buy_9day	Buy 9 vs 21	Buy 33_Day
2025/02/14	Buy_9day	Buy 9 vs 21	Buy 33_Day
2025/02/17	Buy_9day	Buy 9 vs 21	Buy 33_Day
2025/02/18	Sell_9day	Buy 9 vs 21	Buy 33_Day



Trade	
(+) : Mom Days	117
(-) : Mom Days	0
Guided : Factor	66 day
324_Buy Guidance	0.0%
324_Sell Guidance	98.4%
Mom_75 (days)	11.4%
9 vs 21 day	1.40%
Price vs 9 day	-0.48%

S  
e  
l  
l

XAR.ARC

SPDR S&P Aerospace & Defense ETF

Aerospace & Defense

ETF\_NYSE\_Price

NYSE

Market Cap : (B)

2 679

Follow the " 3day to 5day waiting period " before entering the trade : understand the Graph, Trend and Variables

XLV.ARC

SPDR Select Sector Fund - Health Care

Health Care

ETF\_NYSE\_Price

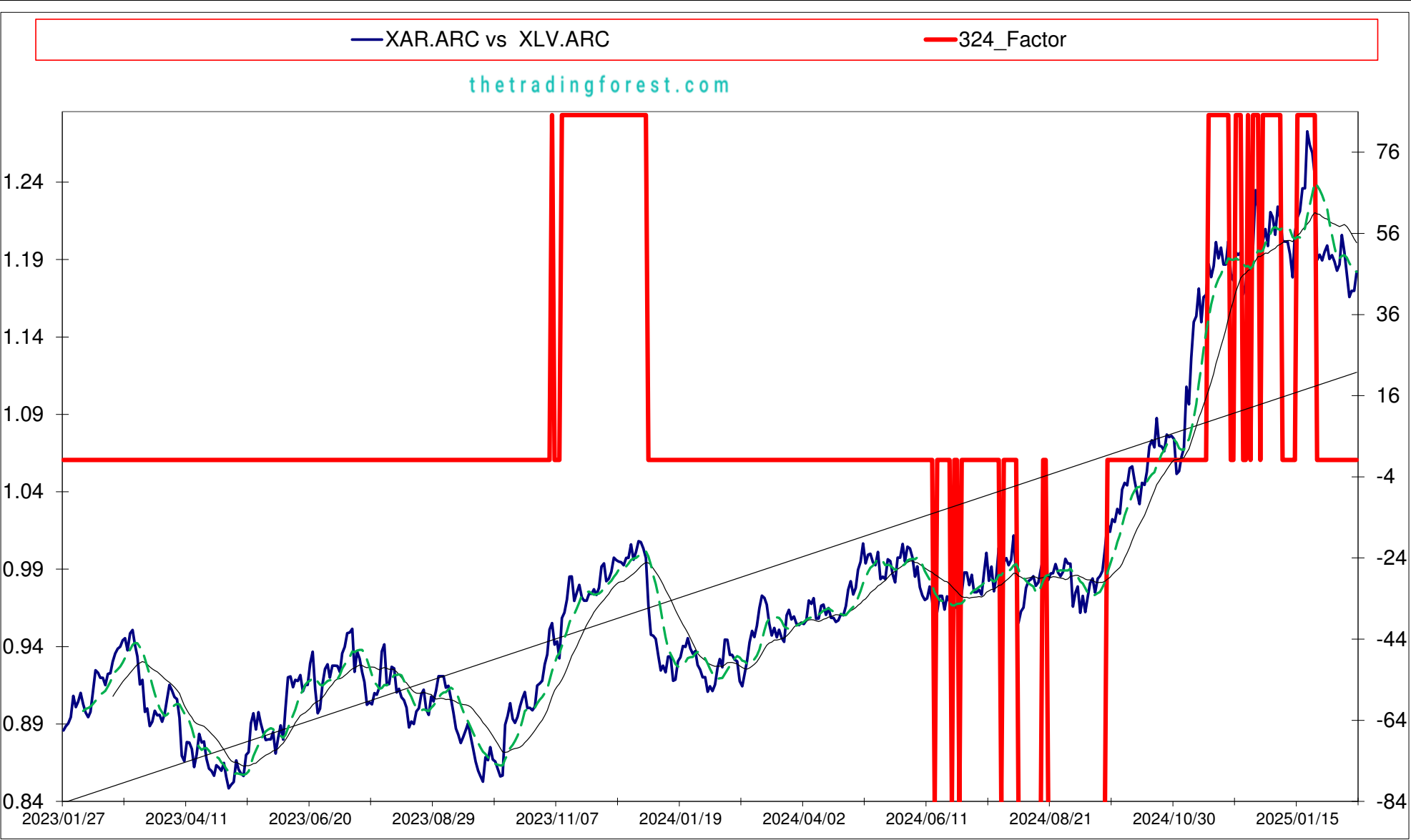
NYSE

Market Cap : (B)

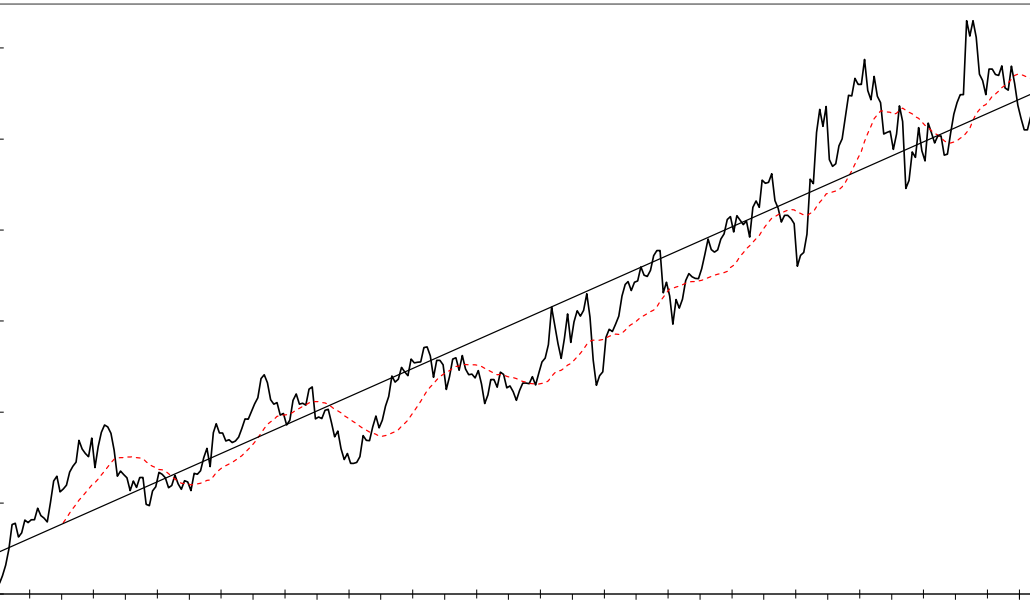

39 091

Plan your enrty levels. Focus on the process not the outcome. Expect further short-term deviation from the trade signal. "Patience"

-2.289														49.368														-21.570															
Date	Price or Relative Price	Short_Term_ Radar	Medium_ Term_Radar	Caterpillar_ %	Wise_ Owl(Rnk)	324_Factor	Factor_324	Defcon _Index	Defcon _Index_Trade	Margin of Safety	75_Day_Mom	Trade_Rating (Guidance)	Trendsum																														
2024/12/18	1.182	No Trade	No Trade	54.55%	0	Absolutely No	0	96	Research Defon Sell	5.49%	21.33%	C	10																														
2024/12/19	1.198	No Trade	No Trade	67.59%	50	Research	85	97	Research Defon Sell	6.81%	25.07%	B	9																														
2024/12/20	1.205	No Trade	No Trade	73.98%	50	Research	85	98	Research Defon Sell	7.45%	24.48%	B	6																														
2024/12/23	1.194	No Trade	No Trade	62.64%	50	Research	85	97	Research Defon Sell	6.31%	24.70%	B	5																														
2024/12/27	1.216	No Trade	No Trade	79.78%	50	Research	85	99	Research Defon Sell	8.04%	25.77%	B	6																														
2024/12/30	1.213	No Trade	No Trade	75.32%	50	Research	85	99	Research Defon Sell	7.59%	24.21%	B	5																														
2025/01/02	1.202	No Trade	No Trade	63.67%	50	Research	85	98	Research Defon Sell	6.41%	22.66%	B	4																														
2025/01/03	1.220	No Trade	No Trade	79.05%	50	Research	85	99	Research Defon Sell	7.96%	25.69%	A	6																														
2025/01/06	1.212	No Trade	No Trade	70.40%	50	Research	85	98	Research Defon Sell	7.09%	23.71%	B	7																														
2025/01/07	1.198	No Trade	No Trade	57.39%	0	Absolutely No	0	97	Research Defon Sell	5.78%	22.06%	C	8																														
2025/01/08	1.197	No Trade	No Trade	56.47%	0	Absolutely No	0	97	Research Defon Sell	5.69%	21.60%	C	10																														
2025/01/09	1.197	No Trade	No Trade	55.94%	0	Absolutely No	0	97	Research Defon Sell	5.63%	19.86%	C	11																														
2025/01/10	1.189	No Trade	No Trade	48.05%	0	Absolutely No	0	97	Research Defon Sell	4.84%	17.07%	C	7																														
2025/01/13	1.174	No Trade	No Trade	33.71%	0	Absolutely No	0	95	Research Defon Sell	3.40%	16.27%	C	1																														
2025/01/14	1.203	No Trade	No Trade	58.44%	0	Absolutely No	0	98	Research Defon Sell	5.89%	18.18%	C	-2																														
2025/01/15	1.213	No Trade	No Trade	66.51%	50	Research	85	99	Research Defon Sell	6.70%	19.37%	B	-5																														
2025/01/16	1.217	No Trade	No Trade	69.50%	50	Research	85	99	Research Defon Sell	7.00%	18.77%	B	-5																														
2025/01/17	1.232	No Trade	No Trade	81.76%	50	Research	85	100	Research Defon Sell	8.24%	20.56%	A	-3																														
2025/01/20	1.232	No Trade	No Trade	80.14%	50	Research	85	100	Research Defon Sell	8.07%	18.75%	A	2																														
2025/01/21	1.268	No Trade	No Trade	100.00%	50	Research	85	100	Research Defon Sell	11.25%	21.80%	A	7																														
2025/01/22	1.260	No Trade	No Trade	92.58%	50	Research	85	99	Research Defon Sell	10.41%	21.13%	A	12																														
2025/01/23	1.255	No Trade	No Trade	88.23%	50	Research	85	99	Research Defon Sell	9.93%	19.39%	B	16																														
2025/01/24	1.240	No Trade	No Trade	76.31%	50	Research	85	98	Research Defon Sell	8.58%	17.85%	B	18																														
2025/01/27	1.185	Sell_Panda_ST	Sell_Panda_ST	32.41%	0	Absolutely No	0	0	Absolutely no Trade	3.65%	13.63%	C	13																														
2025/01/28	1.189	No Trade	No Trade	34.61%	0	Absolutely No	0	0	Absolutely no Trade	3.89%	14.84%	C	8																														
2025/01/29	1.185	No Trade	No Trade	31.33%	0	Absolutely No	0	0	Absolutely no Trade	3.52%	15.32%	C	2																														
2025/01/30	1.191	No Trade	No Trade	35.18%	0	Absolutely No	0	0	Absolutely no Trade	3.96%	14.34%	C	-3																														
2025/01/31	1.195	No Trade	No Trade	37.78%	0	Absolutely No	0	0	Absolutely no Trade	4.25%	14.85%	C	-5																														
2025/02/03	1.186	No Trade	No Trade	29.71%	0	Absolutely No	0	0	Absolutely no Trade	3.34%	13.11%	C	-6																														
2025/02/04	1.188	No Trade	No Trade	31.12%	0	Absolutely No	0	0	Absolutely no Trade	3.50%	11.59%	C	-8																														
2025/02/05	1.184	No Trade	No Trade	27.50%	0	Absolutely No	0	0	Absolutely no Trade	3.09%	10.80%	C	-10																														
2025/02/06	1.178	No Trade	No Trade	22.45%	0	Absolutely No	0	0	Absolutely no Trade	2.53%	10.71%	C	-13																														
2025/02/07	1.182	No Trade	No Trade	25.12%	0	Absolutely No	0	0	Absolutely no Trade	2.83%	9.15%	C	-16																														
2025/02/10	1.202	No Trade	No Trade	38.44%	0	Absolutely No	0	0	Absolutely no Trade	4.32%	12.77%	C	-17																														
2025/02/11	1.191	No Trade	No Trade	29.66%	0	Absolutely No	0	0	Absolutely no Trade	3.34%	11.82%	C	-17																														
2025/02/12	1.176	No Trade	No Trade	17.88%	0	Absolutely No	0	0	Absolutely no Trade	2.01%	10.75%	C	-19																														
2025/02/13	1.161	No Trade	No Trade	6.22%	0	Absolutely No	0	0	Absolutely no Trade	0.70%	8.29%	C	-21																														
2025/02/14	1.166	No Trade	No Trade	8.89%	0	Absolutely No	0	0	Absolutely no Trade	1.00%	8.82%	C	-25																														
2025/02/17	1.166	No Trade	No Trade	7.56%	0	Absolutely No	0	0	Absolutely no Trade	0.85%	8.76%	C	-26																														
2025/02/18	1.178	No Trade	No Trade	16.56%	0	Absolutely No	0	0	Absolutely no Trade	1.86%	10.10%	C	-24																														



9 day	9 day	9 vs 21 day	33 day
2024/12/30	Buy_9day	Buy 9 vs 21	Buy 33_Day
2025/01/02	Sell_9day	Buy 9 vs 21	Buy 33_Day
2025/01/03	Buy_9day	Buy 9 vs 21	Buy 33_Day
2025/01/06	Buy_9day	Buy 9 vs 21	Buy 33_Day
2025/01/07	Sell_9day	Buy 9 vs 21	Buy 33_Day
2025/01/08	Sell_9day	Buy 9 vs 21	Buy 33_Day
2025/01/09	Sell_9day	Buy 9 vs 21	Buy 33_Day
2025/01/10	Sell_9day	Buy 9 vs 21	Sell 33_Day
2025/01/13	Sell_9day	Buy 9 vs 21	Sell 33_Day
2025/01/14	Buy_9day	Sell 9 vs 21	Buy 33_Day
2025/01/15	Buy_9day	Sell 9 vs 21	Buy 33_Day
2025/01/16	Buy_9day	Sell 9 vs 21	Buy 33_Day
2025/01/17	Buy_9day	Sell 9 vs 21	Buy 33_Day
2025/01/20	Buy_9day	Sell 9 vs 21	Buy 33_Day
2025/01/21	Buy_9day	Buy 9 vs 21	Buy 33_Day
2025/01/22	Buy_9day	Buy 9 vs 21	Buy 33_Day
2025/01/23	Buy_9day	Buy 9 vs 21	Buy 33_Day
2025/01/24	Buy_9day	Buy 9 vs 21	Buy 33_Day
2025/01/27	Sell_9day	Buy 9 vs 21	Sell 33_Day
2025/01/28	Sell_9day	Buy 9 vs 21	Sell 33_Day
2025/01/29	Sell_9day	Buy 9 vs 21	Sell 33_Day
2025/01/30	Sell_9day	Buy 9 vs 21	Sell 33_Day
2025/01/31	Sell_9day	Buy 9 vs 21	Sell 33_Day
2025/02/03	Sell_9day	Sell 9 vs 21	Sell 33_Day
2025/02/04	Sell_9day	Sell 9 vs 21	Sell 33_Day
2025/02/05	Sell_9day	Sell 9 vs 21	Sell 33_Day
2025/02/06	Sell_9day	Sell 9 vs 21	Sell 33_Day
2025/02/07	Sell_9day	Sell 9 vs 21	Sell 33_Day
2025/02/10	Buy_9day	Sell 9 vs 21	Sell 33_Day
2025/02/11	Buy_9day	Sell 9 vs 21	Sell 33_Day
2025/02/12	Sell_9day	Sell 9 vs 21	Sell 33_Day
2025/02/13	Sell_9day	Sell 9 vs 21	Sell 33_Day
2025/02/14	Sell_9day	Sell 9 vs 21	Sell 33_Day
2025/02/17	Sell_9day	Sell 9 vs 21	Sell 33_Day
2025/02/18	Buy_9day	Sell 9 vs 21	Sell 33_Day

Strategy Universe		NYSE_ETF_Pairs		Ascendant guidance		Trade	Strategy_Open Date	2025/01/10	Caterpillar Guidance	Trade	
<div><div><p>— XAR.ARC</p><p>----- 21 per. Mov. Avg. (XAR.ARC)</p><p>— Linear (XAR.ARC)</p></div><div><p>— XLV.ARC</p><p>----- 21 per. Mov. Avg. (XLV.ARC)</p><p>— Linear (XLV.ARC)</p></div></div>		(+): Mom Days		0							
		(-): Mom Days		0							
		Guided: Factor		9 vs 21 day							
		324_Buy Guidance		0.0%							
		324_Sell Guidance		92.9%							
		Mom_75 (days)		10.1%							
		9 vs 21 day		-1.57%							
		Price vs 9 day		0.01%							





24 084

**Plan your entry levels. Focus on the process not the outcome. Expect further short-term deviation from the trade signal. "Patience"**

-2.957													7.788	-2.634
Date	Price or Relative Price	Short_Term_ Radar	Medium_ Term_Radar	Caterpillar_ %	Wise_ Owl(Rnk)	324_Factor	Factor_324	Defcon _Index	Defcon _Index_Trade	Margin of Safety	75_Day_Mom	Trade_Rating (Guidance)	Trendsum	
2024/12/18	1.696	No Trade	No Trade	68.14%	60	Research	170	96	Research Defon Sell	9.76%	18.88%	A	4	
2024/12/19	1.702	No Trade	No Trade	70.57%	60	Research	170	97	Research Defon Sell	10.11%	19.55%	A	3	
2024/12/20	1.694	No Trade	No Trade	66.85%	60	Research	170	96	Research Defon Sell	9.58%	18.67%	A	3	
2024/12/23	1.705	No Trade	No Trade	71.44%	60	Research	170	97	Research Defon Sell	10.24%	18.20%	A	1	
2024/12/27	1.718	No Trade	No Trade	77.13%	75	Research	170	98	Research Defon Sell	11.05%	18.77%	AA	2	
2024/12/30	1.705	No Trade	No Trade	71.26%	60	Research	170	97	Research Defon Sell	10.21%	17.59%	A	4	
2025/01/02	1.675	No Trade	No Trade	57.61%	50	Research	85	95	Research Defon Sell	8.25%	16.70%	B	2	
2025/01/03	1.671	No Trade	No Trade	55.44%	30	Research	85	95	Research Defon Sell	7.94%	14.74%	C	0	
2025/01/06	1.659	No Trade	No Trade	49.92%	30	Research	85	94	Research Defon Sell	7.15%	12.36%	C	-3	
2025/01/07	1.670	No Trade	No Trade	54.83%	30	Research	85	95	Research Defon Sell	7.86%	12.83%	C	-7	
2025/01/08	1.669	No Trade	No Trade	54.56%	30	Research	85	95	Research Defon Sell	7.82%	12.65%	C	-10	
2025/01/09	1.669	No Trade	No Trade	54.49%	30	Research	85	95	Research Defon Sell	7.81%	14.54%	C	-11	
2025/01/10	1.637	No Trade	No Trade	39.68%	0	Absolutely No	0	93	Research Defon Sell	5.69%	12.66%	C	-13	
2025/01/13	1.625	No Trade	No Trade	34.09%	0	Absolutely No	0	0	Absolutely no Trade	4.88%	10.51%	C	-16	
2025/01/14	1.636	No Trade	No Trade	39.13%	0	Absolutely No	0	93	Research Defon Sell	5.61%	11.60%	C	-20	
2025/01/15	1.656	No Trade	No Trade	48.00%	50	Research	85	94	Research Defon Sell	6.88%	12.86%	C	-23	
2025/01/16	1.652	No Trade	No Trade	46.10%	50	Research	85	94	Research Defon Sell	6.61%	12.68%	C	-24	
2025/01/17	1.673	No Trade	No Trade	55.45%	50	Research	85	95	Research Defon Sell	7.95%	13.60%	C	-24	
2025/01/20	1.673	No Trade	No Trade	55.26%	30	Research	85	95	Research Defon Sell	7.92%	13.97%	C	-19	
2025/01/21	1.680	No Trade	No Trade	58.64%	50	Research	85	95	Research Defon Sell	8.40%	13.61%	C	-15	
2025/01/22	1.699	No Trade	No Trade	67.08%	50	Research	85	96	Research Defon Sell	9.61%	14.56%	C	-12	
2025/01/23	1.693	No Trade	No Trade	64.25%	50	Research	85	96	Research Defon Sell	9.21%	15.45%	B	-7	
2025/01/24	1.699	No Trade	No Trade	66.80%	50	Research	85	96	Research Defon Sell	9.57%	15.58%	B	-3	
2025/01/27	1.663	No Trade	No Trade	50.57%	30	Research	85	94	Research Defon Sell	7.25%	12.93%	C	1	
2025/01/28	1.653	No Trade	No Trade	45.89%	30	Research	85	94	Research Defon Sell	6.57%	12.39%	C	3	
2025/01/29	1.665	No Trade	No Trade	51.49%	30	Research	85	95	Research Defon Sell	7.38%	13.42%	C	0	
2025/01/30	1.683	No Trade	No Trade	59.43%	50	Research	85	96	Research Defon Sell	8.52%	15.38%	B	-3	
2025/01/31	1.688	No Trade	No Trade	61.69%	50	Research	85	96	Research Defon Sell	8.84%	15.66%	B	-5	
2025/02/03	1.694	No Trade	No Trade	63.89%	50	Research	85	96	Research Defon Sell	9.15%	16.16%	B	-6	
2025/02/04	1.685	No Trade	No Trade	59.93%	50	Research	85	96	Research Defon Sell	8.59%	15.57%	B	-6	
2025/02/05	1.689	No Trade	No Trade	61.83%	50	Research	85	96	Research Defon Sell	8.86%	16.17%	B	-7	
2025/02/06	1.673	No Trade	No Trade	54.17%	30	Research	85	95	Research Defon Sell	7.76%	13.98%	C	-5	
2025/02/07	1.658	No Trade	No Trade	47.72%	30	Research	85	94	Research Defon Sell	6.84%	14.25%	C	-5	
2025/02/10	1.678	No Trade	No Trade	56.30%	50	Research	85	95	Research Defon Sell	8.07%	15.51%	B	-7	
2025/02/11	1.661	No Trade	No Trade	48.87%	30	Research	85	94	Research Defon Sell	7.00%	14.36%	C	-9	
2025/02/12	1.685	No Trade	No Trade	59.38%	50	Research	85	96	Research Defon Sell	8.51%	14.10%	C	-9	
2025/02/13	1.699	No Trade	No Trade	65.59%	50	Research	85	96	Research Defon Sell	9.40%	14.41%	C	-9	
2025/02/14	1.715	No Trade	No Trade	72.84%	50	Research	85	97	Research Defon Sell	10.44%	16.19%	B	-7	
2025/02/17	1.715	No Trade	No Trade	72.65%	50	Research	85	97	Research Defon Sell	10.41%	15.98%	B	-5	
2025/02/18	1.687	No Trade	No Trade	59.86%	50	Research	85	96	Research Defon Sell	8.58%	12.83%	C	-2	



Date	9 day	9 vs 21 day	33 day
2024/12/30	Buy_9day	Sell 9 vs 21	Buy 33_Day
2025/01/02	Sell_9day	Sell 9 vs 21	Sell 33_Day
2025/01/03	Sell_9day	Sell 9 vs 21	Sell 33_Day
2025/01/06	Sell_9day	Sell 9 vs 21	Sell 33_Day
2025/01/07	Sell_9day	Sell 9 vs 21	Sell 33_Day
2025/01/08	Sell_9day	Sell 9 vs 21	Sell 33_Day
2025/01/09	Sell_9day	Sell 9 vs 21	Sell 33_Day
2025/01/10	Sell_9day	Sell 9 vs 21	Sell 33_Day
2025/01/13	Sell_9day	Sell 9 vs 21	Sell 33_Day
2025/01/14	Sell_9day	Sell 9 vs 21	Sell 33_Day
2025/01/15	Buy_9day	Sell 9 vs 21	Sell 33_Day
2025/01/16	Sell_9day	Sell 9 vs 21	Sell 33_Day
2025/01/17	Buy_9day	Sell 9 vs 21	Sell 33_Day
2025/01/20	Buy_9day	Sell 9 vs 21	Sell 33_Day
2025/01/21	Buy_9day	Sell 9 vs 21	Sell 33_Day
2025/01/22	Buy_9day	Sell 9 vs 21	Buy 33_Day
2025/01/23	Buy_9day	Sell 9 vs 21	Buy 33_Day
2025/01/24	Buy_9day	Sell 9 vs 21	Buy 33_Day
2025/01/27	Sell_9day	Buy 9 vs 21	Sell 33_Day
2025/01/28	Sell_9day	Buy 9 vs 21	Sell 33_Day
2025/01/29	Sell_9day	Buy 9 vs 21	Sell 33_Day
2025/01/30	Buy_9day	Buy 9 vs 21	Buy 33_Day
2025/01/31	Buy_9day	Buy 9 vs 21	Buy 33_Day
2025/02/03	Buy_9day	Buy 9 vs 21	Buy 33_Day
2025/02/04	Buy_9day	Buy 9 vs 21	Buy 33_Day
2025/02/05	Buy_9day	Buy 9 vs 21	Buy 33_Day
2025/02/06	Sell_9day	Buy 9 vs 21	Sell 33_Day
2025/02/07	Sell_9day	Buy 9 vs 21	Sell 33_Day
2025/02/10	Sell_9day	Buy 9 vs 21	Buy 33_Day
2025/02/11	Sell_9day	Buy 9 vs 21	Sell 33_Day
2025/02/12	Buy_9day	Buy 9 vs 21	Buy 33_Day
2025/02/13	Buy_9day	Buy 9 vs 21	Buy 33_Day
2025/02/14	Buy_9day	Buy 9 vs 21	Buy 33_Day
2025/02/17	Buy_9day	Buy 9 vs 21	Buy 33_Day
2025/02/18	Buy_9day	Buy 9 vs 21	Buy 33_Day

Strategy Universe		Pairs_NYSE_Utilities		Ascendant guidance		Trade	Strategy_Open Date	2025/01/10	Caterpillar Guidance	Trade	
<div><div><div>XEL.NAS</div><div>21 per. Mov. Avg. (XEL.NAS)</div><div>Linear (XEL.NAS)</div></div><div><div>FE.NYS</div><div>21 per. Mov. Avg. (FE.NYS)</div><div>Linear (FE.NYS)</div></div></div>											
										(+): Mom Days	119
										(-): Mom Days	0
										Guided: Factor	66 day
										324_Buy Guidance	0.0%
										324_Sell Guidance	93.8%
										Mom_75 (days)	12.8%
										9 vs 21 day	0.10%
										Price vs 9 day	0.07%

# Sei

# BK.NYS

# BNY Mellon

## Financial

## Capital Markets

## New York

**Market Cap : (B)**

58 268

**Follow the " 3day to 5day waiting period " before entering the trade : understand the Graph, Trend and Variables**

**FIS.NYS**

## Fidelity National Information Services

## Financial

## Financial Services

## New York

**Market Cap : (B)**

46 342

**Plan your entry levels. Focus on the process not the outcome. Expect further short-term deviation from the trade signal. "Patience"**

**-2,320**

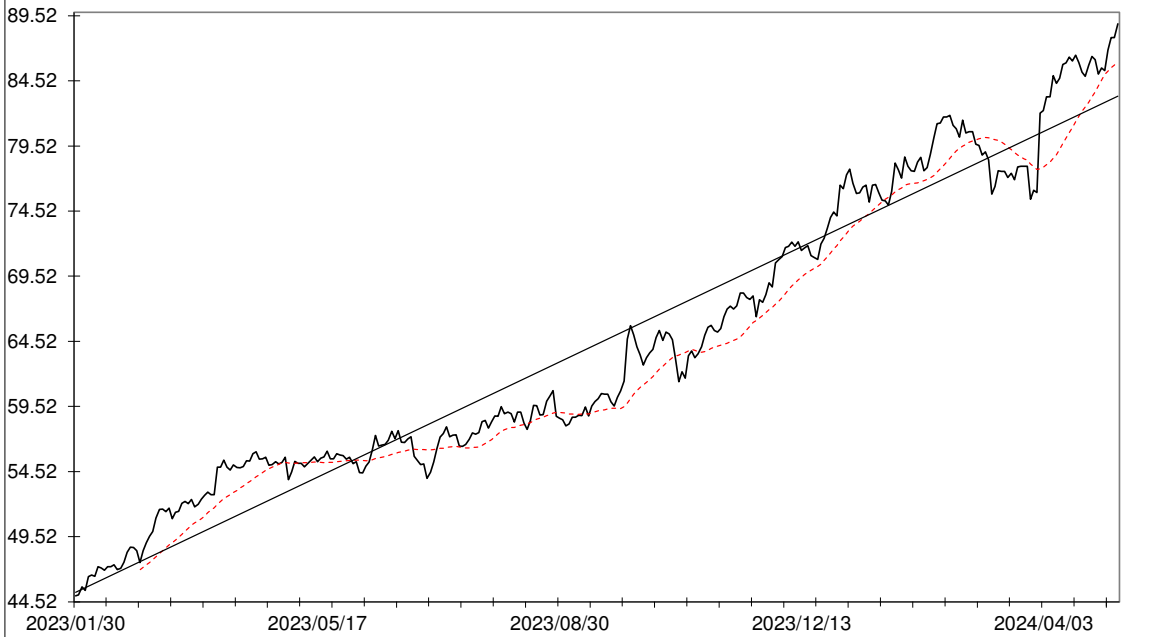

40,960

-17.653

Date	Price or	Short_Term_	Medium_	Caterpillar_	Wise_	324_Factor	Factor_324	Defcon	Defcon	Margin of	75_Day_Mom	Trade_Rating	Trendsum
	Relative Price	Radar	Term_Radar	%	Owl(Rnk)		_Index	_Index_Trade	Safety				
2024/12/18	0.944	No Trade	No Trade	11.72%	0	Absolutely No	0	98	Research Defon Sell	1.75%	14.46%	C	-3
2024/12/19	0.953	No Trade	No Trade	18.45%	0	Absolutely No	0	99	Research Defon Sell	2.76%	16.81%	C	-3
2024/12/20	0.953	No Trade	No Trade	17.75%	0	Absolutely No	0	99	Research Defon Sell	2.66%	15.93%	C	0
2024/12/23	0.953	No Trade	No Trade	17.01%	0	Absolutely No	0	99	Research Defon Sell	2.55%	17.75%	C	2
2024/12/27	0.951	No Trade	No Trade	14.26%	0	Absolutely No	0	99	Research Defon Sell	2.13%	16.60%	C	5
2024/12/30	0.957	No Trade	No Trade	17.91%	0	Absolutely No	0	99	Research Defon Sell	2.68%	16.80%	C	7
2025/01/02	0.967	No Trade	No Trade	24.07%	0	Absolutely No	0	100	Research Defon Sell	3.60%	18.38%	C	10
2025/01/03	0.959	No Trade	No Trade	18.05%	0	Absolutely No	0	99	Research Defon Sell	2.70%	15.56%	C	12
2025/01/06	0.986	No Trade	No Trade	36.78%	0	Absolutely No	0	100	Research Defon Sell	5.50%	18.39%	C	13
2025/01/07	0.985	No Trade	No Trade	35.80%	0	Absolutely No	0	100	Research Defon Sell	5.36%	17.05%	C	15
2025/01/08	0.982	No Trade	No Trade	33.75%	0	Absolutely No	0	100	Research Defon Sell	5.05%	15.62%	C	15
2025/01/09	0.982	No Trade	No Trade	33.48%	0	Absolutely No	0	100	Research Defon Sell	5.01%	14.98%	C	15
2025/01/10	0.978	No Trade	No Trade	29.97%	0	Absolutely No	0	99	Research Defon Sell	4.49%	14.39%	C	15
2025/01/13	0.968	No Trade	No Trade	22.11%	0	Absolutely No	0	98	Research Defon Sell	3.31%	13.25%	C	15
2025/01/14	0.969	Sell_Panda_ST	No Trade	22.76%	0	Absolutely No	0	98	Research Defon Sell	3.41%	10.54%	C	15
2025/01/15	1.051	No Trade	No Trade	80.94%	50	Research	85	100	Research Defon Sell	12.11%	21.95%	A	17
2025/01/16	1.045	No Trade	No Trade	76.18%	50	Research	85	99	Research Defon Sell	11.40%	21.16%	A	18
2025/01/17	1.057	No Trade	No Trade	84.63%	50	Research	85	100	Research Defon Sell	12.66%	23.22%	A	18
2025/01/20	1.057	No Trade	No Trade	83.75%	50	Research	85	100	Research Defon Sell	12.53%	24.40%	A	19
2025/01/21	1.076	No Trade	No Trade	97.00%	50	Research	85	100	Research Defon Sell	14.52%	26.61%	A	21
2025/01/22	1.074	No Trade	No Trade	95.07%	50	Research	85	100	Research Defon Sell	14.23%	26.95%	A	23
2025/01/23	1.069	No Trade	No Trade	90.95%	50	Research	85	99	Research Defon Sell	13.61%	25.64%	A	25
2025/01/24	1.083	No Trade	No Trade	100.00%	50	Research	85	100	Research Defon Sell	15.07%	26.01%	A	29
2025/01/27	1.059	No Trade	No Trade	82.40%	50	Research	85	98	Research Defon Sell	12.42%	24.29%	B	32
2025/01/28	1.074	No Trade	No Trade	92.92%	60	Research	85	99	Research Defon Sell	14.01%	25.37%	A	33
2025/01/29	1.067	Sell_Panda_ST	No Trade	87.38%	60	Research	85	99	Research Defon Sell	13.17%	23.95%	B	32
2025/01/30	1.054	Sell_Panda_ST	No Trade	77.87%	50	Research	85	97	Research Defon Sell	11.74%	23.29%	B	27
2025/01/31	1.055	Sell_Panda_ST	No Trade	78.21%	50	Research	85	97	Research Defon Sell	11.79%	21.02%	B	22
2025/02/03	1.040	Sell_Panda_ST	No Trade	67.30%	50	Research	85	96	Research Defon Sell	10.14%	21.54%	B	17
2025/02/04	1.041	Sell_Panda_ST	No Trade	67.31%	50	Research	85	96	Research Defon Sell	10.15%	20.90%	B	12
2025/02/05	1.043	No Trade	No Trade	68.23%	50	Research	85	96	Research Defon Sell	10.29%	20.57%	B	7
2025/02/06	1.043	No Trade	No Trade	68.07%	50	Research	85	96	Research Defon Sell	10.26%	23.69%	B	3
2025/02/07	1.033	No Trade	No Trade	60.77%	50	Research	85	95	Research Defon Sell	9.16%	23.39%	B	0
2025/02/10	1.029	No Trade	No Trade	57.10%	50	Research	85	95	Research Defon Sell	8.61%	21.30%	B	-4
2025/02/11	1.169	No Trade	No Trade	100.00%	75	Research	170	100	Research Defon Sell	23.34%	37.57%	AA	-5
2025/02/12	1.176	No Trade	No Trade	100.00%	75	Research	170	100	Research Defon Sell	24.02%	38.80%	AA	-6
2025/02/13	1.232	No Trade	No Trade	100.00%	75	Research	170	100	Research Defon Sell	29.91%	46.97%	AA	-6
2025/02/14	1.273	No Trade	No Trade	100.00%	75	Research	170	100	Research Defon Sell	34.24%	51.24%	AA	-5
2025/02/17	1.273	No Trade	No Trade	99.55%	75	Research	170	100	Research Defon Sell	34.09%	49.71%	AA	-2
2025/02/18	1.276	No Trade	No Trade	100.00%	75	Research	170	100	Research Defon Sell	34.31%	52.46%	AA	1



Date	9 day	9 vs 21 day	33 day
2024/12/30	Buy_9day	Sell 9 vs 21	Buy 33_Day
2025/01/02	Buy_9day	Buy 9 vs 21	Buy 33_Day
2025/01/03	Buy_9day	Buy 9 vs 21	Buy 33_Day
2025/01/06	Buy_9day	Buy 9 vs 21	Buy 33_Day
2025/01/07	Buy_9day	Buy 9 vs 21	Buy 33_Day
2025/01/08	Buy_9day	Buy 9 vs 21	Buy 33_Day
2025/01/09	Buy_9day	Buy 9 vs 21	Buy 33_Day
2025/01/10	Buy_9day	Buy 9 vs 21	Buy 33_Day
2025/01/13	Sell_9day	Buy 9 vs 21	Buy 33_Day
2025/01/14	Sell_9day	Buy 9 vs 21	Buy 33_Day
2025/01/15	Buy_9day	Buy 9 vs 21	Buy 33_Day
2025/01/16	Buy_9day	Buy 9 vs 21	Buy 33_Day
2025/01/17	Buy_9day	Buy 9 vs 21	Buy 33_Day
2025/01/20	Buy_9day	Buy 9 vs 21	Buy 33_Day
2025/01/21	Buy_9day	Buy 9 vs 21	Buy 33_Day
2025/01/22	Buy_9day	Buy 9 vs 21	Buy 33_Day
2025/01/23	Buy_9day	Buy 9 vs 21	Buy 33_Day
2025/01/24	Buy_9day	Buy 9 vs 21	Buy 33_Day
2025/01/27	Sell_9day	Buy 9 vs 21	Buy 33_Day
2025/01/28	Buy_9day	Buy 9 vs 21	Buy 33_Day
2025/01/29	Sell_9day	Buy 9 vs 21	Buy 33_Day
2025/01/30	Sell_9day	Buy 9 vs 21	Buy 33_Day
2025/01/31	Sell_9day	Buy 9 vs 21	Buy 33_Day
2025/02/03	Sell_9day	Buy 9 vs 21	Buy 33_Day
2025/02/04	Sell_9day	Buy 9 vs 21	Buy 33_Day
2025/02/05	Sell_9day	Buy 9 vs 21	Buy 33_Day
2025/02/06	Sell_9day	Buy 9 vs 21	Buy 33_Day
2025/02/07	Sell_9day	Buy 9 vs 21	Buy 33_Day
2025/02/10	Sell_9day	Sell 9 vs 21	Buy 33_Day
2025/02/11	Buy_9day	Sell 9 vs 21	Buy 33_Day
2025/02/12	Buy_9day	Buy 9 vs 21	Buy 33_Day
2025/02/13	Buy_9day	Buy 9 vs 21	Buy 33_Day
2025/02/14	Buy_9day	Buy 9 vs 21	Buy 33_Day
2025/02/17	Buy_9day	Buy 9 vs 21	Buy 33_Day
2025/02/18	Buy_9day	Buy 9 vs 21	Buy 33_Day

Strategy Universe		Pairs_NYSE_Capital Markets		Ascendant guidance		Trade	Strategy_Open Date	2025/01/10	Caterpillar Guidance	Trade	
<div><div><p>— BK.NYS</p><p>- - - 21 per. Mov. Avg. (BK.NYS)</p><p>— Linear (BK.NYS)</p></div></div> <div><div><p>— FIS.NYS</p><p>- - - 21 per. Mov. Avg. (FIS.NYS)</p><p>— Linear (FIS.NYS)</p></div></div>										(+): Mom Days	71
										(-): Mom Days	0
										Guided: Factor	66 day
										324_Buy Guidance	0.0%
										324_Sell Guidance	100.0%
										Mom_75 (days)	52.5%
										9 vs 21 day	5.46%
										Price vs 9 day	9.34%

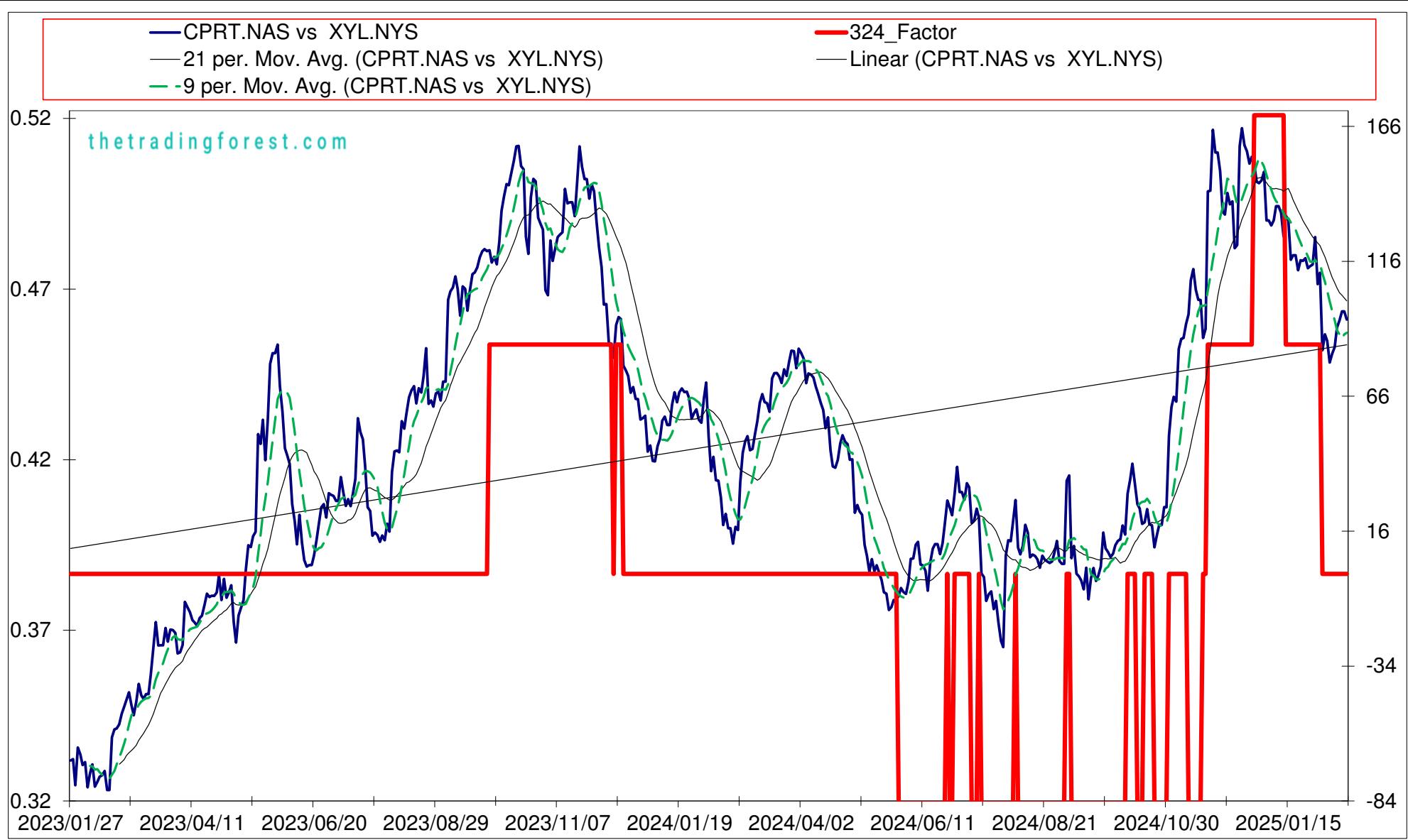


**Follow the " 3day to 5day waiting period " before entering the trade : understand the Graph, Trend and Variables**

**Plan your entry levels. Focus on the process not the outcome. Expect further short-term deviation from the trade signal. "Patience"**

-2,427

Date	Price or	Short_Term_	Medium_	Caterpillar_	Wise_	324_Factor	Factor_324	Defcon	Defcon	Margin of	75_Day_Mom	Trade_Rating	Trendsum
	Relative Price	Radar	Term_Radar	%	Owl(Rnk)		_Index	_Index_Trade	Safety			(Guidance)	
2024/12/18	0.504	No Trade	No Trade	77.34%	50	Research	85	98	Research Defon Sell	16.45%	30.43%	B	-1
2024/12/19	0.502	No Trade	No Trade	74.75%	60	Research	170	98	Research Defon Sell	15.90%	28.61%	AA	-4
2024/12/20	0.497	No Trade	No Trade	69.27%	60	Research	170	97	Research Defon Sell	14.73%	30.05%	A	-6
2024/12/23	0.497	No Trade	No Trade	68.74%	60	Research	170	97	Research Defon Sell	14.62%	30.22%	A	-9
2024/12/27	0.497	No Trade	No Trade	69.40%	75	Research	170	97	Research Defon Sell	14.76%	30.82%	AA	-13
2024/12/30	0.500	No Trade	No Trade	72.00%	75	Research	170	97	Research Defon Sell	15.31%	32.39%	AA	-15
2025/01/02	0.486	No Trade	No Trade	56.48%	50	Research	170	0	Absolutely no Trade	12.01%	26.51%	B	-16
2025/01/03	0.486	No Trade	No Trade	56.37%	50	Research	170	0	Absolutely no Trade	11.99%	29.63%	B	-18
2025/01/06	0.484	No Trade	No Trade	54.72%	50	Research	170	0	Absolutely no Trade	11.64%	27.12%	B	-19
2025/01/07	0.486	No Trade	No Trade	56.30%	50	Research	170	0	Absolutely no Trade	11.97%	26.54%	B	-20
2025/01/08	0.490	No Trade	No Trade	60.72%	75	Research	170	96	Research Defon Sell	12.91%	28.90%	AA	-22
2025/01/09	0.490	No Trade	No Trade	60.68%	75	Research	170	96	Research Defon Sell	12.90%	28.38%	AA	-23
2025/01/10	0.488	No Trade	No Trade	58.60%	75	Research	170	95	Research Defon Sell	12.46%	26.99%	AA	-25
2025/01/13	0.481	No Trade	No Trade	50.98%	50	Research	170	0	Absolutely no Trade	10.84%	22.02%	B	-28
2025/01/14	0.487	No Trade	No Trade	57.47%	30	Research	85	0	Absolutely no Trade	12.22%	25.03%	C	-31
2025/01/15	0.486	No Trade	No Trade	56.06%	30	Research	85	0	Absolutely no Trade	11.92%	25.05%	C	-33
2025/01/16	0.474	No Trade	No Trade	43.36%	30	Research	85	0	Absolutely no Trade	9.22%	22.51%	C	-34
2025/01/17	0.476	No Trade	No Trade	44.80%	30	Research	85	0	Absolutely no Trade	9.53%	22.54%	C	-35
2025/01/20	0.476	No Trade	No Trade	44.68%	30	Research	85	0	Absolutely no Trade	9.50%	21.77%	C	-35
2025/01/21	0.471	No Trade	No Trade	39.89%	30	Research	85	0	Absolutely no Trade	8.48%	20.25%	C	-36
2025/01/22	0.474	No Trade	No Trade	42.99%	30	Research	85	0	Absolutely no Trade	9.14%	20.85%	C	-39
2025/01/23	0.474	No Trade	No Trade	42.75%	30	Research	85	0	Absolutely no Trade	9.09%	19.55%	C	-41
2025/01/24	0.475	No Trade	No Trade	43.56%	30	Research	85	0	Absolutely no Trade	9.26%	20.57%	C	-41
2025/01/27	0.472	No Trade	No Trade	40.95%	30	Research	85	0	Absolutely no Trade	8.56%	16.27%	C	-41
2025/01/28	0.472	No Trade	No Trade	41.60%	30	Research	85	0	Absolutely no Trade	8.70%	15.28%	C	-41
2025/01/29	0.473	No Trade	No Trade	42.04%	30	Research	85	0	Absolutely no Trade	8.79%	14.08%	C	-40
2025/01/30	0.481	No Trade	No Trade	50.89%	30	Research	85	0	Absolutely no Trade	10.64%	17.68%	C	-35
2025/01/31	0.467	No Trade	No Trade	35.66%	30	Research	85	0	Absolutely no Trade	7.46%	16.01%	C	-33
2025/02/03	0.470	No Trade	No Trade	39.21%	30	Research	85	0	Absolutely no Trade	8.20%	17.21%	C	-31
2025/02/04	0.448	No Trade	No Trade	14.23%	0	Absolutely No	0	0	Absolutely no Trade	2.97%	12.83%	C	-29
2025/02/05	0.452	No Trade	No Trade	19.32%	0	Absolutely No	0	0	Absolutely no Trade	4.04%	13.88%	C	-29
2025/02/06	0.450	No Trade	No Trade	17.12%	0	Absolutely No	0	0	Absolutely no Trade	3.58%	12.28%	C	-30
2025/02/07	0.444	No Trade	No Trade	10.10%	0	Absolutely No	0	0	Absolutely no Trade	2.11%	11.96%	C	-32
2025/02/10	0.447	No Trade	No Trade	12.87%	0	Absolutely No	0	0	Absolutely no Trade	2.69%	12.69%	C	-32
2025/02/11	0.449	No Trade	No Trade	14.93%	0	Absolutely No	0	0	Absolutely no Trade	3.12%	15.04%	C	-32
2025/02/12	0.454	No Trade	No Trade	21.20%	0	Absolutely No	0	0	Absolutely no Trade	4.43%	15.52%	C	-32
2025/02/13	0.456	No Trade	No Trade	23.46%	0	Absolutely No	0	0	Absolutely no Trade	4.90%	15.11%	C	-31
2025/02/14	0.459	No Trade	No Trade	26.31%	0	Absolutely No	0	0	Absolutely no Trade	5.50%	15.79%	C	-25
2025/02/17	0.459	No Trade	No Trade	26.19%	0	Absolutely No	0	0	Absolutely no Trade	5.48%	14.27%	C	-19
2025/02/18	0.457	No Trade	No Trade	23.55%	0	Absolutely No	0	0	Absolutely no Trade	4.92%	13.70%	C	-15



Date	9 day	9 vs 21 day	33 day
2024/12/30	Sell_9day	Buy 9 vs 21	Buy 33_Day
2025/01/02	Sell_9day	Buy 9 vs 21	Sell 33_Day
2025/01/03	Sell_9day	Buy 9 vs 21	Sell 33_Day
2025/01/06	Sell_9day	Sell 9 vs 21	Sell 33_Day
2025/01/07	Sell_9day	Sell 9 vs 21	Sell 33_Day
2025/01/08	Sell_9day	Sell 9 vs 21	Sell 33_Day
2025/01/09	Sell_9day	Sell 9 vs 21	Sell 33_Day
2025/01/10	Sell_9day	Sell 9 vs 21	Sell 33_Day
2025/01/13	Sell_9day	Sell 9 vs 21	Sell 33_Day
2025/01/14	Buy_9day	Sell 9 vs 21	Sell 33_Day
2025/01/15	Sell_9day	Sell 9 vs 21	Sell 33_Day
2025/01/16	Sell_9day	Sell 9 vs 21	Sell 33_Day
2025/01/17	Sell_9day	Sell 9 vs 21	Sell 33_Day
2025/01/20	Sell_9day	Sell 9 vs 21	Sell 33_Day
2025/01/21	Sell_9day	Sell 9 vs 21	Sell 33_Day
2025/01/22	Sell_9day	Sell 9 vs 21	Sell 33_Day
2025/01/23	Sell_9day	Sell 9 vs 21	Sell 33_Day
2025/01/24	Sell_9day	Sell 9 vs 21	Sell 33_Day
2025/01/27	Sell_9day	Sell 9 vs 21	Sell 33_Day
2025/01/28	Sell_9day	Sell 9 vs 21	Sell 33_Day
2025/01/29	Sell_9day	Sell 9 vs 21	Sell 33_Day
2025/01/30	Buy_9day	Sell 9 vs 21	Sell 33_Day
2025/01/31	Sell_9day	Sell 9 vs 21	Sell 33_Day
2025/02/03	Sell_9day	Sell 9 vs 21	Sell 33_Day
2025/02/04	Sell_9day	Sell 9 vs 21	Sell 33_Day
2025/02/05	Sell_9day	Sell 9 vs 21	Sell 33_Day
2025/02/06	Sell_9day	Sell 9 vs 21	Sell 33_Day
2025/02/07	Sell_9day	Sell 9 vs 21	Sell 33_Day
2025/02/10	Sell_9day	Sell 9 vs 21	Sell 33_Day
2025/02/11	Sell_9day	Sell 9 vs 21	Sell 33_Day
2025/02/12	Buy_9day	Sell 9 vs 21	Sell 33_Day
2025/02/13	Buy_9day	Sell 9 vs 21	Sell 33_Day
2025/02/14	Buy_9day	Sell 9 vs 21	Sell 33_Day
2025/02/17	Buy_9day	Sell 9 vs 21	Sell 33_Day
2025/02/18	Buy_9day	Sell 9 vs 21	Sell 33_Day

Strategy Universe

Pairs\_NYSE\_Industrial

Ascendant guidance

Trade

Strategy\_Open Date

2025/01/10

Caterpillar Guidance

Trade

CPRT.NAS

21 per. Mov. Avg. (CPRT.NAS)

Linear (CPRT.NAS)

XYL.NYS

21 per. Mov. Avg. (XYL.NYS)

Linear (XYL.NYS)

(+) : Mom Days

0

(-) : Mom Days

0

Guided : Factor

9 vs 21 day

324\_Buy Guidance

0.0%

324\_Sell Guidance

89.1%

Mom\_75 (days)

13.7%

9 vs 21 day

-2.01%

Price vs 9 day

0.85%

Date	Price or	Short_Term_	Medium_	Caterpillar_	Wise_	324_Factor	Factor_324	Defcon	Defcon	Margin of	75_Day_Mom	Trade_Rating	Trendsum
	Relative Price	Radar	Term_Radar	%	Owl(Rnk)			_Index	_Index_Trade	Safety		(Guidance)	
2024/12/18	8.380	No Trade	No Trade	66.59%	50	Research	85	96	Research Defon Sell	12.43%	40.66%	B	-2
2024/12/19	8.412	No Trade	No Trade	68.63%	50	Research	85	96	Research Defon Sell	12.82%	41.88%	B	0
2024/12/20	8.606	No Trade	No Trade	82.35%	50	Research	85	98	Research Defon Sell	15.38%	49.64%	B	0
2024/12/23	8.585	No Trade	No Trade	80.16%	50	Research	85	98	Research Defon Sell	14.97%	52.24%	B	2
2024/12/27	8.478	No Trade	No Trade	71.57%	50	Research	85	97	Research Defon Sell	13.37%	48.79%	B	5
2024/12/30	8.478	No Trade	No Trade	70.90%	50	Research	85	97	Research Defon Sell	13.24%	46.76%	B	7
2025/01/02	8.223	No Trade	No Trade	52.01%	0	Research	85	0	Absolutely no Trade	9.71%	43.52%	C	3
2025/01/03	8.269	No Trade	No Trade	55.04%	0	Research	85	0	Absolutely no Trade	10.28%	44.83%	C	-1
2025/01/06	8.345	No Trade	No Trade	59.80%	50	Research	85	95	Research Defon Sell	11.17%	44.14%	B	-5
2025/01/07	8.349	No Trade	No Trade	59.86%	50	Research	85	96	Research Defon Sell	11.18%	45.13%	B	-7
2025/01/08	8.395	No Trade	No Trade	62.95%	50	Research	85	96	Research Defon Sell	11.75%	38.68%	B	-8
2025/01/09	8.395	No Trade	No Trade	62.72%	50	Research	85	96	Research Defon Sell	11.71%	39.49%	B	-5
2025/01/10	8.407	No Trade	No Trade	63.33%	50	Research	85	96	Research Defon Sell	11.83%	40.82%	B	-3
2025/01/13	8.370	No Trade	No Trade	60.07%	50	Research	85	96	Research Defon Sell	11.22%	38.22%	B	-1
2025/01/14	8.452	No Trade	No Trade	65.67%	50	Research	85	97	Research Defon Sell	12.26%	37.38%	B	1
2025/01/15	8.412	No Trade	No Trade	62.59%	50	Research	85	96	Research Defon Sell	11.69%	36.11%	B	3
2025/01/16	8.346	No Trade	No Trade	57.73%	50	Research	85	96	Research Defon Sell	10.78%	35.44%	B	3
2025/01/17	8.369	No Trade	No Trade	59.13%	50	Research	85	96	Research Defon Sell	11.04%	37.32%	B	2
2025/01/20	8.369	No Trade	No Trade	58.48%	50	Research	85	96	Research Defon Sell	10.92%	39.69%	B	-2
2025/01/21	8.376	No Trade	No Trade	58.75%	50	Research	85	96	Research Defon Sell	10.97%	35.02%	B	-5
2025/01/22	8.540	No Trade	No Trade	70.12%	50	Research	85	98	Research Defon Sell	13.09%	35.34%	B	-5
2025/01/23	8.542	No Trade	No Trade	70.04%	50	Research	85	98	Research Defon Sell	13.08%	31.14%	B	-2
2025/01/24	8.444	No Trade	No Trade	62.91%	50	Research	85	97	Research Defon Sell	11.75%	30.09%	B	1
2025/01/27	8.541	No Trade	No Trade	69.10%	50	Research	85	98	Research Defon Sell	12.90%	28.92%	B	4
2025/01/28	8.910	No Trade	No Trade	94.97%	50	Research	85	100	Research Defon Sell	17.73%	36.50%	A	6
2025/01/29	8.788	No Trade	No Trade	86.17%	50	Research	85	99	Research Defon Sell	16.09%	30.08%	B	10
2025/01/30	8.705	No Trade	No Trade	80.01%	50	Research	85	98	Research Defon Sell	14.94%	29.92%	B	12
2025/01/31	8.675	No Trade	No Trade	77.68%	50	Research	85	97	Research Defon Sell	14.51%	28.47%	B	15
2025/02/03	8.485	Sell_Panda_ST	Sell_Panda_ST	63.62%	50	Research	85	95	Research Defon Sell	11.88%	28.71%	B	14
2025/02/04	8.645	No Trade	No Trade	74.64%	50	Research	85	97	Research Defon Sell	13.94%	30.50%	B	11
2025/02/05	8.670	No Trade	No Trade	76.22%	50	Research	85	97	Research Defon Sell	14.23%	30.60%	B	8
2025/02/06	8.283	No Trade	No Trade	48.67%	0	Research	85	0	Absolutely no Trade	9.09%	24.38%	C	4
2025/02/07	8.170	No Trade	No Trade	40.53%	0	Research	85	0	Absolutely no Trade	7.57%	22.57%	C	2



Date	9 day	9 vs 21 day	33 day
2024/12/30	Sell_9day	Buy 9 vs 21	Buy 33_Day
2025/01/02	Sell_9day	Buy 9 vs 21	Buy 33_Day
2025/01/03	Sell_9day	Buy 9 vs 21	Buy 33_Day
2025/01/06	Sell_9day	Buy 9 vs 21	Buy 33_Day
2025/01/07	Sell_9day	Buy 9 vs 21	Buy 33_Day
2025/01/08	Sell_9day	Sell 9 vs 21	Buy 33_Day
2025/01/09	Buy_9day	Sell 9 vs 21	Buy 33_Day
2025/01/10	Buy_9day	Sell 9 vs 21	Buy 33_Day
2025/01/13	Buy_9day	Sell 9 vs 21	Buy 33_Day
2025/01/14	Buy_9day	Sell 9 vs 21	Buy 33_Day
2025/01/15	Buy_9day	Sell 9 vs 21	Buy 33_Day
2025/01/16	Sell_9day	Sell 9 vs 21	Buy 33_Day
2025/01/17	Sell_9day	Sell 9 vs 21	Buy 33_Day
2025/01/20	Sell_9day	Sell 9 vs 21	Buy 33_Day
2025/01/21	Sell_9day	Sell 9 vs 21	Buy 33_Day
2025/01/22	Buy_9day	Sell 9 vs 21	Buy 33_Day
2025/01/23	Buy_9day	Buy 9 vs 21	Buy 33_Day
2025/01/24	Buy_9day	Buy 9 vs 21	Buy 33_Day
2025/01/27	Buy_9day	Buy 9 vs 21	Buy 33_Day
2025/01/28	Buy_9day	Buy 9 vs 21	Buy 33_Day
2025/01/29	Buy_9day	Buy 9 vs 21	Buy 33_Day
2025/01/30	Buy_9day	Buy 9 vs 21	Buy 33_Day
2025/01/31	Buy_9day	Buy 9 vs 21	Buy 33_Day
2025/02/03	Sell_9day	Buy 9 vs 21	Buy 33_Day
2025/02/04	Buy_9day	Buy 9 vs 21	Buy 33_Day
2025/02/05	Buy_9day	Buy 9 vs 21	Buy 33_Day
2025/02/06	Sell_9day	Buy 9 vs 21	Sell 33_Day
2025/02/07	Sell_9day	Buy 9 vs 21	Sell 33_Day
2025/02/10	Sell_9day	Buy 9 vs 21	Sell 33_Day
2025/02/11	Sell_9day	Sell 9 vs 21	Sell 33_Day
2025/02/12	Sell_9day	Sell 9 vs 21	Sell 33_Day
2025/02/13	Sell_9day	Sell 9 vs 21	Sell 33_Day
2025/02/14	Sell_9day	Sell 9 vs 21	Sell 33_Day
2025/02/17	Sell_9day	Sell 9 vs 21	Sell 33_Day
2025/02/18	Sell_9day	Sell 9 vs 21	Sell 33_Day

Strategy Universe	Pairs_NYSE_Nasdaq50	Ascendant guidance	Trade	Strategy_Open Date	2025/01/24	Caterpillar Guidance	Trade	
<div><div><div>CRM.NYS</div><div>21 per. Mov. Avg. (CRM.NYS)</div><div>Linear (CRM.NYS)</div></div><div><div>VZ.NYS</div><div>21 per. Mov. Avg. (VZ.NYS)</div><div>Linear (VZ.NYS)</div></div></div>							(+) : Mom Days	0
							(-) : Mom Days	0
							Guided : Factor	9 vs 21 day
							324_Buy Guidance	0.0%
							324_Sell Guidance	89.6%
							Mom_75 (days)	11.2%
							9 vs 21 day	-3.66%
							Price vs 9 day	-1.10%