



Wednesday, 19 February 2025				Daily TradeGuidance					 <b>THE TRADING FOREST</b> <small>thetradingforest.com</small>		
Date	Code_A	Code_B	Strategy	Factor_324	Defcon_Index	Mom_75 (days)	Wise_Owl	Wise_Owl (Rnk)	Name of Instrument	Caterpillar_G uidence	Trade_Rating (Guidance)
2025/02/14	HSBA.LSE	ISF.LSE	Relative	170	99	19.15%	350	75	Hsbc Holdings Plc _ vs _ Ftse 100 Index ETF	Trade	_ Sell
2025/02/14	EDP.LIS	EDPR.LIS	Pairs	170	97	16.74%	340	75	Edp-Energias De Portugal S.A. _ vs _ Edp Renovaveis Sa	Trade	_ Sell
2025/02/14	AIR.PAR	BA.LSE	Pairs	170	94	27.15%	335	60	Airbus Se _ vs _ Bae Systems Plc	Trade	_ Sell
2025/02/14	AIR.PAR	BOL.PAR	Pairs	170	97	20.68%	340	75	Airbus Se _ vs _ Boliden	Trade	_ Sell
2025/02/14	CSA.ETR	DIE.BRU	Pairs	170	97	31.52%	390	90	Accenture _ vs _ D'Ieteren Sa	Trade	_ Sell
2025/02/14	DTE.ETR	TEF.MAD	Pairs	170	98	25.18%	370	90	Deutsche Telekom N Ag _ vs _ Telefonica S.A	Trade	_ Sell
2025/02/14	G.MTA	TEF.MAD	Pairs	170	98	28.09%	340	75	Generali S.P.A. _ vs _ Telefonica S.A	Trade	_ Sell
2025/02/14	CFR.SWX	HLN.LSE	Pairs	170	98	40.15%	370	90	Compagnie Financiere Richemont Sa _ vs _ Haleon Plc	Trade	_ Sell
2025/02/14	CFR.SWX	ULVR.LSE	Pairs	170	100	55.56%	390	90	Compagnie Financiere Richemont Sa _ vs _ Unilever Plc	Trade	_ Sell
2025/02/14	EL.PAR	TEF.MAD	Pairs	170	100	42.05%	350	75	Essilor Luxottica Societe Anonyme _ vs _ Telefonica S.A	Trade	_ Sell
2025/02/14	RMS.PAR	ULVR.LSE	Pairs	170	100	46.05%	390	90	Hermes International _ vs _ Unilever Plc	Trade	_ Sell
2025/02/14	CFR.SWX	EXH7.ETR	Relative	170	100	28.75%	390	90	Compagnie Financiere Richemont Sa vs iShares :Personal & Househld Goods	Trade	_ Sell
2025/02/14	REC.MTA	EXV4.ETR	Relative	170	99	14.21%	370	90	Recordati Spa vs iShares : Health Care	Trade	_ Sell
2025/02/14	RMS.PAR	CSX5.LSE	Relative	170	99	20.36%	370	90	Hermes International vs Euro SX50 Index	Trade	_ Sell
2025/02/14	AGN.AMS	NN.AMS	Pairs	170	94	11.10%	315	60	Aegon N.V. -Insurance _ vs _ NN Group N.V. - Insurance	Trade	_ Sell
2025/02/14	AMS.MAD	EOAN.ETR	Pairs	170	97	16.43%	320	60	Amadeus It Group S.A. _ vs _ E. On Se	Trade	_ Sell
2025/02/14	ELE.MAD	IBE.MAD	Pairs	170	92	14.30%	365	75	Endesa S.A. _ vs _ Iberdrola S.A.	Trade	_ Sell
2025/02/14	ELE.MAD	RED.MAD	Pairs	170	98	11.70%	340	75	Endesa S.A. _ vs _ Red Electrica Corporacion S.A.	Trade	_ Sell
2025/02/14	AD.AMS	RBREW.CSE	Pairs	0	0	10.57%	0	0	Ahold Delhaize _ vs _ Royal Unibrew A/S	Trade	_ Buy
2025/02/14	AIR.PAR	DIE.BRU	Pairs	170	97	42.51%	350	75	Airbus Se _ vs _ D'Ieteren Sa	Trade	_ Sell

Wednesday, 19 February 2025				Daily TradeGuidance					 <b>THE TRADINGFOREST</b> <small>thetradingforest.com</small>		
Date	Code_A	Code_B	Strategy	Factor_324	Defcon_ Index	Mom_75 (days)	Wise_Owl	Wise_Owl (Rnk)	Name of Instrument	Caterpillar_ Guidance	Trade_Rating (Guidance)
2025/02/14	AIR.PAR	FERG.LSE	Pairs	170	94	25.25%	365	75	Airbus Se _ vs _ Ferguson Plc	Trade	_ Sell
2025/02/14	ALV.ETR	EOAN.ETR	Pairs	170	98	20.16%	320	60	Allianz Se _ vs _ E. On Se	Trade	_ Sell
2025/02/14	AM.PAR	DIE.BRU	Pairs	170	98	34.60%	350	75	Dassault Aviation _ vs _ D'leteren Sa	Trade	_ Sell
2025/02/14	ANE.MAD	EDPR.LIS	Pairs	170	99	34.88%	350	75	Corporacion Acciona Energias Renov _ vs _ Edp Renovaveis Sa	Trade	_ Sell
2025/02/14	BN.PAR	RBREW.CSE	Pairs	0	-67	-0.23%	20	0	Danone Sa _ vs _ Royal Unibrew A/S	Trade	_ Buy
2025/02/14	AI.PAR	DIE.BRU	Pairs	170	95	21.03%	370	90	Air Liquide S.A _ vs _ D'leteren Sa	Trade	_ Sell
2025/02/14	AZN.LSE	NOVO-B.CSE	Pairs	170	97	39.18%	370	90	Astrazeneca Plc _ vs _ Novo Nordisk B A/S	Trade	_ Sell
2025/02/14	BBVA.MAD	TEF.MAD	Pairs	170	100	39.95%	370	90	Banco Bilbao Vizcaya Argentaria _ vs _ Telefonica S.A	Trade	_ Sell
2025/02/14	GLE.PAR	PRX.AMS	Pairs	170	0	43.14%	220	50	Société Générale Sa _ vs _ Prosus Nv	Trade	_ Buy
2025/02/14	HEI.ETR	EXV8.ETR	Relative	170	98	36.26%	380	90	Heidelberg Cement Ag vs iShares : European Construction	Trade	_ Sell
2025/02/14	AENA.MAD	DIE.BRU	Pairs	170	99	25.84%	370	90	Aena SME SA _ vs _ D'leteren Sa	Trade	_ Sell
2025/02/14	BAS.ETR	SY1.ETR	Pairs	170	98	25.92%	390	90	Basf N _ vs _ Symrise Ag	Trade	_ Sell
2025/02/14	BBVA.MAD	EOAN.ETR	Pairs	170	100	46.91%	370	90	Banco Bilbao Vizcaya Argentaria _ vs _ E. On Se	Trade	_ Sell
2025/02/14	EL.PAR	EOAN.ETR	Pairs	170	99	49.12%	390	90	Essilor Luxottica Societe Anonyme _ vs _ E. On Se	Trade	_ Sell
2025/02/14	IMB.LSE	ULVR.LSE	Pairs	170	100	31.79%	390	90	Imperial Brands Plc _ vs _ Unilever Plc	Trade	_ Sell
2025/01/24	IAG.LSE	ISF.LSE	Relative	170	99	66.07%	370	90	International Consolidated Airlines Group Sa _ vs _ Ftse 100 Index ETF	Trade	_ Sell
2025/01/24	AM.PAR	HO.PAR	Pairs	85	96	7.28%	200	50	Dassault Aviation _ vs _ Thales S.A.	Trade	_ Sell
2025/01/24	DTE.ETR	KPN.AMS	Pairs	170	97	15.30%	320	60	Deutsche Telekom N Ag _ vs _ Koninklijke Kpn Nv	Trade	_ Sell
2025/01/24	ENGI.PAR	VIE.PAR	Pairs	85	96	9.51%	220	50	Engie Sa _ vs _ Veolia Environnement S.A.	Trade	_ Sell
2025/01/24	IMB.LSE	OR.PAR	Pairs	0	0	34.72%	0	0	Imperial Brands Plc _ vs _ L'Oréal	Trade	_ Buy

# Guidance to understanding our "Proprietary Signals and Reports"



Our Trading Reports are comprehensive and detailed - visit our Educational Library of videos at "[TheTradingForest.com](https://www.thetradingforest.com)" [for premium members] for a detailed explanation of our approach to trading.

## Summary of our Analysis

### Contribution to the Trade Decision

#### Guided Factor

This places the time frame of the current trade into perspective - our leading indicators have brought this trade to your attention. You will be guided by the 9day vs 21day, 33 day and 66 day. **From a practical perspective once you see a "guided factor of either a 33 day or 66 day" you actually relax and plan your trade !**

#### Ascendant Guidance

There are two forms of "Risk" - **Uncertainty** and **Exposure** ! The Ascendant Guidance focuses on the uncertainty part of the trade. We recommend that until a trader understands their own risk tolerance level only trades with an Ascendant Guidance levels of **Trade** and or **Research** are considered.

#### Wise\_Owl (Rnk)

Focus on "**Wise\_Owl(Rnk)**" levels of closer to 90 & 100 - the "**Wise\_Owl(Rnk)**" needed to have a value of **90** and above at least within the last five to seven trading days of the "trade alert signal - panda signals".

#### Trade\_Rating Guidance

There is no substitute for **Quality** - only consider Trades with a "**Trade\_rating (Guidance)**" of **AA** & **AAA** within the last five to 7 trading days of the "**trade alert signal - panda signals**".

# Guidance to understanding our "Proprietary Signals and Reports"



Defcon\_Index



Get a decent understanding of the "**current form**" of the variable - how close are the values to either the minimum or maxim values. Be guided by the "**Defcon\_Index**". Values of **> 95 are recommended for Sell Signals** and Values of **<-95 are recommended for Buy signals**.

324\_Factor



Manipulate the "**odds in your favour**" - Search and Research the trades that have a 324\_Factor of **+170 for a sell signal** and **- 170 for a buy signal**.

Margin of Safety and  
75\_Day\_  
Mom



Reaching the pinnacle of any challenge is about "small margins" and making the correct informed decisions. The relationship between the "**Margin of Safety**" and "**75\_Day\_Mom**" allows us to review the trade from a performance and risk perspective.

Understanding the  
"short-term noise"



Is the current "**Trend**" still intact ? Or can we : be guided by the "**Trendsum**" to start analysing technical indicators. Look for a declining "**Trendsum**" for a **sell signal** and an increasing value of the "Trendsum" for a **buy signal**.

Let's talk about  
Technicals



Once you are confident that you have a decent understanding of all the variables, use the "**Guided\_Factor**" as a "compass" in finding your true north in selecting the timing of your open strategy by selecting appropriate **shorter-term technical indicators**.



**Conclusion** : We start our analysis, by trying to understand the trade with a **longer-term Technical Guidance** indicator and we plan our execution, using the **shorter-term Techninal Analysis indicators**.



# THE TRADING PYRAMID

## Path to Synergy in Your Trading



## Summary of Contents

Name of Variable	Type of Variable	Decision Based / Contribution
Guided_Factor	Momentum : Variable	"Bigger Picture " - Gives the Trader a time perspective.
Ascendant Guidance	Risk : Variable	Don't attempt trades outside your Risk Tolerance levels.
Wise_Owl(Rnk)	Risk : Variable	Sum of the parts analysis - we have done the "maths" - Quality of the trade.
Trade_Rating Guidance	Momentum : Variable	Combining Risk and Momentum.
Caterpillar_Guidance	Quantitative Variable	Understanding the "Trend" of the price series variable.
Defcon_Index	Risk : Variable	Looking at the "bigger picture" in terms of the price performance over a longer-term perspective.
324_Factor	Quantitative Variable	Measuring the strength and direction of the price series.
Margin of Safety	Risk : Variable	Creating a "buffer in your trade".
75_Day Momentum	Risk : Variable	Undertanding the medium-term performance of the price series.
Trendsum	Quantitative Variable	How strong is the short-term trend ?
Let's talk Technicals	Technical Analysis	Plan your entry with the help of the "Guided_Factor" and Technical indicators of your choice.

## 14 STEP TRADING CHECKLIST

Ascendant Path

1

☐

Guided Factor

2

☐

Momentum Days

3

☐

The\_Wise\_Owl Rank

4

☐

Trade\_Rating Guidance

5

☐

CaterPillar\_Guidance

6

☐

Defon\_Index

7

☐

Defon\_Index\_Guidance

8

☐

Factor\_324

9

☐

324\_Factor\_Guidance

10

☐

75\_Day\_Momentum Value

11

☐

Trendsum

12

☐

Medium-Term Technical Indicators : 9day vs 21 day  
& 21day Moving Average

13

☐

Longer-Term Technical Indicators : 33 day & 66 day  
Moving Average

14

☐

## TRADING IS LIKE A GAME OF CARDS

We can't undo a previous trade,  
but we *can* aim to make the next trade better.





# ASCENDANT GUIDANCE



## CATERPILLAR GUIDANCE





S  
e  
|  
|

HSBA.LSE

Hsbc Holdings Plc

Financials

Banks

United Kingdom

Market Cap : (B)

128 585

ISF.LSE

Ftse 100 Index - Europe Listing

Europe ETF : Index

ETF\_Europe\_

Europe

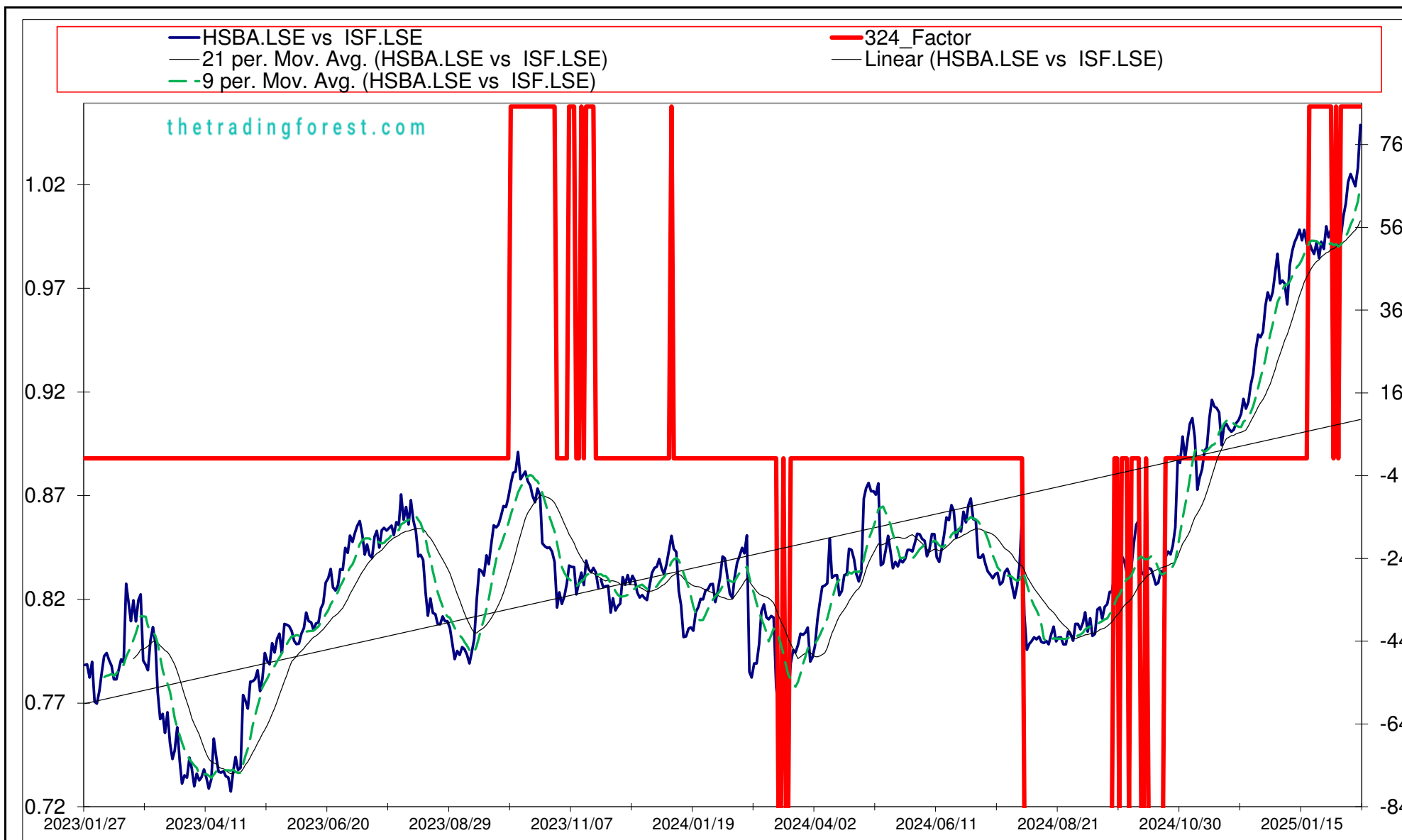
Market Cap : (B)

11 536

Follow the " 3day to 5day waiting period " before entering the trade : understand the Graph, Trend and Variables

Plan your enrty levels. Focus on the process not the outcome. Expect further short-term deviation from the trade signal. "Patience"

-2.33934.328-14.675														
Date	Price or Relative Price	Short_Term_Radar	Medium_Term_Radar	Caterpillar_%	Wise_Owl(Rnk)	324_Factor	Factor_324	Defcon_Index	Defcon_Index_Trade	Margin of Safety	75_Day_Mom	Trade_Rating (Guidance)	Trendsum	
2024/12/18	0.966	No Trade	No Trade	36.20%	0	Absolutely No	0	100	Research Defon Sell	5.55%	18.06%	C	30	
2024/12/19	0.972	No Trade	No Trade	40.60%	30	Absolutely No	0	100	Research Defon Sell	6.22%	20.23%	C	34	
2024/12/20	0.969	No Trade	No Trade	37.61%	30	Absolutely No	0	100	Research Defon Sell	5.76%	18.80%	C	37	
2024/12/23	0.973	No Trade	No Trade	39.74%	30	Absolutely No	0	100	Research Defon Sell	6.09%	20.56%	C	38	
2024/12/27	0.982	No Trade	No Trade	45.63%	30	Absolutely No	0	100	Research Defon Sell	6.99%	21.61%	C	39	
2024/12/30	0.991	No Trade	No Trade	51.18%	30	Absolutely No	0	100	Research Defon Sell	7.84%	20.93%	C	39	
2025/01/02	0.977	No Trade	No Trade	40.30%	30	Absolutely No	0	99	Research Defon Sell	6.17%	19.04%	C	39	
2025/01/03	0.978	No Trade	No Trade	41.07%	30	Absolutely No	0	99	Research Defon Sell	6.29%	20.01%	C	39	
2025/01/06	0.977	No Trade	No Trade	39.28%	30	Absolutely No	0	99	Research Defon Sell	6.02%	19.00%	C	38	
2025/01/07	0.967	Sell_Panda_ST	No Trade	31.97%	30	Absolutely No	0	98	Research Defon Sell	4.90%	17.59%	C	33	
2025/01/08	0.985	No Trade	No Trade	45.06%	0	Absolutely No	0	99	Research Defon Sell	6.90%	19.02%	C	30	
2025/01/09	0.992	No Trade	No Trade	49.71%	0	Absolutely No	0	100	Research Defon Sell	7.62%	19.88%	C	29	
2025/01/10	0.997	No Trade	No Trade	52.42%	0	Absolutely No	0	100	Research Defon Sell	8.03%	19.04%	C	28	
2025/01/13	0.999	No Trade	No Trade	53.64%	0	Absolutely No	0	100	Research Defon Sell	8.22%	19.44%	C	27	
2025/01/14	1.003	No Trade	No Trade	55.79%	0	Absolutely No	0	100	Research Defon Sell	8.55%	20.80%	C	28	
2025/01/15	0.998	No Trade	No Trade	51.93%	0	Absolutely No	0	99	Research Defon Sell	7.96%	18.01%	C	28	
2025/01/16	1.003	No Trade	No Trade	55.26%	0	Absolutely No	0	100	Research Defon Sell	8.47%	18.94%	C	28	
2025/01/17	0.996	No Trade	No Trade	55.42%	0	Absolutely No	0	99	Research Defon Sell	7.69%	18.94%	C	28	
2025/01/20	0.996	No Trade	No Trade	55.10%	50	Research	85	99	Research Defon Sell	7.65%	20.44%	A	26	
2025/01/21	0.993	Sell_Panda_ST	No Trade	52.51%	50	Research	85	99	Research Defon Sell	7.29%	18.24%	A	23	
2025/01/22	0.991	Sell_Panda_ST	No Trade	52.83%	50	Research	85	99	Research Defon Sell	6.99%	16.33%	B	18	
2025/01/23	0.996	Sell_Panda_ST	No Trade	58.31%	50	Research	85	99	Research Defon Sell	7.53%	15.80%	A	12	
2025/01/24	0.989	No Trade	No Trade	53.59%	50	Research	85	99	Research Defon Sell	6.71%	14.68%	C	6	
2025/01/27	0.997	No Trade	No Trade	59.49%	50	Research	85	99	Research Defon Sell	7.44%	19.01%	A	1	
2025/01/28	0.993	No Trade	No Trade	56.20%	50	Research	85	99	Research Defon Sell	7.03%	18.81%	A	-2	
2025/01/29	1.004	No Trade	No Trade	67.89%	50	Research	85	100	Research Defon Sell	8.17%	19.59%	A	-1	
2025/01/30	0.999	No Trade	No Trade	83.65%	50	Research	85	99	Research Defon Sell	7.56%	19.01%	A	0	
2025/01/31	1.003	No Trade	No Trade	91.06%	50	Research	85	100	Research Defon Sell	7.94%	19.53%	A	2	
2025/02/03	0.984	No Trade	No Trade	67.70%	0	Absolutely No	0	98	Research Defon Sell	5.80%	17.77%	C	1	
2025/02/04	0.995	No Trade	No Trade	81.24%	50	Research	85	99	Research Defon Sell	6.96%	19.68%	A	-3	
2025/02/05	0.985	No Trade	No Trade	68.91%	0	Absolutely No	0	98	Research Defon Sell	5.89%	18.40%	C	-7	
2025/02/06	0.999	No Trade	No Trade	85.59%	50	Research	85	99	Research Defon Sell	7.31%	19.19%	A	-10	
2025/02/07	1.009	No Trade	No Trade	97.48%	50	Research	85	100	Research Defon Sell	8.33%	20.68%	A	-11	
2025/02/10	1.015	No Trade	No Trade	100.00%	50	Research	85	100	Research Defon Sell	8.92%	20.22%	A	-9	
2025/02/11	1.026	No Trade	No Trade	100.00%	50	Research	85	100	Research Defon Sell	9.99%	21.03%	A	-6	
2025/02/12	1.029	No Trade	No Trade	100.00%	50	Research	85	100	Research Defon Sell	10.35%	21.67%	A	-2	
2025/02/13	1.026	No Trade	No Trade	96.47%	50	Research	85	100	Research Defon Sell	9.99%	20.71%	A	2	
2025/02/14	1.024	No Trade	No Trade	93.19%	50	Research	85	99	Research Defon Sell	9.65%	19.15%	A	6	
2025/02/17	1.032	No Trade	No Trade	100.00%	50	Research	85	100	Research Defon Sell	10.48%	15.56%	A	10	
2025/02/18	1.053	No Trade	No Trade	100.00%	50	Research	85	100	Research Defon Sell	12.66%	18.30%	A	13	



Date	9_day	9 vs 21_day	33_day
2024/12/30	Buy_9day	Buy 9 vs 21	Buy 33_Day
2025/01/02	Buy_9day	Buy 9 vs 21	Buy 33_Day
2025/01/03	Buy_9day	Buy 9 vs 21	Buy 33_Day
2025/01/06	Buy_9day	Buy 9 vs 21	Buy 33_Day
2025/01/07	Sell_9day	Buy 9 vs 21	Buy 33_Day
2025/01/08	Buy_9day	Buy 9 vs 21	Buy 33_Day
2025/01/09	Buy_9day	Buy 9 vs 21	Buy 33_Day
2025/01/10	Buy_9day	Buy 9 vs 21	Buy 33_Day
2025/01/13	Buy_9day	Buy 9 vs 21	Buy 33_Day
2025/01/14	Buy_9day	Buy 9 vs 21	Buy 33_Day
2025/01/15	Buy_9day	Buy 9 vs 21	Buy 33_Day
2025/01/16	Buy_9day	Buy 9 vs 21	Buy 33_Day
2025/01/17	Buy_9day	Buy 9 vs 21	Buy 33_Day
2025/01/20	Sell_9day	Buy 9 vs 21	Buy 33_Day
2025/01/21	Sell_9day	Buy 9 vs 21	Buy 33_Day
2025/01/22	Sell_9day	Buy 9 vs 21	Buy 33_Day
2025/01/23	Sell_9day	Buy 9 vs 21	Buy 33_Day
2025/01/24	Sell_9day	Buy 9 vs 21	Buy 33_Day
2025/01/27	Buy_9day	Buy 9 vs 21	Buy 33_Day
2025/01/28	Sell_9day	Buy 9 vs 21	Buy 33_Day
2025/01/29	Buy_9day	Buy 9 vs 21	Buy 33_Day
2025/01/30	Buy_9day	Buy 9 vs 21	Buy 33_Day
2025/01/31	Buy_9day	Buy 9 vs 21	Buy 33_Day
2025/02/03	Sell_9day	Buy 9 vs 21	Buy 33_Day
2025/02/04	Sell_9day	Buy 9 vs 21	Buy 33_Day
2025/02/05	Sell_9day	Sell 9 vs 21	Sell 33_Day
2025/02/06	Buy_9day	Sell 9 vs 21	Buy 33_Day
2025/02/07	Buy_9day	Buy 9 vs 21	Buy 33_Day
2025/02/10	Buy_9day	Buy 9 vs 21	Buy 33_Day
2025/02/11	Buy_9day	Buy 9 vs 21	Buy 33_Day
2025/02/12	Buy_9day	Buy 9 vs 21	Buy 33_Day
2025/02/13	Buy_9day	Buy 9 vs 21	Buy 33_Day
2025/02/14	Buy_9day	Buy 9 vs 21	Buy 33_Day
2025/02/17	Buy_9day	Buy 9 vs 21	Buy 33_Day
2025/02/18	Buy_9day	Buy 9 vs 21	Buy 33_Day

Strategy Universe		Rel vs FTSE_100		Ascendant guidance		Trade		Strategy_Open Date		2025/02/14		Caterpillar Guidance		Trade																									
<div><div>— HSBA.LSE</div><div>- - - 21 per. Mov. Avg. (HSBA.LSE)</div><div>— Linear (HSBA.LSE)</div></div>				<div><div>— ISF.LSE</div><div>- - - 21 per. Mov. Avg. (ISF.LSE)</div><div>— Linear (ISF.LSE)</div></div>				(+): Mom Days		81		(-): Mom Days		0		Guided: Factor		66 day		324_Buy Guidance		0.0%		324_Sell Guidance		100.0%		Mom_75 (days)		18.3%		9 vs 21 day		1.68%		Price vs 9 day		2.87%	

S  
e  
|  
|

EDP.LIS

Edp-Energias De Portugal S.A.

Utilities

Gas, Water & Multiutilities

Portugal

Market Cap : (B)

14 495

Follow the " 3day to 5day waiting period " before entering the trade : understand the Graph, Trend and Variables

EDPR.LIS

Edp Renovaveis Sa

Utilities

Gas, Water & Multiutilities

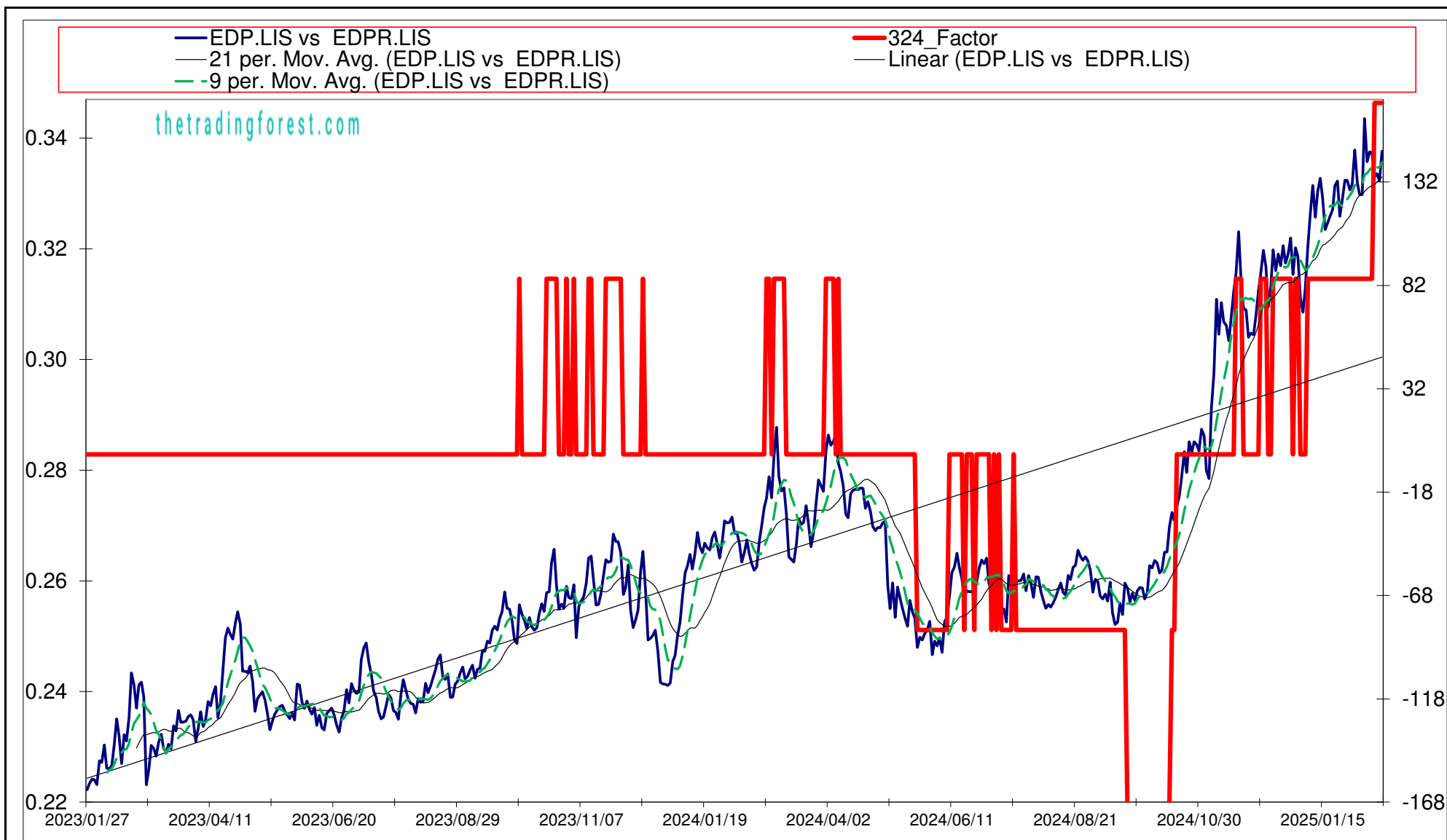
Portugal

Market Cap : (B)

11 376

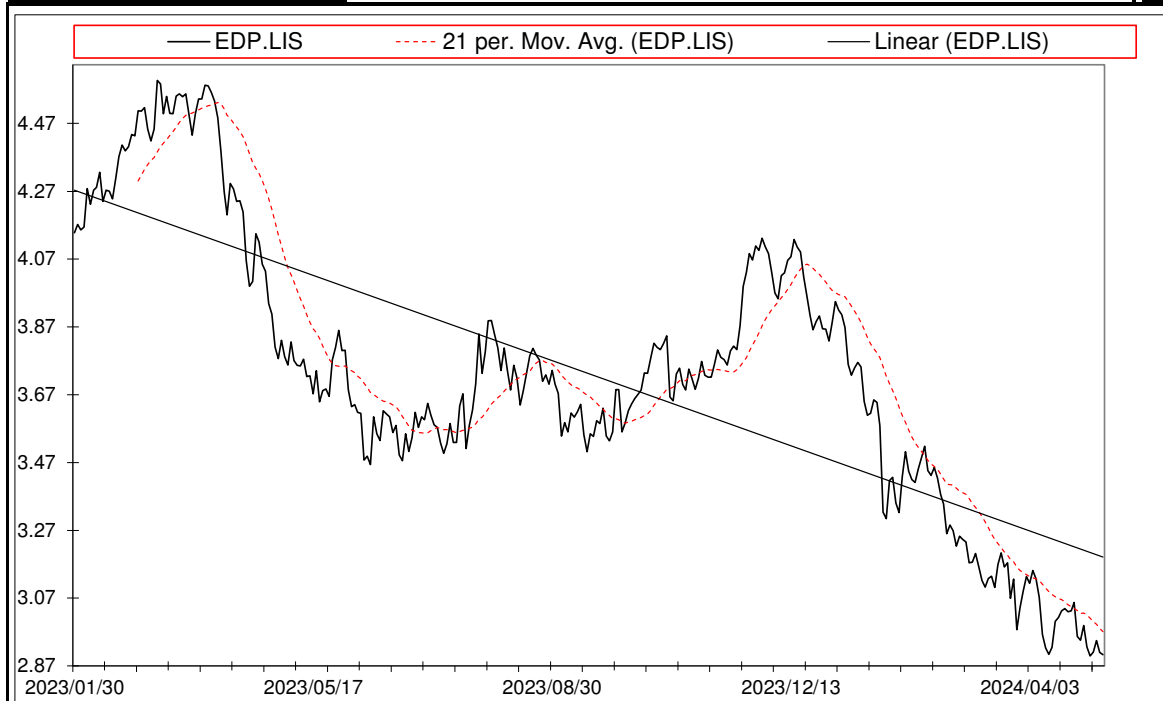
Plan your enrty levels. Focus on the process not the outcome. Expect further short-term deviation from the trade signal. "Patience"

-2.30742.355-18.362														
Date	Price or Relative Price	Short_Term_ Radar	Medium_ Term_Radar	Caterpillar_ %	Wise_ Owl(Rnk)	324_Factor	Factor_324	Defcon _Index	Defcon _Index_Trade	Margin of Safety	75_Day_Mom	Trade_Rating (Guidance)	Trendsum	
2024/12/18	0.322	No Trade	No Trade	59.04%	50	Research	85	98	Research Defon Sell	6.24%	23.24%	B	18	
2024/12/19	0.323	No Trade	No Trade	63.56%	50	Research	85	99	Research Defon Sell	6.72%	23.44%	B	20	
2024/12/20	0.326	No Trade	No Trade	72.28%	50	Research	85	100	Research Defon Sell	7.64%	25.16%	A	25	
2024/12/23	0.320	No Trade	No Trade	50.31%	0	Absolutely No	0	98	Research Defon Sell	5.32%	21.04%	C	27	
2024/12/27	0.325	No Trade	No Trade	63.72%	50	Research	85	99	Research Defon Sell	6.74%	25.52%	A	26	
2024/12/30	0.323	No Trade	No Trade	57.50%	50	Research	85	99	Research Defon Sell	6.08%	25.94%	B	23	
2025/01/02	0.315	No Trade	No Trade	32.79%	0	Absolutely No	0	96	Research Defon Sell	3.47%	22.77%	C	19	
2025/01/03	0.313	No Trade	No Trade	24.51%	0	Absolutely No	0	96	Research Defon Sell	2.59%	20.19%	C	14	
2025/01/06	0.317	No Trade	No Trade	36.95%	0	Absolutely No	0	97	Research Defon Sell	3.91%	22.87%	C	8	
2025/01/07	0.325	No Trade	No Trade	59.96%	50	Research	85	99	Research Defon Sell	6.34%	23.09%	A	3	
2025/01/08	0.330	No Trade	No Trade	76.85%	50	Research	85	100	Research Defon Sell	8.12%	25.63%	A	3	
2025/01/09	0.336	No Trade	No Trade	92.84%	50	Research	85	100	Research Defon Sell	9.81%	28.88%	A	3	
2025/01/10	0.330	No Trade	No Trade	74.67%	50	Research	85	98	Research Defon Sell	7.89%	25.94%	B	7	
2025/01/13	0.335	No Trade	No Trade	87.60%	50	Research	85	100	Research Defon Sell	9.26%	28.32%	A	10	
2025/01/14	0.337	No Trade	No Trade	94.64%	50	Research	85	100	Research Defon Sell	10.01%	28.41%	A	13	
2025/01/15	0.334	No Trade	No Trade	83.40%	50	Research	85	99	Research Defon Sell	8.82%	26.76%	B	15	
2025/01/16	0.328	No Trade	No Trade	65.07%	50	Research	85	97	Research Defon Sell	6.88%	24.61%	B	15	
2025/01/17	0.329	Sell_Panda_ST	No Trade	68.43%	50	Research	85	98	Research Defon Sell	7.23%	26.02%	B	15	
2025/01/20	0.330	No Trade	No Trade	70.76%	50	Research	85	98	Research Defon Sell	7.48%	25.94%	B	11	
2025/01/21	0.331	No Trade	No Trade	74.00%	50	Research	85	98	Research Defon Sell	7.82%	24.07%	B	7	
2025/01/22	0.336	No Trade	No Trade	86.99%	50	Research	85	100	Research Defon Sell	9.20%	25.90%	A	4	
2025/01/23	0.337	No Trade	No Trade	89.03%	50	Research	85	100	Research Defon Sell	9.41%	25.58%	A	4	
2025/01/24	0.330	No Trade	No Trade	68.98%	50	Research	85	98	Research Defon Sell	7.29%	23.39%	B	5	
2025/01/27	0.333	No Trade	No Trade	77.34%	50	Research	85	99	Research Defon Sell	8.18%	25.43%	B	6	
2025/01/28	0.337	No Trade	No Trade	87.35%	50	Research	85	100	Research Defon Sell	9.24%	26.45%	A	7	
2025/01/29	0.337	No Trade	No Trade	86.64%	50	Research	85	100	Research Defon Sell	9.16%	24.93%	A	10	
2025/01/30	0.335	No Trade	No Trade	81.00%	50	Research	85	99	Research Defon Sell	8.56%	24.24%	A	10	
2025/01/31	0.336	No Trade	No Trade	83.73%	50	Research	85	100	Research Defon Sell	8.85%	22.61%	A	11	
2025/02/03	0.342	No Trade	No Trade	100.00%	50	Research	85	100	Research Defon Sell	10.72%	23.66%	A	12	
2025/02/04	0.336	No Trade	No Trade	81.65%	50	Research	85	98	Research Defon Sell	8.75%	22.16%	B	13	
2025/02/05	0.334	No Trade	No Trade	74.71%	50	Research	85	98	Research Defon Sell	8.01%	20.28%	B	12	
2025/02/06	0.334	Sell_Panda_ST	No Trade	74.37%	50	Research	85	98	Research Defon Sell	7.97%	19.44%	B	13	
2025/02/07	0.348	No Trade	No Trade	100.00%	50	Research	85	100	Research Defon Sell	12.35%	22.77%	A	14	
2025/02/10	0.340	No Trade	No Trade	78.52%	50	Research	85	98	Research Defon Sell	9.70%	18.22%	B	17	
2025/02/11	0.342	No Trade	No Trade	82.79%	50	Research	85	98	Research Defon Sell	10.23%	20.41%	B	18	
2025/02/12	0.342	No Trade	No Trade	81.99%	50	Research	85	98	Research Defon Sell	10.13%	18.04%	B	21	
2025/02/13	0.337	No Trade	No Trade	70.25%	75	Research	170	97	Research Defon Sell	8.68%	17.29%	AA	20	
2025/02/14	0.338	Sell_Panda_ST	No Trade	71.47%	75	Research	170	97	Research Defon Sell	8.83%	16.74%	AA	18	
2025/02/17	0.337	Sell_Panda_ST	Sell_Panda_ST	66.93%	75	Research	170	97	Research Defon Sell	8.27%	16.49%	AA	14	
2025/02/18	0.342	No Trade	No Trade	80.42%	75	Research	170	98	Research Defon Sell	9.93%	18.80%	AA	13	



Date	9 day	9 vs 21 day	33 day
2025/01/02	Sell_9day	Buy 9 vs 21	Sell 33_Day
2025/01/03	Sell_9day	Buy 9 vs 21	Sell 33_Day
2025/01/06	Sell_9day	Buy 9 vs 21	Sell 33_Day
2025/01/07	Buy_9day	Buy 9 vs 21	Buy 33_Day
2025/01/08	Buy_9day	Buy 9 vs 21	Buy 33_Day
2025/01/09	Buy_9day	Buy 9 vs 21	Buy 33_Day
2025/01/10	Buy_9day	Buy 9 vs 21	Buy 33_Day
2025/01/13	Buy_9day	Buy 9 vs 21	Buy 33_Day
2025/01/14	Buy_9day	Buy 9 vs 21	Buy 33_Day
2025/01/15	Buy_9day	Buy 9 vs 21	Buy 33_Day
2025/01/16	Sell_9day	Buy 9 vs 21	Buy 33_Day
2025/01/17	Sell_9day	Buy 9 vs 21	Buy 33_Day
2025/01/20	Sell_9day	Buy 9 vs 21	Buy 33_Day
2025/01/21	Sell_9day	Buy 9 vs 21	Buy 33_Day
2025/01/22	Buy_9day	Buy 9 vs 21	Buy 33_Day
2025/01/23	Buy_9day	Buy 9 vs 21	Buy 33_Day
2025/01/24	Sell_9day	Buy 9 vs 21	Buy 33_Day
2025/01/27	Buy_9day	Buy 9 vs 21	Buy 33_Day
2025/01/28	Buy_9day	Buy 9 vs 21	Buy 33_Day
2025/01/29	Buy_9day	Buy 9 vs 21	Buy 33_Day
2025/01/30	Buy_9day	Buy 9 vs 21	Buy 33_Day
2025/01/31	Buy_9day	Buy 9 vs 21	Buy 33_Day
2025/02/03	Buy_9day	Buy 9 vs 21	Buy 33_Day
2025/02/04	Buy_9day	Buy 9 vs 21	Buy 33_Day
2025/02/05	Sell_9day	Buy 9 vs 21	Buy 33_Day
2025/02/06	Sell_9day	Buy 9 vs 21	Buy 33_Day
2025/02/07	Buy_9day	Buy 9 vs 21	Buy 33_Day
2025/02/10	Buy_9day	Buy 9 vs 21	Buy 33_Day
2025/02/11	Buy_9day	Buy 9 vs 21	Buy 33_Day
2025/02/12	Buy_9day	Buy 9 vs 21	Buy 33_Day
2025/02/13	Sell_9day	Buy 9 vs 21	Buy 33_Day
2025/02/14	Sell_9day	Buy 9 vs 21	Buy 33_Day
2025/02/17	Sell_9day	Buy 9 vs 21	Buy 33_Day
2025/02/18	Buy_9day	Buy 9 vs 21	Buy 33_Day

Strategy Universe	Euro_Utilities_Pairs	Ascendant guidance	Trade	Strategy_Open Date	2025/02/14	Caterpillar Guidance	Trade
-------------------	----------------------	--------------------	-------	--------------------	------------	----------------------	-------



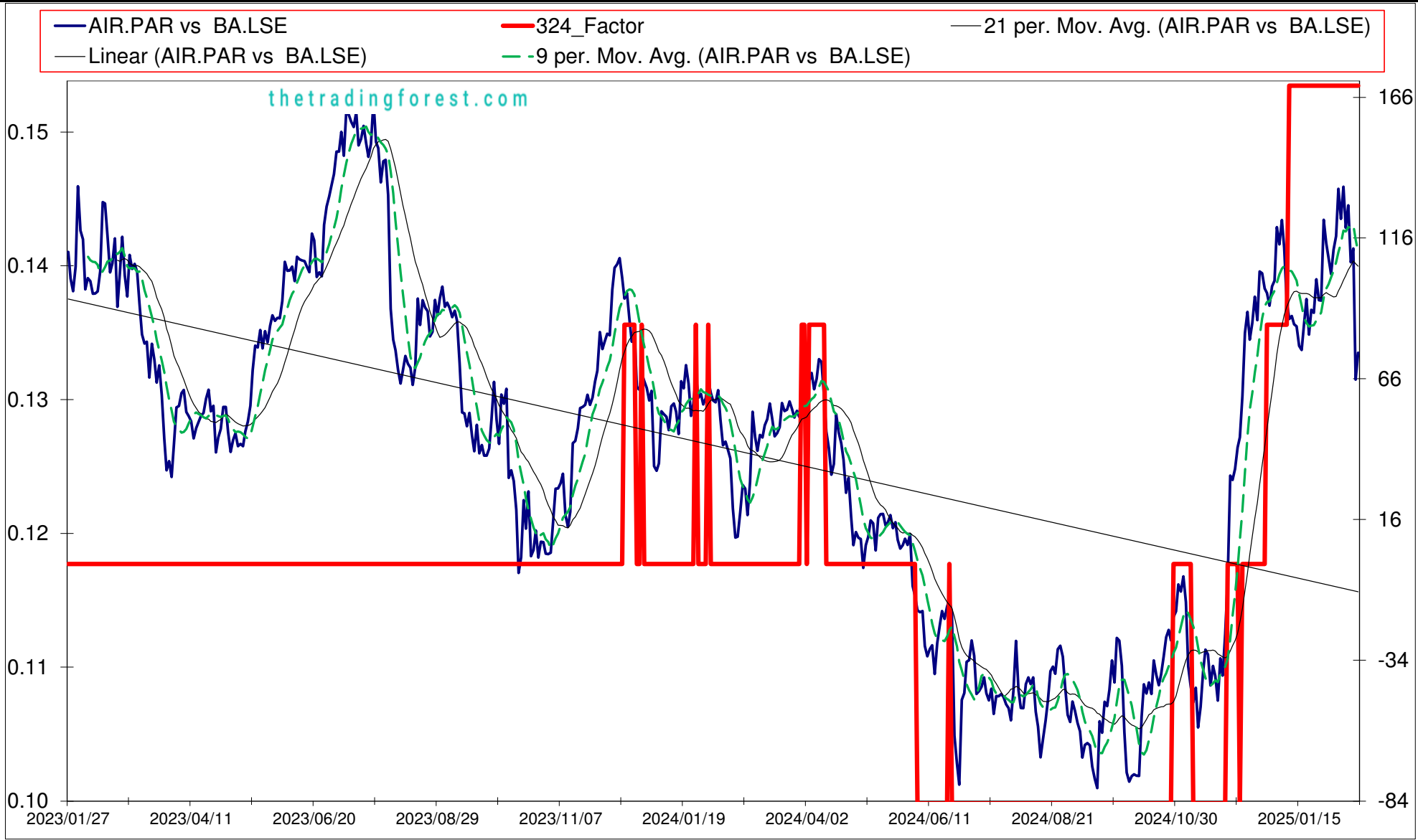
(+) : Mom Days	89
(-) : Mom Days	0
Guided : Factor	66 day
324_Buy Guidance	0.0%
324_Sell Guidance	98.3%
Mom_75 (days)	18.8%
9 vs 21 day	0.78%
Price vs 9 day	0.59%



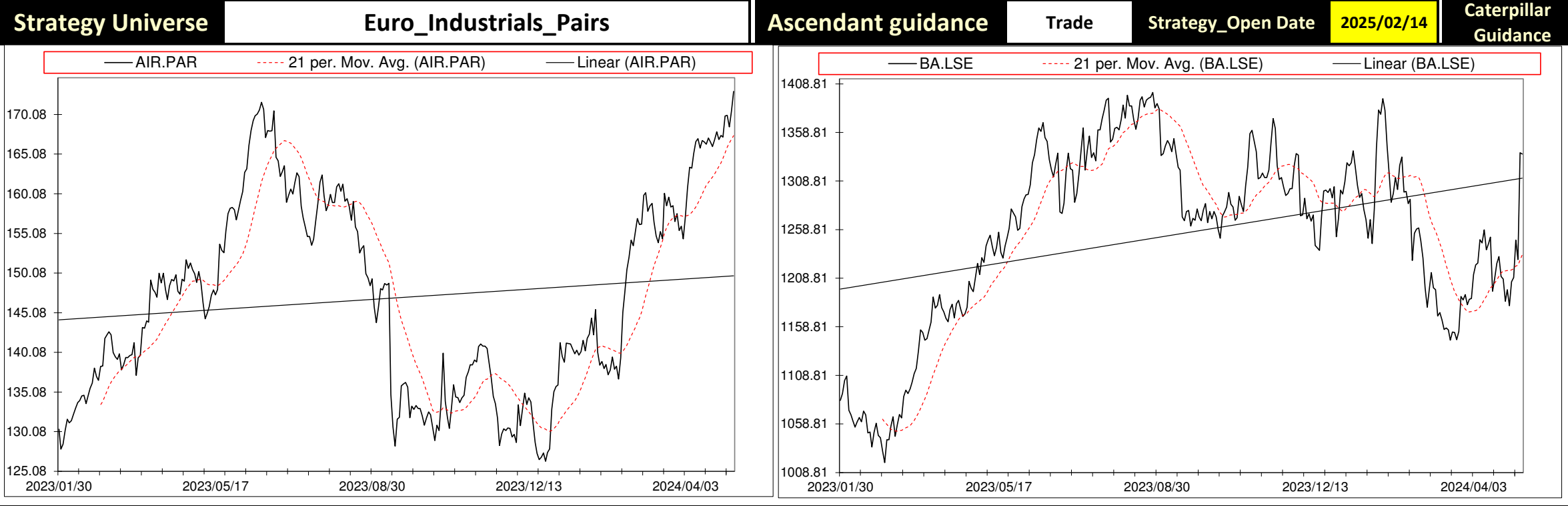
**Follow the " 3day to 5day waiting period " before entering the trade : understand the Graph, Trend and Variables**

**Plan your entry levels. Focus on the process not the outcome. Expect further short-term deviation from the trade signal. "Patience"**

-1.846										-12.670					6.862
Date	Price or Relative Price	Short_Term_ Radar	Medium_ Term_Radar	Caterpillar_ %	Wise_ Owl(Rnk)	324_Factor	Factor_324	Defcon _Index	Defcon _Index_Trade	Margin of Safety	75_Day_Mom	Trade_Rating (Guidance)	Trendsum		
2024/12/18	0.135	No Trade	No Trade	99.43%	50	Absolutely No	0	95	Research Defon Sell	17.40%	33.84%	C	34		
2024/12/19	0.134	No Trade	No Trade	93.88%	30	Absolutely No	0	94	Research Defon Sell	16.43%	35.35%	C	36		
2024/12/20	0.134	No Trade	No Trade	92.25%	50	Research	85	94	Research Defon Sell	16.15%	33.73%	B	37		
2024/12/23	0.133	No Trade	No Trade	87.86%	50	Research	85	93	Research Defon Sell	15.38%	32.61%	B	34		
2024/12/27	0.134	No Trade	No Trade	95.32%	50	Research	85	94	Research Defon Sell	16.69%	34.28%	B	30		
2024/12/30	0.135	No Trade	No Trade	97.68%	50	Research	85	95	Research Defon Sell	17.10%	36.85%	B	28		
2025/01/02	0.139	No Trade	No Trade	100.00%	50	Research	85	96	Research Defon Sell	20.62%	42.23%	B	30		
2025/01/03	0.138	No Trade	No Trade	94.62%	50	Research	85	96	Research Defon Sell	19.51%	41.93%	B	29		
2025/01/06	0.139	No Trade	No Trade	100.00%	50	Research	85	97	Research Defon Sell	21.14%	36.76%	B	30		
2025/01/07	0.137	No Trade	No Trade	91.43%	60	Research	85	95	Research Defon Sell	19.32%	35.85%	B	32		
2025/01/08	0.133	No Trade	No Trade	75.03%	50	Research	85	92	Research Defon Sell	15.86%	28.93%	B	32		
2025/01/09	0.132	Sell_Panda_ST	Sell_Panda_ST	69.78%	50	Research	170	0	Absolutely no Trade	14.75%	28.09%	B	30		
2025/01/10	0.132	Sell_Panda_ST	Sell_Panda_ST	70.72%	50	Research	170	0	Absolutely no Trade	14.95%	26.77%	B	26		
2025/01/13	0.132	Sell_Panda_ST	Sell_Panda_ST	68.36%	50	Research	170	0	Absolutely no Trade	14.45%	23.59%	B	22		
2025/01/14	0.131	Sell_Panda_ST	Sell_Panda_ST	67.79%	50	Research	170	0	Absolutely no Trade	14.33%	25.40%	B	17		
2025/01/15	0.130	No Trade	No Trade	61.85%	50	Research	170	0	Absolutely no Trade	13.07%	20.19%	B	11		
2025/01/16	0.130	No Trade	No Trade	60.68%	50	Research	170	0	Absolutely no Trade	12.83%	20.14%	B	5		
2025/01/17	0.132	No Trade	No Trade	68.44%	50	Research	170	0	Absolutely no Trade	14.46%	24.03%	B	-1		
2025/01/20	0.133	No Trade	No Trade	76.62%	60	Research	170	93	Research Defon Sell	16.20%	32.02%	B	-3		
2025/01/21	0.131	No Trade	No Trade	65.72%	50	Research	170	0	Absolutely no Trade	13.89%	33.38%	B	-2		
2025/01/22	0.133	No Trade	No Trade	73.39%	50	Research	170	92	Research Defon Sell	15.51%	36.20%	B	-2		
2025/01/23	0.132	No Trade	No Trade	72.57%	50	Research	170	92	Research Defon Sell	15.34%	35.41%	B	-2		
2025/01/24	0.135	No Trade	No Trade	82.94%	60	Research	170	94	Research Defon Sell	17.53%	37.79%	B	1		
2025/01/27	0.133	No Trade	No Trade	76.70%	60	Research	170	93	Research Defon Sell	16.21%	36.33%	B	3		
2025/01/28	0.133	No Trade	No Trade	76.63%	60	Research	170	93	Research Defon Sell	16.20%	36.33%	B	4		
2025/01/29	0.139	No Trade	No Trade	100.00%	75	Research	170	97	Research Defon Sell	21.47%	36.38%	AA	6		
2025/01/30	0.138	No Trade	No Trade	92.97%	75	Research	170	95	Research Defon Sell	19.96%	31.50%	AA	8		
2025/01/31	0.137	No Trade	No Trade	88.62%	60	Research	170	95	Research Defon Sell	19.03%	31.31%	B	10		
2025/02/03	0.135	No Trade	No Trade	83.88%	60	Research	170	94	Research Defon Sell	18.01%	29.13%	B	12		
2025/02/04	0.137	No Trade	No Trade	91.37%	90	Research	170	95	Research Defon Sell	19.62%	31.94%	AA	12		
2025/02/05	0.138	No Trade	No Trade	95.55%	90	Research	170	96	Research Defon Sell	20.52%	29.80%	AA	14		
2025/02/06	0.142	No Trade	No Trade	100.00%	90	Research	170	98	Research Defon Sell	23.61%	34.47%	AAA	16		
2025/02/07	0.139	No Trade	No Trade	91.79%	90	Research	170	96	Research Defon Sell	21.67%	33.33%	AA	19		
2025/02/10	0.142	No Trade	No Trade	100.00%	90	Research	170	98	Research Defon Sell	23.80%	34.57%	AAA	21		
2025/02/11	0.139	No Trade	No Trade	88.81%	90	Research	170	95	Research Defon Sell	21.14%	30.04%	AA	22		
2025/02/12	0.140	No Trade	No Trade	95.05%	90	Research	170	97	Research Defon Sell	22.62%	29.84%	AA	22		
2025/02/13	0.136	Sell_Panda_ST	No Trade	79.51%	75	Research	170	94	Research Defon Sell	18.92%	25.27%	A	22		
2025/02/14	0.137	Sell_Panda_ST	No Trade	83.34%	60	Research	170	94	Research Defon Sell	19.83%	27.15%	B	19		
2025/02/17	0.127	Sell_Panda_ST	Sell_Panda_ST	47.54%	50	Research	170	0	Absolutely no Trade	11.31%	16.18%	B	17		
2025/02/18	0.129	Sell_Panda_ST	Sell_Panda_ST	54.99%	50	Research	170	0	Absolutely no Trade	13.09%	17.55%	B	14		



Date	9 day	9 vs 21 day	33 day
2024/12/30	Buy_9day	Buy 9 vs 21	Buy 33_Day
2025/01/02	Buy_9day	Buy 9 vs 21	Buy 33_Day
2025/01/03	Buy_9day	Buy 9 vs 21	Buy 33_Day
2025/01/06	Buy_9day	Buy 9 vs 21	Buy 33_Day
2025/01/07	Buy_9day	Buy 9 vs 21	Buy 33_Day
2025/01/08	Sell_9day	Buy 9 vs 21	Buy 33_Day
2025/01/09	Sell_9day	Buy 9 vs 21	Sell 33_Day
2025/01/10	Sell_9day	Buy 9 vs 21	Sell 33_Day
2025/01/13	Sell_9day	Buy 9 vs 21	Sell 33_Day
2025/01/14	Sell_9day	Buy 9 vs 21	Sell 33_Day
2025/01/15	Sell_9day	Sell 9 vs 21	Sell 33_Day
2025/01/16	Sell_9day	Sell 9 vs 21	Sell 33_Day
2025/01/17	Sell_9day	Sell 9 vs 21	Sell 33_Day
2025/01/20	Buy_9day	Sell 9 vs 21	Sell 33_Day
2025/01/21	Sell_9day	Sell 9 vs 21	Sell 33_Day
2025/01/22	Buy_9day	Sell 9 vs 21	Sell 33_Day
2025/01/23	Buy_9day	Sell 9 vs 21	Sell 33_Day
2025/01/24	Buy_9day	Sell 9 vs 21	Buy 33_Day
2025/01/27	Buy_9day	Sell 9 vs 21	Sell 33_Day
2025/01/28	Buy_9day	Sell 9 vs 21	Sell 33_Day
2025/01/29	Buy_9day	Sell 9 vs 21	Buy 33_Day
2025/01/30	Buy_9day	Buy 9 vs 21	Buy 33_Day
2025/01/31	Buy_9day	Buy 9 vs 21	Buy 33_Day
2025/02/03	Buy_9day	Buy 9 vs 21	Buy 33_Day
2025/02/04	Buy_9day	Buy 9 vs 21	Buy 33_Day
2025/02/05	Buy_9day	Buy 9 vs 21	Buy 33_Day
2025/02/06	Buy_9day	Buy 9 vs 21	Buy 33_Day
2025/02/07	Buy_9day	Buy 9 vs 21	Buy 33_Day
2025/02/10	Buy_9day	Buy 9 vs 21	Buy 33_Day
2025/02/11	Buy_9day	Buy 9 vs 21	Buy 33_Day
2025/02/12	Buy_9day	Buy 9 vs 21	Buy 33_Day
2025/02/13	Sell_9day	Buy 9 vs 21	Buy 33_Day
2025/02/14	Sell_9day	Buy 9 vs 21	Buy 33_Day
2025/02/17	Sell_9day	Buy 9 vs 21	Sell 33_Day
2025/02/18	Sell_9day	Buy 9 vs 21	Sell 33_Day



Trade	
(+) : Mom Days	57
(-) : Mom Days	0
Guided : Factor	33 day
324_Buy Guidance	0.0%
324_Sell Guidance	87.3%
Mom_75 (days)	17.5%
9 vs 21 day	0.76%
Price vs 9 day	-5.48%

S  
e  
i  
i

AIR.PAR

Airbus Se

Industrials

Industrial Goods & Services

France

Market Cap : (B)

109 041

BOL.PAR

Boliden

Communication

Industrial Goods & Services

France

Market Cap : (B)

16 567

Plan your enrty levels. Focus on the process not the outcome. Expect further short-term deviation from the trade signal. "Patience"

-2.966										8.829					-2.977	
Date	Price or Relative Price	Short_Term_ Radar	Medium_ Term_Radar	Caterpillar_ %	Wise_ Owl(Rnk)	324_Factor	Factor_324	Defcon _Index	Defcon _Index_Trade	Margin of Safety	75_Day_Mom	Trade_Rating (Guidance)	Trendsum			
2024/12/18	27.604	No Trade	No Trade	78.57%	50	Research	85	100	Research Defon Sell	8.70%	22.68%	A	17			
2024/12/19	27.221	No Trade	No Trade	64.88%	50	Research	85	99	Research Defon Sell	7.19%	20.26%	B	21			
2024/12/20	26.872	No Trade	No Trade	52.38%	0	Absolutely No	0	97	Research Defon Sell	5.80%	17.83%	C	24			
2024/12/23	26.489	Sell_Panda_ST	No Trade	38.54%	0	Absolutely No	0	96	Research Defon Sell	4.27%	14.43%	C	24			
2024/12/27	26.479	Sell_Panda_ST	No Trade	37.88%	0	Absolutely No	0	96	Research Defon Sell	4.20%	14.07%	C	20			
2024/12/30	26.367	Sell_Panda_ST	Sell_Panda_ST	33.67%	0	Absolutely No	0	96	Research Defon Sell	3.73%	15.13%	C	16			
2025/01/02	27.096	No Trade	No Trade	59.32%	50	Research	85	98	Research Defon Sell	6.57%	24.06%	B	13			
2025/01/03	27.224	No Trade	No Trade	63.77%	50	Research	85	99	Research Defon Sell	7.06%	24.21%	B	10			
2025/01/06	27.173	No Trade	No Trade	61.71%	50	Research	85	98	Research Defon Sell	6.84%	23.80%	B	8			
2025/01/07	27.216	No Trade	No Trade	63.18%	50	Research	85	99	Research Defon Sell	7.00%	24.54%	B	8			
2025/01/08	27.271	No Trade	No Trade	65.03%	50	Research	85	99	Research Defon Sell	7.20%	23.23%	B	10			
2025/01/09	26.997	No Trade	No Trade	55.21%	50	Research	85	98	Research Defon Sell	6.12%	24.32%	B	12			
2025/01/10	27.166	No Trade	No Trade	61.13%	50	Research	85	98	Research Defon Sell	6.77%	23.32%	B	13			
2025/01/13	26.800	Sell_Panda_ST	Sell_Panda_ST	47.92%	0	Absolutely No	0	97	Research Defon Sell	5.31%	19.48%	C	14			
2025/01/14	26.963	No Trade	No Trade	53.62%	0	Absolutely No	0	98	Research Defon Sell	5.94%	22.09%	C	10			
2025/01/15	26.663	No Trade	No Trade	42.91%	0	Absolutely No	0	97	Research Defon Sell	4.75%	21.57%	C	5			
2025/01/16	27.150	No Trade	No Trade	60.11%	50	Research	85	98	Research Defon Sell	6.66%	24.98%	B	0			
2025/01/17	27.673	No Trade	No Trade	78.56%	50	Research	85	100	Research Defon Sell	8.70%	26.22%	A	-3			
2025/01/20	27.959	No Trade	No Trade	88.45%	50	Research	85	100	Research Defon Sell	9.80%	30.30%	A	-3			
2025/01/21	28.107	No Trade	No Trade	93.61%	50	Research	85	100	Research Defon Sell	10.37%	31.77%	A	-2			
2025/01/22	28.695	No Trade	No Trade	100.00%	50	Research	85	100	Research Defon Sell	12.67%	33.43%	A	1			
2025/01/23	29.445	No Trade	No Trade	100.00%	50	Research	85	100	Research Defon Sell	15.61%	37.08%	A	5			
2025/01/24	29.829	No Trade	No Trade	100.00%	50	Research	85	100	Research Defon Sell	17.10%	37.67%	A	9			
2025/01/27	29.197	No Trade	No Trade	85.34%	50	Research	85	98	Research Defon Sell	14.59%	36.70%	B	13			
2025/01/28	29.263	No Trade	No Trade	86.80%	50	Research	85	98	Research Defon Sell	14.84%	35.82%	B	15			
2025/01/29	29.155	No Trade	No Trade	84.25%	50	Research	85	98	Research Defon Sell	14.41%	34.49%	B	15			
2025/01/30	28.825	No Trade	No Trade	76.63%	50	Research	85	97	Research Defon Sell	13.10%	28.60%	B	12			
2025/01/31	29.268	No Trade	No Trade	86.74%	50	Research	85	98	Research Defon Sell	14.83%	28.12%	B	9			
2025/02/03	29.431	No Trade	No Trade	90.31%	50	Research	85	99	Research Defon Sell	15.44%	27.58%	B	7			
2025/02/04	28.923	No Trade	No Trade	78.61%	50	Research	85	97	Research Defon Sell	13.44%	25.51%	B	7			
2025/02/05	29.281	No Trade	No Trade	86.75%	50	Research	85	98	Research Defon Sell	14.84%	22.05%	B	6			
2025/02/06	29.586	No Trade	No Trade	93.69%	50	Research	85	99	Research Defon Sell	16.02%	25.29%	A	9			
2025/02/07	29.387	No Trade	No Trade	89.08%	50	Research	85	99	Research Defon Sell	15.23%	24.99%	B	12			
2025/02/10	29.069	No Trade	No Trade	81.63%	50	Research	85	97	Research Defon Sell	13.96%	21.02%	B	15			
2025/02/11	29.158	Sell_Panda_ST	No Trade	83.60%	50	Research	85	98	Research Defon Sell	14.30%	20.82%	B	17			
2025/02/12	29.315	No Trade	No Trade	87.14%	90	Research	170	98	Research Defon Sell	14.90%	22.35%	AAA	15			
2025/02/13	29.307	No Trade	No Trade	86.90%	90	Research	170	98	Research Defon Sell	14.86%	21.21%	AAA	13			
2025/02/14	28.906	No Trade	No Trade	77.65%	75	Research	170	97	Research Defon Sell	13.28%	20.68%	AA	8			
2025/02/17	29.220	No Trade	No Trade	84.69%	75	Research	170	98	Research Defon Sell	14.48%	21.07%	AA	2			
2025/02/18	29.547	No Trade	No Trade	92.13%	75	Research	170	99	Research Defon Sell	15.76%	21.16%	AA	0			





S  
e  
|  
|

CSA.ETR

Accenture

Industrials

Industrial Goods & Services

Germany

Market Cap : (B)

215 700

Follow the " 3day to 5day waiting period " before entering the trade : understand the Graph, Trend and Variables

DIE.BRU

D'leteren Sa

Consumer Discretionary

Industrial Goods & Services

Belgium

Market Cap : (B)

10 870

Plan your enrty levels. Focus on the process not the outcome. Expect further short-term deviation from the trade signal. "Patience"

-2.43922.618-9.274														
Date	Price or Relative Price	Short_Term_ Radar	Medium_ Term_Radar	Caterpillar_ %	Wise_ Owl(Rnk)	324_Factor	Factor_324	Defcon _Index	Defcon _Index_Trade	Margin of Safety	75_Day_Mom	Trade_Rating (Guidance)	Trendsum	
2024/12/18	2.101	No Trade	No Trade	72.46%	50	Research	85	97	Research Defon Sell	18.42%	48.19%	B	1	
2024/12/19	2.180	No Trade	No Trade	89.88%	50	Research	85	100	Research Defon Sell	22.85%	54.14%	A	4	
2024/12/20	2.194	No Trade	No Trade	93.02%	50	Research	85	100	Research Defon Sell	23.65%	61.72%	A	5	
2024/12/23	2.134	No Trade	No Trade	79.34%	50	Research	85	97	Research Defon Sell	20.17%	43.74%	B	6	
2024/12/27	2.116	No Trade	No Trade	75.06%	50	Research	85	96	Research Defon Sell	19.09%	36.12%	B	8	
2024/12/30	2.136	No Trade	No Trade	79.05%	50	Research	85	97	Research Defon Sell	20.10%	34.67%	B	11	
2025/01/02	2.103	Sell_Panda_ST	No Trade	71.41%	50	Research	85	96	Research Defon Sell	18.16%	35.33%	B	12	
2025/01/03	2.146	No Trade	No Trade	80.80%	50	Research	85	98	Research Defon Sell	20.54%	33.75%	B	14	
2025/01/06	2.118	Sell_Panda_ST	No Trade	74.34%	50	Research	85	97	Research Defon Sell	18.90%	36.17%	B	15	
2025/01/07	2.206	No Trade	No Trade	93.70%	50	Research	85	100	Research Defon Sell	23.82%	43.90%	A	13	
2025/01/08	2.223	No Trade	No Trade	97.33%	50	Research	85	100	Research Defon Sell	24.75%	44.10%	A	12	
2025/01/09	2.246	No Trade	No Trade	100.00%	50	Research	85	100	Research Defon Sell	26.04%	42.58%	A	14	
2025/01/10	2.218	No Trade	No Trade	93.87%	50	Research	85	99	Research Defon Sell	24.45%	37.73%	B	15	
2025/01/13	2.218	No Trade	No Trade	93.51%	50	Research	85	99	Research Defon Sell	24.35%	40.20%	B	17	
2025/01/14	2.186	No Trade	No Trade	86.46%	50	Research	85	97	Research Defon Sell	22.52%	39.05%	B	20	
2025/01/15	2.186	No Trade	No Trade	86.41%	50	Research	85	97	Research Defon Sell	22.50%	36.41%	B	21	
2025/01/16	2.175	Sell_Panda_ST	No Trade	84.02%	75	Research	170	97	Research Defon Sell	21.88%	35.38%	AA	20	
2025/01/17	2.198	Sell_Panda_ST	No Trade	88.76%	90	Research	170	98	Research Defon Sell	23.11%	33.05%	AAA	17	
2025/01/20	2.176	Sell_Panda_ST	No Trade	83.82%	75	Research	170	97	Research Defon Sell	21.83%	33.34%	AA	14	
2025/01/21	2.166	No Trade	No Trade	81.48%	75	Research	170	96	Research Defon Sell	21.22%	28.04%	AA	8	
2025/01/22	2.175	No Trade	No Trade	83.40%	75	Research	170	97	Research Defon Sell	21.72%	26.10%	AA	2	
2025/01/23	2.203	No Trade	No Trade	89.22%	75	Research	170	98	Research Defon Sell	23.23%	29.00%	AA	-2	
2025/01/24	2.216	No Trade	No Trade	91.97%	75	Research	170	99	Research Defon Sell	23.95%	30.08%	AA	-2	
2025/01/27	2.233	No Trade	No Trade	95.24%	75	Research	170	99	Research Defon Sell	24.80%	28.94%	AA	0	
2025/01/28	2.258	No Trade	No Trade	100.00%	75	Research	170	100	Research Defon Sell	26.20%	30.68%	AA	4	
2025/01/29	2.251	No Trade	No Trade	98.37%	75	Research	170	100	Research Defon Sell	25.77%	31.73%	AA	8	
2025/01/30	2.250	No Trade	No Trade	97.97%	75	Research	170	100	Research Defon Sell	25.67%	31.86%	AA	9	
2025/01/31	2.282	No Trade	No Trade	100.00%	75	Research	170	100	Research Defon Sell	27.43%	34.36%	AA	10	
2025/02/03	2.303	No Trade	No Trade	100.00%	90	Research	170	100	Research Defon Sell	28.56%	33.27%	AAA	11	
2025/02/04	2.337	No Trade	No Trade	100.00%	90	Research	170	100	Research Defon Sell	30.38%	35.18%	AAA	13	
2025/02/05	2.291	No Trade	No Trade	91.55%	90	Research	170	98	Research Defon Sell	27.82%	29.83%	AAA	15	
2025/02/06	2.253	No Trade	No Trade	84.41%	75	Research	170	96	Research Defon Sell	25.65%	27.49%	AA	15	
2025/02/07	2.354	No Trade	No Trade	100.00%	90	Research	170	100	Research Defon Sell	31.26%	31.94%	AAA	17	
2025/02/10	2.366	No Trade	No Trade	100.00%	90	Research	170	100	Research Defon Sell	31.87%	32.53%	AAA	19	
2025/02/11	2.341	No Trade	No Trade	95.48%	90	Research	170	99	Research Defon Sell	30.43%	28.75%	AAA	22	
2025/02/12	2.341	No Trade	No Trade	95.35%	90	Research	170	99	Research Defon Sell	30.39%	30.93%	AAA	23	
2025/02/13	2.325	No Trade	No Trade	92.53%	90	Research	170	98	Research Defon Sell	29.49%	32.74%	AAA	23	
2025/02/14	2.289	Sell_Panda_ST	No Trade	86.09%	90	Research	170	97	Research Defon Sell	27.43%	31.52%	AA	21	
2025/02/17	2.287	Sell_Panda_ST	No Trade	85.63%	90	Research	170	97	Research Defon Sell	27.29%	30.41%	AA	18	
2025/02/18	2.294	Sell_Panda_ST	No Trade	86.71%	90	Research	170	97	Research Defon Sell	27.63%	35.81%	AA	14	



S  
e  
l  
l

DTE.ETR

Deutsche Telekom N Ag

Communication

Telecommunication

Germany

Market Cap : (B)144 270

TEF.MAD

Telefonica S.A

Communication

Telecommunication

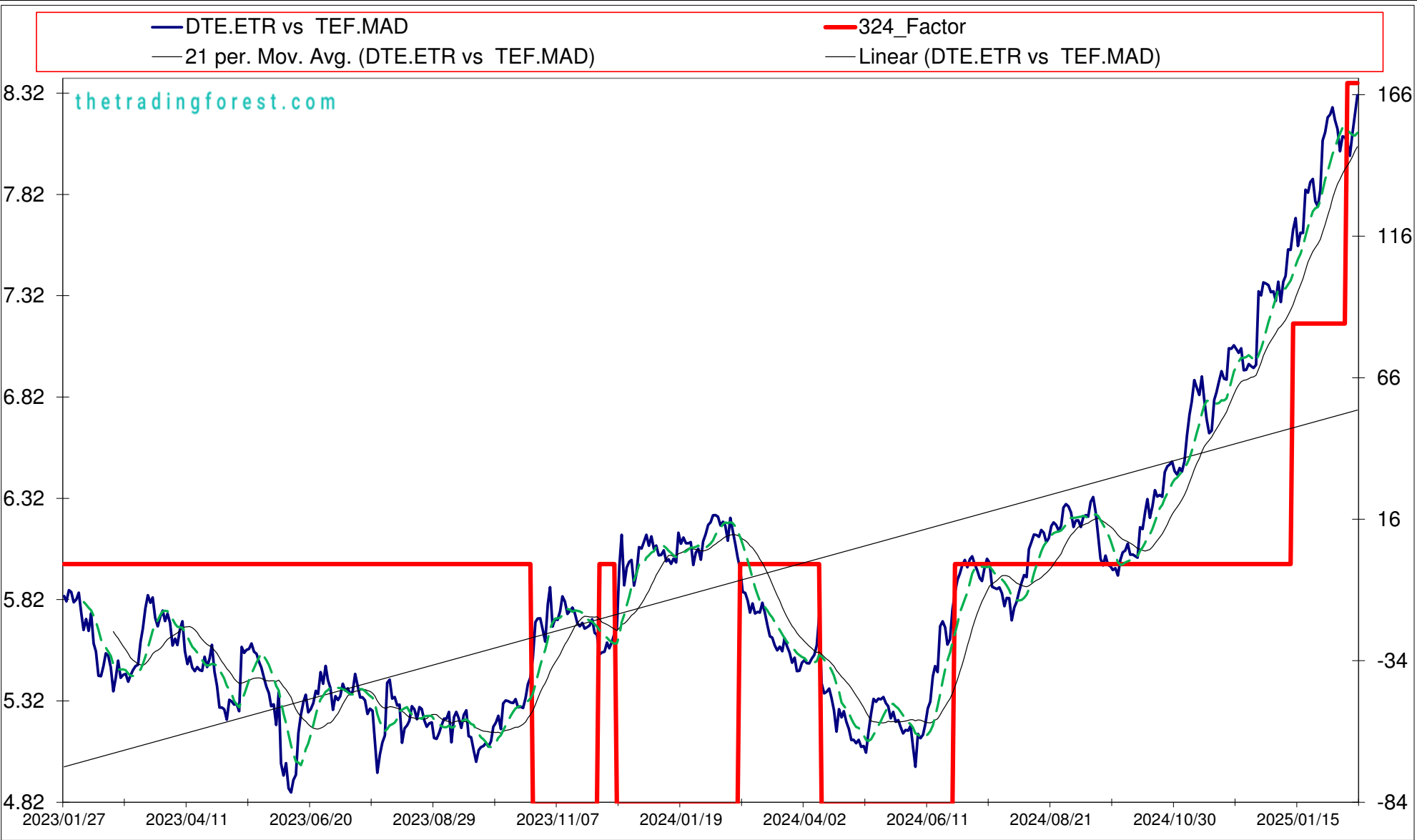
Spain

Market Cap : (B)24 241

Follow the " 3day to 5day waiting period " before entering the trade : understand the Graph, Trend and Variables

Plan your enrty levels. Focus on the process not the outcome. Expect further short-term deviation from the trade signal. "Patience"

-2.27461.149-26.886														
Date	Price or Relative Price	Short_Term_ Radar	Medium_ Term_Radar	Caterpillar_ %	Wise_ Owl(Rnk)	324_Factor	Factor_324	Defcon _Index	Defcon _Index_Trade	Margin of Safety	75_Day_Mom	Trade_Rating (Guidance)	Trendsum	
2024/12/18	7.319	No Trade	No Trade	44.04%	0	Absolutely No	0	100	Research Defon Sell	6.43%	17.88%	C	10	
2024/12/19	7.384	No Trade	No Trade	50.03%	0	Absolutely No	0	100	Research Defon Sell	7.31%	19.55%	C	12	
2024/12/20	7.378	No Trade	No Trade	49.00%	0	Absolutely No	0	100	Research Defon Sell	7.16%	18.50%	C	14	
2024/12/23	7.370	No Trade	No Trade	46.95%	0	Absolutely No	0	100	Research Defon Sell	6.86%	18.21%	C	15	
2024/12/27	7.335	No Trade	No Trade	41.72%	0	Absolutely No	0	99	Research Defon Sell	6.10%	17.80%	C	17	
2024/12/30	7.340	No Trade	No Trade	40.88%	0	Absolutely No	0	99	Research Defon Sell	5.97%	16.49%	C	16	
2025/01/02	7.292	No Trade	No Trade	34.91%	0	Absolutely No	0	99	Research Defon Sell	5.10%	15.30%	C	15	
2025/01/03	7.387	No Trade	No Trade	43.81%	0	Absolutely No	0	100	Research Defon Sell	6.40%	18.23%	C	15	
2025/01/06	7.287	Sell_Panda_ST	No Trade	32.66%	0	Absolutely No	0	99	Research Defon Sell	4.77%	18.87%	C	16	
2025/01/07	7.387	No Trade	No Trade	42.14%	0	Absolutely No	0	100	Research Defon Sell	6.16%	22.71%	C	14	
2025/01/08	7.415	No Trade	No Trade	44.46%	0	Absolutely No	0	100	Research Defon Sell	6.50%	23.86%	C	13	
2025/01/09	7.546	No Trade	No Trade	56.88%	0	Absolutely No	0	100	Research Defon Sell	8.31%	25.03%	C	13	
2025/01/10	7.544	No Trade	No Trade	56.21%	0	Absolutely No	0	100	Research Defon Sell	8.21%	25.97%	C	14	
2025/01/13	7.645	No Trade	No Trade	64.81%	50	Research	85	100	Research Defon Sell	9.47%	27.77%	A	16	
2025/01/14	7.701	No Trade	No Trade	69.85%	50	Research	85	100	Research Defon Sell	10.21%	29.11%	A	18	
2025/01/15	7.564	No Trade	No Trade	56.00%	50	Research	85	98	Research Defon Sell	8.18%	26.62%	B	20	
2025/01/16	7.628	No Trade	No Trade	61.90%	50	Research	85	99	Research Defon Sell	9.04%	28.50%	A	20	
2025/01/17	7.627	No Trade	No Trade	61.35%	50	Research	85	99	Research Defon Sell	8.96%	26.81%	A	19	
2025/01/20	7.840	No Trade	No Trade	80.86%	50	Research	85	100	Research Defon Sell	11.81%	29.58%	A	21	
2025/01/21	7.826	No Trade	No Trade	79.01%	50	Research	85	100	Research Defon Sell	11.54%	29.15%	A	23	
2025/01/22	7.878	No Trade	No Trade	83.66%	50	Research	85	100	Research Defon Sell	12.22%	29.28%	A	26	
2025/01/23	7.894	No Trade	No Trade	84.70%	50	Research	85	100	Research Defon Sell	12.37%	30.69%	A	29	
2025/01/24	7.784	No Trade	No Trade	73.54%	50	Research	85	99	Research Defon Sell	10.74%	28.84%	B	31	
2025/01/27	7.758	No Trade	No Trade	69.73%	50	Research	85	98	Research Defon Sell	10.19%	28.60%	B	31	
2025/01/28	7.839	No Trade	No Trade	77.19%	50	Research	85	99	Research Defon Sell	11.28%	30.12%	A	30	
2025/01/29	8.084	No Trade	No Trade	100.00%	60	Research	85	100	Research Defon Sell	14.68%	30.91%	A	31	
2025/01/30	8.124	No Trade	No Trade	100.00%	60	Research	85	100	Research Defon Sell	15.18%	31.76%	A	32	
2025/01/31	8.198	No Trade	No Trade	100.00%	60	Research	85	100	Research Defon Sell	16.17%	31.18%	A	31	
2025/02/03	8.213	No Trade	No Trade	100.00%	60	Research	85	100	Research Defon Sell	16.17%	30.07%	A	31	
2025/02/04	8.247	No Trade	No Trade	100.00%	60	Research	85	100	Research Defon Sell	16.59%	32.57%	A	31	
2025/02/05	8.185	No Trade	No Trade	94.27%	60	Research	85	99	Research Defon Sell	15.64%	30.38%	A	32	
2025/02/06	8.140	No Trade	No Trade	90.08%	60	Research	85	99	Research Defon Sell	14.94%	28.02%	B	32	
2025/02/07	8.030	No Trade	No Trade	80.34%	50	Research	85	97	Research Defon Sell	13.33%	26.92%	B	33	
2025/02/10	8.104	Sell_Panda_ST	No Trade	85.42%	50	Research	85	98	Research Defon Sell	14.17%	27.95%	B	30	
2025/02/11	8.100	Sell_Panda_ST	No Trade	84.71%	50	Research	85	98	Research Defon Sell	14.05%	28.07%	B	26	
2025/02/12	8.074	Sell_Panda_ST	No Trade	82.08%	90	Research	170	98	Research Defon Sell	13.62%	25.24%	AAA	22	
2025/02/13	8.009	Sell_Panda_ST	No Trade	76.14%	75	Research	170	97	Research Defon Sell	12.63%	23.67%	AA	17	
2025/02/14	8.117	No Trade	No Trade	84.93%	75	Research	170	98	Research Defon Sell	14.09%	25.18%	AA	13	
2025/02/17	8.212	No Trade	No Trade	91.77%	75	Research	170	100	Research Defon Sell	15.22%	26.35%	AA	10	
2025/02/18	8.308	No Trade	No Trade	99.53%	75	Research	170	100	Research Defon Sell	16.51%	28.78%	AA	8	



Date	9 day	9 vs 21 day	33 day
2024/12/30	Buy_9day	Buy 9 vs 21	Buy 33_Day
2025/01/02	Sell_9day	Buy 9 vs 21	Buy 33_Day
2025/01/03	Buy_9day	Buy 9 vs 21	Buy 33_Day
2025/01/06	Sell_9day	Buy 9 vs 21	Buy 33_Day
2025/01/07	Buy_9day	Buy 9 vs 21	Buy 33_Day
2025/01/08	Buy_9day	Buy 9 vs 21	Buy 33_Day
2025/01/09	Buy_9day	Buy 9 vs 21	Buy 33_Day
2025/01/10	Buy_9day	Buy 9 vs 21	Buy 33_Day
2025/01/13	Buy_9day	Buy 9 vs 21	Buy 33_Day
2025/01/14	Buy_9day	Buy 9 vs 21	Buy 33_Day
2025/01/15	Buy_9day	Buy 9 vs 21	Buy 33_Day
2025/01/16	Buy_9day	Buy 9 vs 21	Buy 33_Day
2025/01/17	Buy_9day	Buy 9 vs 21	Buy 33_Day
2025/01/20	Buy_9day	Buy 9 vs 21	Buy 33_Day
2025/01/21	Buy_9day	Buy 9 vs 21	Buy 33_Day
2025/01/22	Buy_9day	Buy 9 vs 21	Buy 33_Day
2025/01/23	Buy_9day	Buy 9 vs 21	Buy 33_Day
2025/01/24	Buy_9day	Buy 9 vs 21	Buy 33_Day
2025/01/27	Buy_9day	Buy 9 vs 21	Buy 33_Day
2025/01/28	Buy_9day	Buy 9 vs 21	Buy 33_Day
2025/01/29	Buy_9day	Buy 9 vs 21	Buy 33_Day
2025/01/30	Buy_9day	Buy 9 vs 21	Buy 33_Day
2025/01/31	Buy_9day	Buy 9 vs 21	Buy 33_Day
2025/02/03	Buy_9day	Buy 9 vs 21	Buy 33_Day
2025/02/04	Buy_9day	Buy 9 vs 21	Buy 33_Day
2025/02/05	Buy_9day	Buy 9 vs 21	Buy 33_Day
2025/02/06	Buy_9day	Buy 9 vs 21	Buy 33_Day
2025/02/07	Sell_9day	Buy 9 vs 21	Buy 33_Day
2025/02/10	Sell_9day	Buy 9 vs 21	Buy 33_Day
2025/02/11	Sell_9day	Buy 9 vs 21	Buy 33_Day
2025/02/12	Sell_9day	Buy 9 vs 21	Buy 33_Day
2025/02/13	Sell_9day	Buy 9 vs 21	Buy 33_Day
2025/02/14	Buy_9day	Buy 9 vs 21	Buy 33_Day
2025/02/17	Buy_9day	Buy 9 vs 21	Buy 33_Day
2025/02/18	Buy_9day	Buy 9 vs 21	Buy 33_Day

Strategy Universe

Euro\_Communication\_Pairs

Ascendant guidance

Research

Strategy\_Open Date

2025/02/14

Caterpillar Guidance

Trade

DTE.ETR

21 per. Mov. Avg. (DTE.ETR)

Linear (DTE.ETR)

TEF.MAD

21 per. Mov. Avg. (TEF.MAD)

Linear (TEF.MAD)

(+) : Mom Days

89

(-) : Mom Days

0

Guided : Factor

66 day

324\_Buy Guidance

0.0%

324\_Sell Guidance

100.0%

Mom\_75 (days)

28.8%

9 vs 21 day

0.85%

Price vs 9 day

2.30%



S  
e  
l  
l

G.MTA

Generali S.P.A.

Financials

Life Insurance

Italy

Follow the " 3day to 5day waiting period " before entering the trade : understand the Graph, Trend and Variables

Market Cap : (B)

41 302

TEF.MAD

Telefonica S.A

Communication

Telecommunication

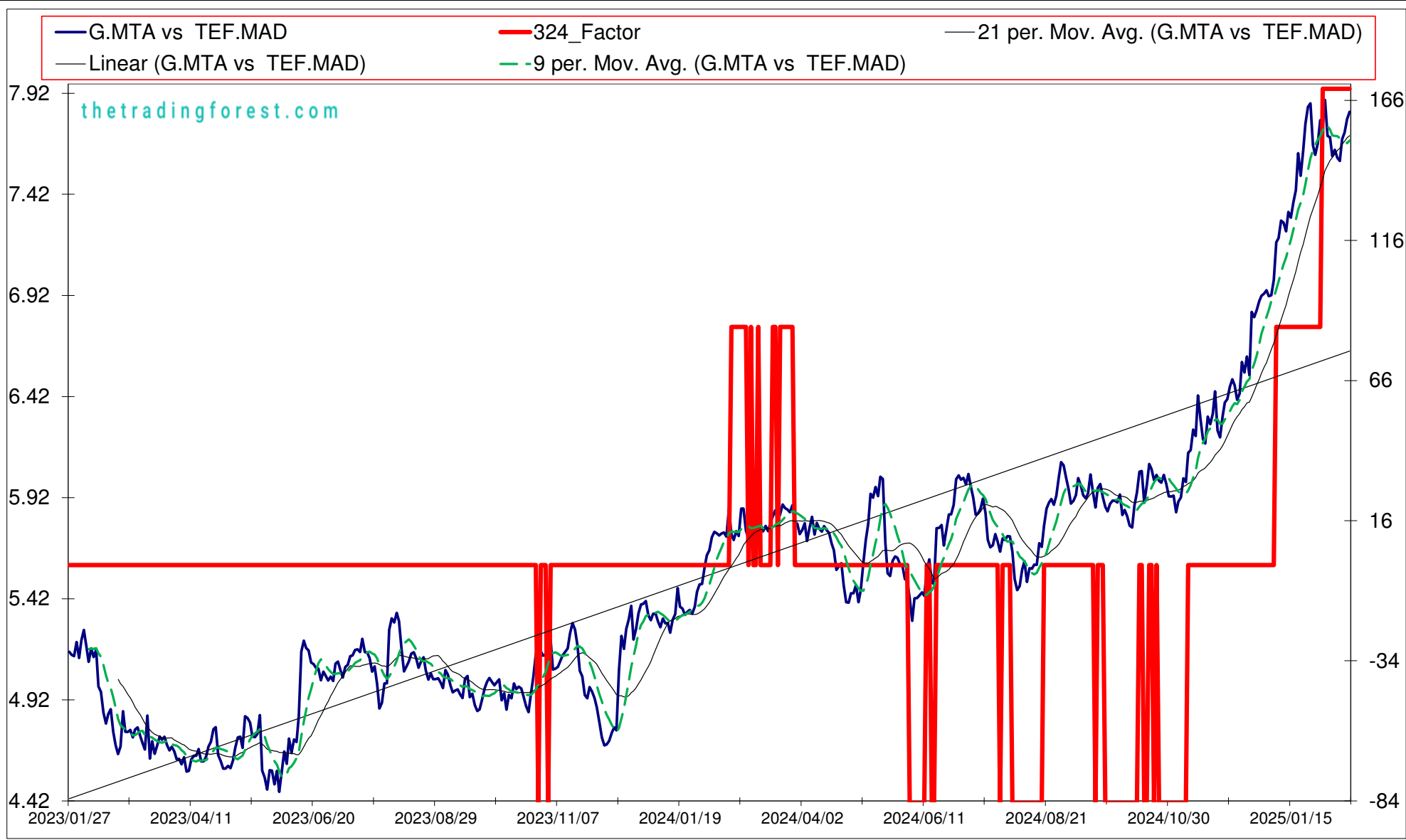
Spain

Plan your enrty levels. Focus on the process not the outcome. Expect further short-term deviation from the trade signal. "Patience"

Market Cap : (B)

24 241

-2.270														66.205		-29.165	
Date	Price or Relative Price	Short_Term_ Radar	Medium_ Term_Radar	Caterpillar_ %	Wise_ Owl(Rnk)	324_Factor	Factor_324	Defcon _Index	Defcon _Index_Trade	Margin of Safety	75_Day_Mom	Trade_Rating (Guidance)	Trendsum				
2024/12/18	6.810	No Trade	No Trade	27.21%	0	Absolutely No	0	100	Research Defon Sell	2.51%	15.40%	C	27				
2024/12/19	6.845	No Trade	No Trade	32.19%	0	Absolutely No	0	100	Research Defon Sell	2.97%	15.45%	C	27				
2024/12/20	6.889	No Trade	No Trade	38.62%	0	Absolutely No	0	100	Research Defon Sell	3.56%	14.54%	C	29				
2024/12/23	6.915	No Trade	No Trade	40.81%	30	Absolutely No	0	100	Research Defon Sell	3.76%	15.66%	C	32				
2024/12/27	6.926	No Trade	No Trade	39.78%	30	Absolutely No	0	100	Research Defon Sell	3.66%	16.81%	C	35				
2024/12/30	6.942	No Trade	No Trade	40.28%	30	Absolutely No	0	100	Research Defon Sell	3.71%	17.40%	C	36				
2025/01/02	6.914	No Trade	No Trade	33.54%	30	Absolutely No	0	100	Research Defon Sell	3.09%	16.44%	C	37				
2025/01/03	6.918	No Trade	No Trade	33.59%	30	Absolutely No	0	100	Research Defon Sell	3.09%	14.69%	C	36				
2025/01/06	6.993	No Trade	No Trade	43.62%	30	Absolutely No	0	100	Research Defon Sell	4.02%	17.67%	C	38				
2025/01/07	7.181	No Trade	No Trade	73.14%	50	Research	85	100	Research Defon Sell	6.74%	22.35%	A	40				
2025/01/08	7.201	No Trade	No Trade	75.66%	50	Research	85	100	Research Defon Sell	6.97%	20.70%	A	40				
2025/01/09	7.288	No Trade	No Trade	89.00%	60	Research	85	100	Research Defon Sell	8.20%	21.79%	A	40				
2025/01/10	7.277	No Trade	No Trade	86.48%	60	Research	85	100	Research Defon Sell	7.97%	22.92%	A	41				
2025/01/13	7.235	No Trade	No Trade	77.57%	50	Research	85	99	Research Defon Sell	7.15%	23.20%	A	41				
2025/01/14	7.330	No Trade	No Trade	92.13%	60	Research	85	100	Research Defon Sell	8.49%	25.32%	A	43				
2025/01/15	7.302	No Trade	No Trade	86.85%	60	Research	85	100	Research Defon Sell	8.00%	24.03%	A	43				
2025/01/16	7.378	No Trade	No Trade	98.36%	60	Research	85	100	Research Defon Sell	9.06%	25.00%	A	45				
2025/01/17	7.438	No Trade	No Trade	100.00%	60	Research	85	100	Research Defon Sell	9.88%	26.01%	A	46				
2025/01/20	7.620	No Trade	No Trade	100.00%	60	Research	85	100	Research Defon Sell	12.37%	29.30%	A	46				
2025/01/21	7.510	No Trade	No Trade	86.24%	60	Research	85	99	Research Defon Sell	10.67%	26.57%	B	46				
2025/01/22	7.632	No Trade	No Trade	100.00%	60	Research	85	100	Research Defon Sell	12.40%	30.86%	A	46				
2025/01/23	7.767	No Trade	No Trade	100.00%	60	Research	85	100	Research Defon Sell	14.32%	32.63%	A	46				
2025/01/24	7.850	No Trade	No Trade	100.00%	60	Research	85	100	Research Defon Sell	15.46%	34.73%	A	48				
2025/01/27	7.867	No Trade	No Trade	100.00%	60	Research	85	100	Research Defon Sell	15.51%	36.15%	A	48				
2025/01/28	7.660	No Trade	No Trade	79.97%	50	Research	85	97	Research Defon Sell	12.40%	32.77%	B	49				
2025/01/29	7.613	No Trade	No Trade	75.01%	50	Research	85	97	Research Defon Sell	11.63%	29.49%	B	47				
2025/01/30	7.668	Sell_Panda_ST	No Trade	79.76%	50	Research	85	97	Research Defon Sell	12.37%	29.02%	B	45				
2025/01/31	7.784	No Trade	No Trade	90.31%	60	Research	85	99	Research Defon Sell	14.01%	28.76%	B	41				
2025/02/03	7.758	No Trade	No Trade	86.52%	100	Research	170	99	Research Defon Sell	13.42%	28.25%	AAA	37				
2025/02/04	7.885	No Trade	No Trade	98.00%	100	Research	170	100	Research Defon Sell	15.20%	33.81%	AAA	35				
2025/02/05	7.707	No Trade	No Trade	80.80%	90	Research	170	98	Research Defon Sell	12.53%	28.93%	AAA	35				
2025/02/06	7.700	No Trade	No Trade	79.69%	90	Research	170	98	Research Defon Sell	12.36%	26.57%	AAA	33				
2025/02/07	7.606	Sell_Panda_ST	No Trade	70.44%	75	Research	170	96	Research Defon Sell	10.93%	25.53%	AA	29				
2025/02/10	7.637	Sell_Panda_ST	No Trade	72.06%	75	Research	170	97	Research Defon Sell	11.18%	27.20%	AA	23				
2025/02/11	7.599	Sell_Panda_ST	Sell_Panda_ST	68.00%	75	Research	170	96	Research Defon Sell	10.55%	26.01%	AA	19				
2025/02/12	7.583	Sell_Panda_ST	Sell_Panda_ST	66.11%	75	Research	170	96	Research Defon Sell	10.25%	26.36%	AA	15				
2025/02/13	7.690	No Trade	No Trade	75.68%	75	Research	170	98	Research Defon Sell	11.74%	28.35%	AA	12				
2025/02/14	7.723	No Trade	No Trade	78.35%	75	Research	170	98	Research Defon Sell	12.15%	28.09%	AA	7				
2025/02/17	7.790	No Trade	No Trade	83.27%	75	Research	170	99	Research Defon Sell	12.91%	30.15%	AA	5				
2025/02/18	7.826	No Trade	No Trade	86.21%	75	Research	170	99	Research Defon Sell	13.37%	32.10%	AA	3				



Date	9 day	9 vs 21 day	33 day
2024/12/30	Buy_9day	Buy 9 vs 21	Buy 33_Day
2025/01/02	Buy_9day	Buy 9 vs 21	Buy 33_Day
2025/01/03	Buy_9day	Buy 9 vs 21	Buy 33_Day
2025/01/06	Buy_9day	Buy 9 vs 21	Buy 33_Day
2025/01/07	Buy_9day	Buy 9 vs 21	Buy 33_Day
2025/01/08	Buy_9day	Buy 9 vs 21	Buy 33_Day
2025/01/09	Buy_9day	Buy 9 vs 21	Buy 33_Day
2025/01/10	Buy_9day	Buy 9 vs 21	Buy 33_Day
2025/01/13	Buy_9day	Buy 9 vs 21	Buy 33_Day
2025/01/14	Buy_9day	Buy 9 vs 21	Buy 33_Day
2025/01/15	Buy_9day	Buy 9 vs 21	Buy 33_Day
2025/01/16	Buy_9day	Buy 9 vs 21	Buy 33_Day
2025/01/17	Buy_9day	Buy 9 vs 21	Buy 33_Day
2025/01/20	Buy_9day	Buy 9 vs 21	Buy 33_Day
2025/01/21	Buy_9day	Buy 9 vs 21	Buy 33_Day
2025/01/22	Buy_9day	Buy 9 vs 21	Buy 33_Day
2025/01/23	Buy_9day	Buy 9 vs 21	Buy 33_Day
2025/01/24	Buy_9day	Buy 9 vs 21	Buy 33_Day
2025/01/27	Buy_9day	Buy 9 vs 21	Buy 33_Day
2025/01/28	Buy_9day	Buy 9 vs 21	Buy 33_Day
2025/01/29	Sell_9day	Buy 9 vs 21	Buy 33_Day
2025/01/30	Sell_9day	Buy 9 vs 21	Buy 33_Day
2025/01/31	Buy_9day	Buy 9 vs 21	Buy 33_Day
2025/02/03	Buy_9day	Buy 9 vs 21	Buy 33_Day
2025/02/04	Buy_9day	Buy 9 vs 21	Buy 33_Day
2025/02/05	Sell_9day	Buy 9 vs 21	Buy 33_Day
2025/02/06	Sell_9day	Buy 9 vs 21	Buy 33_Day
2025/02/07	Sell_9day	Buy 9 vs 21	Buy 33_Day
2025/02/10	Sell_9day	Buy 9 vs 21	Buy 33_Day
2025/02/11	Sell_9day	Buy 9 vs 21	Buy 33_Day
2025/02/12	Sell_9day	Buy 9 vs 21	Buy 33_Day
2025/02/13	Buy_9day	Buy 9 vs 21	Buy 33_Day
2025/02/14	Buy_9day	Buy 9 vs 21	Buy 33_Day
2025/02/17	Buy_9day	Sell 9 vs 21	Buy 33_Day
2025/02/18	Buy_9day	Sell 9 vs 21	Buy 33_Day

Strategy Universe

Euro\_Europe\_STOXX50\_Pairs

Ascendant guidance

Research

Strategy\_Open Date

2025/02/14

Caterpillar Guidance

Trade

G.MTA

21 per. Mov. Avg. (G.MTA)

Linear (G.MTA)

TEF.MAD

21 per. Mov. Avg. (TEF.MAD)

Linear (TEF.MAD)

(+) : Mom Days

71

(-) : Mom Days

0

Guided : Factor

66 day

324\_Buy Guidance

0.0%

324\_Sell Guidance

99.3%

Mom\_75 (days)

32.1%

9 vs 21 day

-0.31%

Price vs 9 day

1.85%

S  
e  
l  
l

CFR.SWX

Compagnie Financiere Richemont Sa

Consumer Discretionary

Personal & Household Goods

Switzerland

Market Cap : (B)

63 613

HLN.LSE

Haleon Plc

Consumer Staples

Personal & Household Goods

United Kingdom

Market Cap : (B)

34 430

Follow the " 3day to 5day waiting period " before entering the trade : understand the Graph, Trend and Variables

Plan your enrtly levels. Focus on the process not the outcome. Expect further short-term deviation from the trade signal. "Patience"

-0.988														-2.070		2.095	
Date	Price or Relative Price	Short_Term_ Radar	Medium_ Term_Radar	Caterpillar_ %	Wise_ Owl(Rnk)	324_Factor	Factor_324	Defcon _Index	Defcon _Index_Trade	Margin of Safety	75_Day_Mom	Trade_Rating (Guidance)	Trendsum				
2024/12/18	0.357	No Trade	No Trade	26.02%	0	Research	-85	78	Absolutely no Trade	-6.35%	12.69%	C	10				
2024/12/19	0.354	No Trade	No Trade	28.90%	0	Research	-85	77	Absolutely no Trade	-7.06%	15.35%	C	10				
2024/12/20	0.354	No Trade	No Trade	29.53%	0	Research	-85	77	Absolutely no Trade	-7.21%	16.08%	C	8				
2024/12/23	0.358	No Trade	No Trade	25.34%	0	Research	-85	78	Absolutely no Trade	-6.19%	18.74%	C	9				
2024/12/27	0.363	No Trade	No Trade	19.74%	0	Absolutely No	0	79	Absolutely no Trade	-4.82%	20.67%	C	9				
2024/12/30	0.369	No Trade	No Trade	13.45%	0	Absolutely No	0	80	Research Defon Sell	-3.28%	19.65%	C	10				
2025/01/02	0.364	No Trade	No Trade	18.34%	0	Absolutely No	0	79	Research Defon Sell	-4.48%	18.76%	C	12				
2025/01/03	0.355	No Trade	No Trade	27.98%	0	Absolutely No	0	77	Absolutely no Trade	-6.83%	17.71%	C	12				
2025/01/06	0.369	No Trade	No Trade	13.06%	0	Absolutely No	0	80	Research Defon Sell	-3.19%	22.21%	C	14				
2025/01/07	0.374	No Trade	No Trade	7.89%	0	Absolutely No	0	81	Research Defon Sell	-1.93%	25.68%	C	17				
2025/01/08	0.370	No Trade	No Trade	12.27%	0	Absolutely No	0	80	Research Defon Sell	-3.00%	22.44%	C	21				
2025/01/09	0.364	No Trade	No Trade	17.85%	0	Absolutely No	0	79	Research Defon Sell	-4.36%	23.89%	C	22				
2025/01/10	0.373	No Trade	No Trade	9.08%	0	Absolutely No	0	81	Research Defon Sell	-2.22%	29.12%	C	22				
2025/01/13	0.376	No Trade	No Trade	5.40%	0	Absolutely No	0	82	Research Defon Sell	-1.32%	24.44%	C	23				
2025/01/14	0.382	No Trade	No Trade	1.10%	0	Absolutely No	0	83	Research Defon Sell	0.23%	23.67%	C	24				
2025/01/15	0.379	No Trade	No Trade	2.30%	0	Absolutely No	0	83	Research Defon Sell	-0.56%	12.70%	C	25				
2025/01/16	0.438	No Trade	No Trade	70.59%	50	Research	85	93	Research Defon Sell	14.86%	28.91%	B	28				
2025/01/17	0.439	No Trade	No Trade	71.85%	50	Research	85	93	Research Defon Sell	15.13%	28.81%	B	30				
2025/01/20	0.439	No Trade	No Trade	72.73%	50	Research	85	93	Research Defon Sell	15.32%	32.68%	B	31				
2025/01/21	0.452	No Trade	No Trade	88.46%	60	Research	85	95	Research Defon Sell	18.63%	32.30%	B	32				
2025/01/22	0.453	No Trade	No Trade	89.80%	60	Research	85	95	Research Defon Sell	18.91%	34.31%	B	34				
2025/01/23	0.454	No Trade	No Trade	90.54%	60	Research	85	96	Research Defon Sell	19.06%	34.02%	B	37				
2025/01/24	0.462	No Trade	No Trade	100.00%	60	Research	85	97	Research Defon Sell	21.29%	30.48%	B	39				
2025/01/27	0.459	No Trade	No Trade	96.85%	60	Research	85	96	Research Defon Sell	20.62%	34.08%	B	40				
2025/01/28	0.456	No Trade	No Trade	92.47%	60	Research	85	96	Research Defon Sell	19.68%	31.16%	B	40				
2025/01/29	0.467	No Trade	No Trade	100.00%	60	Research	85	97	Research Defon Sell	22.56%	36.04%	B	41				
2025/01/30	0.472	No Trade	No Trade	100.00%	60	Research	85	98	Research Defon Sell	23.78%	36.58%	B	42				
2025/01/31	0.473	No Trade	No Trade	100.00%	60	Research	85	98	Research Defon Sell	24.08%	38.05%	B	43				
2025/02/03	0.468	No Trade	No Trade	94.74%	60	Research	85	97	Research Defon Sell	22.81%	39.44%	B	43				
2025/02/04	0.472	No Trade	No Trade	99.50%	60	Research	85	98	Research Defon Sell	23.96%	43.40%	B	43				
2025/02/05	0.470	No Trade	No Trade	96.74%	60	Research	85	97	Research Defon Sell	23.30%	42.89%	B	42				
2025/02/06	0.468	No Trade	No Trade	94.98%	60	Research	85	97	Research Defon Sell	22.87%	40.16%	B	40				
2025/02/07	0.461	Sell_Panda_ST	No Trade	87.65%	60	Research	85	96	Research Defon Sell	21.11%	37.74%	B	36				
2025/02/10	0.454	Sell_Panda_ST	No Trade	80.08%	50	Research	85	94	Research Defon Sell	19.28%	34.59%	B	31				
2025/02/11	0.459	Sell_Panda_ST	No Trade	84.68%	50	Research	85	95	Research Defon Sell	20.39%	36.95%	B	25				
2025/02/12	0.462	Sell_Panda_ST	No Trade	88.89%	90	Research	170	96	Research Defon Sell	21.41%	35.02%	AA	20				
2025/02/13	0.470	No Trade	No Trade	97.07%	90	Research	170	97	Research Defon Sell	23.37%	37.02%	AAA	17				
2025/02/14	0.476	No Trade	No Trade	100.00%	90	Research	170	98	Research Defon Sell	25.04%	40.15%	AAA	15				
2025/02/17	0.464	No Trade	No Trade	87.47%	90	Research	170	96	Research Defon Sell	21.90%	35.24%	AA	16				
2025/02/18	0.462	No Trade	No Trade	84.89%	75	Research	170	95	Research Defon Sell	21.26%	36.03%	AA	16				





S  
e  
l  
l

CFR.SWX

Compagnie Financiere Richemont Sa

Consumer Discretionary

Personal & Household Goods

Switzerland

Market Cap : (B)

63 613

ULVR.LSE

Unilever Plc

Consumer Staples

Personal & Household Goods

United Kingdom

Market Cap : (B)

116 153

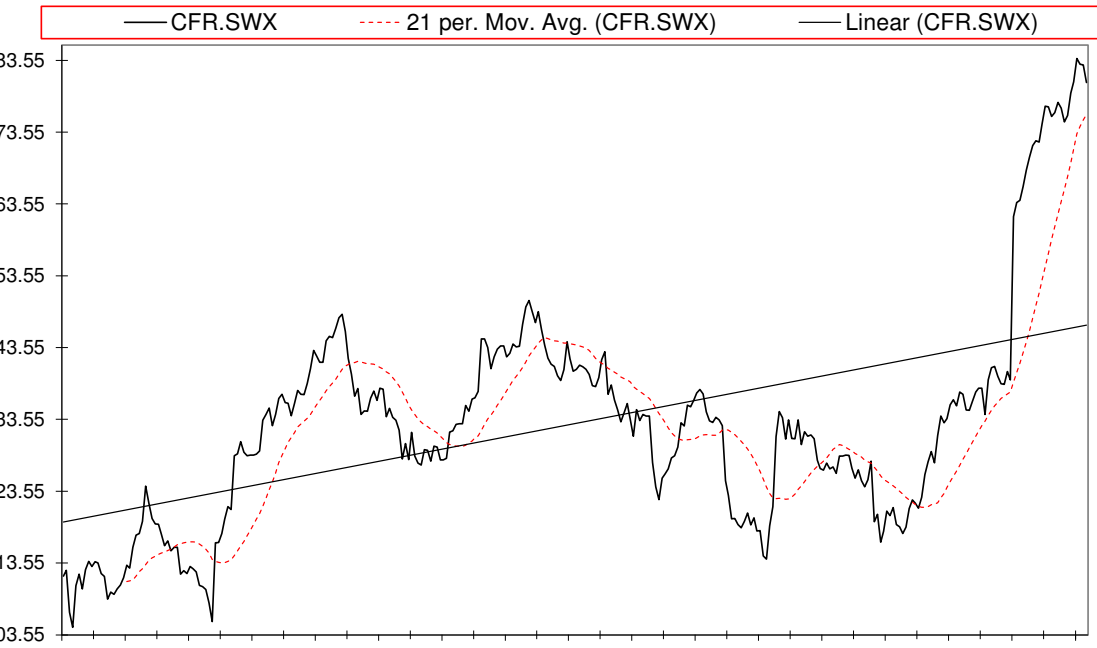

Follow the " 3day to 5day waiting period " before entering the trade : understand the Graph, Trend and Variables

Plan your enrty levels. Focus on the process not the outcome. Expect further short-term deviation from the trade signal. "Patience"

-1.879										-14.9767.971				
Date	Price or Relative Price	Short_Term_ Radar	Medium_ Term_Radar	Caterpillar_ %	Wise_ Owl(Rnk)	324_Factor	Factor_324	Defcon _Index	Defcon _Index_Trade	Margin of Safety	75_Day_Mom	Trade_Rating (Guidance)	Trendsum	
2024/12/18	0.030	No Trade	No Trade	6.56%	0	Absolutely No	0	82	Research Defon Sell	-1.53%	20.56%	C	23	
2024/12/19	0.029	No Trade	No Trade	10.84%	0	Absolutely No	0	81	Research Defon Sell	-2.53%	22.59%	C	27	
2024/12/20	0.030	No Trade	No Trade	8.92%	0	Absolutely No	0	81	Research Defon Sell	-2.08%	24.30%	C	29	
2024/12/23	0.030	No Trade	No Trade	4.33%	0	Absolutely No	0	82	Research Defon Sell	-1.01%	25.65%	C	30	
2024/12/27	0.030	No Trade	No Trade	2.27%	0	Absolutely No	0	82	Research Defon Sell	-0.53%	25.86%	C	32	
2024/12/30	0.030	No Trade	No Trade	3.82%	0	Absolutely No	0	83	Research Defon Sell	0.83%	25.50%	C	33	
2025/01/02	0.030	No Trade	No Trade	1.44%	0	Absolutely No	0	82	Research Defon Sell	-0.34%	23.14%	C	35	
2025/01/03	0.029	No Trade	No Trade	10.04%	0	Absolutely No	0	81	Research Defon Sell	-2.34%	22.59%	C	33	
2025/01/06	0.031	No Trade	No Trade	17.24%	0	Absolutely No	0	86	Research Defon Sell	3.76%	28.77%	C	32	
2025/01/07	0.031	No Trade	No Trade	17.87%	0	Absolutely No	0	86	Research Defon Sell	3.90%	29.39%	C	32	
2025/01/08	0.031	No Trade	No Trade	15.45%	0	Absolutely No	0	85	Research Defon Sell	3.37%	28.00%	C	32	
2025/01/09	0.030	No Trade	No Trade	5.17%	0	Absolutely No	0	83	Research Defon Sell	1.13%	29.03%	C	32	
2025/01/10	0.031	No Trade	No Trade	6.61%	0	Absolutely No	0	84	Research Defon Sell	1.44%	30.43%	C	32	
2025/01/13	0.031	Sell_Panda_ST	No Trade	6.94%	0	Absolutely No	0	84	Research Defon Sell	1.51%	24.98%	C	28	
2025/01/14	0.031	No Trade	No Trade	18.25%	0	Absolutely No	0	86	Research Defon Sell	3.98%	26.34%	C	26	
2025/01/15	0.031	No Trade	No Trade	16.10%	0	Absolutely No	0	86	Research Defon Sell	3.51%	15.60%	C	24	
2025/01/16	0.036	No Trade	No Trade	87.58%	50	Research	85	95	Research Defon Sell	19.10%	30.25%	B	26	
2025/01/17	0.036	No Trade	No Trade	85.56%	50	Research	85	95	Research Defon Sell	18.66%	29.11%	B	27	
2025/01/20	0.036	No Trade	No Trade	85.11%	50	Research	85	94	Research Defon Sell	18.56%	32.59%	B	27	
2025/01/21	0.036	No Trade	No Trade	89.98%	50	Research	85	95	Research Defon Sell	19.62%	30.49%	B	27	
2025/01/22	0.037	No Trade	No Trade	100.00%	50	Research	85	97	Research Defon Sell	22.46%	35.03%	B	27	
2025/01/23	0.037	No Trade	No Trade	100.00%	50	Research	85	97	Research Defon Sell	23.15%	35.34%	B	29	
2025/01/24	0.038	No Trade	No Trade	100.00%	60	Research	85	99	Research Defon Sell	25.72%	35.01%	B	32	
2025/01/27	0.037	No Trade	No Trade	91.58%	60	Research	85	97	Research Defon Sell	23.55%	36.46%	B	33	
2025/01/28	0.037	No Trade	No Trade	91.02%	60	Research	85	97	Research Defon Sell	23.41%	35.16%	B	33	
2025/01/29	0.038	No Trade	No Trade	100.00%	60	Research	85	99	Research Defon Sell	25.80%	37.81%	B	34	
2025/01/30	0.038	No Trade	No Trade	100.00%	60	Research	85	99	Research Defon Sell	26.52%	38.98%	A	34	
2025/01/31	0.038	No Trade	No Trade	100.00%	60	Research	85	100	Research Defon Sell	27.32%	40.90%	A	35	
2025/02/03	0.038	No Trade	No Trade	96.13%	60	Research	85	99	Research Defon Sell	26.27%	44.28%	B	36	
2025/02/04	0.038	No Trade	No Trade	100.00%	60	Research	85	100	Research Defon Sell	27.61%	46.64%	A	38	
2025/02/05	0.038	No Trade	No Trade	100.00%	60	Research	85	100	Research Defon Sell	27.81%	47.27%	A	38	
2025/02/06	0.038	No Trade	No Trade	94.76%	60	Research	85	99	Research Defon Sell	26.35%	43.71%	B	38	
2025/02/07	0.037	Sell_Panda_ST	No Trade	86.87%	60	Research	85	97	Research Defon Sell	24.16%	40.88%	B	37	
2025/02/10	0.037	Sell_Panda_ST	No Trade	88.40%	60	Research	85	97	Research Defon Sell	24.59%	40.06%	B	35	
2025/02/11	0.038	Sell_Panda_ST	No Trade	94.90%	50	Research	85	99	Research Defon Sell	26.39%	39.90%	B	30	
2025/02/12	0.038	No Trade	No Trade	96.20%	90	Research	170	99	Research Defon Sell	26.75%	41.71%	AAA	28	
2025/02/13	0.041	No Trade	No Trade	100.00%	90	Research	170	100	Research Defon Sell	36.81%	52.04%	AAA	27	
2025/02/14	0.042	No Trade	No Trade	100.00%	90	Research	170	100	Research Defon Sell	38.79%	55.56%	AAA	27	
2025/02/17	0.042	No Trade	No Trade	100.00%	90	Research	170	100	Research Defon Sell	39.37%	55.27%	AAA	28	
2025/02/18	0.042	No Trade	No Trade	98.52%	90	Research	170	100	Research Defon Sell	38.79%	55.65%	AAA	30	



Date	9 day	9 vs 21 day	33 day
2024/12/30	Buy_9day	Buy 9 vs 21	Buy 33_Day
2025/01/02	Buy_9day	Buy 9 vs 21	Buy 33_Day
2025/01/03	Sell_9day	Buy 9 vs 21	Buy 33_Day
2025/01/06	Buy_9day	Buy 9 vs 21	Buy 33_Day
2025/01/07	Buy_9day	Buy 9 vs 21	Buy 33_Day
2025/01/08	Buy_9day	Buy 9 vs 21	Buy 33_Day
2025/01/09	Buy_9day	Buy 9 vs 21	Buy 33_Day
2025/01/10	Buy_9day	Buy 9 vs 21	Buy 33_Day
2025/01/13	Sell_9day	Buy 9 vs 21	Buy 33_Day
2025/01/14	Buy_9day	Buy 9 vs 21	Buy 33_Day
2025/01/15	Buy_9day	Buy 9 vs 21	Buy 33_Day
2025/01/16	Buy_9day	Buy 9 vs 21	Buy 33_Day
2025/01/17	Buy_9day	Buy 9 vs 21	Buy 33_Day
2025/01/20	Buy_9day	Buy 9 vs 21	Buy 33_Day
2025/01/21	Buy_9day	Buy 9 vs 21	Buy 33_Day
2025/01/22	Buy_9day	Buy 9 vs 21	Buy 33_Day
2025/01/23	Buy_9day	Buy 9 vs 21	Buy 33_Day
2025/01/24	Buy_9day	Buy 9 vs 21	Buy 33_Day
2025/01/27	Buy_9day	Buy 9 vs 21	Buy 33_Day
2025/01/28	Buy_9day	Buy 9 vs 21	Buy 33_Day
2025/01/29	Buy_9day	Buy 9 vs 21	Buy 33_Day
2025/01/30	Buy_9day	Buy 9 vs 21	Buy 33_Day
2025/01/31	Buy_9day	Buy 9 vs 21	Buy 33_Day
2025/02/03	Buy_9day	Buy 9 vs 21	Buy 33_Day
2025/02/04	Buy_9day	Buy 9 vs 21	Buy 33_Day
2025/02/05	Buy_9day	Buy 9 vs 21	Buy 33_Day
2025/02/06	Buy_9day	Buy 9 vs 21	Buy 33_Day
2025/02/07	Sell_9day	Buy 9 vs 21	Buy 33_Day
2025/02/10	Sell_9day	Buy 9 vs 21	Buy 33_Day
2025/02/11	Sell_9day	Buy 9 vs 21	Buy 33_Day
2025/02/12	Buy_9day	Buy 9 vs 21	Buy 33_Day
2025/02/13	Buy_9day	Buy 9 vs 21	Buy 33_Day
2025/02/14	Buy_9day	Buy 9 vs 21	Buy 33_Day
2025/02/17	Buy_9day	Buy 9 vs 21	Buy 33_Day
2025/02/18	Buy_9day	Buy 9 vs 21	Buy 33_Day

Strategy Universe	Euro_Consumer Discretionary_Pairs	Ascendant guidance	Trade	Strategy_Open Date	2025/02/14	Caterpillar Guidance	Trade	
<div><div><div>— CFR.SWX    - - - - 21 per. Mov. Avg. (CFR.SWX)    — Linear (CFR.SWX)</div></div><div><div>— ULVR.LSE    - - - - 21 per. Mov. Avg. (ULVR.LSE)    — Linear (ULVR.LSE)</div></div></div>							(+) : Mom Days	47
							(-) : Mom Days	0
							Guided : Factor	33 day
							324_Buy Guidance	0.0%
							324_Sell Guidance	99.6%
							Mom_75 (days)	55.7%
							9 vs 21 day	2.75%
							Price vs 9 day	5.60%

S  
e  
l  
l

EL.PAR

Essilor Luxottica Societe Anonyme

Consumer Discretionary

Personal & Household Goods

France

Market Cap : (B)

107 196

TEF.MAD

Telefonica S.A

Communication

Telecommunication

Spain

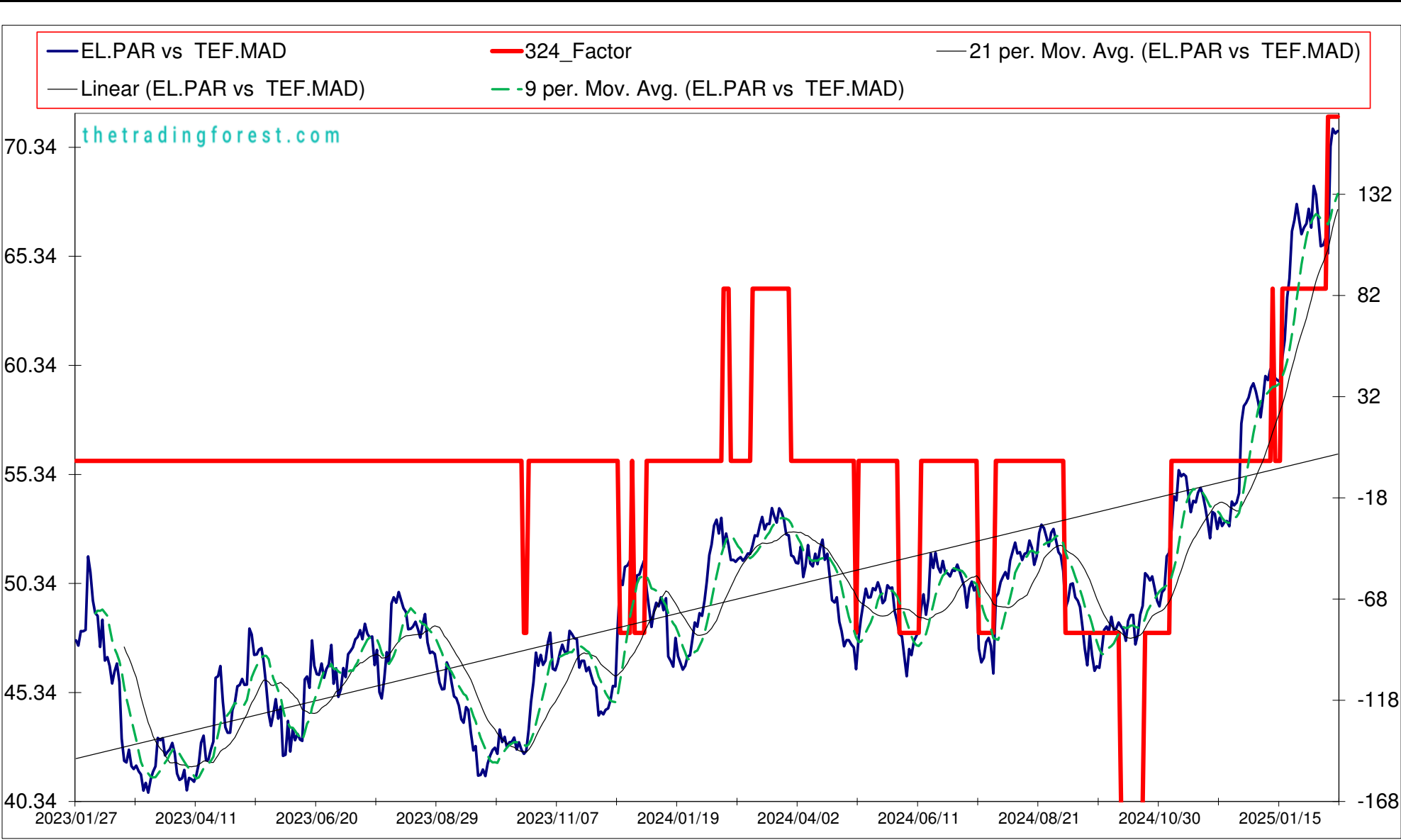
Market Cap : (B)

24 241

Follow the " 3day to 5day waiting period " before entering the trade : understand the Graph, Trend and Variables

Plan your enrty levels. Focus on the process not the outcome. Expect further short-term deviation from the trade signal. "Patience"

-2.303										47.025		-20.416	
Date	Price or Relative Price	Short_Term_ Radar	Medium_ Term_Radar	Caterpillar_ %	Wise_ Owl(Rnk)	324_Factor	Factor_324	Defcon _Index	Defcon _Index_Trade	Margin of Safety	75_Day_Mom	Trade_Rating (Guidance)	Trendsum
2024/12/18	58.479	No Trade	No Trade	40.08%	0	Absolutely No	0	100	Research Defon Sell	4.08%	18.84%	C	-1
2024/12/19	58.620	No Trade	No Trade	42.09%	0	Absolutely No	0	100	Research Defon Sell	4.28%	18.28%	C	2
2024/12/20	58.859	No Trade	No Trade	45.82%	0	Absolutely No	0	100	Research Defon Sell	4.66%	17.02%	C	6
2024/12/23	59.315	No Trade	No Trade	52.40%	0	Absolutely No	0	100	Research Defon Sell	5.33%	17.84%	C	11
2024/12/27	59.518	No Trade	No Trade	54.08%	0	Absolutely No	0	100	Research Defon Sell	5.50%	19.75%	C	16
2024/12/30	59.140	No Trade	No Trade	46.10%	0	Absolutely No	0	99	Research Defon Sell	4.69%	19.36%	C	21
2025/01/02	58.667	No Trade	No Trade	36.52%	0	Absolutely No	0	99	Research Defon Sell	3.71%	19.10%	C	23
2025/01/03	57.956	Sell_Panda_ST	No Trade	23.70%	0	Absolutely No	0	97	Research Defon Sell	2.41%	19.95%	C	24
2025/01/06	58.868	No Trade	No Trade	38.19%	0	Absolutely No	0	99	Research Defon Sell	3.88%	24.35%	C	20
2025/01/07	59.852	No Trade	No Trade	54.80%	0	Absolutely No	0	100	Research Defon Sell	5.57%	28.47%	C	19
2025/01/08	59.658	No Trade	No Trade	50.98%	0	Absolutely No	0	100	Research Defon Sell	5.18%	24.24%	C	18
2025/01/09	60.163	No Trade	No Trade	59.28%	0	Absolutely No	0	100	Research Defon Sell	6.03%	27.87%	C	18
2025/01/10	60.282	No Trade	No Trade	60.87%	50	Research	85	100	Research Defon Sell	6.19%	30.11%	A	20
2025/01/13	59.754	No Trade	No Trade	50.35%	0	Absolutely No	0	99	Research Defon Sell	5.12%	28.39%	C	23
2025/01/14	59.658	No Trade	No Trade	48.22%	0	Absolutely No	0	99	Research Defon Sell	4.90%	28.38%	C	23
2025/01/15	59.577	No Trade	No Trade	46.37%	0	Absolutely No	0	99	Research Defon Sell	4.71%	25.89%	C	25
2025/01/16	60.733	No Trade	No Trade	65.89%	50	Research	85	100	Research Defon Sell	6.70%	25.99%	A	27
2025/01/17	61.486	No Trade	No Trade	78.43%	50	Research	85	100	Research Defon Sell	7.97%	27.14%	A	27
2025/01/20	63.465	No Trade	No Trade	100.00%	50	Research	85	100	Research Defon Sell	11.30%	31.88%	A	27
2025/01/21	64.317	No Trade	No Trade	100.00%	50	Research	85	100	Research Defon Sell	12.75%	31.76%	A	26
2025/01/22	66.483	No Trade	No Trade	100.00%	50	Research	85	100	Research Defon Sell	16.49%	37.95%	A	26
2025/01/23	67.009	No Trade	No Trade	100.00%	50	Research	85	100	Research Defon Sell	17.36%	38.84%	A	26
2025/01/24	67.733	No Trade	No Trade	100.00%	50	Research	85	100	Research Defon Sell	18.58%	39.52%	A	26
2025/01/27	66.996	No Trade	No Trade	92.22%	60	Research	85	99	Research Defon Sell	17.13%	38.52%	B	31
2025/01/28	66.351	No Trade	No Trade	85.87%	60	Research	85	98	Research Defon Sell	15.95%	37.61%	B	32
2025/01/29	66.658	No Trade	No Trade	88.49%	60	Research	85	98	Research Defon Sell	16.44%	39.73%	B	32
2025/01/30	66.843	No Trade	No Trade	89.95%	50	Research	85	99	Research Defon Sell	16.71%	37.50%	B	30
2025/01/31	67.522	No Trade	No Trade	96.05%	50	Research	85	100	Research Defon Sell	17.84%	38.11%	A	28
2025/02/03	66.650	No Trade	No Trade	87.03%	50	Research	85	98	Research Defon Sell	16.17%	36.32%	B	24
2025/02/04	68.563	No Trade	No Trade	100.00%	50	Research	85	100	Research Defon Sell	19.45%	44.22%	A	23
2025/02/05	68.167	No Trade	No Trade	96.18%	50	Research	85	99	Research Defon Sell	18.71%	41.99%	A	22
2025/02/06	66.955	No Trade	No Trade	85.07%	50	Research	85	98	Research Defon Sell	16.55%	36.90%	B	21
2025/02/07	65.797	Sell_Panda_ST	No Trade	74.45%	50	Research	85	96	Research Defon Sell	14.48%	33.44%	B	18
2025/02/10	65.852	Sell_Panda_ST	No Trade	74.17%	50	Research	85	96	Research Defon Sell	14.43%	29.60%	B	17
2025/02/11	66.189	Sell_Panda_ST	No Trade	76.91%	50	Research	85	97	Research Defon Sell	14.96%	30.58%	B	15
2025/02/12	65.465	Sell_Panda_ST	Sell_Panda_ST	70.19%	75	Research	170	95	Research Defon Sell	13.65%	29.71%	AA	12
2025/02/13	70.378	No Trade	No Trade	100.00%	75	Research	170	100	Research Defon Sell	22.13%	38.93%	AA	10
2025/02/14	71.187	No Trade	No Trade	100.00%	75	Research	170	100	Research Defon Sell	23.48%	42.05%	AA	7
2025/02/17	70.970	No Trade	No Trade	97.71%	75	Research	170	100	Research Defon Sell	22.94%	43.26%	AA	6
2025/02/18	71.091	No Trade	No Trade	98.37%	75	Research	170	100	Research Defon Sell	23.10%	44.24%	AA	4



Date	9 day	9 vs 21 day	33 day
2024/12/30	Buy_9day	Buy 9 vs 21	Buy 33_Day
2025/01/02	Buy_9day	Buy 9 vs 21	Buy 33_Day
2025/01/03	Sell_9day	Buy 9 vs 21	Buy 33_Day
2025/01/06	Buy_9day	Buy 9 vs 21	Buy 33_Day
2025/01/07	Buy_9day	Buy 9 vs 21	Buy 33_Day
2025/01/08	Buy_9day	Buy 9 vs 21	Buy 33_Day
2025/01/09	Buy_9day	Buy 9 vs 21	Buy 33_Day
2025/01/10	Buy_9day	Buy 9 vs 21	Buy 33_Day
2025/01/13	Buy_9day	Buy 9 vs 21	Buy 33_Day
2025/01/14	Buy_9day	Buy 9 vs 21	Buy 33_Day
2025/01/15	Buy_9day	Buy 9 vs 21	Buy 33_Day
2025/01/16	Buy_9day	Buy 9 vs 21	Buy 33_Day
2025/01/17	Buy_9day	Buy 9 vs 21	Buy 33_Day
2025/01/20	Buy_9day	Buy 9 vs 21	Buy 33_Day
2025/01/21	Buy_9day	Buy 9 vs 21	Buy 33_Day
2025/01/22	Buy_9day	Buy 9 vs 21	Buy 33_Day
2025/01/23	Buy_9day	Buy 9 vs 21	Buy 33_Day
2025/01/24	Buy_9day	Buy 9 vs 21	Buy 33_Day
2025/01/27	Buy_9day	Buy 9 vs 21	Buy 33_Day
2025/01/28	Buy_9day	Buy 9 vs 21	Buy 33_Day
2025/01/29	Buy_9day	Buy 9 vs 21	Buy 33_Day
2025/01/30	Buy_9day	Buy 9 vs 21	Buy 33_Day
2025/01/31	Buy_9day	Buy 9 vs 21	Buy 33_Day
2025/02/03	Sell_9day	Buy 9 vs 21	Buy 33_Day
2025/02/04	Buy_9day	Buy 9 vs 21	Buy 33_Day
2025/02/05	Buy_9day	Buy 9 vs 21	Buy 33_Day
2025/02/06	Sell_9day	Buy 9 vs 21	Buy 33_Day
2025/02/07	Sell_9day	Buy 9 vs 21	Buy 33_Day
2025/02/10	Sell_9day	Buy 9 vs 21	Buy 33_Day
2025/02/11	Sell_9day	Buy 9 vs 21	Buy 33_Day
2025/02/12	Sell_9day	Buy 9 vs 21	Buy 33_Day
2025/02/13	Buy_9day	Buy 9 vs 21	Buy 33_Day
2025/02/14	Buy_9day	Buy 9 vs 21	Buy 33_Day
2025/02/17	Buy_9day	Buy 9 vs 21	Buy 33_Day
2025/02/18	Buy_9day	Buy 9 vs 21	Buy 33_Day

Strategy UniverseEuro\_Europe\_STOXX50\_PairsAscendant guidanceTradeStrategy\_Open Date2025/02/14Caterpillar GuidanceTrade

EL.PAR21 per. Mov. Avg. (EL.PAR)Linear (EL.PAR)

TEF.MAD21 per. Mov. Avg. (TEF.MAD)Linear (TEF.MAD)

(+) : Mom Days74

(-) : Mom Days0

Guided : Factor66 day

324\_Buy Guidance0.0%

324\_Sell Guidance99.9%

Mom\_75 (days)44.2%

9 vs 21 day1.07%

Price vs 9 day4.22%



S  
e  
l  
l

RMS.PAR

Hermes International

Consumer Discretionary

Personal & Household Goods

France

Market Cap : (B)211 556

Follow the " 3day to 5day waiting period " before entering the trade : understand the Graph, Trend and Variables

ULVR.LSE

Unilever Plc

Consumer Staples

Personal & Household Goods

United Kingdom

Market Cap : (B)116 153

Plan your enrty levels. Focus on the process not the outcome. Expect further short-term deviation from the trade signal. "Patience"

-2.003															-25.452															12.710														
Date	Price or Relative Price	Short_Term_ Radar	Medium_ Term_Radar	Caterpillar_ %	Wise_ Owl(Rnk)	324_Factor	Factor_324	Defcon _Index	Defcon _Index_Trade	Margin of Safety	75_Day_Mom	Trade_Rating (Guidance)	Trendsum																															
2024/12/18	0.502	No Trade	No Trade	16.35%	0	Absolutely No	0	85	Research Defon Sell	3.68%	28.40%	C	11																															
2024/12/19	0.501	No Trade	No Trade	15.77%	0	Absolutely No	0	85	Research Defon Sell	3.54%	30.79%	C	12																															
2024/12/20	0.505	No Trade	No Trade	19.92%	0	Absolutely No	0	85	Research Defon Sell	4.48%	33.58%	C	13																															
2024/12/23	0.505	No Trade	No Trade	20.25%	0	Absolutely No	0	85	Research Defon Sell	4.55%	33.27%	C	15																															
2024/12/27	0.506	No Trade	No Trade	20.86%	0	Absolutely No	0	86	Research Defon Sell	4.69%	31.92%	C	17																															
2024/12/30	0.508	No Trade	No Trade	23.67%	0	Absolutely No	0	86	Research Defon Sell	5.32%	30.68%	C	21																															
2025/01/02	0.501	No Trade	No Trade	17.58%	0	Absolutely No	0	85	Research Defon Sell	3.95%	29.23%	C	23																															
2025/01/03	0.490	Sell_Panda_ST	No Trade	7.68%	0	Absolutely No	0	83	Research Defon Sell	1.72%	28.05%	C	23																															
2025/01/06	0.526	No Trade	No Trade	40.47%	0	Absolutely No	0	88	Research Defon Sell	9.10%	34.74%	C	23																															
2025/01/07	0.526	No Trade	No Trade	40.84%	0	Absolutely No	0	88	Research Defon Sell	9.18%	34.38%	C	23																															
2025/01/08	0.524	No Trade	No Trade	38.76%	0	Absolutely No	0	88	Research Defon Sell	8.71%	27.54%	C	23																															
2025/01/09	0.519	No Trade	No Trade	34.47%	0	Absolutely No	0	87	Research Defon Sell	7.75%	30.44%	C	22																															
2025/01/10	0.522	No Trade	No Trade	37.62%	0	Absolutely No	0	87	Research Defon Sell	8.45%	31.48%	C	22																															
2025/01/13	0.519	No Trade	No Trade	35.42%	0	Absolutely No	0	87	Research Defon Sell	7.96%	25.55%	C	19																															
2025/01/14	0.527	No Trade	No Trade	42.25%	0	Absolutely No	0	88	Research Defon Sell	9.49%	27.00%	C	19																															
2025/01/15	0.530	No Trade	No Trade	45.15%	0	Absolutely No	0	88	Research Defon Sell	10.14%	16.26%	C	21																															
2025/01/16	0.549	No Trade	No Trade	63.51%	50	Research	85	91	Research Defon Sell	14.27%	20.44%	C	24																															
2025/01/17	0.543	No Trade	No Trade	57.66%	30	Research	85	90	Research Defon Sell	12.96%	19.08%	C	26																															
2025/01/20	0.543	No Trade	No Trade	58.10%	30	Research	85	90	Research Defon Sell	13.06%	23.00%	C	26																															
2025/01/21	0.555	No Trade	No Trade	69.54%	50	Research	85	91	Research Defon Sell	15.63%	24.82%	C	26																															
2025/01/22	0.573	No Trade	No Trade	85.89%	50	Research	85	94	Research Defon Sell	19.30%	28.65%	B	27																															
2025/01/23	0.574	No Trade	No Trade	87.56%	50	Research	85	94	Research Defon Sell	19.68%	28.51%	B	29																															
2025/01/24	0.586	No Trade	No Trade	98.36%	60	Research	85	95	Research Defon Sell	22.10%	29.25%	B	33																															
2025/01/27	0.573	No Trade	No Trade	87.15%	50	Research	85	93	Research Defon Sell	19.58%	27.55%	B	35																															
2025/01/28	0.573	No Trade	No Trade	87.05%	50	Research	85	93	Research Defon Sell	19.56%	30.25%	B	35																															
2025/01/29	0.580	No Trade	No Trade	93.64%	50	Research	85	94	Research Defon Sell	21.04%	31.23%	B	35																															
2025/01/30	0.580	No Trade	No Trade	93.33%	50	Research	85	94	Research Defon Sell	20.97%	30.65%	B	33																															
2025/01/31	0.588	No Trade	No Trade	100.00%	60	Research	85	95	Research Defon Sell	22.78%	33.57%	B	35																															
2025/02/03	0.587	No Trade	No Trade	99.01%	60	Research	85	95	Research Defon Sell	22.55%	36.99%	B	36																															
2025/02/04	0.590	No Trade	No Trade	100.00%	60	Research	85	96	Research Defon Sell	23.35%	39.27%	B	36																															
2025/02/05	0.588	No Trade	No Trade	97.86%	60	Research	85	95	Research Defon Sell	22.85%	38.11%	B	36																															
2025/02/06	0.591	No Trade	No Trade	100.00%	60	Research	85	96	Research Defon Sell	23.62%	36.74%	B	36																															
2025/02/07	0.576	No Trade	No Trade	86.57%	50	Research	85	93	Research Defon Sell	20.45%	33.54%	B	36																															
2025/02/10	0.584	Sell_Panda_ST	No Trade	94.13%	50	Research	85	95	Research Defon Sell	22.23%	34.88%	B	34																															
2025/02/11	0.582	Sell_Panda_ST	No Trade	92.42%	50	Research	85	94	Research Defon Sell	21.83%	31.40%	B	33																															
2025/02/12	0.580	Sell_Panda_ST	No Trade	90.99%	50	Research	85	94	Research Defon Sell	21.49%	33.44%	B	31																															
2025/02/13	0.628	No Trade	No Trade	100.00%	50	Research	85	100	Research Defon Sell	31.54%	42.10%	A	30																															
2025/02/14	0.645	No Trade	No Trade	100.00%	50	Research	85	100	Research Defon Sell	35.18%	46.05%	A	29																															
2025/02/17	0.641	No Trade	No Trade	97.86%	90	Research	170	99	Research Defon Sell	34.43%	43.79%	AAA	30																															
2025/02/18	0.647	No Trade	No Trade	100.00%	90	Research	170	100	Research Defon Sell	35.56%	45.81%	AAA	30																															



S  
e  
|  
|

CFR.SWX

Compagnie Financiere Richemont Sa

Consumer Discretionary

Personal & Household Goods

Switzerland

Market Cap : (B)

63 613

EXH7.ETR

iShares :Personal & Househld Goods : - (EUR Listing)

Europe ETF : Sector

ETF\_Europe\_

Europe

Market Cap : (B)

#VALUE!

Follow the " 3day to 5day waiting period " before entering the trade : understand the Graph, Trend and Variables

Plan your enrty levels. Focus on the process not the outcome. Expect further short-term deviation from the trade signal. "Patience"

-2.332														39.649		-17.004	
Date	Price or Relative Price	Short_Term_ Radar	Medium_ Term_Radar	Caterpillar_ %	Wise_ Owl(Rnk)	324_Factor	Factor_324	Defcon _Index	Defcon _Index_Trade	Margin of Safety	75_Day_Mom	Trade_Rating (Guidance)	Trendsum				
2024/12/18	1.362	No Trade	No Trade	25.63%	30	Absolutely No	0	95	Research Defon Sell	-3.34%	9.32%	C	31				
2024/12/19	1.352	No Trade	No Trade	31.22%	0	Absolutely No	0	95	Research Defon Sell	-4.07%	10.30%	C	35				
2024/12/20	1.353	No Trade	No Trade	31.09%	0	Absolutely No	0	95	Research Defon Sell	-4.05%	10.59%	C	36				
2024/12/23	1.368	No Trade	No Trade	23.75%	30	Absolutely No	0	96	Research Defon Sell	-3.09%	11.99%	C	36				
2024/12/27	1.370	No Trade	No Trade	23.91%	30	Absolutely No	0	96	Research Defon Sell	-3.12%	11.85%	C	37				
2024/12/30	1.380	No Trade	No Trade	19.13%	30	Absolutely No	0	97	Research Defon Sell	-2.49%	11.99%	C	37				
2025/01/02	1.371	No Trade	No Trade	25.06%	30	Absolutely No	0	96	Research Defon Sell	-3.27%	10.64%	C	37				
2025/01/03	1.362	No Trade	No Trade	29.80%	30	Absolutely No	0	96	Research Defon Sell	-3.88%	11.14%	C	37				
2025/01/06	1.389	No Trade	No Trade	16.07%	30	Absolutely No	0	97	Research Defon Sell	-2.09%	12.44%	C	38				
2025/01/07	1.399	No Trade	No Trade	10.93%	30	Absolutely No	0	98	Research Defon Sell	-1.42%	13.99%	C	39				
2025/01/08	1.408	No Trade	No Trade	6.50%	30	Absolutely No	0	98	Research Defon Sell	-0.85%	16.60%	C	41				
2025/01/09	1.385	No Trade	No Trade	18.97%	30	Absolutely No	0	97	Research Defon Sell	-2.47%	15.62%	C	42				
2025/01/10	1.385	No Trade	No Trade	19.22%	30	Absolutely No	0	97	Research Defon Sell	-2.50%	16.67%	C	41				
2025/01/13	1.393	No Trade	No Trade	16.01%	30	Absolutely No	0	97	Research Defon Sell	-2.09%	14.82%	C	39				
2025/01/14	1.414	No Trade	No Trade	4.56%	30	Absolutely No	0	99	Research Defon Sell	-0.59%	14.48%	C	39				
2025/01/15	1.411	No Trade	No Trade	6.79%	30	Absolutely No	0	98	Research Defon Sell	-0.88%	10.76%	C	39				
2025/01/16	1.569	No Trade	No Trade	100.00%	60	Research	85	100	Research Defon Sell	10.21%	22.10%	A	41				
2025/01/17	1.577	No Trade	No Trade	100.00%	60	Research	85	100	Research Defon Sell	10.71%	21.96%	A	42				
2025/01/20	1.583	No Trade	No Trade	100.00%	60	Research	85	100	Research Defon Sell	11.00%	23.63%	A	43				
2025/01/21	1.584	No Trade	No Trade	100.00%	60	Research	85	100	Research Defon Sell	11.02%	20.90%	A	43				
2025/01/22	1.588	No Trade	No Trade	100.00%	60	Research	85	100	Research Defon Sell	11.32%	22.13%	A	43				
2025/01/23	1.593	No Trade	No Trade	100.00%	60	Research	85	100	Research Defon Sell	11.59%	22.96%	A	45				
2025/01/24	1.598	No Trade	No Trade	100.00%	60	Research	85	100	Research Defon Sell	11.91%	21.89%	A	47				
2025/01/27	1.577	No Trade	No Trade	86.68%	60	Research	85	99	Research Defon Sell	10.32%	21.68%	B	46				
2025/01/28	1.572	No Trade	No Trade	83.52%	50	Research	85	98	Research Defon Sell	9.95%	20.28%	B	44				
2025/01/29	1.614	No Trade	No Trade	100.00%	60	Research	85	100	Research Defon Sell	12.79%	23.72%	A	41				
2025/01/30	1.619	No Trade	No Trade	100.00%	60	Research	85	100	Research Defon Sell	13.11%	24.15%	A	39				
2025/01/31	1.628	No Trade	No Trade	100.00%	60	Research	85	100	Research Defon Sell	13.72%	24.97%	A	37				
2025/02/03	1.622	No Trade	No Trade	95.84%	60	Research	85	100	Research Defon Sell	13.15%	26.11%	A	35				
2025/02/04	1.631	No Trade	No Trade	100.00%	60	Research	85	100	Research Defon Sell	13.74%	26.08%	A	35				
2025/02/05	1.642	No Trade	No Trade	100.00%	60	Research	85	100	Research Defon Sell	14.50%	28.07%	A	35				
2025/02/06	1.618	No Trade	No Trade	88.40%	60	Research	85	99	Research Defon Sell	12.81%	25.68%	B	34				
2025/02/07	1.620	No Trade	No Trade	89.03%	60	Research	85	99	Research Defon Sell	12.91%	25.06%	B	33				
2025/02/10	1.617	Sell_Panda_ST	No Trade	86.45%	60	Research	85	98	Research Defon Sell	12.53%	24.63%	B	33				
2025/02/11	1.642	No Trade	No Trade	98.40%	60	Research	85	100	Research Defon Sell	14.26%	26.65%	A	31				
2025/02/12	1.654	No Trade	No Trade	100.00%	90	Research	170	100	Research Defon Sell	15.02%	26.53%	AAA	29				
2025/02/13	1.681	No Trade	No Trade	100.00%	90	Research	170	100	Research Defon Sell	16.91%	28.34%	AAA	28				
2025/02/14	1.677	No Trade	No Trade	97.82%	90	Research	170	100	Research Defon Sell	16.54%	28.75%	AAA	26				
2025/02/17	1.685	No Trade	No Trade	100.00%	90	Research	170	100	Research Defon Sell	16.98%	29.00%	AAA	26				
2025/02/18	1.668	No Trade	No Trade	92.79%	90	Research	170	99	Research Defon Sell	15.75%	27.63%	AAA	26				





S  
e  
l  
l

REC.MTA

Recordati Spa

Health Care

Pharmaceuticals & Biotechnology

Italy

Market Cap : (B)

10 653

EXV4.ETR

iShares : Health Care : - (EUR Listing)

Europe ETF : Sector

ETF\_Europe\_

Europe

Market Cap : (B)

#VALUE!

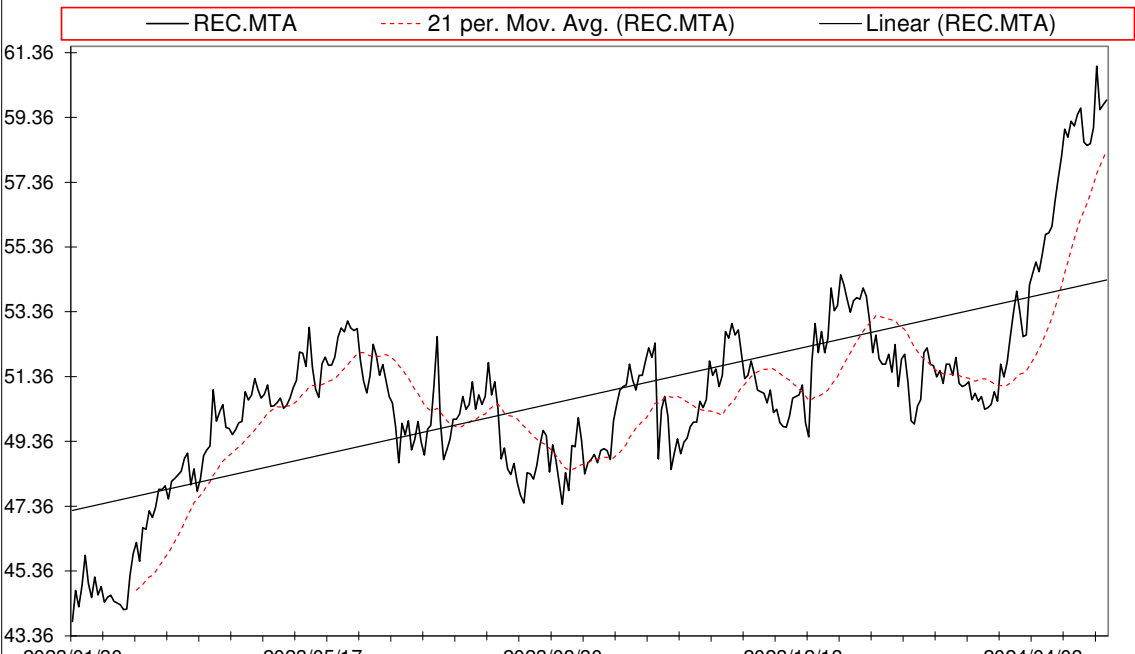
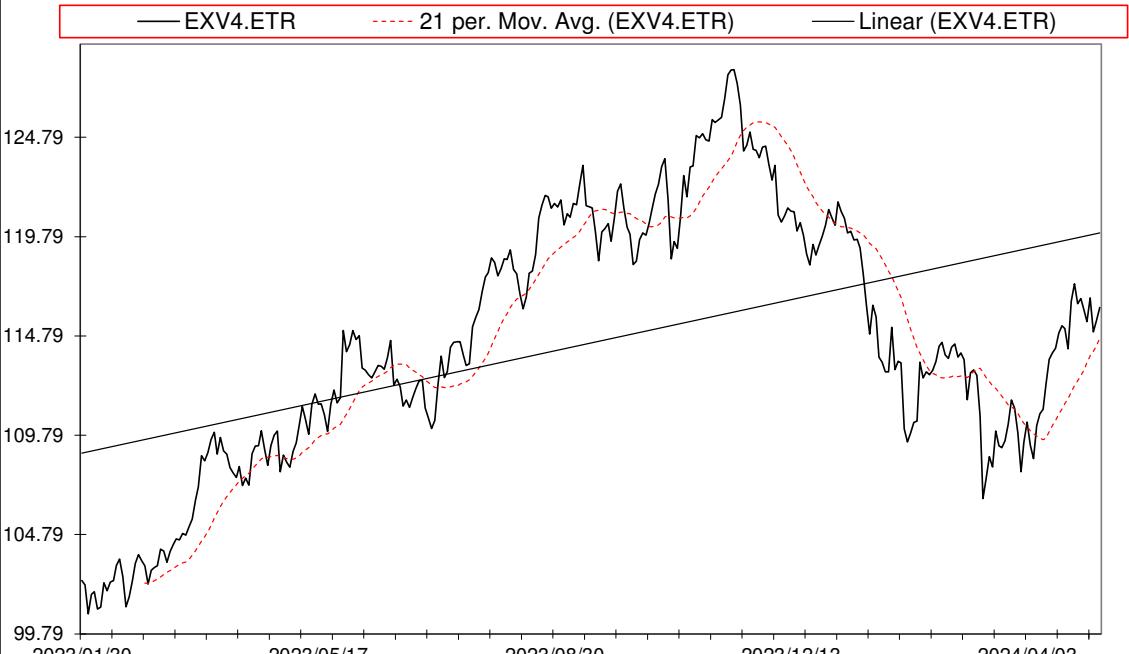
Follow the " 3day to 5day waiting period " before entering the trade : understand the Graph, Trend and Variables

Plan your enrty levels. Focus on the process not the outcome. Expect further short-term deviation from the trade signal. "Patience"

-2.844														9.439		-3.319	
Date	Price or Relative Price	Short_Term_ Radar	Medium_ Term_Radar	Caterpillar_ %	Wise_ Owl(Rnk)	324_Factor	Factor_324	Defcon _Index	Defcon _Index_Trade	Margin of Safety	75_Day_Mom	Trade_Rating (Guidance)	Trendsum				
2024/12/18	0.450	No Trade	No Trade	4.34%	0	Absolutely No	0	95	Research Defon Sell	-0.49%	8.84%	C	-14				
2024/12/19	0.455	No Trade	No Trade	6.69%	0	Absolutely No	0	96	Research Defon Sell	0.53%	10.02%	C	-14				
2024/12/20	0.473	No Trade	No Trade	57.11%	0	Absolutely No	0	100	Research Defon Sell	4.55%	14.04%	C	-13				
2024/12/23	0.469	No Trade	No Trade	46.88%	0	Absolutely No	0	99	Research Defon Sell	3.73%	13.26%	C	-10				
2024/12/27	0.468	No Trade	No Trade	43.42%	0	Absolutely No	0	99	Research Defon Sell	3.46%	14.07%	C	-7				
2024/12/30	0.468	No Trade	No Trade	41.60%	0	Absolutely No	0	99	Research Defon Sell	3.31%	13.71%	C	-5				
2025/01/02	0.470	No Trade	No Trade	48.99%	0	Absolutely No	0	99	Research Defon Sell	3.90%	15.00%	C	-6				
2025/01/03	0.470	No Trade	No Trade	47.55%	0	Absolutely No	0	99	Research Defon Sell	3.79%	15.60%	C	-6				
2025/01/06	0.475	No Trade	No Trade	59.80%	0	Absolutely No	0	100	Research Defon Sell	4.76%	14.95%	C	0				
2025/01/07	0.480	No Trade	No Trade	75.59%	50	Research	85	100	Research Defon Sell	6.02%	17.22%	A	4				
2025/01/08	0.483	No Trade	No Trade	84.16%	50	Research	85	100	Research Defon Sell	6.71%	18.46%	A	7				
2025/01/09	0.484	No Trade	No Trade	85.77%	50	Research	85	100	Research Defon Sell	6.83%	17.16%	A	9				
2025/01/10	0.480	No Trade	No Trade	74.51%	0	Absolutely No	0	99	Research Defon Sell	5.94%	16.12%	C	12				
2025/01/13	0.479	No Trade	No Trade	69.99%	0	Absolutely No	0	99	Research Defon Sell	5.58%	16.12%	C	14				
2025/01/14	0.488	No Trade	No Trade	95.20%	50	Research	85	100	Research Defon Sell	7.59%	17.90%	A	17				
2025/01/15	0.495	No Trade	No Trade	100.00%	50	Research	85	100	Research Defon Sell	9.22%	18.25%	A	21				
2025/01/16	0.494	No Trade	No Trade	96.75%	50	Research	85	100	Research Defon Sell	8.92%	17.78%	A	24				
2025/01/17	0.502	No Trade	No Trade	100.00%	50	Research	85	100	Research Defon Sell	10.78%	18.73%	A	25				
2025/01/20	0.503	No Trade	No Trade	100.00%	50	Research	85	100	Research Defon Sell	10.83%	18.54%	A	28				
2025/01/21	0.500	No Trade	No Trade	94.65%	50	Research	85	99	Research Defon Sell	10.25%	20.03%	A	29				
2025/01/22	0.503	No Trade	No Trade	100.00%	50	Research	85	100	Research Defon Sell	10.84%	20.79%	A	30				
2025/01/23	0.502	No Trade	No Trade	98.79%	60	Research	85	100	Research Defon Sell	10.70%	14.65%	C	32				
2025/01/24	0.498	No Trade	No Trade	90.86%	60	Research	85	99	Research Defon Sell	9.84%	12.28%	C	35				
2025/01/27	0.500	No Trade	No Trade	93.65%	60	Research	85	99	Research Defon Sell	10.15%	14.05%	C	35				
2025/01/28	0.505	No Trade	No Trade	100.00%	60	Research	85	100	Research Defon Sell	11.18%	14.19%	C	36				
2025/01/29	0.509	No Trade	No Trade	100.00%	60	Research	85	100	Research Defon Sell	12.19%	17.13%	A	35				
2025/01/30	0.513	No Trade	No Trade	100.00%	60	Research	85	100	Research Defon Sell	13.07%	17.57%	A	33				
2025/01/31	0.510	No Trade	No Trade	93.56%	60	Research	85	99	Research Defon Sell	12.23%	14.11%	C	34				
2025/02/03	0.515	No Trade	No Trade	100.00%	100	Research	170	100	Research Defon Sell	13.29%	16.33%	AAA	35				
2025/02/04	0.518	No Trade	No Trade	100.00%	100	Research	170	100	Research Defon Sell	14.00%	16.38%	AAA	35				
2025/02/05	0.510	No Trade	No Trade	87.88%	100	Research	170	99	Research Defon Sell	12.30%	13.76%	AAA	36				
2025/02/06	0.508	No Trade	No Trade	84.47%	90	Research	170	98	Research Defon Sell	11.82%	13.47%	AAA	37				
2025/02/07	0.503	Sell_Panda_ST	No Trade	77.07%	90	Research	170	97	Research Defon Sell	10.79%	13.05%	AAA	37				
2025/02/10	0.501	Sell_Panda_ST	Sell_Panda_ST	73.74%	90	Research	170	97	Research Defon Sell	10.32%	12.75%	AA	32				
2025/02/11	0.504	Sell_Panda_ST	No Trade	78.41%	90	Research	170	97	Research Defon Sell	10.98%	12.77%	AAA	26				
2025/02/12	0.511	No Trade	No Trade	88.98%	90	Research	170	99	Research Defon Sell	12.46%	13.65%	AAA	21				
2025/02/13	0.522	No Trade	No Trade	100.00%	90	Research	170	100	Research Defon Sell	14.89%	16.27%	AAA	19				
2025/02/14	0.518	No Trade	No Trade	93.99%	90	Research	170	99	Research Defon Sell	14.00%	14.21%	AAA	17				
2025/02/17	0.517	No Trade	No Trade	91.85%	90	Research	170	99	Research Defon Sell	13.68%	13.18%	AAA	16				
2025/02/18	0.515	No Trade	No Trade	89.48%	90	Research	170	99	Research Defon Sell	13.32%	12.90%	AAA	15				



Date	9 day	9 vs 21 day	33 day
2024/12/30	Buy_9day	Buy 9 vs 21	Buy 33_Day
2025/01/02	Buy_9day	Buy 9 vs 21	Buy 33_Day
2025/01/03	Buy_9day	Buy 9 vs 21	Buy 33_Day
2025/01/06	Buy_9day	Buy 9 vs 21	Buy 33_Day
2025/01/07	Buy_9day	Buy 9 vs 21	Buy 33_Day
2025/01/08	Buy_9day	Buy 9 vs 21	Buy 33_Day
2025/01/09	Buy_9day	Buy 9 vs 21	Buy 33_Day
2025/01/10	Buy_9day	Buy 9 vs 21	Buy 33_Day
2025/01/13	Buy_9day	Buy 9 vs 21	Buy 33_Day
2025/01/14	Buy_9day	Buy 9 vs 21	Buy 33_Day
2025/01/15	Buy_9day	Buy 9 vs 21	Buy 33_Day
2025/01/16	Buy_9day	Buy 9 vs 21	Buy 33_Day
2025/01/17	Buy_9day	Buy 9 vs 21	Buy 33_Day
2025/01/20	Buy_9day	Buy 9 vs 21	Buy 33_Day
2025/01/21	Buy_9day	Buy 9 vs 21	Buy 33_Day
2025/01/22	Buy_9day	Buy 9 vs 21	Buy 33_Day
2025/01/23	Buy_9day	Buy 9 vs 21	Buy 33_Day
2025/01/24	Buy_9day	Buy 9 vs 21	Buy 33_Day
2025/01/27	Buy_9day	Buy 9 vs 21	Buy 33_Day
2025/01/28	Buy_9day	Buy 9 vs 21	Buy 33_Day
2025/01/29	Buy_9day	Buy 9 vs 21	Buy 33_Day
2025/01/30	Buy_9day	Buy 9 vs 21	Buy 33_Day
2025/01/31	Buy_9day	Buy 9 vs 21	Buy 33_Day
2025/02/03	Buy_9day	Buy 9 vs 21	Buy 33_Day
2025/02/04	Buy_9day	Buy 9 vs 21	Buy 33_Day
2025/02/05	Buy_9day	Buy 9 vs 21	Buy 33_Day
2025/02/06	Sell_9day	Buy 9 vs 21	Buy 33_Day
2025/02/07	Sell_9day	Buy 9 vs 21	Buy 33_Day
2025/02/10	Sell_9day	Buy 9 vs 21	Buy 33_Day
2025/02/11	Sell_9day	Buy 9 vs 21	Buy 33_Day
2025/02/12	Buy_9day	Buy 9 vs 21	Buy 33_Day
2025/02/13	Buy_9day	Buy 9 vs 21	Buy 33_Day
2025/02/14	Buy_9day	Buy 9 vs 21	Buy 33_Day
2025/02/17	Buy_9day	Buy 9 vs 21	Buy 33_Day
2025/02/18	Buy_9day	Buy 9 vs 21	Buy 33_Day

Strategy Universe		Rel vs Europe Health Care		Ascendant guidance		Trade		Strategy_Open Date		2025/02/14		Caterpillar Guidance		Trade	
<div><div>— REC.MTA</div><div>--- 21 per. Mov. Avg. (REC.MTA)</div><div>— Linear (REC.MTA)</div></div> 				<div><div>— EXV4.ETR</div><div>--- 21 per. Mov. Avg. (EXV4.ETR)</div><div>— Linear (EXV4.ETR)</div></div> 								(+): Mom Days		103	
		(-): Mom Days		0											
		Guided: Factor		66 day											
		324_Buy Guidance		0.0%											
		324_Sell Guidance		98.7%											
		Mom_75 (days)		12.9%											
		9 vs 21 day		0.49%											
		Price vs 9 day		0.81%											

S  
e  
l  
l

RMS.PAR

Hermes International

Consumer Discretionary

Personal & Household Goods

France

Market Cap : (B)211 556

CSX5.LSE

Euro Area Stock Market Index - Europe Listing

Europe ETF : Index

ETF\_Europe\_

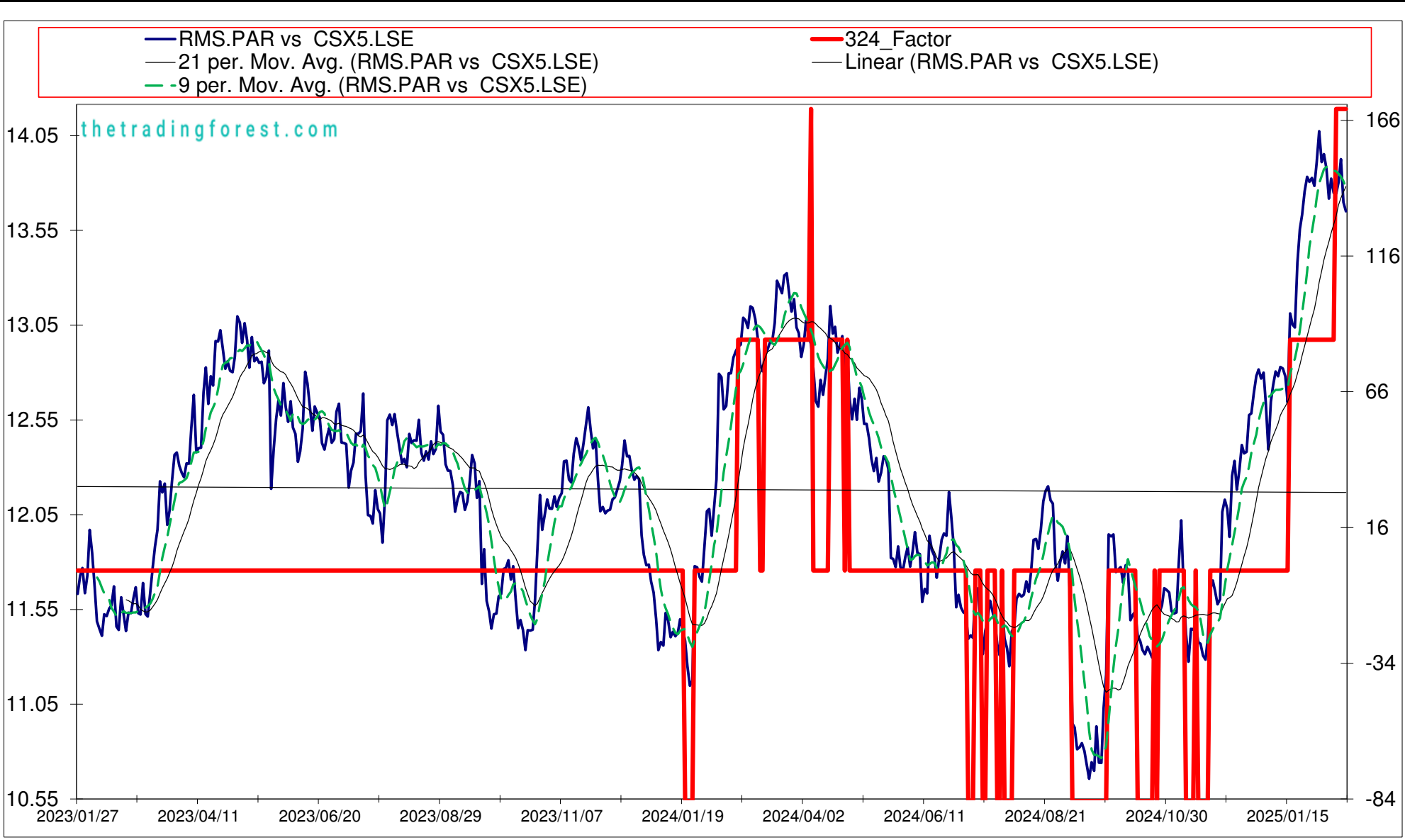
Europe

Market Cap : (B)4 303

Follow the " 3day to 5day waiting period " before entering the trade : understand the Graph, Trend and Variables

Plan your enrty levels. Focus on the process not the outcome. Expect further short-term deviation from the trade signal. "Patience"

-227.8672.374-0.010														
Date	Price or Relative Price	Short_Term_ Radar	Medium_ Term_Radar	Caterpillar_ %	Wise_ Owl(Rnk)	324_Factor	Factor_324	Defcon _Index	Defcon _Index_Trade	Margin of Safety	75_Day_Mom	Trade_Rating (Guidance)	Trendsum	
2024/12/18	12.580	No Trade	No Trade	31.22%	30	Absolutely No	0	96	Research Defon Sell	3.06%	14.94%	C	31	
2024/12/19	12.688	No Trade	No Trade	40.21%	30	Absolutely No	0	96	Research Defon Sell	3.94%	16.15%	C	34	
2024/12/20	12.779	No Trade	No Trade	47.78%	30	Absolutely No	0	97	Research Defon Sell	4.68%	18.23%	C	37	
2024/12/23	12.812	No Trade	No Trade	50.53%	30	Absolutely No	0	97	Research Defon Sell	4.95%	18.42%	C	39	
2024/12/27	12.765	No Trade	No Trade	46.51%	30	Absolutely No	0	97	Research Defon Sell	4.55%	17.75%	C	41	
2024/12/30	12.796	No Trade	No Trade	48.96%	30	Absolutely No	0	97	Research Defon Sell	4.79%	18.48%	C	42	
2025/01/02	12.630	No Trade	No Trade	35.06%	30	Absolutely No	0	96	Research Defon Sell	3.43%	17.80%	C	41	
2025/01/03	12.391	Sell_Panda_ST	No Trade	14.98%	0	Absolutely No	0	94	Research Defon Sell	1.47%	16.31%	C	37	
2025/01/06	12.642	Sell_Panda_ST	No Trade	35.94%	30	Absolutely No	0	96	Research Defon Sell	3.52%	17.70%	C	32	
2025/01/07	12.729	No Trade	No Trade	43.18%	0	Absolutely No	0	97	Research Defon Sell	4.23%	19.01%	C	27	
2025/01/08	12.803	No Trade	No Trade	49.32%	0	Absolutely No	0	97	Research Defon Sell	4.83%	17.14%	C	24	
2025/01/09	12.778	No Trade	No Trade	47.21%	0	Absolutely No	0	97	Research Defon Sell	4.62%	19.00%	C	20	
2025/01/10	12.826	No Trade	No Trade	51.22%	0	Absolutely No	0	97	Research Defon Sell	5.01%	19.45%	C	20	
2025/01/13	12.818	No Trade	No Trade	50.50%	0	Absolutely No	0	97	Research Defon Sell	4.94%	16.22%	C	20	
2025/01/14	12.776	No Trade	No Trade	46.98%	0	Absolutely No	0	97	Research Defon Sell	4.60%	14.04%	C	19	
2025/01/15	12.639	No Trade	No Trade	35.48%	0	Absolutely No	0	96	Research Defon Sell	3.47%	5.83%	C	19	
2025/01/16	13.109	No Trade	No Trade	74.73%	50	Research	85	99	Research Defon Sell	7.31%	9.86%	C	18	
2025/01/17	13.048	No Trade	No Trade	69.66%	50	Research	85	98	Research Defon Sell	6.82%	9.26%	C	17	
2025/01/20	13.035	No Trade	No Trade	68.47%	50	Research	85	98	Research Defon Sell	6.70%	10.99%	C	16	
2025/01/21	13.374	No Trade	No Trade	96.84%	50	Research	85	100	Research Defon Sell	9.48%	13.74%	C	14	
2025/01/22	13.555	No Trade	No Trade	100.00%	50	Research	85	100	Research Defon Sell	10.95%	15.17%	A	13	
2025/01/23	13.630	No Trade	No Trade	100.00%	50	Research	85	100	Research Defon Sell	11.57%	16.64%	A	13	
2025/01/24	13.753	No Trade	No Trade	100.00%	50	Research	85	100	Research Defon Sell	12.57%	16.75%	A	15	
2025/01/27	13.830	No Trade	No Trade	100.00%	50	Research	85	100	Research Defon Sell	13.19%	17.69%	A	19	
2025/01/28	13.803	No Trade	No Trade	98.29%	50	Research	85	100	Research Defon Sell	12.97%	20.13%	A	23	
2025/01/29	13.824	No Trade	No Trade	99.58%	50	Research	85	100	Research Defon Sell	13.14%	20.02%	A	25	
2025/01/30	13.781	No Trade	No Trade	96.93%	50	Research	85	100	Research Defon Sell	12.79%	19.48%	A	27	
2025/01/31	13.904	No Trade	No Trade	100.00%	50	Research	85	100	Research Defon Sell	13.79%	21.88%	A	27	
2025/02/03	14.071	No Trade	No Trade	100.00%	50	Research	85	100	Research Defon Sell	15.15%	23.64%	A	26	
2025/02/04	13.908	No Trade	No Trade	91.18%	50	Research	85	99	Research Defon Sell	13.81%	22.71%	B	27	
2025/02/05	13.950	No Trade	No Trade	93.44%	50	Research	85	99	Research Defon Sell	14.15%	23.34%	A	26	
2025/02/06	13.873	No Trade	No Trade	89.29%	50	Research	85	99	Research Defon Sell	13.52%	22.23%	B	25	
2025/02/07	13.715	Sell_Panda_ST	No Trade	80.73%	50	Research	85	97	Research Defon Sell	12.23%	21.13%	B	22	
2025/02/10	13.820	Sell_Panda_ST	No Trade	86.33%	50	Research	85	98	Research Defon Sell	13.08%	22.38%	B	19	
2025/02/11	13.745	Sell_Panda_ST	No Trade	82.27%	50	Research	85	98	Research Defon Sell	12.46%	21.24%	B	17	
2025/02/12	13.740	Sell_Panda_ST	No Trade	82.00%	75	Research	170	98	Research Defon Sell	12.42%	20.25%	AA	15	
2025/02/13	13.797	Sell_Panda_ST	No Trade	85.06%	90	Research	170	98	Research Defon Sell	12.88%	19.68%	AAA	13	
2025/02/14	13.923	No Trade	No Trade	91.87%	90	Research	170	99	Research Defon Sell	13.91%	20.36%	AAA	11	
2025/02/17	13.696	No Trade	No Trade	79.51%	75	Research	170	97	Research Defon Sell	12.04%	17.47%	AA	6	
2025/02/18	13.648	No Trade	No Trade	76.91%	75	Research	170	97	Research Defon Sell	11.65%	17.16%	AA	3	



Date	9 day	9 vs 21 day	33 day
2024/12/30	Buy_9day	Buy 9 vs 21	Buy 33_Day
2025/01/02	Sell_9day	Buy 9 vs 21	Buy 33_Day
2025/01/03	Sell_9day	Buy 9 vs 21	Buy 33_Day
2025/01/06	Sell_9day	Buy 9 vs 21	Buy 33_Day
2025/01/07	Buy_9day	Buy 9 vs 21	Buy 33_Day
2025/01/08	Buy_9day	Buy 9 vs 21	Buy 33_Day
2025/01/09	Buy_9day	Buy 9 vs 21	Buy 33_Day
2025/01/10	Buy_9day	Buy 9 vs 21	Buy 33_Day
2025/01/13	Buy_9day	Buy 9 vs 21	Buy 33_Day
2025/01/14	Buy_9day	Buy 9 vs 21	Buy 33_Day
2025/01/15	Sell_9day	Buy 9 vs 21	Buy 33_Day
2025/01/16	Buy_9day	Buy 9 vs 21	Buy 33_Day
2025/01/17	Buy_9day	Buy 9 vs 21	Buy 33_Day
2025/01/20	Buy_9day	Buy 9 vs 21	Buy 33_Day
2025/01/21	Buy_9day	Buy 9 vs 21	Buy 33_Day
2025/01/22	Buy_9day	Buy 9 vs 21	Buy 33_Day
2025/01/23	Buy_9day	Buy 9 vs 21	Buy 33_Day
2025/01/24	Buy_9day	Buy 9 vs 21	Buy 33_Day
2025/01/27	Buy_9day	Buy 9 vs 21	Buy 33_Day
2025/01/28	Buy_9day	Buy 9 vs 21	Buy 33_Day
2025/01/29	Buy_9day	Buy 9 vs 21	Buy 33_Day
2025/01/30	Buy_9day	Buy 9 vs 21	Buy 33_Day
2025/01/31	Buy_9day	Buy 9 vs 21	Buy 33_Day
2025/02/03	Buy_9day	Buy 9 vs 21	Buy 33_Day
2025/02/04	Buy_9day	Buy 9 vs 21	Buy 33_Day
2025/02/05	Buy_9day	Buy 9 vs 21	Buy 33_Day
2025/02/06	Sell_9day	Buy 9 vs 21	Buy 33_Day
2025/02/07	Sell_9day	Buy 9 vs 21	Buy 33_Day
2025/02/10	Sell_9day	Buy 9 vs 21	Buy 33_Day
2025/02/11	Sell_9day	Buy 9 vs 21	Buy 33_Day
2025/02/12	Sell_9day	Buy 9 vs 21	Buy 33_Day
2025/02/13	Sell_9day	Buy 9 vs 21	Buy 33_Day
2025/02/14	Buy_9day	Buy 9 vs 21	Buy 33_Day
2025/02/17	Sell_9day	Buy 9 vs 21	Buy 33_Day
2025/02/18	Sell_9day	Sell 9 vs 21	Buy 33_Day

Strategy Universe

Rel vs Europe SX50

Ascendant guidance

Trade

Strategy\_Open Date

2025/02/14

Caterpillar Guidance

Trade

RMS.PAR

21 per. Mov. Avg. (RMS.PAR)

Linear (RMS.PAR)

CSX5.LSE

21 per. Mov. Avg. (CSX5.LSE)

Linear (CSX5.LSE)

(+) : Mom Days

48

(-) : Mom Days

0

Guided : Factor

33 day

324\_Buy Guidance

0.0%

324\_Sell Guidance

97.0%

Mom\_75 (days)

17.2%

9 vs 21 day

-0.04%

Price vs 9 day

-0.91%



S  
e  
|  
|

AGN.AMS  
Aegon N. V.  
Financials  
Life Insurance  
Netherlands

Follow the " 3day to 5day waiting period " before entering the trade : understand the Graph, Trend and Variables

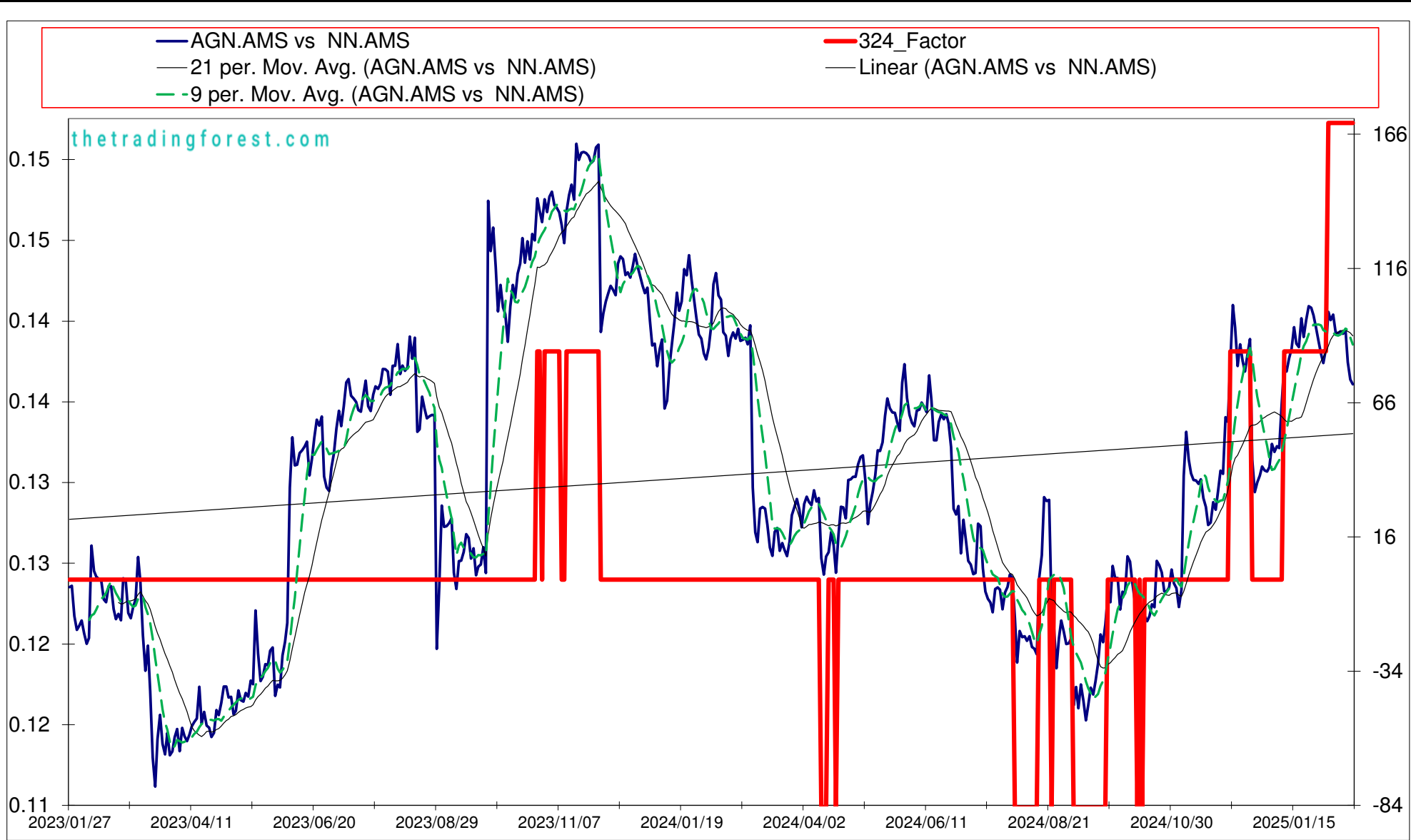
Market Cap : (B)9 628

NN.AMS  
Nn Group Nv  
Financials  
Nonlife Insurance  
Netherlands

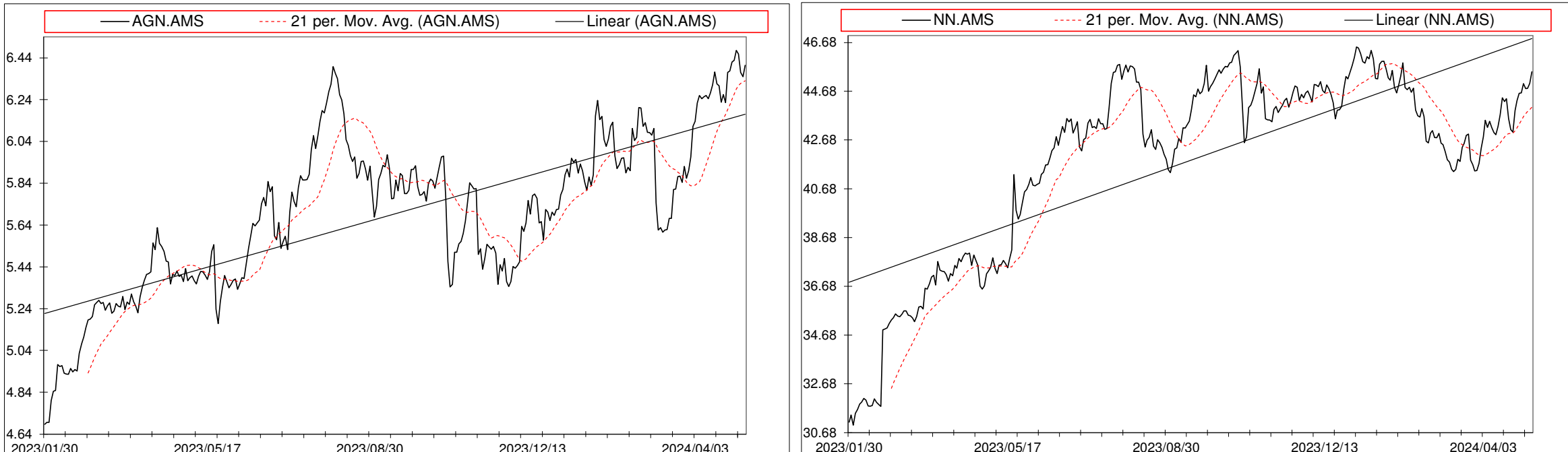
Plan your enrty levels. Focus on the process not the outcome. Expect further short-term deviation from the trade signal. "Patience"

Market Cap : (B)12 229

-1.964														-18.791														9.566													
Date	Price or Relative Price	Short_Term_ Radar	Medium_ Term_Radar	Caterpillar_ %	Wise_ Owl(Rnk)	324_Factor	Factor_324	Defcon _Index	Defcon _Index_Trade	Margin of Safety	75_Day_Mom	Trade_Rating (Guidance)	Trendsum																												
2024/12/18	0.135	No Trade	No Trade	18.61%	0	Absolutely No	0	0	Absolutely no Trade	1.83%	10.39%	C	-2																												
2024/12/19	0.135	No Trade	No Trade	21.97%	0	Absolutely No	0	0	Absolutely no Trade	2.16%	11.93%	C	-6																												
2024/12/20	0.136	No Trade	No Trade	26.53%	0	Absolutely No	0	0	Absolutely no Trade	2.61%	11.05%	C	-8																												
2024/12/23	0.135	No Trade	No Trade	25.24%	0	Absolutely No	0	0	Absolutely no Trade	2.48%	11.76%	C	-8																												
2024/12/27	0.135	No Trade	No Trade	25.50%	0	Absolutely No	0	0	Absolutely no Trade	2.51%	12.84%	C	-7																												
2024/12/30	0.136	No Trade	No Trade	28.33%	0	Absolutely No	0	0	Absolutely no Trade	2.79%	12.22%	C	-6																												
2025/01/02	0.137	No Trade	No Trade	39.95%	0	Absolutely No	0	0	Absolutely no Trade	3.93%	12.38%	C	-4																												
2025/01/03	0.137	No Trade	No Trade	36.30%	0	Absolutely No	0	0	Absolutely no Trade	3.57%	12.36%	C	-1																												
2025/01/06	0.137	No Trade	No Trade	39.58%	0	Absolutely No	0	0	Absolutely no Trade	3.90%	11.90%	C	2																												
2025/01/07	0.137	No Trade	No Trade	38.91%	0	Absolutely No	0	0	Absolutely no Trade	3.83%	10.81%	C	6																												
2025/01/08	0.140	No Trade	No Trade	60.56%	0	Absolutely No	0	92	Research Defon Sell	5.96%	11.44%	C	9																												
2025/01/09	0.142	No Trade	No Trade	79.48%	50	Research	85	94	Research Defon Sell	7.82%	13.81%	C	11																												
2025/01/10	0.142	No Trade	No Trade	76.14%	50	Research	85	94	Research Defon Sell	7.49%	12.46%	C	13																												
2025/01/13	0.142	No Trade	No Trade	82.94%	50	Research	85	94	Research Defon Sell	8.16%	11.47%	C	16																												
2025/01/14	0.143	No Trade	No Trade	87.72%	50	Research	85	95	Research Defon Sell	8.63%	12.33%	C	19																												
2025/01/15	0.144	No Trade	No Trade	98.39%	50	Research	85	96	Research Defon Sell	9.68%	11.41%	C	21																												
2025/01/16	0.143	No Trade	No Trade	90.69%	50	Research	85	95	Research Defon Sell	8.93%	11.29%	C	23																												
2025/01/17	0.143	No Trade	No Trade	89.22%	50	Research	85	95	Research Defon Sell	8.78%	11.11%	C	25																												
2025/01/20	0.145	No Trade	No Trade	100.00%	50	Research	85	96	Research Defon Sell	10.21%	14.23%	C	28																												
2025/01/21	0.144	No Trade	No Trade	91.50%	50	Research	85	95	Research Defon Sell	9.34%	12.33%	C	29																												
2025/01/22	0.145	No Trade	No Trade	99.63%	50	Research	85	96	Research Defon Sell	10.17%	13.26%	C	30																												
2025/01/23	0.146	No Trade	No Trade	100.00%	60	Research	85	96	Research Defon Sell	10.84%	11.90%	C	31																												
2025/01/24	0.146	No Trade	No Trade	99.48%	60	Research	85	96	Research Defon Sell	10.78%	12.11%	C	33																												
2025/01/27	0.145	No Trade	No Trade	96.81%	60	Research	85	96	Research Defon Sell	10.49%	12.87%	C	34																												
2025/01/28	0.144	No Trade	No Trade	91.69%	60	Research	85	96	Research Defon Sell	9.94%	13.30%	C	34																												
2025/01/29	0.143	No Trade	No Trade	85.93%	50	Research	85	95	Research Defon Sell	9.31%	14.26%	C	31																												
2025/01/30	0.143	No Trade	No Trade	80.65%	50	Research	85	94	Research Defon Sell	8.74%	12.86%	C	28																												
2025/01/31	0.142	No Trade	No Trade	76.77%	50	Research	85	94	Research Defon Sell	8.32%	13.03%	C	24																												
2025/02/03	0.143	No Trade	No Trade	83.34%	50	Research	85	95	Research Defon Sell	9.03%	13.04%	C	21																												
2025/02/04	0.145	No Trade	No Trade	99.91%	90	Research	170	96	Research Defon Sell	10.83%	15.19%	AA	18																												
2025/02/05	0.145	No Trade	No Trade	96.51%	90	Research	170	96	Research Defon Sell	10.46%	14.50%	AA	15																												
2025/02/06	0.145	No Trade	No Trade	99.13%	90	Research	170	96	Research Defon Sell	10.74%	14.11%	AA	12																												
2025/02/07	0.144	No Trade	No Trade	91.37%	90	Research	170	95	Research Defon Sell	9.90%	13.39%	AA	12																												
2025/02/10	0.144	No Trade	No Trade	91.76%	75	Research	170	95	Research Defon Sell	9.94%	10.86%	AA	10																												
2025/02/11	0.144	No Trade	No Trade	92.77%	75	Research	170	95	Research Defon Sell	10.05%	11.17%	AA	8																												
2025/02/12	0.144	No Trade	No Trade	91.90%	75	Research	170	95	Research Defon Sell	9.96%	11.45%	AA	6																												
2025/02/13	0.144	No Trade	No Trade	93.79%	75	Research	170	95	Research Defon Sell	10.16%	12.67%	AA	5																												
2025/02/14	0.142	No Trade	No Trade	79.91%	60	Research	170	94	Research Defon Sell	8.66%	11.10%	B	2																												
2025/02/17	0.141	No Trade	No Trade	72.89%	50	Research	170	93	Research Defon Sell	7.90%	10.04%	B	-3																												
2025/02/18	0.141	No Trade	No Trade	70.95%	50	Research	170	93	Research Defon Sell	7.69%	8.87%	C	-9																												



Date	9 day	9 vs 21 day	33 day
2024/12/30	Sell_9day	Sell 9 vs 21	Sell 33_Day
2025/01/02	Buy_9day	Sell 9 vs 21	Sell 33_Day
2025/01/03	Buy_9day	Sell 9 vs 21	Sell 33_Day
2025/01/06	Buy_9day	Sell 9 vs 21	Sell 33_Day
2025/01/07	Buy_9day	Sell 9 vs 21	Sell 33_Day
2025/01/08	Buy_9day	Sell 9 vs 21	Buy 33_Day
2025/01/09	Buy_9day	Sell 9 vs 21	Buy 33_Day
2025/01/10	Buy_9day	Sell 9 vs 21	Buy 33_Day
2025/01/13	Buy_9day	Buy 9 vs 21	Buy 33_Day
2025/01/14	Buy_9day	Buy 9 vs 21	Buy 33_Day
2025/01/15	Buy_9day	Buy 9 vs 21	Buy 33_Day
2025/01/16	Buy_9day	Buy 9 vs 21	Buy 33_Day
2025/01/17	Buy_9day	Buy 9 vs 21	Buy 33_Day
2025/01/20	Buy_9day	Buy 9 vs 21	Buy 33_Day
2025/01/21	Buy_9day	Buy 9 vs 21	Buy 33_Day
2025/01/22	Buy_9day	Buy 9 vs 21	Buy 33_Day
2025/01/23	Buy_9day	Buy 9 vs 21	Buy 33_Day
2025/01/24	Buy_9day	Buy 9 vs 21	Buy 33_Day
2025/01/27	Buy_9day	Buy 9 vs 21	Buy 33_Day
2025/01/28	Sell_9day	Buy 9 vs 21	Buy 33_Day
2025/01/29	Sell_9day	Buy 9 vs 21	Buy 33_Day
2025/01/30	Sell_9day	Buy 9 vs 21	Buy 33_Day
2025/01/31	Sell_9day	Buy 9 vs 21	Buy 33_Day
2025/02/03	Sell_9day	Buy 9 vs 21	Buy 33_Day
2025/02/04	Buy_9day	Buy 9 vs 21	Buy 33_Day
2025/02/05	Buy_9day	Buy 9 vs 21	Buy 33_Day
2025/02/06	Buy_9day	Buy 9 vs 21	Buy 33_Day
2025/02/07	Buy_9day	Sell 9 vs 21	Buy 33_Day
2025/02/10	Buy_9day	Sell 9 vs 21	Buy 33_Day
2025/02/11	Buy_9day	Sell 9 vs 21	Buy 33_Day
2025/02/12	Sell_9day	Sell 9 vs 21	Buy 33_Day
2025/02/13	Sell_9day	Buy 9 vs 21	Buy 33_Day
2025/02/14	Sell_9day	Buy 9 vs 21	Sell 33_Day
2025/02/17	Sell_9day	Sell 9 vs 21	Sell 33_Day
2025/02/18	Sell_9day	Sell 9 vs 21	Sell 33_Day

Strategy Universe		Euro_Ins_Pairs		Ascendant guidance		Trade		Strategy_Open Date		2025/02/14		Caterpillar Guidance		Trade	
<div><div><div>AGN.AMS</div><div>21 per. Mov. Avg. (AGN.AMS)</div><div>Linear (AGN.AMS)</div></div><div><div>NN.AMS</div><div>21 per. Mov. Avg. (NN.AMS)</div><div>Linear (NN.AMS)</div></div></div> 		(+): Mom Days		70											
		(-): Mom Days		0											
		Guided: Factor		66 day											
		324_Buy Guidance		0.0%											
		324_Sell Guidance		90.4%											
		Mom_75 (days)		8.9%											
		9 vs 21 day		-0.37%											
		Price vs 9 day		-1.72%											

S  
e  
|  
|

# AMS.MAD

Amadeus It Group S.A.

Information Technology

Software & Computer Services

Spain

Market Cap : (B) 29 224

Follow the " 3day to 5day waiting period " before entering the trade : understand the Graph, Trend and Variables

# EOAN.ETR

E. On Se

Utilities

Gas, Water & Multiutilities

France

Market Cap : (B) 31 431

Plan your enrty levels. Focus on the process not the outcome. Expect further short-term deviation from the trade signal. "Patience"

-2.354										30.048					-12.767	
Date	Price or Relative Price	Short_Term_ Radar	Medium_ Term_Radar	Caterpillar_ %	Wise_ Owl(Rnk)	324_Factor	Factor_324	Defcon _Index	Defcon _Index_Trade	Margin of Safety	75_Day_Mom	Trade_Rating (Guidance)	Trendsum			
2024/12/18	6.107	No Trade	No Trade	72.53%	50	Research	85	99	Research Defon Sell	10.78%	32.24%	B	3			
2024/12/19	6.004	No Trade	No Trade	59.74%	50	Research	85	97	Research Defon Sell	8.88%	29.59%	B	3			
2024/12/20	6.150	No Trade	No Trade	81.16%	50	Research	85	99	Research Defon Sell	11.48%	30.22%	A	6			
2024/12/23	6.028	No Trade	No Trade	64.79%	50	Research	85	97	Research Defon Sell	9.17%	28.91%	B	10			
2024/12/27	6.092	No Trade	No Trade	72.02%	50	Research	85	98	Research Defon Sell	10.19%	31.36%	B	12			
2024/12/30	5.986	No Trade	No Trade	57.74%	50	Research	85	97	Research Defon Sell	8.17%	28.70%	B	11			
2025/01/02	5.982	No Trade	No Trade	56.49%	50	Research	85	97	Research Defon Sell	7.99%	27.98%	B	9			
2025/01/03	5.848	No Trade	No Trade	39.18%	0	Absolutely No	0	94	Research Defon Sell	5.54%	25.13%	C	6			
2025/01/06	5.991	No Trade	No Trade	56.74%	50	Research	85	97	Research Defon Sell	8.03%	26.30%	B	3			
2025/01/07	5.991	No Trade	No Trade	56.50%	50	Research	85	97	Research Defon Sell	7.99%	25.94%	B	0			
2025/01/08	6.091	No Trade	No Trade	68.95%	50	Research	85	98	Research Defon Sell	9.75%	23.68%	B	-1			
2025/01/09	6.187	No Trade	No Trade	80.96%	50	Research	85	100	Research Defon Sell	11.45%	25.65%	A	0			
2025/01/10	6.457	No Trade	No Trade	100.00%	50	Research	85	100	Research Defon Sell	16.27%	31.25%	A	3			
2025/01/13	6.406	No Trade	No Trade	93.68%	50	Research	85	99	Research Defon Sell	15.25%	30.60%	A	8			
2025/01/14	6.345	No Trade	No Trade	86.70%	50	Research	85	98	Research Defon Sell	14.11%	29.41%	B	11			
2025/01/15	6.226	No Trade	No Trade	73.38%	50	Research	85	96	Research Defon Sell	11.94%	25.99%	B	13			
2025/01/16	6.134	No Trade	No Trade	62.97%	0	Research	85	0	Absolutely no Trade	10.25%	22.58%	C	12			
2025/01/17	6.095	No Trade	No Trade	58.54%	0	Research	85	0	Absolutely no Trade	9.53%	25.30%	C	10			
2025/01/20	6.114	No Trade	No Trade	59.90%	0	Research	85	0	Absolutely no Trade	9.75%	25.76%	C	7			
2025/01/21	6.114	No Trade	No Trade	59.70%	0	Research	85	0	Absolutely no Trade	9.72%	27.34%	C	1			
2025/01/22	6.251	No Trade	No Trade	74.58%	50	Research	85	97	Research Defon Sell	12.14%	26.21%	B	-2			
2025/01/23	6.281	No Trade	No Trade	77.69%	50	Research	85	97	Research Defon Sell	12.64%	26.40%	B	-4			
2025/01/24	6.282	No Trade	No Trade	77.59%	50	Research	85	97	Research Defon Sell	12.63%	24.77%	B	-3			
2025/01/27	6.068	No Trade	No Trade	53.37%	0	Research	85	0	Absolutely no Trade	8.69%	19.93%	C	-1			
2025/01/28	6.228	No Trade	No Trade	70.79%	50	Research	85	96	Research Defon Sell	11.52%	21.04%	B	-1			
2025/01/29	6.256	No Trade	No Trade	73.65%	50	Research	85	97	Research Defon Sell	11.99%	22.05%	B	0			
2025/01/30	6.172	No Trade	No Trade	64.25%	50	Research	85	96	Research Defon Sell	10.46%	20.47%	B	-1			
2025/01/31	6.204	No Trade	No Trade	67.48%	50	Research	85	96	Research Defon Sell	10.98%	21.59%	B	-4			
2025/02/03	6.213	No Trade	No Trade	67.92%	50	Research	85	96	Research Defon Sell	11.05%	23.48%	B	-6			
2025/02/04	6.263	No Trade	No Trade	73.17%	50	Research	85	97	Research Defon Sell	11.91%	23.01%	B	-8			
2025/02/05	6.330	No Trade	No Trade	80.26%	50	Research	85	98	Research Defon Sell	13.06%	24.44%	B	-8			
2025/02/06	6.185	No Trade	No Trade	64.13%	50	Research	85	96	Research Defon Sell	10.44%	19.36%	B	-7			
2025/02/07	6.171	No Trade	No Trade	62.44%	50	Research	85	96	Research Defon Sell	10.16%	18.89%	B	-7			
2025/02/10	6.144	No Trade	No Trade	58.83%	50	Research	85	95	Research Defon Sell	9.57%	14.95%	C	-6			
2025/02/11	6.113	No Trade	No Trade	55.24%	0	Research	85	0	Absolutely no Trade	8.99%	16.69%	C	-6			
2025/02/12	6.245	No Trade	No Trade	69.51%	50	Research	85	97	Research Defon Sell	11.31%	19.73%	B	-6			
2025/02/13	6.236	No Trade	No Trade	68.24%	50	Research	85	97	Research Defon Sell	11.11%	17.82%	B	-7			
2025/02/14	6.255	No Trade	No Trade	70.09%	50	Research	85	97	Research Defon Sell	11.41%	16.43%	B	-8			
2025/02/17	6.237	No Trade	No Trade	67.50%	50	Research	85	97	Research Defon Sell	10.98%	18.36%	B	-11			
2025/02/18	6.214	No Trade	No Trade	64.78%	50	Research	85	96	Research Defon Sell	10.54%	16.32%	B	-12			



Date	9 day	9 vs 21 day	33 day
2024/12/30	Buy_9day	Buy 9 vs 21	Buy 33_Day
2025/01/02	Sell_9day	Buy 9 vs 21	Buy 33_Day
2025/01/03	Sell_9day	Buy 9 vs 21	Buy 33_Day
2025/01/06	Sell_9day	Buy 9 vs 21	Buy 33_Day
2025/01/07	Sell_9day	Buy 9 vs 21	Buy 33_Day
2025/01/08	Buy_9day	Buy 9 vs 21	Buy 33_Day
2025/01/09	Buy_9day	Buy 9 vs 21	Buy 33_Day
2025/01/10	Buy_9day	Buy 9 vs 21	Buy 33_Day
2025/01/13	Buy_9day	Buy 9 vs 21	Buy 33_Day
2025/01/14	Buy_9day	Buy 9 vs 21	Buy 33_Day
2025/01/15	Buy_9day	Buy 9 vs 21	Buy 33_Day
2025/01/16	Sell_9day	Buy 9 vs 21	Buy 33_Day
2025/01/17	Sell_9day	Buy 9 vs 21	Buy 33_Day
2025/01/20	Sell_9day	Buy 9 vs 21	Buy 33_Day
2025/01/21	Sell_9day	Buy 9 vs 21	Buy 33_Day
2025/01/22	Buy_9day	Buy 9 vs 21	Buy 33_Day
2025/01/23	Buy_9day	Buy 9 vs 21	Buy 33_Day
2025/01/24	Buy_9day	Buy 9 vs 21	Buy 33_Day
2025/01/27	Sell_9day	Buy 9 vs 21	Buy 33_Day
2025/01/28	Buy_9day	Buy 9 vs 21	Buy 33_Day
2025/01/29	Buy_9day	Buy 9 vs 21	Buy 33_Day
2025/01/30	Sell_9day	Buy 9 vs 21	Buy 33_Day
2025/01/31	Sell_9day	Buy 9 vs 21	Buy 33_Day
2025/02/03	Sell_9day	Buy 9 vs 21	Buy 33_Day
2025/02/04	Buy_9day	Buy 9 vs 21	Buy 33_Day
2025/02/05	Buy_9day	Sell 9 vs 21	Buy 33_Day
2025/02/06	Sell_9day	Sell 9 vs 21	Buy 33_Day
2025/02/07	Sell_9day	Sell 9 vs 21	Buy 33_Day
2025/02/10	Sell_9day	Buy 9 vs 21	Sell 33_Day
2025/02/11	Sell_9day	Buy 9 vs 21	Sell 33_Day
2025/02/12	Buy_9day	Buy 9 vs 21	Buy 33_Day
2025/02/13	Buy_9day	Buy 9 vs 21	Buy 33_Day
2025/02/14	Buy_9day	Buy 9 vs 21	Buy 33_Day
2025/02/17	Buy_9day	Buy 9 vs 21	Buy 33_Day
2025/02/18	Buy_9day	Sell 9 vs 21	Buy 33_Day

Strategy Universe	Euro_Europe_STOXX50_Pairs	Ascendant guidance	Trade	Strategy_Open Date	2025/02/14	Caterpillar Guidance	Trade
						(+) : Mom Days	94
						(-) : Mom Days	0
						Guided : Factor	66 day
						324_Buy Guidance	0.0%
						324_Sell Guidance	96.2%
						Mom_75 (days)	16.3%
						9 vs 21 day	-0.20%
						Price vs 9 day	0.22%



S  
e  
l  
l

ELE.MAD

Endesa S.A.

Utilities

Gas, Water & Multiutilities

Italy

Market Cap : (B)

21 457

Follow the " 3day to 5day waiting period " before entering the trade : understand the Graph, Trend and Variables

IBE.MAD

Iberdrola S.A.

Utilities

Gas, Water & Multiutilities

Spain

Market Cap : (B)

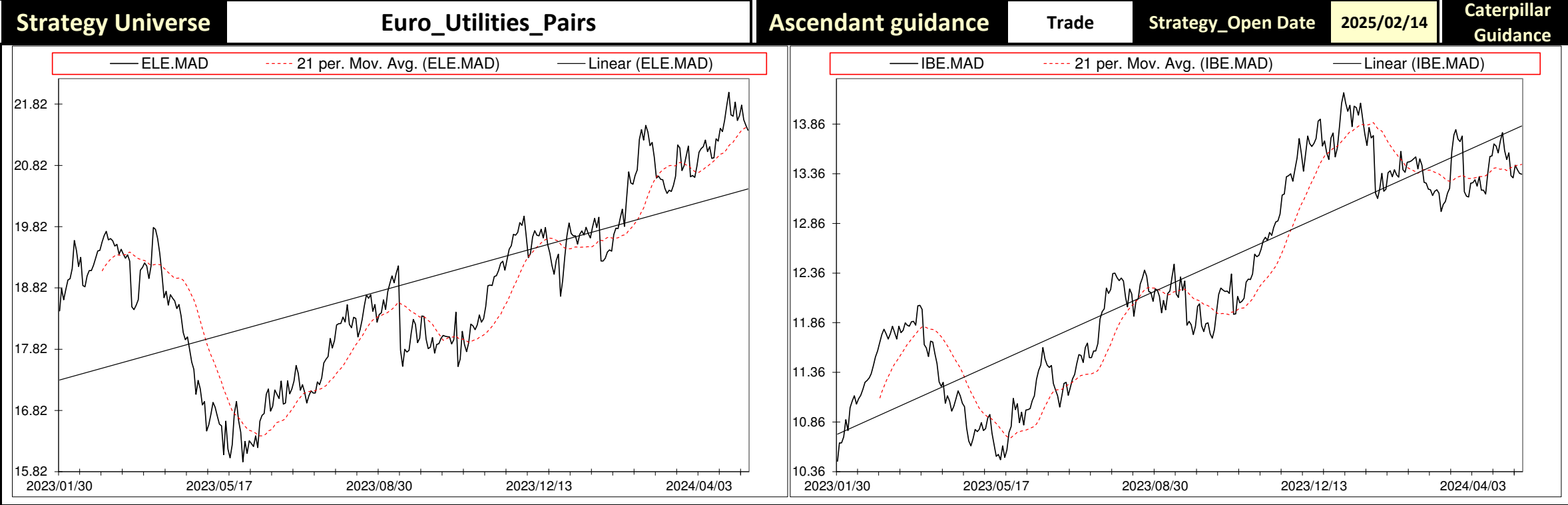
83 929

Plan your enrty levels. Focus on the process not the outcome. Expect further short-term deviation from the trade signal. "Patience"

-1.980															-20.617															10.412														
Date	Price or Relative Price	Short_Term_ Radar	Medium_ Term_Radar	Caterpillar_ %	Wise_ Owl(Rnk)	324_Factor	Factor_324	Defcon _Index	Defcon _Index_Trade	Margin of Safety	75_Day_Mom	Trade_Rating (Guidance)	Trendsum																															
2024/12/18	1.553	Sell_Panda_ST	Sell_Panda_ST	30.17%	0	Absolutely No	0	89	Research Defon Sell	4.48%	5.86%	C	19																															
2024/12/19	1.569	Sell_Panda_ST	No Trade	37.55%	0	Absolutely No	0	90	Research Defon Sell	5.57%	6.12%	C	13																															
2024/12/20	1.564	No Trade	No Trade	35.62%	0	Absolutely No	0	90	Research Defon Sell	5.29%	6.88%	C	10																															
2024/12/23	1.559	No Trade	No Trade	33.74%	0	Absolutely No	0	89	Research Defon Sell	5.01%	5.61%	C	5																															
2024/12/27	1.556	No Trade	No Trade	33.20%	0	Absolutely No	0	90	Research Defon Sell	4.93%	5.68%	C	1																															
2024/12/30	1.562	No Trade	No Trade	36.12%	0	Absolutely No	0	90	Research Defon Sell	5.36%	5.22%	C	-1																															
2025/01/02	1.557	No Trade	No Trade	34.55%	0	Absolutely No	0	90	Research Defon Sell	5.13%	5.02%	C	-3																															
2025/01/03	1.535	No Trade	No Trade	24.28%	0	Absolutely No	0	89	Research Defon Sell	3.60%	4.60%	C	-7																															
2025/01/06	1.502	No Trade	No Trade	9.73%	0	Absolutely No	0	0	Absolutely no Trade	1.44%	3.05%	C	-11																															
2025/01/07	1.518	No Trade	No Trade	17.27%	0	Absolutely No	0	88	Research Defon Sell	2.56%	4.73%	C	-15																															
2025/01/08	1.532	No Trade	No Trade	23.99%	0	Absolutely No	0	88	Research Defon Sell	3.56%	6.22%	C	-19																															
2025/01/09	1.538	No Trade	No Trade	26.65%	0	Absolutely No	0	89	Research Defon Sell	3.96%	7.60%	C	-21																															
2025/01/10	1.565	No Trade	No Trade	39.28%	0	Absolutely No	0	90	Research Defon Sell	5.83%	9.45%	C	-20																															
2025/01/13	1.572	No Trade	No Trade	42.86%	30	Research	85	91	Research Defon Sell	6.36%	8.78%	C	-17																															
2025/01/14	1.571	No Trade	No Trade	42.51%	30	Research	85	91	Research Defon Sell	6.31%	8.88%	C	-13																															
2025/01/15	1.568	No Trade	No Trade	41.29%	30	Research	85	91	Research Defon Sell	6.13%	8.96%	C	-10																															
2025/01/16	1.585	No Trade	No Trade	49.07%	30	Research	85	92	Research Defon Sell	7.28%	9.91%	C	-6																															
2025/01/17	1.586	No Trade	No Trade	49.65%	30	Research	85	92	Research Defon Sell	7.37%	12.20%	C	-3																															
2025/01/20	1.596	No Trade	No Trade	61.96%	30	Research	85	92	Research Defon Sell	8.12%	12.11%	C	1																															
2025/01/21	1.593	No Trade	No Trade	60.52%	30	Research	85	92	Research Defon Sell	7.93%	11.29%	C	5																															
2025/01/22	1.595	No Trade	No Trade	61.67%	30	Research	85	92	Research Defon Sell	8.08%	12.64%	C	5																															
2025/01/23	1.601	No Trade	No Trade	64.98%	30	Research	85	92	Research Defon Sell	8.51%	13.24%	C	7																															
2025/01/24	1.591	No Trade	No Trade	60.20%	30	Research	85	92	Research Defon Sell	7.89%	12.85%	C	9																															
2025/01/27	1.567	No Trade	No Trade	48.15%	30	Research	85	90	Research Defon Sell	6.31%	11.58%	C	9																															
2025/01/28	1.570	No Trade	No Trade	49.99%	30	Research	85	91	Research Defon Sell	6.55%	11.64%	C	10																															
2025/01/29	1.566	No Trade	No Trade	48.35%	30	Research	85	90	Research Defon Sell	6.33%	13.46%	C	8																															
2025/01/30	1.568	No Trade	No Trade	57.57%	30	Research	85	90	Research Defon Sell	6.46%	12.79%	C	7																															
2025/01/31	1.567	No Trade	No Trade	56.94%	30	Research	85	90	Research Defon Sell	6.39%	12.16%	C	4																															
2025/02/03	1.588	No Trade	No Trade	78.43%	50	Research	85	92	Research Defon Sell	7.91%	13.62%	C	2																															
2025/02/04	1.592	No Trade	No Trade	81.08%	50	Research	85	92	Research Defon Sell	8.18%	13.52%	C	1																															
2025/02/05	1.598	No Trade	No Trade	85.45%	50	Research	85	92	Research Defon Sell	8.62%	14.09%	C	2																															
2025/02/06	1.592	No Trade	No Trade	81.59%	50	Research	85	92	Research Defon Sell	8.23%	13.24%	C	4																															
2025/02/07	1.601	No Trade	No Trade	87.97%	50	Research	85	92	Research Defon Sell	8.87%	14.38%	C	8																															
2025/02/10	1.610	No Trade	No Trade	94.90%	50	Research	85	93	Research Defon Sell	9.57%	14.06%	C	12																															
2025/02/11	1.615	No Trade	No Trade	98.69%	50	Research	85	93	Research Defon Sell	9.95%	15.19%	B	16																															
2025/02/12	1.624	No Trade	No Trade	100.00%	50	Research	85	93	Research Defon Sell	10.55%	15.34%	B	20																															
2025/02/13	1.621	No Trade	No Trade	98.63%	50	Research	85	93	Research Defon Sell	10.40%	14.93%	C	24																															
2025/02/14	1.609	No Trade	No Trade	90.80%	75	Research	170	92	Research Defon Sell	9.58%	14.30%	A	23																															
2025/02/17	1.606	No Trade	No Trade	89.83%	75	Research	170	92	Research Defon Sell	9.48%	13.40%	A	22																															
2025/02/18	1.602	Sell_Panda_ST	No Trade	86.95%	75	Research	170	92	Research Defon Sell	9.17%	12.27%	A	19																															



Date	9 day	9 vs 21 day	33 day
2024/12/30	Buy_9day	Sell 9 vs 21	Buy 33_Day
2025/01/02	Sell_9day	Sell 9 vs 21	Buy 33_Day
2025/01/03	Sell_9day	Sell 9 vs 21	Sell 33_Day
2025/01/06	Sell_9day	Sell 9 vs 21	Sell 33_Day
2025/01/07	Sell_9day	Sell 9 vs 21	Sell 33_Day
2025/01/08	Sell_9day	Sell 9 vs 21	Sell 33_Day
2025/01/09	Sell_9day	Sell 9 vs 21	Sell 33_Day
2025/01/10	Buy_9day	Sell 9 vs 21	Buy 33_Day
2025/01/13	Buy_9day	Sell 9 vs 21	Buy 33_Day
2025/01/14	Buy_9day	Sell 9 vs 21	Buy 33_Day
2025/01/15	Buy_9day	Sell 9 vs 21	Buy 33_Day
2025/01/16	Buy_9day	Sell 9 vs 21	Buy 33_Day
2025/01/17	Buy_9day	Buy 9 vs 21	Buy 33_Day
2025/01/20	Buy_9day	Buy 9 vs 21	Buy 33_Day
2025/01/21	Buy_9day	Buy 9 vs 21	Buy 33_Day
2025/01/22	Buy_9day	Buy 9 vs 21	Buy 33_Day
2025/01/23	Buy_9day	Buy 9 vs 21	Buy 33_Day
2025/01/24	Buy_9day	Buy 9 vs 21	Buy 33_Day
2025/01/27	Sell_9day	Buy 9 vs 21	Sell 33_Day
2025/01/28	Sell_9day	Buy 9 vs 21	Buy 33_Day
2025/01/29	Sell_9day	Buy 9 vs 21	Sell 33_Day
2025/01/30	Sell_9day	Buy 9 vs 21	Buy 33_Day
2025/01/31	Sell_9day	Buy 9 vs 21	Buy 33_Day
2025/02/03	Buy_9day	Buy 9 vs 21	Buy 33_Day
2025/02/04	Buy_9day	Buy 9 vs 21	Buy 33_Day
2025/02/05	Buy_9day	Buy 9 vs 21	Buy 33_Day
2025/02/06	Buy_9day	Sell 9 vs 21	Buy 33_Day
2025/02/07	Buy_9day	Buy 9 vs 21	Buy 33_Day
2025/02/10	Buy_9day	Buy 9 vs 21	Buy 33_Day
2025/02/11	Buy_9day	Buy 9 vs 21	Buy 33_Day
2025/02/12	Buy_9day	Buy 9 vs 21	Buy 33_Day
2025/02/13	Buy_9day	Buy 9 vs 21	Buy 33_Day
2025/02/14	Buy_9day	Buy 9 vs 21	Buy 33_Day
2025/02/17	Sell_9day	Buy 9 vs 21	Buy 33_Day
2025/02/18	Sell_9day	Buy 9 vs 21	Buy 33_Day



Trade	
(+) : Mom Days	60
(-) : Mom Days	0
Guided : Factor	33 day
324_Buy Guidance	0.0%
324_Sell Guidance	86.1%
Mom_75 (days)	12.3%
9 vs 21 day	0.94%
Price vs 9 day	-0.45%

S  
e  
|  
|

ELE.MAD

Endesa S.A.

Utilities

Gas, Water & Multiutilities

Italy

Market Cap : (B)21 457

RED.MAD

Red Electrica Corporacion S.A.

Utilities

Gas, Water & Multiutilities

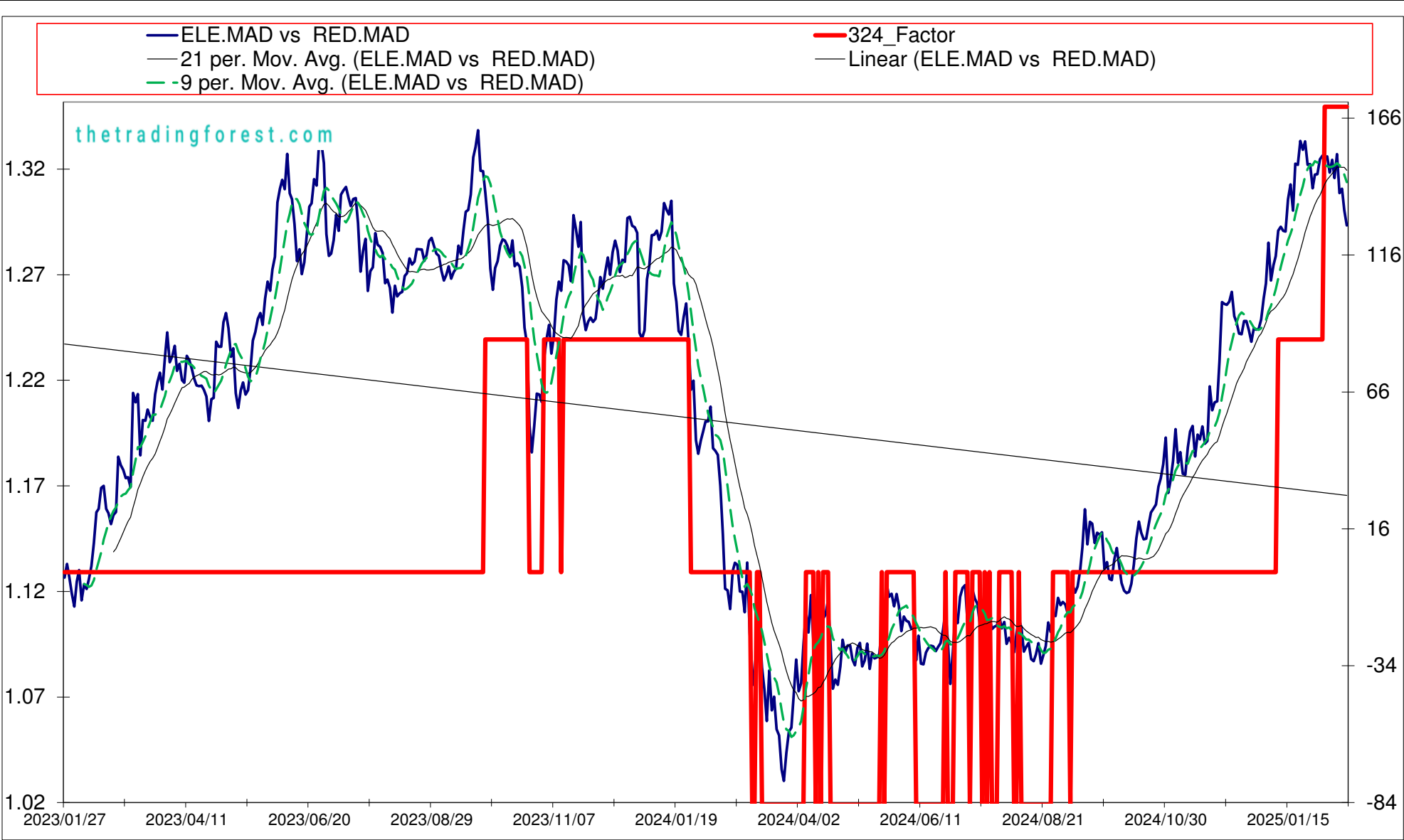
Spain

Market Cap : (B)9 201

Follow the " 3day to 5day waiting period " before entering the trade : understand the Graph, Trend and Variables

Plan your enrty levels. Focus on the process not the outcome. Expect further short-term deviation from the trade signal. "Patience"

-3.3446.311-1.887														
Date	Price or Relative Price	Short_Term_ Radar	Medium_ Term_Radar	Caterpillar_ %	Wise_ Owl(Rnk)	324_Factor	Factor_324	Defcon _Index	Defcon _Index_Trade	Margin of Safety	75_Day_Mom	Trade_Rating (Guidance)	Trendsum	
2024/12/18	1.237	No Trade	No Trade	27.12%	0	Absolutely No	0	95	Research Defon Sell	4.38%	12.24%	C	10	
2024/12/19	1.243	No Trade	No Trade	30.44%	0	Absolutely No	0	96	Research Defon Sell	4.92%	10.84%	C	6	
2024/12/20	1.242	No Trade	No Trade	30.01%	0	Absolutely No	0	95	Research Defon Sell	4.85%	11.14%	C	2	
2024/12/23	1.243	No Trade	No Trade	30.04%	0	Absolutely No	0	95	Research Defon Sell	4.85%	10.88%	C	-1	
2024/12/27	1.247	No Trade	No Trade	32.27%	0	Absolutely No	0	96	Research Defon Sell	5.21%	10.54%	C	-1	
2024/12/30	1.257	No Trade	No Trade	37.31%	0	Absolutely No	0	97	Research Defon Sell	6.03%	10.34%	C	2	
2025/01/02	1.264	No Trade	No Trade	40.94%	0	Absolutely No	0	97	Research Defon Sell	6.61%	9.25%	C	5	
2025/01/03	1.283	No Trade	No Trade	50.96%	0	Absolutely No	0	98	Research Defon Sell	8.23%	12.52%	C	7	
2025/01/06	1.266	No Trade	No Trade	46.26%	0	Absolutely No	0	96	Research Defon Sell	6.70%	9.93%	C	8	
2025/01/07	1.273	No Trade	No Trade	50.53%	0	Absolutely No	0	97	Research Defon Sell	7.30%	10.64%	C	9	
2025/01/08	1.277	No Trade	No Trade	56.51%	0	Absolutely No	0	97	Research Defon Sell	7.66%	11.90%	C	10	
2025/01/09	1.289	No Trade	No Trade	69.83%	50	Research	85	98	Research Defon Sell	8.67%	12.49%	C	14	
2025/01/10	1.291	No Trade	No Trade	71.02%	50	Research	85	98	Research Defon Sell	8.82%	12.74%	C	17	
2025/01/13	1.289	No Trade	No Trade	69.51%	50	Research	85	98	Research Defon Sell	8.63%	12.45%	C	19	
2025/01/14	1.289	No Trade	No Trade	69.28%	50	Research	85	98	Research Defon Sell	8.60%	14.17%	C	20	
2025/01/15	1.304	No Trade	No Trade	79.62%	50	Research	85	99	Research Defon Sell	9.88%	15.19%	B	21	
2025/01/16	1.311	No Trade	No Trade	84.33%	50	Research	85	99	Research Defon Sell	10.47%	16.62%	B	22	
2025/01/17	1.299	No Trade	No Trade	75.83%	50	Research	85	98	Research Defon Sell	9.41%	15.57%	B	24	
2025/01/20	1.321	No Trade	No Trade	90.71%	50	Research	85	99	Research Defon Sell	11.26%	16.54%	A	27	
2025/01/21	1.320	No Trade	No Trade	90.28%	50	Research	85	99	Research Defon Sell	11.21%	15.93%	A	28	
2025/01/22	1.332	No Trade	No Trade	97.94%	50	Research	85	100	Research Defon Sell	12.16%	17.84%	A	28	
2025/01/23	1.327	No Trade	No Trade	95.05%	50	Research	85	99	Research Defon Sell	11.80%	18.28%	A	30	
2025/01/24	1.331	No Trade	No Trade	97.67%	60	Research	85	100	Research Defon Sell	12.12%	19.02%	A	31	
2025/01/27	1.320	No Trade	No Trade	89.96%	60	Research	85	99	Research Defon Sell	11.17%	18.15%	B	33	
2025/01/28	1.321	No Trade	No Trade	90.17%	60	Research	85	99	Research Defon Sell	11.19%	18.12%	B	32	
2025/01/29	1.309	Sell_Panda_ST	No Trade	82.36%	50	Research	85	98	Research Defon Sell	10.22%	16.70%	B	31	
2025/01/30	1.316	Sell_Panda_ST	No Trade	86.68%	50	Research	85	99	Research Defon Sell	10.76%	16.32%	B	27	
2025/01/31	1.316	Sell_Panda_ST	No Trade	86.74%	50	Research	85	99	Research Defon Sell	10.77%	15.08%	B	23	
2025/02/03	1.323	No Trade	No Trade	91.32%	50	Research	85	99	Research Defon Sell	11.34%	14.90%	C	22	
2025/02/04	1.325	No Trade	No Trade	92.43%	50	Research	85	99	Research Defon Sell	11.47%	15.57%	A	19	
2025/02/05	1.324	No Trade	No Trade	91.62%	90	Research	170	99	Research Defon Sell	11.37%	15.79%	AAA	17	
2025/02/06	1.324	No Trade	No Trade	92.14%	90	Research	170	99	Research Defon Sell	11.44%	15.83%	AAA	17	
2025/02/07	1.317	No Trade	No Trade	86.88%	90	Research	170	99	Research Defon Sell	10.79%	14.49%	AAA	16	
2025/02/10	1.323	No Trade	No Trade	90.75%	90	Research	170	99	Research Defon Sell	11.27%	14.45%	AAA	14	
2025/02/11	1.314	No Trade	No Trade	84.85%	75	Research	170	98	Research Defon Sell	10.53%	13.52%	AA	10	
2025/02/12	1.325	No Trade	No Trade	92.48%	75	Research	170	99	Research Defon Sell	11.48%	14.31%	AA	9	
2025/02/13	1.307	No Trade	No Trade	79.95%	75	Research	170	98	Research Defon Sell	9.92%	11.90%	AA	8	
2025/02/14	1.309	No Trade	No Trade	81.31%	75	Research	170	98	Research Defon Sell	10.09%	11.70%	AA	4	
2025/02/17	1.299	No Trade	No Trade	74.24%	60	Research	170	97	Research Defon Sell	9.22%	10.21%	AA	0	
2025/02/18	1.292	No Trade	No Trade	69.32%	60	Research	170	97	Research Defon Sell	8.60%	8.44%	C	-5	



Date	9 day	9 vs 21 day	33 day
2024/12/30	Buy_9day	Buy 9 vs 21	Buy 33_Day
2025/01/02	Buy_9day	Buy 9 vs 21	Buy 33_Day
2025/01/03	Buy_9day	Buy 9 vs 21	Buy 33_Day
2025/01/06	Buy_9day	Buy 9 vs 21	Buy 33_Day
2025/01/07	Buy_9day	Buy 9 vs 21	Buy 33_Day
2025/01/08	Buy_9day	Buy 9 vs 21	Buy 33_Day
2025/01/09	Buy_9day	Buy 9 vs 21	Buy 33_Day
2025/01/10	Buy_9day	Buy 9 vs 21	Buy 33_Day
2025/01/13	Buy_9day	Buy 9 vs 21	Buy 33_Day
2025/01/14	Buy_9day	Buy 9 vs 21	Buy 33_Day
2025/01/15	Buy_9day	Buy 9 vs 21	Buy 33_Day
2025/01/16	Buy_9day	Buy 9 vs 21	Buy 33_Day
2025/01/17	Buy_9day	Buy 9 vs 21	Buy 33_Day
2025/01/20	Buy_9day	Buy 9 vs 21	Buy 33_Day
2025/01/21	Buy_9day	Buy 9 vs 21	Buy 33_Day
2025/01/22	Buy_9day	Buy 9 vs 21	Buy 33_Day
2025/01/23	Buy_9day	Buy 9 vs 21	Buy 33_Day
2025/01/24	Buy_9day	Buy 9 vs 21	Buy 33_Day
2025/01/27	Buy_9day	Buy 9 vs 21	Buy 33_Day
2025/01/28	Buy_9day	Buy 9 vs 21	Buy 33_Day
2025/01/29	Sell_9day	Buy 9 vs 21	Buy 33_Day
2025/01/30	Sell_9day	Buy 9 vs 21	Buy 33_Day
2025/01/31	Sell_9day	Buy 9 vs 21	Buy 33_Day
2025/02/03	Buy_9day	Buy 9 vs 21	Buy 33_Day
2025/02/04	Buy_9day	Buy 9 vs 21	Buy 33_Day
2025/02/05	Buy_9day	Buy 9 vs 21	Buy 33_Day
2025/02/06	Buy_9day	Buy 9 vs 21	Buy 33_Day
2025/02/07	Sell_9day	Buy 9 vs 21	Buy 33_Day
2025/02/10	Buy_9day	Buy 9 vs 21	Buy 33_Day
2025/02/11	Sell_9day	Buy 9 vs 21	Buy 33_Day
2025/02/12	Buy_9day	Buy 9 vs 21	Buy 33_Day
2025/02/13	Sell_9day	Buy 9 vs 21	Buy 33_Day
2025/02/14	Sell_9day	Sell 9 vs 21	Buy 33_Day
2025/02/17	Sell_9day	Sell 9 vs 21	Sell 33_Day
2025/02/18	Sell_9day	Sell 9 vs 21	Sell 33_Day

Strategy Universe	Euro_Utilities_Pairs	Ascendant guidance	Trade	Strategy_Open Date	2025/02/14	Caterpillar Guidance	Trade
						(+) : Mom Days	123
						(-) : Mom Days	0
						Guided : Factor	66 day
						324_Buy Guidance	0.0%
						324_Sell Guidance	96.6%
						Mom_75 (days)	8.4%
						9 vs 21 day	-0.42%
						Price vs 9 day	-1.56%



AD.AMS

Follow the " 3day to 5day waiting period " before entering the trade : understand the Graph, Trend and Variables

RBREW.CSE

Plan your enrty levels. Focus on the process not the outcome. Expect further short-term deviation from the trade signal. "Patience"

B Ahold Delhaize

u Consumer Staples

y Food and Drug Retailers

Netherlands

Market Cap : (B)

30 244

Royal Unibrew A/S

Consumer Staples

Food, Beverage and Tobacco

Denmark

Market Cap : (B)

26 428

-2.472

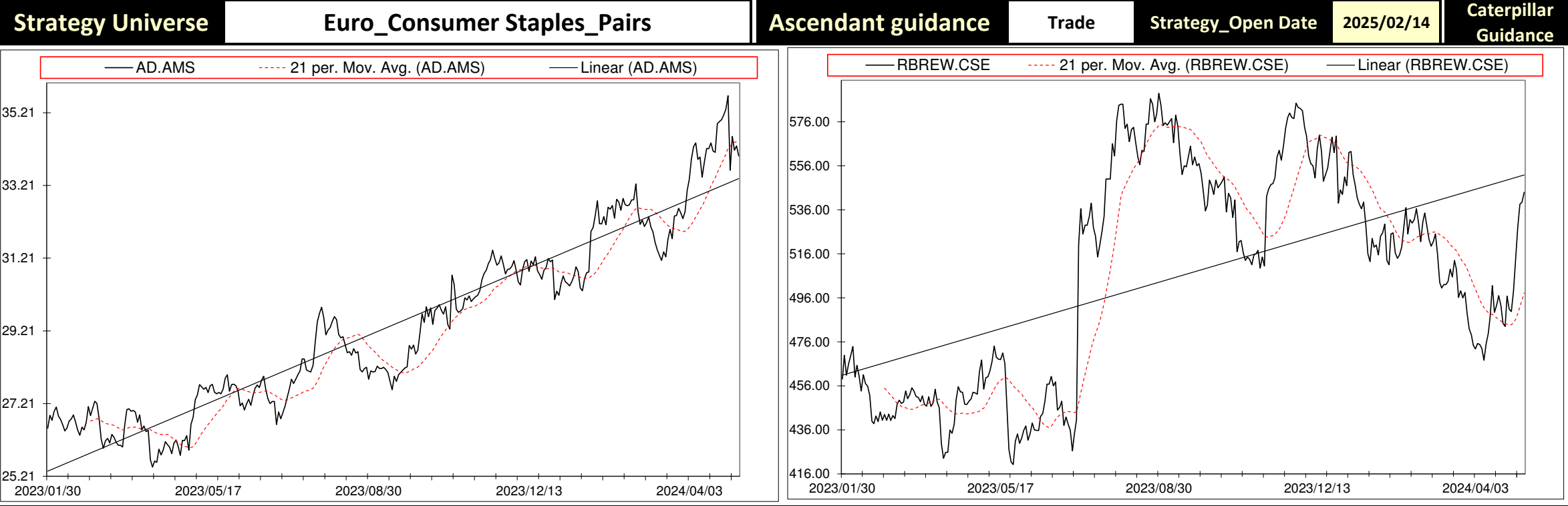
18.383

-7.435

Date	Price or Relative Price	Short_Term_ Radar	Medium_ Term_Radar	Caterpillar_ %	Wise_ Owl(Rnk)	324_Factor	Factor_324	Defcon _Index	Defcon _Index_Trade	Margin of Safety	75_Day_Mom	Trade_Rating (Guidance)	Trendsum
2024/12/18	0.063	No Trade	No Trade	32.33%	0	Absolutely No	0	97	Research Defon Sell	4.76%	16.77%	C	-10
2024/12/19	0.063	No Trade	No Trade	25.59%	0	Absolutely No	0	96	Research Defon Sell	3.77%	16.47%	C	-7
2024/12/20	0.062	No Trade	No Trade	22.09%	0	Absolutely No	0	96	Research Defon Sell	3.26%	15.61%	C	-4
2024/12/23	0.062	No Trade	No Trade	16.48%	0	Absolutely No	0	95	Research Defon Sell	2.43%	15.20%	C	-3
2024/12/27	0.062	No Trade	No Trade	13.51%	0	Absolutely No	0	95	Research Defon Sell	1.99%	15.67%	C	-3
2024/12/30	0.062	No Trade	No Trade	15.02%	0	Absolutely No	0	95	Research Defon Sell	2.21%	16.94%	C	-5
2025/01/02	0.062	No Trade	No Trade	14.98%	0	Absolutely No	0	95	Research Defon Sell	2.21%	16.56%	C	-8
2025/01/03	0.063	No Trade	No Trade	26.24%	0	Absolutely No	0	97	Research Defon Sell	3.87%	18.07%	C	-10
2025/01/06	0.064	No Trade	No Trade	38.37%	0	Absolutely No	0	98	Research Defon Sell	5.65%	19.38%	C	-9
2025/01/07	0.065	No Trade	No Trade	47.84%	0	Absolutely No	0	99	Research Defon Sell	7.05%	20.43%	C	-5
2025/01/08	0.065	No Trade	No Trade	52.61%	0	Absolutely No	0	100	Research Defon Sell	7.75%	21.66%	C	0
2025/01/09	0.065	No Trade	No Trade	53.44%	0	Absolutely No	0	100	Research Defon Sell	7.87%	20.25%	C	5
2025/01/10	0.066	No Trade	No Trade	64.40%	50	Research	85	100	Research Defon Sell	9.49%	19.62%	A	10
2025/01/13	0.067	No Trade	No Trade	71.59%	50	Research	85	100	Research Defon Sell	10.55%	19.81%	A	15
2025/01/14	0.068	No Trade	No Trade	79.95%	50	Research	85	100	Research Defon Sell	11.78%	19.74%	A	19
2025/01/15	0.070	No Trade	No Trade	100.00%	50	Research	85	100	Research Defon Sell	14.90%	27.33%	A	22
2025/01/16	0.071	No Trade	No Trade	100.00%	50	Research	85	100	Research Defon Sell	16.39%	29.31%	A	23
2025/01/17	0.071	No Trade	No Trade	100.00%	50	Research	85	100	Research Defon Sell	17.72%	29.51%	A	24
2025/01/20	0.072	No Trade	No Trade	100.00%	50	Research	85	100	Research Defon Sell	18.89%	26.84%	A	26
2025/01/21	0.073	No Trade	No Trade	100.00%	50	Research	85	100	Research Defon Sell	19.67%	30.01%	A	29
2025/01/22	0.073	No Trade	No Trade	98.85%	60	Research	85	100	Research Defon Sell	19.45%	30.92%	A	32
2025/01/23	0.072	No Trade	No Trade	90.34%	60	Research	85	98	Research Defon Sell	17.77%	31.29%	B	35
2025/01/24	0.070	No Trade	No Trade	74.65%	50	Research	85	96	Research Defon Sell	14.68%	28.42%	B	36
2025/01/27	0.069	Sell_Panda_ST	No Trade	72.09%	50	Research	85	96	Research Defon Sell	14.18%	26.07%	B	32
2025/01/28	0.068	Sell_Panda_ST	No Trade	62.16%	0	Research	85	0	Absolutely no Trade	12.23%	24.59%	C	26
2025/01/29	0.070	Sell_Panda_ST	No Trade	75.98%	50	Research	85	96	Research Defon Sell	14.95%	21.14%	B	20
2025/01/30	0.070	Sell_Panda_ST	No Trade	74.79%	50	Research	85	96	Research Defon Sell	14.71%	22.07%	B	15
2025/01/31	0.069	No Trade	No Trade	65.82%	0	Research	85	0	Absolutely no Trade	12.95%	24.12%	C	10
2025/02/03	0.069	No Trade	No Trade	69.94%	50	Research	85	95	Research Defon Sell	13.76%	25.96%	B	6
2025/02/04	0.072	No Trade	No Trade	93.23%	50	Research	85	99	Research Defon Sell	18.34%	30.58%	A	6
2025/02/05	0.072	No Trade	No Trade	95.90%	50	Research	85	100	Research Defon Sell	18.86%	33.37%	A	8
2025/02/06	0.070	No Trade	No Trade	79.84%	75	Research	170	97	Research Defon Sell	15.71%	29.07%	AA	12
2025/02/07	0.072	No Trade	No Trade	89.13%	90	Research	170	99	Research Defon Sell	17.53%	29.36%	AAA	15
2025/02/10	0.072	No Trade	No Trade	92.73%	90	Research	170	99	Research Defon Sell	18.24%	29.25%	AAA	16
2025/02/11	0.072	No Trade	No Trade	87.72%	90	Research	170	98	Research Defon Sell	17.25%	27.16%	AAA	15
2025/02/12	0.065	No Trade	No Trade	37.50%	0	Research	85	0	Absolutely no Trade	7.38%	15.40%	C	10
2025/02/13	0.065	No Trade	No Trade	37.09%	0	Research	85	0	Absolutely no Trade	7.30%	14.35%	C	5
2025/02/14	0.063	No Trade	No Trade	20.47%	0	Absolutely No	0	0	Absolutely no Trade	4.03%	10.57%	C	0
2025/02/17	0.064	No Trade	No Trade	21.04%	0	Absolutely No	0	0	Absolutely no Trade	4.14%	9.16%	C	-3
2025/02/18	0.063	No Trade	No Trade	12.28%	0	Absolutely No	0	0	Absolutely no Trade	2.41%	6.18%	C	-7



Date	9 day	9 vs 21 day	33 day
2024/12/30	Sell_9day	Buy 9 vs 21	Sell 33_Day
2025/01/02	Sell_9day	Buy 9 vs 21	Sell 33_Day
2025/01/03	Buy_9day	Buy 9 vs 21	Buy 33_Day
2025/01/06	Buy_9day	Buy 9 vs 21	Buy 33_Day
2025/01/07	Buy_9day	Buy 9 vs 21	Buy 33_Day
2025/01/08	Buy_9day	Buy 9 vs 21	Buy 33_Day
2025/01/09	Buy_9day	Buy 9 vs 21	Buy 33_Day
2025/01/10	Buy_9day	Buy 9 vs 21	Buy 33_Day
2025/01/13	Buy_9day	Buy 9 vs 21	Buy 33_Day
2025/01/14	Buy_9day	Buy 9 vs 21	Buy 33_Day
2025/01/15	Buy_9day	Buy 9 vs 21	Buy 33_Day
2025/01/16	Buy_9day	Buy 9 vs 21	Buy 33_Day
2025/01/17	Buy_9day	Buy 9 vs 21	Buy 33_Day
2025/01/20	Buy_9day	Buy 9 vs 21	Buy 33_Day
2025/01/21	Buy_9day	Buy 9 vs 21	Buy 33_Day
2025/01/22	Buy_9day	Buy 9 vs 21	Buy 33_Day
2025/01/23	Buy_9day	Buy 9 vs 21	Buy 33_Day
2025/01/24	Sell_9day	Buy 9 vs 21	Buy 33_Day
2025/01/27	Sell_9day	Buy 9 vs 21	Buy 33_Day
2025/01/28	Sell_9day	Buy 9 vs 21	Buy 33_Day
2025/01/29	Sell_9day	Buy 9 vs 21	Buy 33_Day
2025/01/30	Sell_9day	Buy 9 vs 21	Buy 33_Day
2025/01/31	Sell_9day	Buy 9 vs 21	Buy 33_Day
2025/02/03	Sell_9day	Buy 9 vs 21	Buy 33_Day
2025/02/04	Buy_9day	Buy 9 vs 21	Buy 33_Day
2025/02/05	Buy_9day	Buy 9 vs 21	Buy 33_Day
2025/02/06	Buy_9day	Buy 9 vs 21	Buy 33_Day
2025/02/07	Buy_9day	Buy 9 vs 21	Buy 33_Day
2025/02/10	Buy_9day	Buy 9 vs 21	Buy 33_Day
2025/02/11	Buy_9day	Buy 9 vs 21	Buy 33_Day
2025/02/12	Sell_9day	Sell 9 vs 21	Sell 33_Day
2025/02/13	Sell_9day	Sell 9 vs 21	Sell 33_Day
2025/02/14	Sell_9day	Sell 9 vs 21	Sell 33_Day
2025/02/17	Sell_9day	Sell 9 vs 21	Sell 33_Day
2025/02/18	Sell_9day	Sell 9 vs 21	Sell 33_Day



S  
e  
|  
|

AIR.PAR

Airbus Se

Industrials

Industrial Goods & Services

France

Market Cap : (B)

109 041

DIE.BRU

D'leteren Sa

Consumer Discretionary

Industrial Goods & Services

Belgium

Market Cap : (B)

10 870

Plan your enrty levels. Focus on the process not the outcome. Expect further short-term deviation from the trade signal. "Patience"

-0.664														11.283														-17.004															
Date	Price or Relative Price	Short_Term_ Radar	Medium_ Term_Radar	Caterpillar_ %	Wise_ Owl(Rnk)	324_Factor	Factor_324	Defcon _Index	Defcon _Index_Trade	Margin of Safety	75_Day_Mom	Trade_Rating (Guidance)	Trendsum																														
2024/12/18	0.983	No Trade	No Trade	100.00%	30	Absolutely No	0	100	Research Defon Sell	22.43%	61.03%	C	20																														
2024/12/19	0.958	No Trade	No Trade	85.98%	50	Research	85	97	Research Defon Sell	19.29%	61.52%	B	22																														
2024/12/20	0.956	No Trade	No Trade	84.89%	50	Research	85	97	Research Defon Sell	19.04%	66.51%	B	23																														
2024/12/23	0.961	No Trade	No Trade	87.32%	50	Research	85	98	Research Defon Sell	19.59%	54.96%	B	23																														
2024/12/27	0.964	No Trade	No Trade	88.95%	50	Research	85	98	Research Defon Sell	19.95%	48.06%	B	21																														
2024/12/30	0.969	No Trade	No Trade	91.29%	50	Research	85	99	Research Defon Sell	20.48%	46.31%	B	20																														
2025/01/02	0.990	No Trade	No Trade	100.00%	50	Research	85	100	Research Defon Sell	23.08%	54.11%	A	21																														
2025/01/03	0.995	No Trade	No Trade	100.00%	50	Research	85	100	Research Defon Sell	23.71%	52.05%	A	23																														
2025/01/06	0.997	No Trade	No Trade	100.00%	50	Research	85	100	Research Defon Sell	23.88%	50.41%	A	25																														
2025/01/07	1.014	No Trade	No Trade	100.00%	50	Research	85	100	Research Defon Sell	26.05%	54.33%	A	27																														
2025/01/08	1.017	No Trade	No Trade	100.00%	50	Research	85	100	Research Defon Sell	26.34%	47.79%	A	30																														
2025/01/09	1.006	No Trade	No Trade	94.82%	60	Research	85	99	Research Defon Sell	24.98%	45.65%	B	33																														
2025/01/10	1.018	No Trade	No Trade	100.00%	60	Research	85	100	Research Defon Sell	26.48%	43.94%	A	35																														
2025/01/13	1.007	No Trade	No Trade	94.96%	100	Research	170	99	Research Defon Sell	25.14%	43.28%	AAA	37																														
2025/01/14	1.012	No Trade	No Trade	96.86%	100	Research	170	99	Research Defon Sell	25.65%	45.86%	AAA	37																														
2025/01/15	0.992	Sell_Panda_ST	No Trade	87.72%	100	Research	170	97	Research Defon Sell	23.23%	41.50%	AAA	33																														
2025/01/16	1.004	Sell_Panda_ST	No Trade	93.45%	90	Research	170	99	Research Defon Sell	24.74%	47.80%	AAA	27																														
2025/01/17	1.028	No Trade	No Trade	100.00%	90	Research	170	100	Research Defon Sell	27.65%	48.77%	AAA	24																														
2025/01/20	1.042	No Trade	No Trade	100.00%	90	Research	170	100	Research Defon Sell	29.38%	57.05%	AAA	22																														
2025/01/21	1.042	No Trade	No Trade	99.91%	90	Research	170	100	Research Defon Sell	29.36%	55.49%	AAA	21																														
2025/01/22	1.045	No Trade	No Trade	100.00%	90	Research	170	100	Research Defon Sell	29.72%	57.24%	AAA	23																														
2025/01/23	1.055	No Trade	No Trade	100.00%	90	Research	170	100	Research Defon Sell	30.91%	60.17%	AAA	24																														
2025/01/24	1.071	No Trade	No Trade	100.00%	90	Research	170	100	Research Defon Sell	32.96%	61.39%	AAA	25																														
2025/01/27	1.055	No Trade	No Trade	93.67%	90	Research	170	98	Research Defon Sell	30.87%	57.65%	AAA	27																														
2025/01/28	1.038	No Trade	No Trade	87.23%	90	Research	170	97	Research Defon Sell	28.75%	56.22%	AA	28																														
2025/01/29	1.036	Sell_Panda_ST	No Trade	86.29%	90	Research	170	97	Research Defon Sell	28.44%	56.43%	AA	28																														
2025/01/30	1.017	Sell_Panda_ST	Sell_Panda_ST	79.13%	50	Research	170	0	Absolutely no Trade	26.08%	47.69%	B	23																														
2025/01/31	1.029	Sell_Panda_ST	No Trade	83.77%	75	Research	170	96	Research Defon Sell	27.61%	48.36%	AA	17																														
2025/02/03	1.028	No Trade	No Trade	83.36%	75	Research	170	96	Research Defon Sell	27.47%	47.62%	AA	11																														
2025/02/04	1.027	No Trade	No Trade	82.98%	75	Research	170	96	Research Defon Sell	27.35%	48.63%	AA	7																														
2025/02/05	1.013	No Trade	No Trade	77.68%	50	Research	170	0	Absolutely no Trade	25.60%	39.78%	B	4																														
2025/02/06	1.014	No Trade	No Trade	77.84%	50	Research	170	0	Absolutely no Trade	25.65%	42.03%	B	1																														
2025/02/07	1.049	No Trade	No Trade	91.06%	75	Research	170	98	Research Defon Sell	30.01%	46.29%	AA	-1																														
2025/02/10	1.052	No Trade	No Trade	91.92%	75	Research	170	98	Research Defon Sell	30.30%	43.35%	AA	0																														
2025/02/11	1.052	No Trade	No Trade	91.86%	75	Research	170	98	Research Defon Sell	30.28%	40.12%	AA	1																														
2025/02/12	1.064	No Trade	No Trade	96.35%	75	Research	170	99	Research Defon Sell	31.76%	42.16%	AA	3																														
2025/02/13	1.062	No Trade	No Trade	95.80%	75	Research	170	99	Research Defon Sell	31.57%	44.14%	AA	5																														
2025/02/14	1.042	No Trade	No Trade	87.93%	75	Research	170	97	Research Defon Sell	28.98%	42.51%	AA	5																														
2025/02/17	1.051	No Trade	No Trade	91.19%	75	Research	170	98	Research Defon Sell	30.05%	43.35%	AA	4																														
2025/02/18	1.075	No Trade	No Trade	100.00%	75	Research	170	100	Research Defon Sell	33.01%	46.10%	AA	5																														





-2.945														9.453		-3.210	
Date	Price or Relative Price	Short_Term_ Radar	Medium_ Term_Radar	Caterpillar_ %	Wise_ Owl(Rnk)	324_Factor	Factor_324	Defcon _Index	Defcon _Index_Trade	Margin of Safety	75_Day_Mom	Trade_Rating (Guidance)	Trendsum				
2024/12/18	0.011	No Trade	No Trade	95.40%	30	Absolutely No	0	93	Research Defon Sell	13.57%	21.25%	C	22				
2024/12/19	0.011	No Trade	No Trade	100.00%	30	Absolutely No	0	93	Research Defon Sell	15.89%	27.46%	C	27				
2024/12/20	0.011	No Trade	No Trade	91.83%	30	Absolutely No	0	92	Research Defon Sell	14.59%	22.95%	C	30				
2024/12/23	0.011	No Trade	No Trade	86.01%	30	Absolutely No	0	92	Research Defon Sell	13.67%	22.20%	C	32				
2024/12/27	0.011	No Trade	No Trade	94.34%	30	Absolutely No	0	93	Research Defon Sell	14.99%	22.59%	C	33				
2024/12/30	0.011	No Trade	No Trade	96.10%	50	Research	85	93	Research Defon Sell	15.27%	24.33%	B	30				
2025/01/02	0.011	No Trade	No Trade	100.00%	50	Research	85	94	Research Defon Sell	16.84%	26.96%	B	31				
2025/01/03	0.011	No Trade	No Trade	100.00%	50	Research	85	94	Research Defon Sell	16.93%	29.97%	B	33				
2025/01/06	0.011	No Trade	No Trade	97.56%	50	Research	85	94	Research Defon Sell	16.52%	34.37%	B	35				
2025/01/07	0.011	No Trade	No Trade	100.00%	50	Research	85	95	Research Defon Sell	18.53%	36.43%	B	37				
2025/01/08	0.011	No Trade	No Trade	93.79%	50	Research	85	94	Research Defon Sell	17.38%	33.15%	B	38				
2025/01/09	0.011	No Trade	No Trade	85.30%	50	Research	85	93	Research Defon Sell	15.81%	29.62%	B	38				
2025/01/10	0.011	No Trade	No Trade	87.81%	50	Research	85	93	Research Defon Sell	16.28%	26.57%	B	38				
2025/01/13	0.011	Sell_Panda_ST	No Trade	84.56%	50	Research	85	92	Research Defon Sell	15.67%	25.09%	B	36				
2025/01/14	0.011	Sell_Panda_ST	Sell_Panda_ST	65.31%	30	Research	85	0	Absolutely no Trade	12.10%	22.53%	C	32				
2025/01/15	0.011	Sell_Panda_ST	Sell_Panda_ST	54.09%	0	Research	85	0	Absolutely no Trade	10.03%	19.76%	C	26				
2025/01/16	0.011	Sell_Panda_ST	Sell_Panda_ST	62.81%	0	Research	85	0	Absolutely no Trade	11.64%	21.92%	C	20				
2025/01/17	0.011	Sell_Panda_ST	Sell_Panda_ST	68.93%	50	Research	85	90	Research Defon Sell	12.78%	22.44%	C	14				
2025/01/20	0.011	No Trade	No Trade	88.15%	50	Research	85	93	Research Defon Sell	16.34%	30.00%	B	10				
2025/01/21	0.011	No Trade	No Trade	79.10%	50	Research	85	92	Research Defon Sell	14.66%	30.25%	C	9				
2025/01/22	0.011	No Trade	No Trade	72.27%	50	Research	85	91	Research Defon Sell	13.40%	27.88%	C	11				
2025/01/23	0.011	No Trade	No Trade	84.50%	50	Research	85	93	Research Defon Sell	15.66%	29.09%	B	12				
2025/01/24	0.011	No Trade	No Trade	99.63%	50	Research	85	95	Research Defon Sell	18.47%	33.37%	B	13				
2025/01/27	0.011	No Trade	No Trade	98.83%	50	Research	85	95	Research Defon Sell	18.32%	34.08%	B	15				
2025/01/28	0.011	No Trade	No Trade	86.02%	50	Research	85	93	Research Defon Sell	15.94%	32.47%	B	16				
2025/01/29	0.012	No Trade	No Trade	100.00%	50	Research	85	95	Research Defon Sell	18.69%	36.31%	B	18				
2025/01/30	0.011	No Trade	No Trade	95.75%	50	Research	85	94	Research Defon Sell	17.90%	30.72%	B	19				
2025/01/31	0.011	No Trade	No Trade	97.86%	50	Research	85	95	Research Defon Sell	18.29%	30.14%	B	18				
2025/02/03	0.011	No Trade	No Trade	90.93%	50	Research	85	94	Research Defon Sell	16.99%	29.06%	B	18				
2025/02/04	0.012	No Trade	No Trade	99.58%	50	Research	85	95	Research Defon Sell	18.61%	31.76%	B	17				
2025/02/05	0.012	No Trade	No Trade	99.81%	50	Research	85	95	Research Defon Sell	18.65%	26.11%	B	20				
2025/02/06	0.011	No Trade	No Trade	94.01%	50	Research	85	94	Research Defon Sell	17.57%	28.49%	B	23				
2025/02/07	0.012	No Trade	No Trade	100.00%	50	Research	85	95	Research Defon Sell	19.14%	28.81%	B	25				
2025/02/10	0.012	No Trade	No Trade	96.21%	50	Research	85	95	Research Defon Sell	18.42%	23.03%	B	27				
2025/02/11	0.011	No Trade	No Trade	92.39%	50	Research	85	94	Research Defon Sell	17.68%	22.33%	B	27				
2025/02/12	0.012	No Trade	No Trade	100.00%	90	Research	170	96	Research Defon Sell	21.29%	27.56%	AA	28				
2025/02/13	0.012	No Trade	No Trade	94.03%	75	Research	170	95	Research Defon Sell	20.02%	25.81%	A	28				
2025/02/14	0.012	No Trade	No Trade	87.61%	75	Research	170	94	Research Defon Sell	18.65%	25.25%	A	28				
2025/02/17	0.012	No Trade	No Trade	95.95%	90	Research	170	95	Research Defon Sell	20.42%	24.74%	AA	30				
2025/02/18	0.012	No Trade	No Trade	100.00%	100	Research	170	96	Research Defon Sell	21.85%	29.22%	AA	32				



S  
e  
|  
|

ALV.ETR

Allianz Se

Financials

Life Insurance

Germany

Market Cap : (B)

112 459

EOAN.ETR

E. On Se

Utilities

Gas, Water & Multiutilities

France

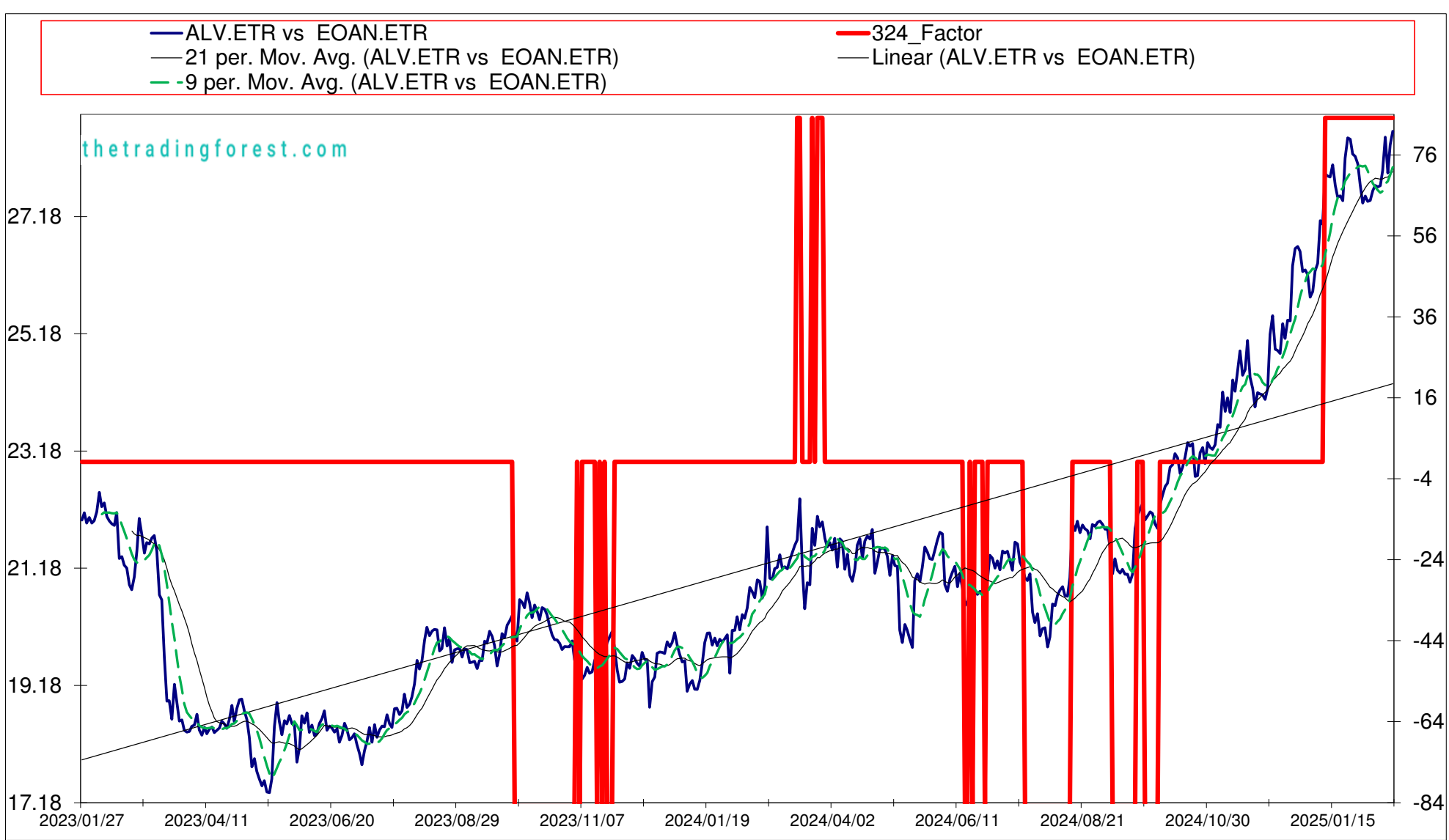
Market Cap : (B)

31 431

Follow the " 3day to 5day waiting period " before entering the trade : understand the Graph, Trend and Variables

Plan your enrty levels. Focus on the process not the outcome. Expect further short-term deviation from the trade signal. "Patience"

-2.270												63.020		-27.767	
Date	Price or Relative Price	Short_Term_ Radar	Medium_ Term_Radar	Caterpillar_ %	Wise_ Owl(Rnk)	324_Factor	Factor_324	Defcon _Index	Defcon _Index_Trade	Margin of Safety	75_Day_Mom	Trade_Rating (Guidance)	Trendsum		
2024/12/18	26.634	No Trade	No Trade	46.22%	0	Absolutely No	0	100	Research Defon Sell	7.21%	23.68%	C	16		
2024/12/19	26.667	No Trade	No Trade	46.63%	0	Absolutely No	0	100	Research Defon Sell	7.28%	26.48%	C	18		
2024/12/20	26.583	No Trade	No Trade	44.03%	0	Absolutely No	0	100	Research Defon Sell	6.87%	24.57%	C	21		
2024/12/23	26.238	No Trade	No Trade	33.89%	0	Absolutely No	0	98	Research Defon Sell	5.29%	24.09%	C	23		
2024/12/27	26.268	No Trade	No Trade	32.97%	0	Absolutely No	0	99	Research Defon Sell	5.15%	24.52%	C	24		
2024/12/30	26.191	No Trade	No Trade	29.73%	0	Absolutely No	0	98	Research Defon Sell	4.64%	23.77%	C	21		
2025/01/02	25.804	Sell_Panda_ST	No Trade	18.57%	0	Absolutely No	0	97	Research Defon Sell	2.90%	22.43%	C	17		
2025/01/03	25.902	No Trade	No Trade	20.66%	0	Absolutely No	0	97	Research Defon Sell	3.22%	22.88%	C	11		
2025/01/06	26.248	No Trade	No Trade	28.24%	0	Absolutely No	0	98	Research Defon Sell	4.41%	25.35%	C	5		
2025/01/07	26.380	No Trade	No Trade	31.18%	0	Absolutely No	0	99	Research Defon Sell	4.87%	25.15%	C	2		
2025/01/08	27.108	No Trade	No Trade	49.29%	0	Absolutely No	0	100	Research Defon Sell	7.69%	24.01%	C	3		
2025/01/09	27.050	No Trade	No Trade	47.40%	0	Absolutely No	0	100	Research Defon Sell	7.40%	22.56%	C	6		
2025/01/10	27.904	No Trade	No Trade	68.68%	50	Research	85	100	Research Defon Sell	10.72%	25.78%	A	11		
2025/01/13	27.868	No Trade	No Trade	66.44%	50	Research	85	100	Research Defon Sell	10.37%	25.05%	A	17		
2025/01/14	27.853	No Trade	No Trade	65.61%	50	Research	85	100	Research Defon Sell	10.24%	26.59%	A	19		
2025/01/15	28.061	No Trade	No Trade	70.46%	50	Research	85	100	Research Defon Sell	11.00%	27.15%	A	21		
2025/01/16	27.711	No Trade	No Trade	61.14%	50	Research	85	99	Research Defon Sell	9.54%	25.16%	B	22		
2025/01/17	27.514	No Trade	No Trade	60.80%	50	Research	85	98	Research Defon Sell	8.70%	24.42%	B	22		
2025/01/20	27.532	Sell_Panda_ST	No Trade	61.40%	50	Research	85	98	Research Defon Sell	8.57%	25.53%	B	20		
2025/01/21	27.448	Sell_Panda_ST	No Trade	58.56%	50	Research	85	98	Research Defon Sell	8.17%	25.58%	B	16		
2025/01/22	28.178	No Trade	No Trade	82.90%	50	Research	85	100	Research Defon Sell	10.98%	26.55%	A	15		
2025/01/23	28.523	No Trade	No Trade	92.86%	50	Research	85	100	Research Defon Sell	12.27%	27.19%	A	14		
2025/01/24	28.499	No Trade	No Trade	91.62%	50	Research	85	100	Research Defon Sell	12.10%	26.24%	A	15		
2025/01/27	28.247	No Trade	No Trade	84.19%	50	Research	85	99	Research Defon Sell	10.91%	24.83%	A	17		
2025/01/28	28.206	No Trade	No Trade	86.60%	50	Research	85	99	Research Defon Sell	10.68%	23.16%	B	18		
2025/01/29	28.077	No Trade	No Trade	82.37%	50	Research	85	98	Research Defon Sell	10.10%	22.36%	B	16		
2025/01/30	27.724	Sell_Panda_ST	No Trade	70.54%	50	Research	85	97	Research Defon Sell	8.65%	19.85%	B	14		
2025/01/31	27.409	No Trade	No Trade	59.95%	50	Research	85	96	Research Defon Sell	7.35%	18.84%	B	10		
2025/02/03	27.531	No Trade	No Trade	62.21%	50	Research	85	97	Research Defon Sell	7.63%	20.77%	B	6		
2025/02/04	27.439	No Trade	No Trade	58.73%	50	Research	85	96	Research Defon Sell	7.21%	19.82%	B	1		
2025/02/05	27.455	No Trade	No Trade	58.72%	50	Research	85	96	Research Defon Sell	7.20%	18.98%	B	-2		
2025/02/06	27.622	No Trade	No Trade	63.50%	50	Research	85	97	Research Defon Sell	7.79%	18.44%	B	-5		
2025/02/07	27.710	No Trade	No Trade	65.75%	50	Research	85	97	Research Defon Sell	8.07%	19.12%	B	-4		
2025/02/10	27.684	No Trade	No Trade	63.33%	50	Research	85	97	Research Defon Sell	7.77%	18.78%	B	-3		
2025/02/11	27.706	No Trade	No Trade	63.49%	50	Research	85	97	Research Defon Sell	7.79%	21.81%	B	-1		
2025/02/12	27.967	No Trade	No Trade	71.22%	50	Research	85	98	Research Defon Sell	8.74%	22.88%	B	3		
2025/02/13	28.534	No Trade	No Trade	88.64%	50	Research	85	100	Research Defon Sell	10.87%	23.27%	A	6		
2025/02/14	27.922	No Trade	No Trade	68.72%	50	Research	85	98	Research Defon Sell	8.43%	20.16%	B	9		
2025/02/17	28.401	No Trade	No Trade	82.22%	50	Research	85	100	Research Defon Sell	10.09%	23.66%	A	11		
2025/02/18	28.636	No Trade	No Trade	89.11%	50	Research	85	100	Research Defon Sell	10.93%	22.78%	A	11		



Date	9 day	9 vs 21 day	33 day
2025/01/02	Sell_9day	Buy 9 vs 21	Buy 33_Day
2025/01/03	Sell_9day	Buy 9 vs 21	Buy 33_Day
2025/01/06	Sell_9day	Buy 9 vs 21	Buy 33_Day
2025/01/07	Buy_9day	Buy 9 vs 21	Buy 33_Day
2025/01/08	Buy_9day	Buy 9 vs 21	Buy 33_Day
2025/01/09	Buy_9day	Buy 9 vs 21	Buy 33_Day
2025/01/10	Buy_9day	Buy 9 vs 21	Buy 33_Day
2025/01/13	Buy_9day	Buy 9 vs 21	Buy 33_Day
2025/01/14	Buy_9day	Buy 9 vs 21	Buy 33_Day
2025/01/15	Buy_9day	Buy 9 vs 21	Buy 33_Day
2025/01/16	Buy_9day	Buy 9 vs 21	Buy 33_Day
2025/01/17	Buy_9day	Buy 9 vs 21	Buy 33_Day
2025/01/20	Sell_9day	Buy 9 vs 21	Buy 33_Day
2025/01/21	Sell_9day	Buy 9 vs 21	Buy 33_Day
2025/01/22	Buy_9day	Buy 9 vs 21	Buy 33_Day
2025/01/23	Buy_9day	Buy 9 vs 21	Buy 33_Day
2025/01/24	Buy_9day	Buy 9 vs 21	Buy 33_Day
2025/01/27	Buy_9day	Buy 9 vs 21	Buy 33_Day
2025/01/28	Buy_9day	Buy 9 vs 21	Buy 33_Day
2025/01/29	Buy_9day	Buy 9 vs 21	Buy 33_Day
2025/01/30	Sell_9day	Buy 9 vs 21	Buy 33_Day
2025/01/31	Sell_9day	Buy 9 vs 21	Buy 33_Day
2025/02/03	Sell_9day	Buy 9 vs 21	Buy 33_Day
2025/02/04	Sell_9day	Buy 9 vs 21	Buy 33_Day
2025/02/05	Sell_9day	Buy 9 vs 21	Buy 33_Day
2025/02/06	Sell_9day	Sell 9 vs 21	Buy 33_Day
2025/02/07	Buy_9day	Sell 9 vs 21	Buy 33_Day
2025/02/10	Buy_9day	Sell 9 vs 21	Buy 33_Day
2025/02/11	Buy_9day	Sell 9 vs 21	Buy 33_Day
2025/02/12	Buy_9day	Sell 9 vs 21	Buy 33_Day
2025/02/13	Buy_9day	Sell 9 vs 21	Buy 33_Day
2025/02/14	Buy_9day	Sell 9 vs 21	Buy 33_Day
2025/02/17	Buy_9day	Sell 9 vs 21	Buy 33_Day
2025/02/18	Buy_9day	Buy 9 vs 21	Buy 33_Day

Strategy Universe

Euro\_Europe\_STOXX50\_Pairs

Ascendant guidance

Research

Strategy\_Open Date

2025/02/14

Caterpillar Guidance

Trade

ALV.ETR

21 per. Mov. Avg. (ALV.ETR)

Linear (ALV.ETR)

EOAN.ETR

21 per. Mov. Avg. (EOAN.ETR)

Linear (EOAN.ETR)

(+) : Mom Days

104

(-) : Mom Days

0

Guided : Factor

66 day

324\_Buy Guidance

0.0%

324\_Sell Guidance

100.0%

Mom\_75 (days)

22.8%

9 vs 21 day

0.26%

Price vs 9 day

2.20%



S  
e  
l  
l

AM.PAR

Dassault Aviation

Industrials

Industrial Goods & Services

France

Market Cap : (B)

15 195

DIE.BRU

D'leteren Sa

Consumer Discretionary

Industrial Goods & Services

Belgium

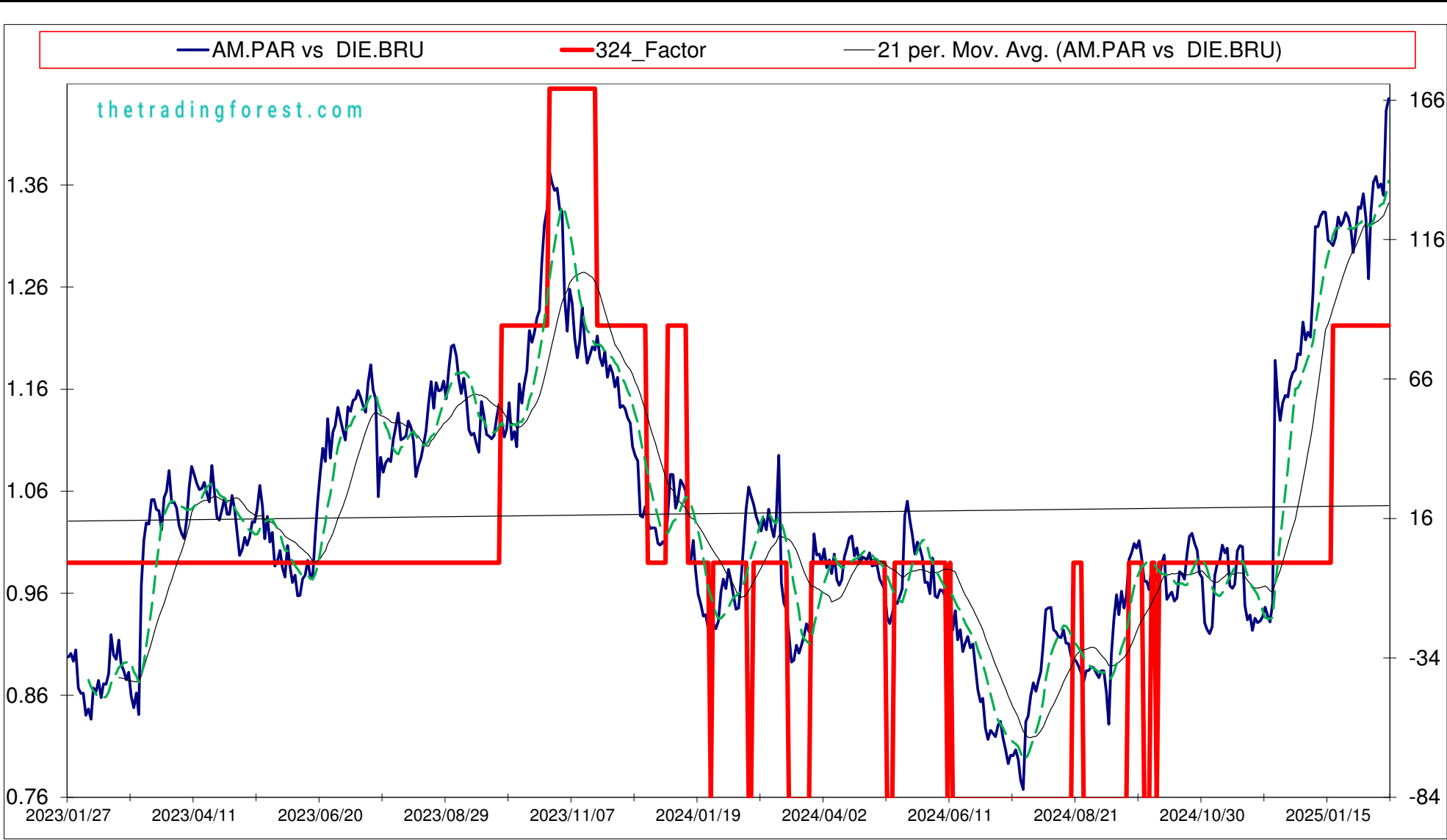
Market Cap : (B)

10 870

Follow the " 3day to 5day waiting period " before entering the trade : understand the Graph, Trend and Variables

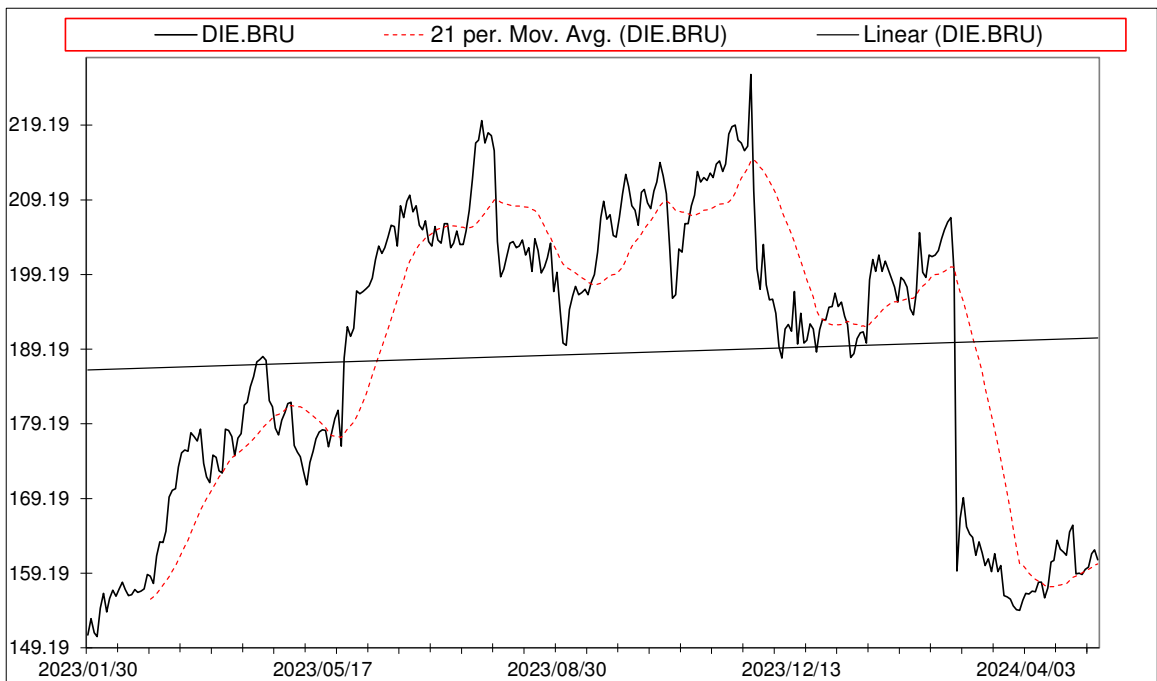
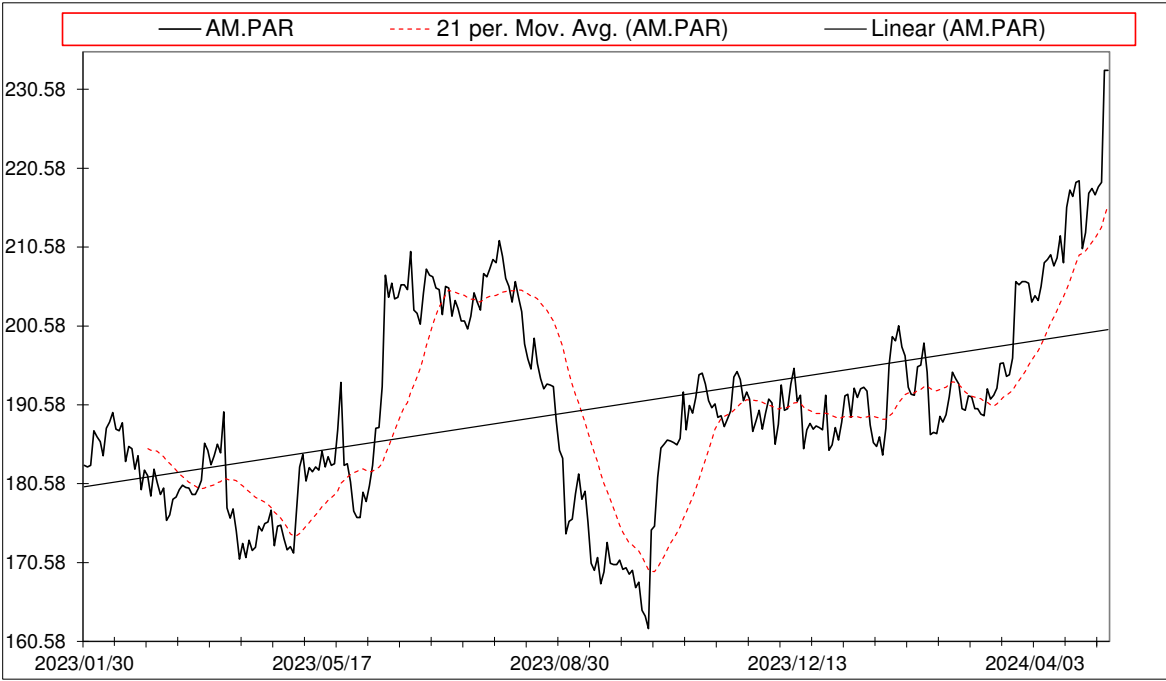
Plan your enrty levels. Focus on the process not the outcome. Expect further short-term deviation from the trade signal. "Patience"

Date	Price or Relative Price	Short_Term_ Radar	Medium_ Term_Radar	Caterpillar_ %	Wise_ Owl(Rnk)	324_Factor	Factor_324	Defcon _Index	Defcon _Index_Trade	Margin of Safety	75_Day_Mom	Trade_Rating (Guidance)	Trendsum
2024/12/18	1.171	No Trade	No Trade	24.60%	0	Absolutely No	0	91	Research Defon Sell	10.48%	32.07%	C	0
2024/12/19	1.179	No Trade	No Trade	26.30%	0	Absolutely No	0	92	Research Defon Sell	11.20%	36.26%	C	2
2024/12/20	1.182	No Trade	No Trade	26.88%	0	Absolutely No	0	92	Research Defon Sell	11.45%	41.67%	C	4
2024/12/23	1.197	No Trade	No Trade	30.18%	0	Absolutely No	0	93	Research Defon Sell	12.85%	32.65%	C	9
2024/12/27	1.196	No Trade	No Trade	29.71%	0	Absolutely No	0	93	Research Defon Sell	12.65%	27.59%	C	13
2024/12/30	1.228	No Trade	No Trade	36.66%	0	Absolutely No	0	94	Research Defon Sell	15.61%	27.83%	C	17
2025/01/02	1.211	No Trade	No Trade	32.60%	0	Absolutely No	0	93	Research Defon Sell	13.88%	28.61%	C	20
2025/01/03	1.218	No Trade	No Trade	34.21%	0	Absolutely No	0	93	Research Defon Sell	14.57%	26.30%	C	22
2025/01/06	1.213	No Trade	No Trade	32.97%	0	Absolutely No	0	93	Research Defon Sell	14.04%	28.02%	C	22
2025/01/07	1.258	No Trade	No Trade	42.74%	0	Absolutely No	0	95	Research Defon Sell	18.20%	31.02%	C	24
2025/01/08	1.322	No Trade	No Trade	56.75%	0	Absolutely No	0	98	Research Defon Sell	24.17%	32.80%	C	26
2025/01/09	1.322	No Trade	No Trade	56.68%	0	Absolutely No	0	98	Research Defon Sell	24.14%	31.90%	C	29
2025/01/10	1.332	No Trade	No Trade	58.89%	30	Absolutely No	0	98	Research Defon Sell	25.08%	31.73%	C	31
2025/01/13	1.336	No Trade	No Trade	59.65%	30	Absolutely No	0	98	Research Defon Sell	25.40%	32.74%	C	34
2025/01/14	1.336	No Trade	No Trade	59.49%	30	Absolutely No	0	98	Research Defon Sell	25.34%	31.74%	C	37
2025/01/15	1.308	No Trade	No Trade	53.39%	30	Absolutely No	0	96	Research Defon Sell	22.74%	31.26%	C	37
2025/01/16	1.306	No Trade	No Trade	52.79%	30	Absolutely No	0	96	Research Defon Sell	22.48%	34.08%	C	37
2025/01/17	1.303	Sell_Panda_ST	No Trade	52.07%	50	Research	85	96	Research Defon Sell	22.18%	33.76%	B	35
2025/01/20	1.311	Sell_Panda_ST	No Trade	53.68%	50	Research	85	97	Research Defon Sell	22.86%	35.74%	B	29
2025/01/21	1.331	No Trade	No Trade	58.02%	50	Research	85	98	Research Defon Sell	24.71%	34.39%	B	24
2025/01/22	1.323	No Trade	No Trade	56.10%	50	Research	85	97	Research Defon Sell	23.89%	34.32%	B	20
2025/01/23	1.327	No Trade	No Trade	56.88%	50	Research	85	98	Research Defon Sell	24.22%	35.98%	B	16
2025/01/24	1.335	No Trade	No Trade	58.77%	50	Research	85	98	Research Defon Sell	25.03%	36.54%	B	14
2025/01/27	1.331	No Trade	No Trade	57.55%	50	Research	85	98	Research Defon Sell	24.51%	34.07%	B	15
2025/01/28	1.319	No Trade	No Trade	54.95%	50	Research	85	97	Research Defon Sell	23.40%	31.92%	B	16
2025/01/29	1.296	Sell_Panda_ST	Sell_Panda_ST	49.89%	50	Research	85	96	Research Defon Sell	21.25%	35.54%	B	15
2025/01/30	1.318	Sell_Panda_ST	No Trade	54.53%	50	Research	85	97	Research Defon Sell	23.22%	37.18%	B	12
2025/01/31	1.341	No Trade	No Trade	59.58%	50	Research	85	99	Research Defon Sell	25.37%	39.19%	B	12
2025/02/03	1.340	No Trade	No Trade	59.03%	50	Research	85	99	Research Defon Sell	25.14%	40.28%	B	11
2025/02/04	1.354	No Trade	No Trade	62.14%	50	Research	85	99	Research Defon Sell	26.46%	41.36%	A	9
2025/02/05	1.330	No Trade	No Trade	58.29%	50	Research	85	97	Research Defon Sell	24.17%	35.19%	B	10
2025/02/06	1.271	No Trade	No Trade	45.67%	0	Research	85	0	Absolutely no Trade	18.62%	29.44%	C	6
2025/02/07	1.335	No Trade	No Trade	60.37%	50	Research	85	98	Research Defon Sell	24.61%	36.75%	B	3
2025/02/10	1.366	No Trade	No Trade	71.04%	50	Research	85	100	Research Defon Sell	27.39%	36.42%	A	4
2025/02/11	1.371	No Trade	No Trade	72.64%	50	Research	85	100	Research Defon Sell	27.87%	34.67%	A	6
2025/02/12	1.360	No Trade	No Trade	88.51%	50	Research	85	99	Research Defon Sell	26.82%	33.18%	A	8
2025/02/13	1.364	No Trade	No Trade	89.56%	50	Research	85	99	Research Defon Sell	27.14%	34.82%	A	10
2025/02/14	1.352	No Trade	No Trade	85.94%	50	Research	85	98	Research Defon Sell	26.04%	34.60%	B	9
2025/02/17	1.436	No Trade	No Trade	100.00%	50	Research	85	100	Research Defon Sell	33.72%	46.23%	A	8
2025/02/18	1.447	No Trade	No Trade	100.00%	50	Research	85	100	Research Defon Sell	34.77%	47.99%	A	7



Date	9 day	9 vs 21 day	33 day
2025/01/02	Buy_9day	Buy 9 vs 21	Buy 33_Day
2025/01/03	Buy_9day	Buy 9 vs 21	Buy 33_Day
2025/01/06	Buy_9day	Buy 9 vs 21	Buy 33_Day
2025/01/07	Buy_9day	Buy 9 vs 21	Buy 33_Day
2025/01/08	Buy_9day	Buy 9 vs 21	Buy 33_Day
2025/01/09	Buy_9day	Buy 9 vs 21	Buy 33_Day
2025/01/10	Buy_9day	Buy 9 vs 21	Buy 33_Day
2025/01/13	Buy_9day	Buy 9 vs 21	Buy 33_Day
2025/01/14	Buy_9day	Buy 9 vs 21	Buy 33_Day
2025/01/15	Buy_9day	Buy 9 vs 21	Buy 33_Day
2025/01/16	Buy_9day	Buy 9 vs 21	Buy 33_Day
2025/01/17	Sell_9day	Buy 9 vs 21	Buy 33_Day
2025/01/20	Sell_9day	Buy 9 vs 21	Buy 33_Day
2025/01/21	Buy_9day	Buy 9 vs 21	Buy 33_Day
2025/01/22	Buy_9day	Buy 9 vs 21	Buy 33_Day
2025/01/23	Buy_9day	Buy 9 vs 21	Buy 33_Day
2025/01/24	Buy_9day	Buy 9 vs 21	Buy 33_Day
2025/01/27	Buy_9day	Buy 9 vs 21	Buy 33_Day
2025/01/28	Sell_9day	Buy 9 vs 21	Buy 33_Day
2025/01/29	Sell_9day	Buy 9 vs 21	Buy 33_Day
2025/01/30	Sell_9day	Buy 9 vs 21	Buy 33_Day
2025/01/31	Buy_9day	Buy 9 vs 21	Buy 33_Day
2025/02/03	Buy_9day	Buy 9 vs 21	Buy 33_Day
2025/02/04	Buy_9day	Buy 9 vs 21	Buy 33_Day
2025/02/05	Buy_9day	Buy 9 vs 21	Buy 33_Day
2025/02/06	Sell_9day	Sell 9 vs 21	Sell 33_Day
2025/02/07	Buy_9day	Sell 9 vs 21	Buy 33_Day
2025/02/10	Buy_9day	Buy 9 vs 21	Buy 33_Day
2025/02/11	Buy_9day	Buy 9 vs 21	Buy 33_Day
2025/02/12	Buy_9day	Buy 9 vs 21	Buy 33_Day
2025/02/13	Buy_9day	Buy 9 vs 21	Buy 33_Day
2025/02/14	Buy_9day	Buy 9 vs 21	Buy 33_Day
2025/02/17	Buy_9day	Buy 9 vs 21	Buy 33_Day
2025/02/18	Buy_9day	Buy 9 vs 21	Buy 33_Day

Strategy Universe	Euro_Industrials_Pairs	Ascendant guidance	Trade	Strategy_Open Date	2025/02/14	Caterpillar Guidance	Trade
-------------------	------------------------	--------------------	-------	--------------------	------------	----------------------	-------



(+) : Mom Days	46
(-) : Mom Days	0
Guided : Factor	33 day
324_Buy Guidance	0.0%
324_Sell Guidance	100.0%
Mom_75 (days)	48.0%
9 vs 21 day	1.62%
Price vs 9 day	5.88%

S

e

i

i

ANE.MAD

Corporacion Acciona Energias Renov

Utilities

Gas, Water & Multiutilities

Spain

Market Cap : (B)

6 445

Follow the " 3day to 5day waiting period " before entering the trade : understand the Graph, Trend and Variables

EDPR.LIS

Edp Renovaveis Sa

Utilities

Gas, Water & Multiutilities

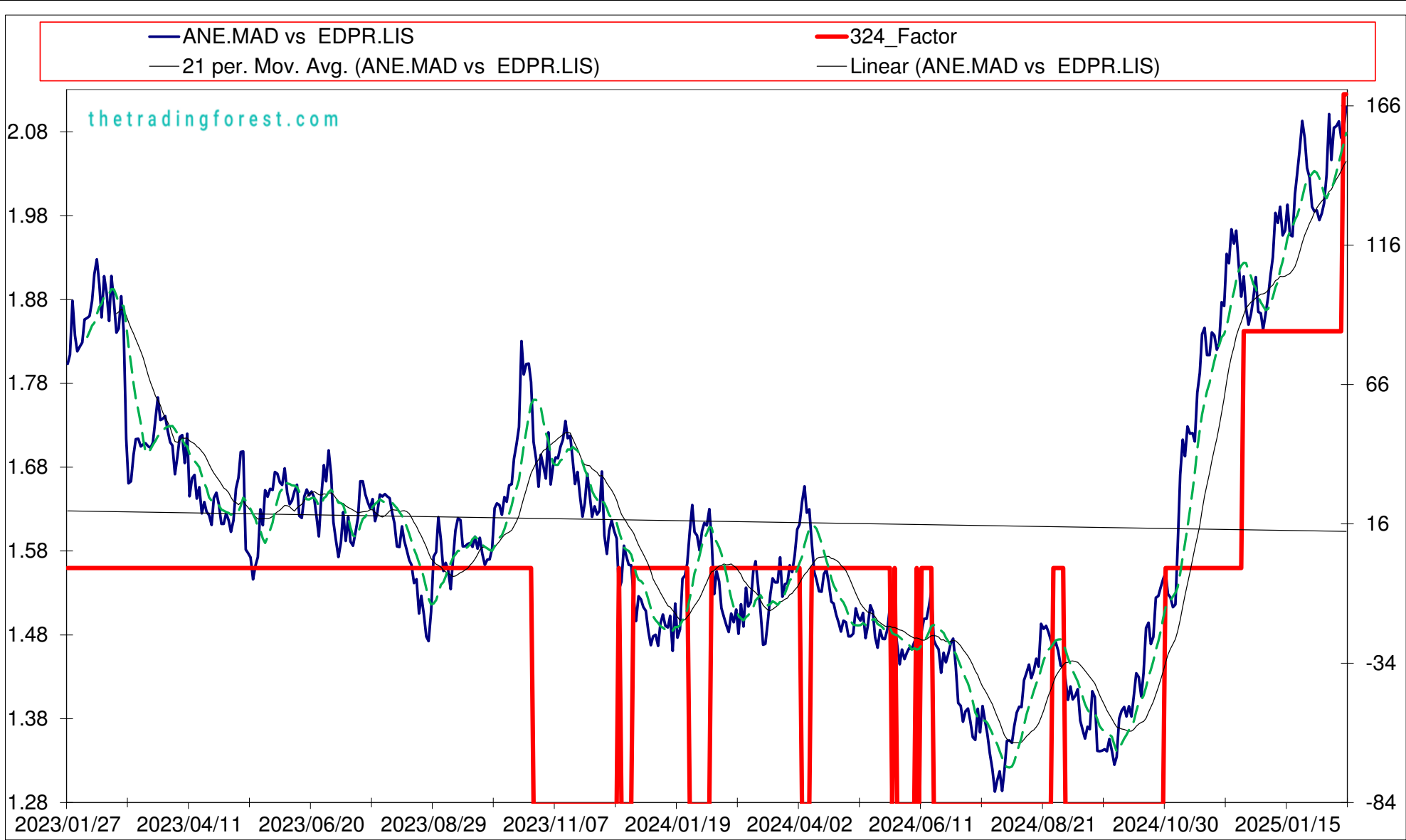
Portugal

Market Cap : (B)

11 376

Plan your enrty levels. Focus on the process not the outcome. Expect further short-term deviation from the trade signal. "Patience"

-2.321														37.417		-16.118	
Date	Price or Relative Price	Short_Term_ Radar	Medium_ Term_Radar	Caterpillar_ %	Wise_ Owl(Rnk)	324_Factor	Factor_324	Defcon _Index	Defcon _Index_Trade	Margin of Safety	75_Day_Mom	Trade_Rating (Guidance)	Trendsum				
2024/12/18	1.866	Sell_Panda_ST	Sell_Panda_ST	32.99%	0	Research	85	0	Absolutely no Trade	9.64%	31.28%	C	15				
2024/12/19	1.884	No Trade	No Trade	36.53%	50	Research	85	96	Research Defon Sell	10.68%	34.01%	B	10				
2024/12/20	1.909	No Trade	No Trade	41.52%	50	Research	85	97	Research Defon Sell	12.14%	35.43%	B	7				
2024/12/23	1.868	No Trade	No Trade	32.76%	0	Research	85	0	Absolutely no Trade	9.57%	31.76%	C	4				
2024/12/27	1.866	No Trade	No Trade	31.83%	0	Research	85	0	Absolutely no Trade	9.30%	35.21%	C	3				
2024/12/30	1.847	No Trade	No Trade	27.49%	0	Research	85	0	Absolutely no Trade	8.03%	34.83%	C	-1				
2025/01/02	1.866	No Trade	No Trade	30.81%	0	Research	85	0	Absolutely no Trade	9.00%	37.27%	C	-5				
2025/01/03	1.886	No Trade	No Trade	34.68%	50	Research	85	96	Research Defon Sell	10.14%	37.33%	B	-8				
2025/01/06	1.911	No Trade	No Trade	39.22%	50	Research	85	97	Research Defon Sell	11.46%	39.46%	B	-8				
2025/01/07	1.933	No Trade	No Trade	43.63%	50	Research	85	98	Research Defon Sell	12.75%	36.59%	B	-8				
2025/01/08	1.986	No Trade	No Trade	53.97%	50	Research	85	100	Research Defon Sell	15.77%	41.00%	A	-5				
2025/01/09	1.974	No Trade	No Trade	51.46%	50	Research	85	99	Research Defon Sell	15.04%	46.85%	A	-3				
2025/01/10	1.993	No Trade	No Trade	55.12%	50	Research	85	100	Research Defon Sell	16.11%	48.34%	A	-1				
2025/01/13	1.959	No Trade	No Trade	47.88%	50	Research	85	98	Research Defon Sell	13.99%	45.72%	B	2				
2025/01/14	1.965	No Trade	No Trade	48.89%	50	Research	85	99	Research Defon Sell	14.29%	45.97%	B	4				
2025/01/15	1.996	No Trade	No Trade	54.84%	50	Research	85	100	Research Defon Sell	16.03%	48.53%	A	7				
2025/01/16	1.960	No Trade	No Trade	47.57%	50	Research	85	98	Research Defon Sell	13.90%	44.28%	B	10				
2025/01/17	1.958	No Trade	No Trade	47.07%	50	Research	85	98	Research Defon Sell	13.76%	45.66%	B	10				
2025/01/20	2.008	No Trade	No Trade	56.60%	50	Research	85	100	Research Defon Sell	16.54%	51.26%	A	9				
2025/01/21	2.033	No Trade	No Trade	61.41%	50	Research	85	100	Research Defon Sell	17.95%	52.06%	A	7				
2025/01/22	2.062	No Trade	No Trade	66.99%	50	Research	85	100	Research Defon Sell	19.58%	49.15%	A	7				
2025/01/23	2.096	No Trade	No Trade	73.43%	50	Research	85	100	Research Defon Sell	21.46%	50.50%	A	8				
2025/01/24	2.075	No Trade	No Trade	69.20%	50	Research	85	99	Research Defon Sell	20.23%	48.58%	A	11				
2025/01/27	2.040	No Trade	No Trade	61.76%	50	Research	85	97	Research Defon Sell	18.05%	47.25%	B	15				
2025/01/28	2.028	No Trade	No Trade	59.26%	50	Research	85	97	Research Defon Sell	17.32%	45.12%	B	17				
2025/01/29	1.993	Sell_Panda_ST	No Trade	56.14%	50	Research	85	95	Research Defon Sell	15.26%	43.90%	B	15				
2025/01/30	1.988	Sell_Panda_ST	No Trade	54.82%	0	Research	85	0	Absolutely no Trade	14.90%	41.06%	C	13				
2025/01/31	1.989	No Trade	No Trade	55.18%	0	Research	85	0	Absolutely no Trade	14.92%	38.41%	C	10				
2025/02/03	1.977	No Trade	No Trade	55.53%	0	Research	85	0	Absolutely no Trade	14.12%	38.06%	C	7				
2025/02/04	1.986	No Trade	No Trade	67.81%	0	Research	85	0	Absolutely no Trade	14.55%	40.90%	C	2				
2025/02/05	1.998	No Trade	No Trade	70.89%	50	Research	85	95	Research Defon Sell	15.22%	39.04%	B	-1				
2025/02/06	2.032	No Trade	No Trade	79.78%	50	Research	85	97	Research Defon Sell	17.12%	36.26%	B	-3				
2025/02/07	2.104	No Trade	No Trade	99.00%	50	Research	85	100	Research Defon Sell	21.25%	40.54%	A	-2				
2025/02/10	2.049	No Trade	No Trade	83.59%	50	Research	85	97	Research Defon Sell	17.94%	39.23%	B	2				
2025/02/11	2.088	No Trade	No Trade	93.77%	50	Research	85	99	Research Defon Sell	20.12%	41.04%	A	5				
2025/02/12	2.090	No Trade	No Trade	94.08%	50	Research	85	99	Research Defon Sell	20.19%	36.84%	A	7				
2025/02/13	2.095	No Trade	No Trade	95.32%	50	Research	85	100	Research Defon Sell	20.46%	37.02%	A	7				
2025/02/14	2.076	No Trade	No Trade	89.94%	50	Research	85	99	Research Defon Sell	19.30%	34.88%	B	7				
2025/02/17	2.087	No Trade	No Trade	92.26%	75	Research	170	99	Research Defon Sell	19.80%	34.71%	AA	5				
2025/02/18	2.112	No Trade	No Trade	98.77%	75	Research	170	100	Research Defon Sell	21.20%	35.64%	AA	5				



Date	9 day	9 vs 21 day	33 day
2024/12/30	Sell_9day	Sell 9 vs 21	Sell 33_Day
2025/01/02	Sell_9day	Sell 9 vs 21	Buy 33_Day
2025/01/03	Buy_9day	Sell 9 vs 21	Buy 33_Day
2025/01/06	Buy_9day	Sell 9 vs 21	Buy 33_Day
2025/01/07	Buy_9day	Sell 9 vs 21	Buy 33_Day
2025/01/08	Buy_9day	Sell 9 vs 21	Buy 33_Day
2025/01/09	Buy_9day	Sell 9 vs 21	Buy 33_Day
2025/01/10	Buy_9day	Buy 9 vs 21	Buy 33_Day
2025/01/13	Buy_9day	Buy 9 vs 21	Buy 33_Day
2025/01/14	Buy_9day	Buy 9 vs 21	Buy 33_Day
2025/01/15	Buy_9day	Buy 9 vs 21	Buy 33_Day
2025/01/16	Sell_9day	Buy 9 vs 21	Buy 33_Day
2025/01/17	Sell_9day	Buy 9 vs 21	Buy 33_Day
2025/01/20	Buy_9day	Buy 9 vs 21	Buy 33_Day
2025/01/21	Buy_9day	Buy 9 vs 21	Buy 33_Day
2025/01/22	Buy_9day	Buy 9 vs 21	Buy 33_Day
2025/01/23	Buy_9day	Buy 9 vs 21	Buy 33_Day
2025/01/24	Buy_9day	Buy 9 vs 21	Buy 33_Day
2025/01/27	Buy_9day	Buy 9 vs 21	Buy 33_Day
2025/01/28	Sell_9day	Buy 9 vs 21	Buy 33_Day
2025/01/29	Sell_9day	Buy 9 vs 21	Buy 33_Day
2025/01/30	Sell_9day	Buy 9 vs 21	Buy 33_Day
2025/01/31	Sell_9day	Buy 9 vs 21	Buy 33_Day
2025/02/03	Sell_9day	Buy 9 vs 21	Buy 33_Day
2025/02/04	Sell_9day	Buy 9 vs 21	Buy 33_Day
2025/02/05	Sell_9day	Buy 9 vs 21	Buy 33_Day
2025/02/06	Buy_9day	Sell 9 vs 21	Buy 33_Day
2025/02/07	Buy_9day	Sell 9 vs 21	Buy 33_Day
2025/02/10	Buy_9day	Sell 9 vs 21	Buy 33_Day
2025/02/11	Buy_9day	Buy 9 vs 21	Buy 33_Day
2025/02/12	Buy_9day	Buy 9 vs 21	Buy 33_Day
2025/02/13	Buy_9day	Buy 9 vs 21	Buy 33_Day
2025/02/14	Buy_9day	Buy 9 vs 21	Buy 33_Day
2025/02/17	Buy_9day	Buy 9 vs 21	Buy 33_Day
2025/02/18	Buy_9day	Buy 9 vs 21	Buy 33_Day

Strategy Universe	Euro_Utilities_Pairs	Ascendant guidance	Trade	Strategy_Open Date	2025/02/14	Caterpillar Guidance	Trade
<div><div><div>— ANE.MAD</div><div>--- 21 per. Mov. Avg. (ANE.MAD)</div><div>— Linear (ANE.MAD)</div></div></div> <div><div><div>— EDPR.LIS</div><div>--- 21 per. Mov. Avg. (EDPR.LIS)</div><div>— Linear (EDPR.LIS)</div></div></div>						(+) : Mom Days	86
						(-) : Mom Days	0
						Guided : Factor	66 day
						324_Buy Guidance	0.0%
						324_Sell Guidance	100.0%
						Mom_75 (days)	35.6%
						9 vs 21 day	1.65%
						Price vs 9 day	1.48%



BN.PAR

B Danone Sa

u Consumer Staples

y Food Producers

France

Market Cap : (B)

42 134

Follow the " 3day to 5day waiting period " before entering the trade : understand the Graph, Trend and Variables

RBREW.CSE

Royal Unibrew A/S

Consumer Staples

Food, Beverage and Tobacco

Denmark

Market Cap : (B)

26 428

Plan your enrty levels. Focus on the process not the outcome. Expect further short-term deviation from the trade signal. "Patience"

Date	Price or Relative Price	Short_Term_ Radar	Medium_ Term_Radar	Caterpillar_ %	Wise_ Owl(Rnk)	324_Factor	Factor_324	Defcon _Index	Defcon _Index_Trade	Margin of Safety	75_Day_Mom	Trade_Rating (Guidance)	Trendsum
2024/12/18	0.129	No Trade	No Trade	44.41%	0	Absolutely No	0	92	Research Defon Sell	7.14%	14.31%	C	11
2024/12/19	0.128	No Trade	No Trade	43.74%	0	Absolutely No	0	92	Research Defon Sell	7.03%	13.76%	C	15
2024/12/20	0.128	No Trade	No Trade	40.11%	0	Absolutely No	0	91	Research Defon Sell	6.45%	12.62%	C	20
2024/12/23	0.128	No Trade	No Trade	39.83%	0	Absolutely No	0	91	Research Defon Sell	6.41%	11.57%	C	21
2024/12/27	0.127	No Trade	No Trade	38.73%	0	Absolutely No	0	91	Research Defon Sell	6.23%	11.73%	C	19
2024/12/30	0.128	No Trade	No Trade	40.68%	0	Absolutely No	0	91	Research Defon Sell	6.54%	14.07%	C	16
2025/01/02	0.126	Sell_Panda_ST	No Trade	35.09%	0	Absolutely No	0	90	Research Defon Sell	5.64%	13.20%	C	12
2025/01/03	0.127	No Trade	No Trade	38.91%	0	Absolutely No	0	91	Research Defon Sell	6.26%	13.36%	C	7
2025/01/06	0.130	No Trade	No Trade	54.12%	0	Absolutely No	0	93	Research Defon Sell	8.70%	16.80%	C	7
2025/01/07	0.131	No Trade	No Trade	60.55%	30	Research	85	93	Research Defon Sell	9.74%	16.70%	C	8
2025/01/08	0.131	No Trade	No Trade	56.87%	30	Research	85	93	Research Defon Sell	9.15%	15.03%	C	9
2025/01/09	0.132	No Trade	No Trade	62.03%	30	Research	85	93	Research Defon Sell	9.98%	14.38%	C	12
2025/01/10	0.132	No Trade	No Trade	62.93%	30	Research	85	94	Research Defon Sell	10.12%	12.96%	C	16
2025/01/13	0.133	No Trade	No Trade	68.90%	50	Research	85	94	Research Defon Sell	11.08%	12.86%	C	19
2025/01/14	0.133	No Trade	No Trade	69.70%	50	Research	85	94	Research Defon Sell	11.21%	12.58%	C	22
2025/01/15	0.135	No Trade	No Trade	81.61%	50	Research	85	95	Research Defon Sell	13.13%	17.07%	B	24
2025/01/16	0.136	No Trade	No Trade	87.60%	50	Research	85	96	Research Defon Sell	14.09%	18.54%	B	26
2025/01/17	0.137	No Trade	No Trade	90.24%	50	Research	85	96	Research Defon Sell	14.51%	17.79%	B	28
2025/01/20	0.138	No Trade	No Trade	95.72%	50	Research	85	97	Research Defon Sell	15.39%	15.88%	B	29
2025/01/21	0.138	No Trade	No Trade	98.32%	60	Research	85	97	Research Defon Sell	15.81%	17.53%	B	31
2025/01/22	0.139	No Trade	No Trade	100.00%	60	Research	85	98	Research Defon Sell	16.70%	19.98%	B	32
2025/01/23	0.137	No Trade	No Trade	87.93%	60	Research	85	96	Research Defon Sell	14.69%	20.20%	B	34
2025/01/24	0.135	No Trade	No Trade	80.11%	50	Research	85	95	Research Defon Sell	13.38%	19.59%	B	34
2025/01/27	0.136	Sell_Panda_ST	No Trade	84.81%	50	Research	85	96	Research Defon Sell	14.16%	18.81%	B	33
2025/01/28	0.134	Sell_Panda_ST	No Trade	76.08%	50	Research	85	94	Research Defon Sell	12.71%	18.41%	B	28
2025/01/29	0.137	Sell_Panda_ST	No Trade	87.73%	50	Research	85	96	Research Defon Sell	14.65%	13.91%	C	23
2025/01/30	0.138	No Trade	No Trade	92.94%	50	Research	85	97	Research Defon Sell	15.52%	15.68%	B	18
2025/01/31	0.136	No Trade	No Trade	82.86%	50	Research	85	95	Research Defon Sell	13.84%	13.25%	C	14
2025/02/03	0.135	No Trade	No Trade	79.43%	50	Research	85	95	Research Defon Sell	13.26%	13.42%	C	10
2025/02/04	0.135	No Trade	No Trade	79.59%	50	Research	85	95	Research Defon Sell	13.29%	12.92%	C	9
2025/02/05	0.136	No Trade	No Trade	84.35%	75	Research	170	95	Research Defon Sell	14.09%	17.32%	AA	6
2025/02/06	0.133	No Trade	No Trade	70.92%	50	Research	170	94	Research Defon Sell	11.84%	15.71%	B	5
2025/02/07	0.136	No Trade	No Trade	86.15%	75	Research	170	96	Research Defon Sell	14.39%	16.37%	AA	4
2025/02/10	0.136	No Trade	No Trade	85.15%	75	Research	170	95	Research Defon Sell	14.22%	15.63%	AA	2
2025/02/11	0.133	No Trade	No Trade	72.22%	50	Research	170	94	Research Defon Sell	12.06%	12.93%	B	0
2025/02/12	0.131	No Trade	No Trade	59.23%	0	Research	85	0	Absolutely no Trade	9.89%	7.16%	C	-2
2025/02/13	0.127	No Trade	No Trade	38.01%	0	Research	85	0	Absolutely no Trade	6.35%	3.28%	C	-8
2025/02/14	0.125	No Trade	No Trade	28.47%	0	Absolutely No	0	-67	Absolutely no Trade	4.76%	-0.23%	C	-13
2025/02/17	0.126	No Trade	No Trade	35.57%	0	Absolutely No	0	-66	Absolutely no Trade	5.94%	-0.45%	C	-17
2025/02/18	0.125	No Trade	No Trade	28.19%	0	Absolutely No	0	-67	Absolutely no Trade	4.71%	-2.88%	C	-19



Date	9 day	9 vs 21 day	33 day
2024/12/30	Buy_9day	Buy 9 vs 21	Buy 33_Day
2025/01/02	Sell_9day	Buy 9 vs 21	Buy 33_Day
2025/01/03	Sell_9day	Buy 9 vs 21	Buy 33_Day
2025/01/06	Buy_9day	Buy 9 vs 21	Buy 33_Day
2025/01/07	Buy_9day	Buy 9 vs 21	Buy 33_Day
2025/01/08	Buy_9day	Buy 9 vs 21	Buy 33_Day
2025/01/09	Buy_9day	Buy 9 vs 21	Buy 33_Day
2025/01/10	Buy_9day	Buy 9 vs 21	Buy 33_Day
2025/01/13	Buy_9day	Buy 9 vs 21	Buy 33_Day
2025/01/14	Buy_9day	Buy 9 vs 21	Buy 33_Day
2025/01/15	Buy_9day	Buy 9 vs 21	Buy 33_Day
2025/01/16	Buy_9day	Buy 9 vs 21	Buy 33_Day
2025/01/17	Buy_9day	Buy 9 vs 21	Buy 33_Day
2025/01/20	Buy_9day	Buy 9 vs 21	Buy 33_Day
2025/01/21	Buy_9day	Buy 9 vs 21	Buy 33_Day
2025/01/22	Buy_9day	Buy 9 vs 21	Buy 33_Day
2025/01/23	Buy_9day	Buy 9 vs 21	Buy 33_Day
2025/01/24	Sell_9day	Buy 9 vs 21	Buy 33_Day
2025/01/27	Sell_9day	Buy 9 vs 21	Buy 33_Day
2025/01/28	Sell_9day	Buy 9 vs 21	Buy 33_Day
2025/01/29	Sell_9day	Buy 9 vs 21	Buy 33_Day
2025/01/30	Buy_9day	Buy 9 vs 21	Buy 33_Day
2025/01/31	Sell_9day	Buy 9 vs 21	Buy 33_Day
2025/02/03	Sell_9day	Buy 9 vs 21	Buy 33_Day
2025/02/04	Sell_9day	Buy 9 vs 21	Buy 33_Day
2025/02/05	Buy_9day	Buy 9 vs 21	Buy 33_Day
2025/02/06	Sell_9day	Buy 9 vs 21	Buy 33_Day
2025/02/07	Buy_9day	Sell 9 vs 21	Buy 33_Day
2025/02/10	Buy_9day	Sell 9 vs 21	Buy 33_Day
2025/02/11	Sell_9day	Sell 9 vs 21	Sell 33_Day
2025/02/12	Sell_9day	Sell 9 vs 21	Sell 33_Day
2025/02/13	Sell_9day	Sell 9 vs 21	Sell 33_Day
2025/02/14	Sell_9day	Sell 9 vs 21	Sell 33_Day
2025/02/17	Sell_9day	Sell 9 vs 21	Sell 33_Day
2025/02/18	Sell_9day	Sell 9 vs 21	Sell 33_Day

Strategy Universe	Euro_Consumer Staples_Pairs	Ascendant guidance	Trade	Strategy_Open Date	2025/02/14	Caterpillar Guidance	Trade
<div><div><p>BN.PAR</p><p>21 per. Mov. Avg. (BN.PAR)</p><p>Linear (BN.PAR)</p></div><div><p>RBREW.CSE</p><p>21 per. Mov. Avg. (RBREW.CSE)</p><p>Linear (RBREW.CSE)</p></div></div>						(+) : Mom Days	0
						(-) : Mom Days	3
						Guided : Factor	9 vs 21 day
						324_Buy Guidance	0.0%
						324_Sell Guidance	85.8%
						Mom_75 (days)	-2.9%
						9 vs 21 day	-2.65%
						Price vs 9 day	-4.32%

S  
e  
l  
l

AI.PAR

Air Liquide S.A

Industrials

Industrial Goods & Services

France

Market Cap : (B)

92 366

DIE.BRU

D'leteren Sa

Consumer Discretionary

Industrial Goods & Services

Belgium

Market Cap : (B)

10 870

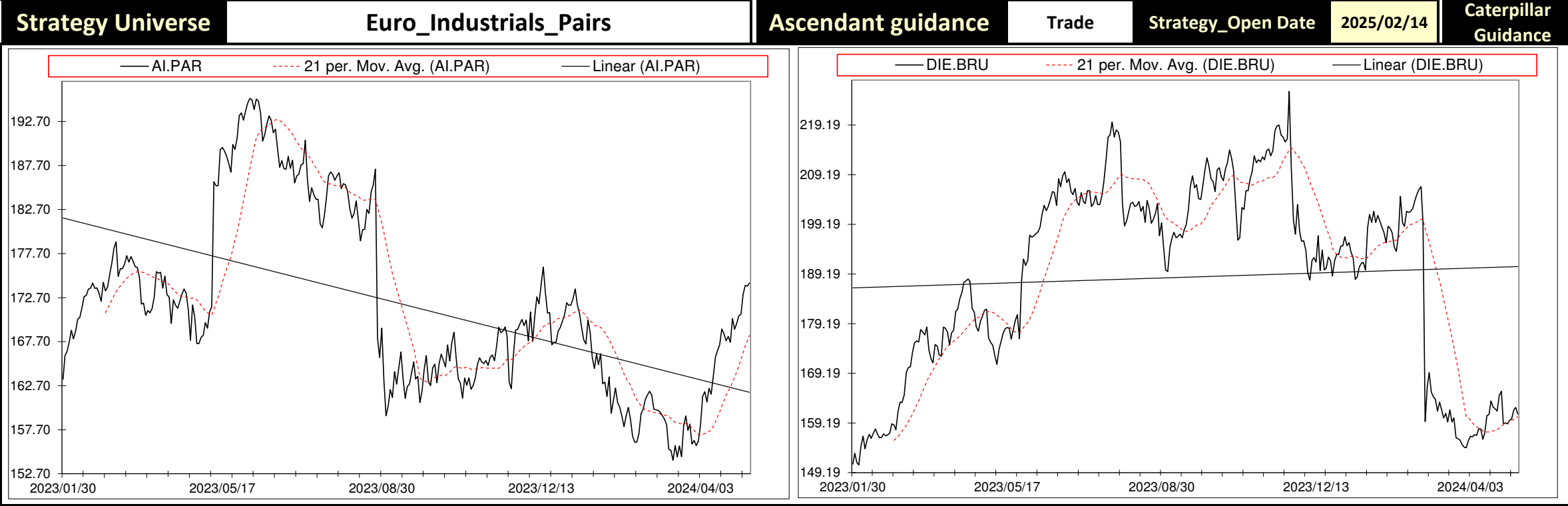
Follow the " 3day to 5day waiting period " before entering the trade : understand the Graph, Trend and Variables

Plan your enrty levels. Focus on the process not the outcome. Expect further short-term deviation from the trade signal. "Patience"

-2.046														-33.237														16.248															
Date	Price or Relative Price	Short_Term_ Radar	Medium_ Term_Radar	Caterpillar_ %	Wise_ Owl(Rnk)	324_Factor	Factor_324	Defcon _Index	Defcon _Index_Trade	Margin of Safety	75_Day_Mom	Trade_Rating (Guidance)	Trendsum																														
2024/12/18	0.979	No Trade	No Trade	65.68%	0	Absolutely No	0	89	Research Defon Sell	12.08%	29.58%	C	-6																														
2024/12/19	0.952	No Trade	No Trade	48.63%	0	Absolutely No	0	0	Absolutely no Trade	8.94%	26.84%	C	-3																														
2024/12/20	0.960	No Trade	No Trade	53.85%	0	Absolutely No	0	87	Research Defon Sell	9.90%	30.50%	C	-2																														
2024/12/23	0.963	No Trade	No Trade	56.31%	0	Absolutely No	0	87	Research Defon Sell	10.36%	19.88%	C	1																														
2024/12/27	0.968	No Trade	No Trade	60.13%	0	Absolutely No	0	88	Research Defon Sell	11.06%	14.44%	C	1																														
2024/12/30	0.970	No Trade	No Trade	62.12%	0	Absolutely No	0	88	Research Defon Sell	11.42%	12.71%	C	0																														
2025/01/02	0.963	No Trade	No Trade	58.48%	0	Absolutely No	0	87	Research Defon Sell	10.75%	14.99%	C	1																														
2025/01/03	0.970	No Trade	No Trade	62.95%	30	Research	85	88	Research Defon Sell	11.58%	13.20%	C	4																														
2025/01/06	0.987	No Trade	No Trade	74.32%	30	Research	85	89	Research Defon Sell	13.67%	13.63%	C	5																														
2025/01/07	1.020	No Trade	No Trade	94.67%	50	Research	85	92	Research Defon Sell	17.41%	19.03%	C	7																														
2025/01/08	1.011	No Trade	No Trade	89.19%	50	Research	85	91	Research Defon Sell	16.40%	14.60%	C	10																														
2025/01/09	1.017	No Trade	No Trade	93.42%	50	Research	85	92	Research Defon Sell	17.18%	14.90%	C	14																														
2025/01/10	1.008	No Trade	No Trade	88.17%	50	Research	85	91	Research Defon Sell	16.21%	11.11%	C	17																														
2025/01/13	1.014	No Trade	No Trade	92.44%	50	Research	85	91	Research Defon Sell	17.00%	12.62%	C	17																														
2025/01/14	1.011	No Trade	No Trade	90.69%	50	Research	85	91	Research Defon Sell	16.68%	13.15%	C	16																														
2025/01/15	1.005	No Trade	No Trade	87.19%	50	Research	85	91	Research Defon Sell	16.03%	10.55%	C	14																														
2025/01/16	1.011	No Trade	No Trade	91.30%	50	Research	85	91	Research Defon Sell	16.79%	13.03%	C	12																														
2025/01/17	1.033	No Trade	No Trade	100.00%	50	Research	85	93	Research Defon Sell	19.28%	13.18%	C	12																														
2025/01/20	1.033	No Trade	No Trade	100.00%	50	Research	85	93	Research Defon Sell	19.47%	17.27%	B	10																														
2025/01/21	1.027	No Trade	No Trade	96.19%	50	Research	85	92	Research Defon Sell	18.73%	14.06%	C	9																														
2025/01/22	1.028	No Trade	No Trade	97.15%	50	Research	85	92	Research Defon Sell	18.91%	16.95%	B	11																														
2025/01/23	1.024	No Trade	No Trade	94.78%	50	Research	85	92	Research Defon Sell	18.45%	17.62%	C	12																														
2025/01/24	1.050	No Trade	No Trade	100.00%	50	Research	85	94	Research Defon Sell	21.60%	20.24%	B	14																														
2025/01/27	1.056	No Trade	No Trade	100.00%	50	Research	85	95	Research Defon Sell	22.32%	18.00%	B	16																														
2025/01/28	1.037	No Trade	No Trade	90.69%	50	Research	85	93	Research Defon Sell	20.24%	17.51%	B	19																														
2025/01/29	1.040	No Trade	No Trade	92.38%	50	Research	85	93	Research Defon Sell	20.62%	18.21%	B	19																														
2025/01/30	1.034	No Trade	No Trade	89.22%	75	Research	170	93	Research Defon Sell	19.91%	16.90%	A	19																														
2025/01/31	1.038	No Trade	No Trade	91.63%	75	Research	170	93	Research Defon Sell	20.45%	17.51%	A	16																														
2025/02/03	1.036	Sell_Panda_ST	No Trade	90.90%	75	Research	170	93	Research Defon Sell	20.28%	17.49%	A	13																														
2025/02/04	1.041	No Trade	No Trade	93.95%	75	Research	170	93	Research Defon Sell	20.97%	19.17%	A	14																														
2025/02/05	1.018	Sell_Panda_ST	Sell_Panda_ST	81.89%	60	Research	170	91	Research Defon Sell	18.27%	14.92%	B	14																														
2025/02/06	1.029	No Trade	No Trade	87.60%	75	Research	170	92	Research Defon Sell	19.55%	15.77%	A	11																														
2025/02/07	1.063	No Trade	No Trade	100.00%	90	Research	170	95	Research Defon Sell	23.60%	19.73%	AA	11																														
2025/02/10	1.066	No Trade	No Trade	100.00%	75	Research	170	95	Research Defon Sell	24.12%	20.11%	AA	10																														
2025/02/11	1.073	No Trade	No Trade	100.00%	75	Research	170	96	Research Defon Sell	24.94%	19.24%	AA	10																														
2025/02/12	1.070	No Trade	No Trade	98.49%	90	Research	170	95	Research Defon Sell	24.56%	20.15%	AA	12																														
2025/02/13	1.082	No Trade	No Trade	100.00%	90	Research	170	96	Research Defon Sell	26.02%	23.14%	AA	14																														
2025/02/14	1.076	No Trade	No Trade	97.59%	90	Research	170	95	Research Defon Sell	25.39%	21.03%	AA	16																														
2025/02/17	1.072	No Trade	No Trade	96.28%	90	Research	170	95	Research Defon Sell	25.05%	21.64%	AA	16																														
2025/02/18	1.083	No Trade	No Trade	100.00%	90	Research	170	96	Research Defon Sell	26.36%	24.03%	AA	18																														



Date	9 day	9 vs 21 day	33 day
2024/12/30	Buy_9day	Buy 9 vs 21	Buy 33_Day
2025/01/02	Sell_9day	Buy 9 vs 21	Buy 33_Day
2025/01/03	Buy_9day	Buy 9 vs 21	Buy 33_Day
2025/01/06	Buy_9day	Buy 9 vs 21	Buy 33_Day
2025/01/07	Buy_9day	Buy 9 vs 21	Buy 33_Day
2025/01/08	Buy_9day	Buy 9 vs 21	Buy 33_Day
2025/01/09	Buy_9day	Buy 9 vs 21	Buy 33_Day
2025/01/10	Buy_9day	Buy 9 vs 21	Buy 33_Day
2025/01/13	Buy_9day	Buy 9 vs 21	Buy 33_Day
2025/01/14	Buy_9day	Buy 9 vs 21	Buy 33_Day
2025/01/15	Buy_9day	Buy 9 vs 21	Buy 33_Day
2025/01/16	Buy_9day	Buy 9 vs 21	Buy 33_Day
2025/01/17	Buy_9day	Buy 9 vs 21	Buy 33_Day
2025/01/20	Buy_9day	Buy 9 vs 21	Buy 33_Day
2025/01/21	Buy_9day	Buy 9 vs 21	Buy 33_Day
2025/01/22	Buy_9day	Buy 9 vs 21	Buy 33_Day
2025/01/23	Buy_9day	Buy 9 vs 21	Buy 33_Day
2025/01/24	Buy_9day	Buy 9 vs 21	Buy 33_Day
2025/01/27	Buy_9day	Buy 9 vs 21	Buy 33_Day
2025/01/28	Buy_9day	Buy 9 vs 21	Buy 33_Day
2025/01/29	Buy_9day	Buy 9 vs 21	Buy 33_Day
2025/01/30	Sell_9day	Buy 9 vs 21	Buy 33_Day
2025/01/31	Buy_9day	Buy 9 vs 21	Buy 33_Day
2025/02/03	Sell_9day	Buy 9 vs 21	Buy 33_Day
2025/02/04	Buy_9day	Buy 9 vs 21	Buy 33_Day
2025/02/05	Sell_9day	Buy 9 vs 21	Buy 33_Day
2025/02/06	Sell_9day	Buy 9 vs 21	Buy 33_Day
2025/02/07	Buy_9day	Buy 9 vs 21	Buy 33_Day
2025/02/10	Buy_9day	Buy 9 vs 21	Buy 33_Day
2025/02/11	Buy_9day	Buy 9 vs 21	Buy 33_Day
2025/02/12	Buy_9day	Buy 9 vs 21	Buy 33_Day
2025/02/13	Buy_9day	Buy 9 vs 21	Buy 33_Day
2025/02/14	Buy_9day	Buy 9 vs 21	Buy 33_Day
2025/02/17	Buy_9day	Buy 9 vs 21	Buy 33_Day
2025/02/18	Buy_9day	Buy 9 vs 21	Buy 33_Day





S  
e  
l  
l

AZN.LSE

Astrazeneca Plc

Health Care

Pharmaceuticals & Biotechnology

United Kingdom

Market Cap : (B)

162 377

NOVO-B.CSE

Novo Nordisk B A/S

Health Care

Pharmaceuticals & Biotechnology

Denmark

Market Cap : (B)

2 529 293

Follow the " 3day to 5day waiting period " before entering the trade : understand the Graph, Trend and Variables

Plan your enrty levels. Focus on the process not the outcome. Expect further short-term deviation from the trade signal. "Patience"

-2.30548.380-20.991													
Date	Price or Relative Price	Short_Term_ Radar	Medium_ Term_Radar	Caterpillar_ %	Wise_ Owl(Rnk)	324_Factor	Factor_324	Defcon _Index	Defcon _Index_Trade	Margin of Safety	75_Day_Mom	Trade_Rating (Guidance)	Trendsum
2024/12/18	13.416	No Trade	No Trade	73.99%	0	Research	-85	-83	Research Defcon Buy	-12.48%	-5.29%	C	-5
2024/12/19	13.784	No Trade	No Trade	60.02%	0	Research	-85	0	Absolutely no Trade	-10.13%	-3.95%	C	-5
2024/12/20	17.407	No Trade	No Trade	31.17%	0	Research	-85	82	Research Defon Sell	13.44%	21.46%	C	-4
2024/12/23	16.739	No Trade	No Trade	20.76%	0	Research	-85	80	Research Defon Sell	8.95%	18.10%	C	-2
2024/12/27	16.449	No Trade	No Trade	15.94%	0	Research	-85	0	Absolutely no Trade	6.87%	19.01%	C	-2
2024/12/30	16.674	No Trade	No Trade	18.99%	0	Research	-85	81	Research Defon Sell	8.19%	26.50%	C	1
2025/01/02	16.641	No Trade	No Trade	18.16%	0	Research	-85	81	Research Defon Sell	7.83%	28.14%	C	0
2025/01/03	16.618	No Trade	No Trade	17.71%	0	Research	-85	81	Research Defon Sell	7.64%	27.53%	C	0
2025/01/06	17.325	No Trade	No Trade	28.38%	0	Research	-85	85	Research Defon Sell	12.07%	30.78%	C	1
2025/01/07	17.697	No Trade	No Trade	33.93%	30	Research	-85	86	Research Defon Sell	14.43%	31.69%	C	5
2025/01/08	17.359	No Trade	No Trade	28.67%	0	Research	-85	85	Research Defon Sell	12.19%	31.05%	C	9
2025/01/09	17.441	No Trade	No Trade	29.80%	30	Research	-85	85	Research Defon Sell	12.67%	25.85%	C	11
2025/01/10	17.368	No Trade	No Trade	28.58%	0	Research	-85	85	Research Defon Sell	12.15%	24.80%	C	11
2025/01/13	17.651	No Trade	No Trade	32.53%	30	Research	-85	86	Research Defon Sell	13.83%	28.29%	C	10
2025/01/14	17.947	No Trade	No Trade	40.09%	30	Research	-85	87	Research Defon Sell	15.69%	31.48%	C	13
2025/01/15	17.600	No Trade	No Trade	34.42%	30	Research	-85	85	Research Defon Sell	13.40%	25.36%	C	17
2025/01/16	18.022	No Trade	No Trade	43.07%	30	Research	-85	87	Research Defon Sell	16.07%	23.17%	C	21
2025/01/17	19.003	No Trade	No Trade	60.13%	0	Absolutely No	0	89	Research Defon Sell	22.33%	29.02%	C	22
2025/01/20	19.579	No Trade	No Trade	70.99%	0	Absolutely No	0	91	Research Defon Sell	25.88%	32.44%	C	25
2025/01/21	19.268	No Trade	No Trade	80.39%	0	Absolutely No	0	89	Research Defon Sell	23.82%	26.55%	C	28
2025/01/22	18.982	No Trade	No Trade	80.54%	50	Research	85	88	Research Defon Sell	21.93%	24.22%	C	30
2025/01/23	19.012	No Trade	No Trade	81.05%	50	Research	85	88	Research Defon Sell	22.07%	26.05%	C	32
2025/01/24	17.754	No Trade	No Trade	51.20%	30	Research	85	0	Absolutely no Trade	13.94%	20.77%	C	31
2025/01/27	17.963	Sell_Panda_ST	No Trade	55.57%	0	Research	85	0	Absolutely no Trade	15.13%	22.61%	C	29
2025/01/28	18.287	Sell_Panda_ST	No Trade	66.33%	30	Research	85	0	Absolutely no Trade	17.16%	23.45%	C	24
2025/01/29	18.483	Sell_Panda_ST	No Trade	70.96%	0	Research	85	0	Absolutely no Trade	18.36%	26.02%	C	19
2025/01/30	18.741	No Trade	No Trade	77.15%	50	Research	85	87	Research Defon Sell	19.96%	30.71%	C	17
2025/01/31	18.679	No Trade	No Trade	75.43%	50	Research	85	87	Research Defon Sell	19.52%	28.36%	C	15
2025/02/03	18.803	No Trade	No Trade	77.87%	50	Research	85	87	Research Defon Sell	20.15%	27.32%	C	14
2025/02/04	18.613	No Trade	No Trade	72.98%	30	Research	85	86	Research Defon Sell	18.88%	24.33%	C	14
2025/02/05	17.960	No Trade	No Trade	56.67%	0	Research	85	0	Absolutely no Trade	14.66%	21.97%	C	14
2025/02/06	18.561	No Trade	No Trade	71.30%	0	Research	85	0	Absolutely no Trade	18.45%	25.42%	C	13
2025/02/07	18.445	No Trade	No Trade	68.24%	0	Research	85	0	Absolutely no Trade	17.66%	24.86%	C	10
2025/02/10	19.041	No Trade	No Trade	82.34%	50	Research	85	91	Research Defon Sell	21.31%	28.56%	C	11
2025/02/11	19.367	No Trade	No Trade	90.15%	50	Research	85	92	Research Defon Sell	23.33%	30.47%	B	10
2025/02/12	20.150	No Trade	No Trade	100.00%	50	Research	85	95	Research Defon Sell	28.26%	35.69%	B	10
2025/02/13	21.138	No Trade	No Trade	100.00%	75	Research	170	97	Research Defon Sell	34.49%	42.84%	AA	10
2025/02/14	21.001	No Trade	No Trade	97.31%	90	Research	170	97	Research Defon Sell	33.56%	39.18%	AA	11
2025/02/17	20.573	No Trade	No Trade	88.92%	75	Research	170	95	Research Defon Sell	30.66%	37.13%	A	12
2025/02/18	20.082	No Trade	No Trade	79.72%	60	Research	170	93	Research Defon Sell	27.49%	38.26%	B	14



9 day	9 day	9 vs 21 day	33 day
2024/12/30	Buy_9day	Buy 9 vs 21	Buy 33_Day
2025/01/02	Buy_9day	Buy 9 vs 21	Buy 33_Day
2025/01/03	Buy_9day	Buy 9 vs 21	Buy 33_Day
2025/01/06	Buy_9day	Buy 9 vs 21	Buy 33_Day
2025/01/07	Buy_9day	Buy 9 vs 21	Buy 33_Day
2025/01/08	Buy_9day	Buy 9 vs 21	Buy 33_Day
2025/01/09	Buy_9day	Buy 9 vs 21	Buy 33_Day
2025/01/10	Buy_9day	Buy 9 vs 21	Buy 33_Day
2025/01/13	Buy_9day	Buy 9 vs 21	Buy 33_Day
2025/01/14	Buy_9day	Buy 9 vs 21	Buy 33_Day
2025/01/15	Buy_9day	Buy 9 vs 21	Buy 33_Day
2025/01/16	Buy_9day	Buy 9 vs 21	Buy 33_Day
2025/01/17	Buy_9day	Buy 9 vs 21	Buy 33_Day
2025/01/20	Buy_9day	Buy 9 vs 21	Buy 33_Day
2025/01/21	Buy_9day	Buy 9 vs 21	Buy 33_Day
2025/01/22	Buy_9day	Buy 9 vs 21	Buy 33_Day
2025/01/23	Buy_9day	Buy 9 vs 21	Buy 33_Day
2025/01/24	Sell_9day	Buy 9 vs 21	Buy 33_Day
2025/01/27	Sell_9day	Buy 9 vs 21	Buy 33_Day
2025/01/28	Sell_9day	Buy 9 vs 21	Buy 33_Day
2025/01/29	Sell_9day	Buy 9 vs 21	Buy 33_Day
2025/01/30	Buy_9day	Buy 9 vs 21	Buy 33_Day
2025/01/31	Buy_9day	Buy 9 vs 21	Buy 33_Day
2025/02/03	Buy_9day	Buy 9 vs 21	Buy 33_Day
2025/02/04	Buy_9day	Buy 9 vs 21	Buy 33_Day
2025/02/05	Sell_9day	Buy 9 vs 21	Buy 33_Day
2025/02/06	Buy_9day	Buy 9 vs 21	Buy 33_Day
2025/02/07	Sell_9day	Buy 9 vs 21	Buy 33_Day
2025/02/10	Buy_9day	Buy 9 vs 21	Buy 33_Day
2025/02/11	Buy_9day	Buy 9 vs 21	Buy 33_Day
2025/02/12	Buy_9day	Buy 9 vs 21	Buy 33_Day
2025/02/13	Buy_9day	Buy 9 vs 21	Buy 33_Day
2025/02/14	Buy_9day	Buy 9 vs 21	Buy 33_Day
2025/02/17	Buy_9day	Buy 9 vs 21	Buy 33_Day
2025/02/18	Buy_9day	Buy 9 vs 21	Buy 33_Day

Strategy Universe	Euro_Health_Care_Pairs	Ascendant guidance	Trade	Strategy_Open Date	2025/02/14	Caterpillar Guidance	Trade
						(+) : Mom Days	38
						(-) : Mom Days	0
						Guided : Factor	33 day
						324_Buy Guidance	0.0%
						324_Sell Guidance	90.5%
						Mom_75 (days)	38.3%
						9 vs 21 day	3.81%
						Price vs 9 day	1.33%







GLE.PAR

B Société Générale Sa

u Financials

y Banks

France

Market Cap : (B)

20 788

PRX.AMS

Prosus Nv

Information Technology

Software & Computer Services

Netherlands

Market Cap : (B)

90 349



Follow the " 3day to 5day waiting period " before entering the trade : understand the Graph, Trend and Variables

Plan your enrty levels. Focus on the process not the outcome. Expect further short-term deviation from the trade signal. "Patience"

-2.082														-41.758												20.061															
Date	Price or Relative Price	Short_Term_ Radar	Medium_ Term_Radar	Caterpillar_ %	Wise_ Owl(Rnk)	324_Factor	Factor_324	Defcon _Index	Defcon _Index_Trade	Margin of Safety	75_Day_Mom	Trade_Rating (Guidance)	Trendsum																												
2024/12/18	0.675	No Trade	No Trade	12.68%	0	Absolutely No	0	78	Absolutely no Trade	-3.29%	2.38%	C	3																												
2024/12/19	0.674	No Trade	No Trade	12.92%	0	Absolutely No	0	78	Absolutely no Trade	-3.35%	-0.18%	C	4																												
2024/12/20	0.669	No Trade	No Trade	15.40%	0	Absolutely No	0	77	Absolutely no Trade	-3.99%	-1.49%	C	5																												
2024/12/23	0.677	No Trade	No Trade	10.44%	0	Absolutely No	0	78	Absolutely no Trade	-2.71%	0.39%	C	8																												
2024/12/27	0.687	No Trade	No Trade	4.52%	0	Absolutely No	0	79	Research Defon Sell	-1.17%	1.92%	C	10																												
2024/12/30	0.705	No Trade	No Trade	9.42%	0	Absolutely No	0	81	Research Defon Sell	1.60%	2.70%	C	13																												
2025/01/02	0.701	No Trade	No Trade	6.76%	0	Absolutely No	0	81	Research Defon Sell	1.15%	2.81%	C	16																												
2025/01/03	0.691	No Trade	No Trade	1.42%	0	Absolutely No	0	80	Research Defon Sell	-0.37%	-0.02%	C	19																												
2025/01/06	0.768	No Trade	No Trade	64.29%	30	Research	85	87	Research Defon Sell	10.90%	11.04%	C	22																												
2025/01/07	0.779	No Trade	No Trade	74.13%	50	Research	85	88	Research Defon Sell	12.57%	12.18%	C	25																												
2025/01/08	0.803	No Trade	No Trade	94.67%	50	Research	85	90	Research Defon Sell	16.05%	19.49%	C	28																												
2025/01/09	0.791	No Trade	No Trade	84.90%	50	Research	85	89	Research Defon Sell	14.40%	17.63%	C	31																												
2025/01/10	0.807	No Trade	No Trade	99.28%	50	Research	85	91	Research Defon Sell	16.83%	25.56%	C	33																												
2025/01/13	0.819	No Trade	No Trade	100.00%	50	Research	85	91	Research Defon Sell	18.65%	30.80%	C	36																												
2025/01/14	0.822	No Trade	No Trade	100.00%	50	Research	85	92	Research Defon Sell	19.19%	33.86%	C	38																												
2025/01/15	0.830	No Trade	No Trade	100.00%	50	Research	85	92	Research Defon Sell	20.40%	42.19%	B	40																												
2025/01/16	0.835	No Trade	No Trade	100.00%	50	Research	85	93	Research Defon Sell	21.08%	44.60%	B	43																												
2025/01/17	0.819	No Trade	No Trade	89.50%	50	Research	85	91	Research Defon Sell	18.86%	43.87%	C	45																												
2025/01/20	0.838	No Trade	No Trade	100.00%	50	Research	85	93	Research Defon Sell	21.74%	50.79%	B	47																												
2025/01/21	0.839	No Trade	No Trade	100.00%	50	Research	85	93	Research Defon Sell	22.01%	55.13%	B	47																												
2025/01/22	0.839	No Trade	No Trade	99.76%	50	Research	85	93	Research Defon Sell	21.95%	57.23%	B	47																												
2025/01/23	0.859	No Trade	No Trade	100.00%	50	Research	85	95	Research Defon Sell	25.00%	57.19%	B	47																												
2025/01/24	0.848	No Trade	No Trade	93.70%	50	Research	85	93	Research Defon Sell	23.43%	54.29%	B	47																												
2025/01/27	0.856	No Trade	No Trade	98.76%	50	Research	85	94	Research Defon Sell	24.70%	50.90%	B	46																												
2025/01/28	0.855	No Trade	No Trade	98.56%	50	Research	85	94	Research Defon Sell	24.64%	49.85%	B	45																												
2025/01/29	0.849	No Trade	No Trade	95.51%	50	Research	85	94	Research Defon Sell	23.88%	45.92%	B	42																												
2025/01/30	0.847	No Trade	No Trade	94.52%	50	Research	85	93	Research Defon Sell	23.63%	45.77%	B	38																												
2025/01/31	0.845	Sell_Panda_ST	No Trade	93.46%	90	Research	170	93	Research Defon Sell	23.37%	47.16%	AA	35																												
2025/02/03	0.824	Sell_Panda_ST	Sell_Panda_ST	81.92%	75	Research	170	91	Research Defon Sell	20.48%	38.67%	A	30																												
2025/02/04	0.814	Sell_Panda_ST	Sell_Panda_ST	76.01%	50	Research	170	0	Absolutely no Trade	19.01%	36.65%	B	24																												
2025/02/05	0.819	Sell_Panda_ST	Sell_Panda_ST	79.40%	60	Research	170	90	Research Defon Sell	19.85%	34.10%	B	18																												
2025/02/06	0.908	No Trade	No Trade	100.00%	90	Research	170	98	Research Defon Sell	32.92%	49.14%	AAA	15																												
2025/02/07	0.928	No Trade	No Trade	100.00%	90	Research	170	99	Research Defon Sell	35.96%	51.43%	AAA	14																												
2025/02/10	0.881	No Trade	No Trade	81.06%	50	Research	170	0	Absolutely no Trade	29.14%	44.21%	B	13																												
2025/02/11	0.918	No Trade	No Trade	96.55%	90	Research	170	98	Research Defon Sell	34.71%	50.59%	AAA	13																												
2025/02/12	0.925	No Trade	No Trade	99.56%	90	Research	170	99	Research Defon Sell	35.80%	51.38%	AAA	13																												
2025/02/13	0.894	No Trade	No Trade	86.80%	90	Research	170	96	Research Defon Sell	31.21%	49.61%	AA	12																												
2025/02/14	0.858	No Trade	No Trade	72.43%	50	Research	170	0	Absolutely no Trade	26.04%	43.14%	B	10																												
2025/02/17	0.831	No Trade	No Trade	61.92%	50	Research	170	0	Absolutely no Trade	22.27%	40.48%	B	8																												
2025/02/18	0.844	No Trade	No Trade	67.24%	50	Research	170	0	Absolutely no Trade	24.18%	39.20%	B	4																												



Date	9 day	9 vs 21 day	33 day
2024/12/30	Buy_9day	Buy 9 vs 21	Buy 33_Day
2025/01/02	Buy_9day	Buy 9 vs 21	Buy 33_Day
2025/01/03	Buy_9day	Buy 9 vs 21	Buy 33_Day
2025/01/06	Buy_9day	Buy 9 vs 21	Buy 33_Day
2025/01/07	Buy_9day	Buy 9 vs 21	Buy 33_Day
2025/01/08	Buy_9day	Buy 9 vs 21	Buy 33_Day
2025/01/09	Buy_9day	Buy 9 vs 21	Buy 33_Day
2025/01/10	Buy_9day	Buy 9 vs 21	Buy 33_Day
2025/01/13	Buy_9day	Buy 9 vs 21	Buy 33_Day
2025/01/14	Buy_9day	Buy 9 vs 21	Buy 33_Day
2025/01/15	Buy_9day	Buy 9 vs 21	Buy 33_Day
2025/01/16	Buy_9day	Buy 9 vs 21	Buy 33_Day
2025/01/17	Buy_9day	Buy 9 vs 21	Buy 33_Day
2025/01/20	Buy_9day	Buy 9 vs 21	Buy 33_Day
2025/01/21	Buy_9day	Buy 9 vs 21	Buy 33_Day
2025/01/22	Buy_9day	Buy 9 vs 21	Buy 33_Day
2025/01/23	Buy_9day	Buy 9 vs 21	Buy 33_Day
2025/01/24	Buy_9day	Buy 9 vs 21	Buy 33_Day
2025/01/27	Buy_9day	Buy 9 vs 21	Buy 33_Day
2025/01/28	Buy_9day	Buy 9 vs 21	Buy 33_Day
2025/01/29	Buy_9day	Buy 9 vs 21	Buy 33_Day
2025/01/30	Sell_9day	Buy 9 vs 21	Buy 33_Day
2025/01/31	Sell_9day	Buy 9 vs 21	Buy 33_Day
2025/02/03	Sell_9day	Buy 9 vs 21	Buy 33_Day
2025/02/04	Sell_9day	Buy 9 vs 21	Buy 33_Day
2025/02/05	Sell_9day	Buy 9 vs 21	Buy 33_Day
2025/02/06	Buy_9day	Buy 9 vs 21	Buy 33_Day
2025/02/07	Buy_9day	Buy 9 vs 21	Buy 33_Day
2025/02/10	Buy_9day	Buy 9 vs 21	Buy 33_Day
2025/02/11	Buy_9day	Buy 9 vs 21	Buy 33_Day
2025/02/12	Buy_9day	Buy 9 vs 21	Buy 33_Day
2025/02/13	Buy_9day	Buy 9 vs 21	Buy 33_Day
2025/02/14	Sell_9day	Buy 9 vs 21	Buy 33_Day
2025/02/17	Sell_9day	Buy 9 vs 21	Sell 33_Day
2025/02/18	Sell_9day	Buy 9 vs 21	Buy 33_Day

Strategy Universe		Euro_Europe_STOXX50_Pairs		Ascendant guidance		Trade	Strategy_Open Date	2025/02/14	Caterpillar Guidance	Trade		
<div><div>GLE.PAR</div><div>21 per. Mov. Avg. (GLE.PAR)</div><div>Linear (GLE.PAR)</div></div>				<div><div>PRX.AMS</div><div>21 per. Mov. Avg. (PRX.AMS)</div><div>Linear (PRX.AMS)</div></div>								
										(+): Mom Days		32
										(-): Mom Days		0
										Guided: Factor		9 vs 21 day
										324_Buy Guidance		0.0%
										324_Sell Guidance		89.9%
										Mom_75 (days)		39.2%
										9 vs 21 day		3.08%
										Price vs 9 day		-4.91%

S  
e  
i  
l

HEI.ETR

Heidelberg Cement Ag

Industrials

Construction & Materials

Germany

Market Cap : (B)

21 219

EXV8.ETR

iShares : European Construction : - (EUR Listing)

Europe ETF : Sector

ETF\_Europe\_

Europe

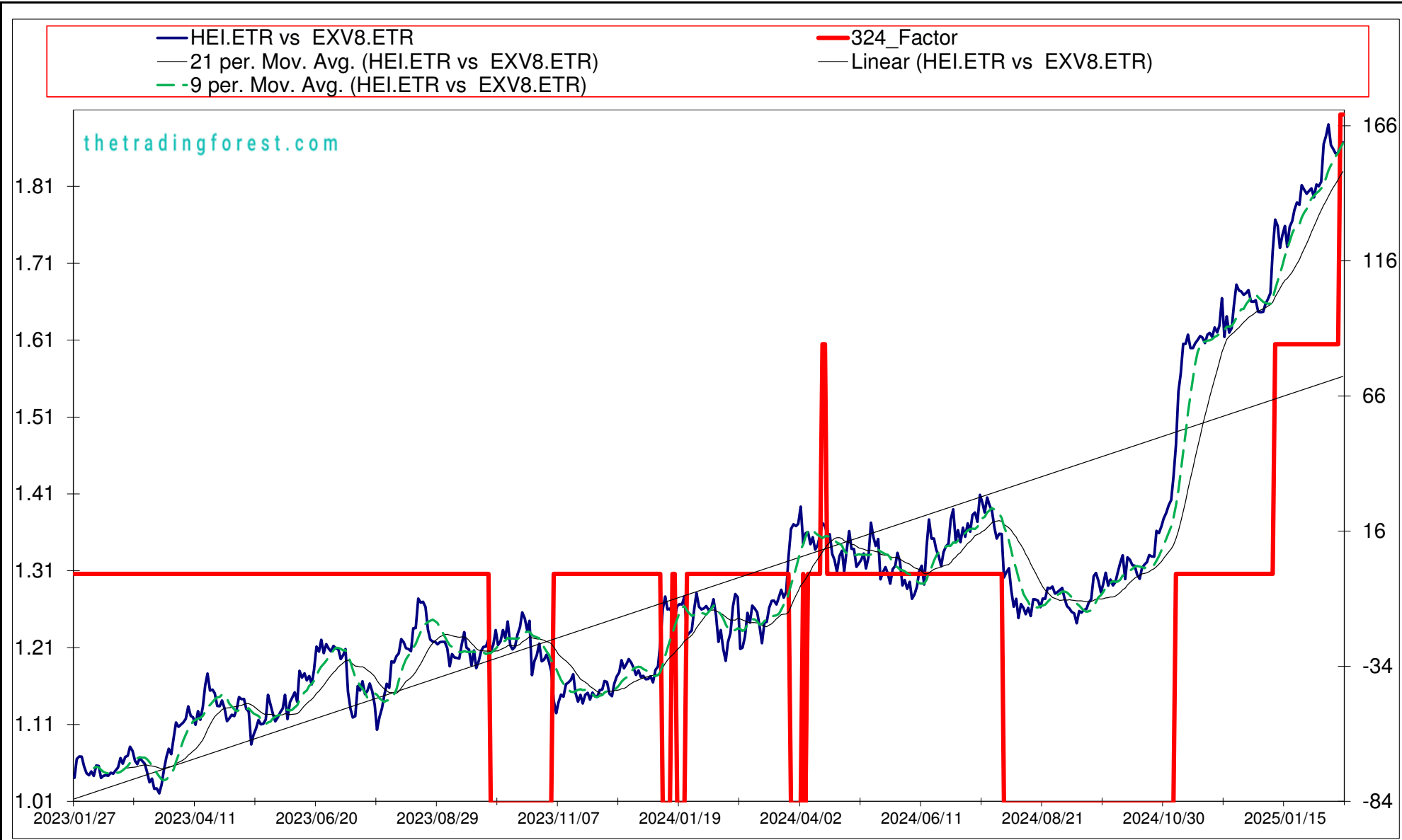
Market Cap : (B)

#VALUE!

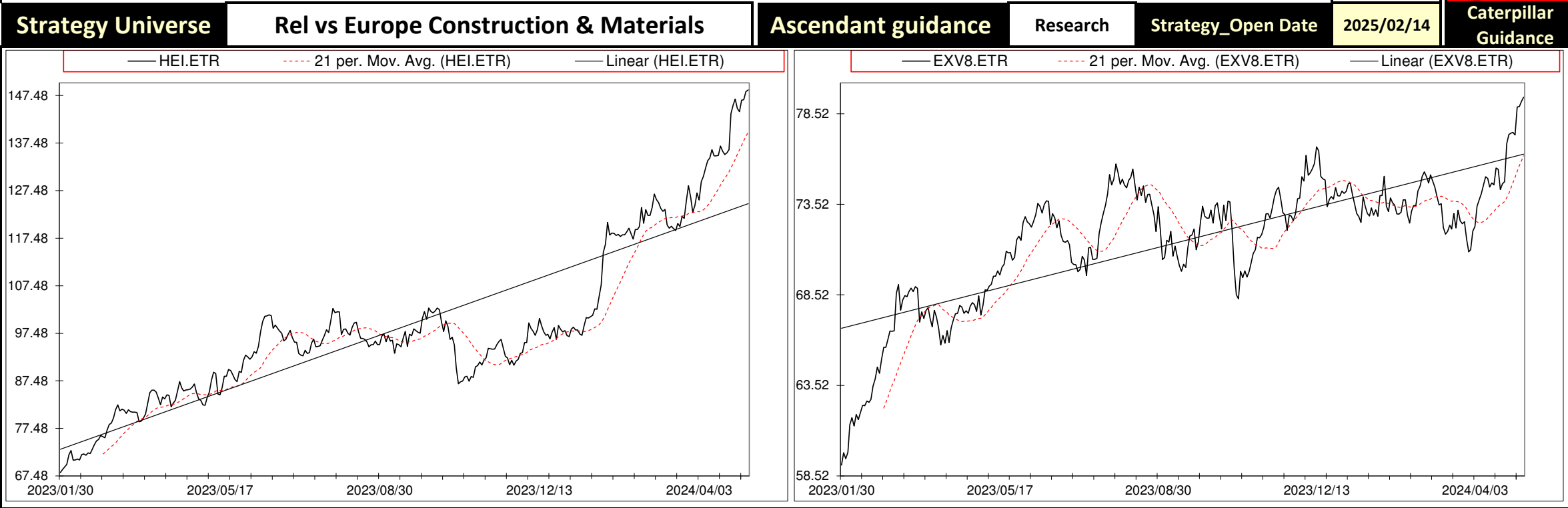
Follow the " 3day to 5day waiting period " before entering the trade : understand the Graph, Trend and Variables

Plan your enrty levels. Focus on the process not the outcome. Expect further short-term deviation from the trade signal. "Patience"

Date	Price or Relative Price	Short_Term_ Radar	Medium_ Term_Radar	Caterpillar_ %	Wise_ Owl(Rnk)	324_Factor	Factor_324	Defcon _Index	Defcon _Index_Trade	Margin of Safety	75_Day_Mom	Trade_Rating (Guidance)	Trendsum
2024/12/18	1.680	No Trade	No Trade	38.62%	0	Absolutely No	0	100	Research Defon Sell	6.38%	32.76%	C	19
2024/12/19	1.665	No Trade	No Trade	32.40%	0	Absolutely No	0	99	Research Defon Sell	5.36%	32.05%	C	18
2024/12/20	1.664	Sell_Panda_ST	No Trade	31.75%	0	Absolutely No	0	99	Research Defon Sell	5.25%	32.19%	C	15
2024/12/23	1.666	No Trade	No Trade	31.15%	0	Absolutely No	0	99	Research Defon Sell	5.15%	33.75%	C	9
2024/12/27	1.651	No Trade	No Trade	23.59%	0	Absolutely No	0	98	Research Defon Sell	3.90%	30.86%	C	4
2024/12/30	1.650	No Trade	No Trade	21.93%	0	Absolutely No	0	98	Research Defon Sell	3.63%	31.00%	C	-1
2025/01/02	1.651	No Trade	No Trade	20.81%	0	Absolutely No	0	98	Research Defon Sell	3.44%	30.71%	C	-3
2025/01/03	1.661	No Trade	No Trade	24.13%	0	Absolutely No	0	98	Research Defon Sell	3.99%	31.36%	C	-6
2025/01/06	1.668	No Trade	No Trade	25.20%	0	Absolutely No	0	99	Research Defon Sell	4.17%	31.02%	C	-5
2025/01/07	1.676	No Trade	No Trade	27.78%	0	Absolutely No	0	99	Research Defon Sell	4.59%	31.20%	C	-4
2025/01/08	1.730	No Trade	No Trade	47.90%	0	Absolutely No	0	100	Research Defon Sell	7.92%	32.35%	C	-3
2025/01/09	1.771	No Trade	No Trade	62.90%	50	Research	85	100	Research Defon Sell	10.40%	35.07%	A	-1
2025/01/10	1.763	No Trade	No Trade	59.26%	50	Research	85	100	Research Defon Sell	9.80%	35.49%	A	1
2025/01/13	1.734	No Trade	No Trade	47.13%	50	Research	85	98	Research Defon Sell	7.79%	34.88%	B	2
2025/01/14	1.751	No Trade	No Trade	52.87%	50	Research	85	99	Research Defon Sell	8.74%	35.02%	B	4
2025/01/15	1.763	No Trade	No Trade	56.90%	50	Research	85	100	Research Defon Sell	9.41%	34.39%	A	3
2025/01/16	1.736	No Trade	No Trade	46.26%	50	Research	85	98	Research Defon Sell	7.65%	34.05%	B	5
2025/01/17	1.762	No Trade	No Trade	55.52%	50	Research	85	99	Research Defon Sell	9.18%	35.22%	A	4
2025/01/20	1.769	No Trade	No Trade	56.80%	50	Research	85	100	Research Defon Sell	9.39%	36.58%	A	5
2025/01/21	1.784	No Trade	No Trade	61.87%	50	Research	85	100	Research Defon Sell	10.23%	37.26%	A	9
2025/01/22	1.793	No Trade	No Trade	64.95%	50	Research	85	100	Research Defon Sell	10.74%	36.70%	A	11
2025/01/23	1.790	No Trade	No Trade	63.35%	50	Research	85	100	Research Defon Sell	10.47%	35.19%	A	13
2025/01/24	1.816	No Trade	No Trade	72.39%	50	Research	85	100	Research Defon Sell	11.97%	36.08%	A	16
2025/01/27	1.810	No Trade	No Trade	68.70%	50	Research	85	100	Research Defon Sell	11.36%	38.86%	A	19
2025/01/28	1.805	No Trade	No Trade	69.74%	50	Research	85	99	Research Defon Sell	10.95%	35.52%	A	22
2025/01/29	1.809	No Trade	No Trade	73.38%	50	Research	85	100	Research Defon Sell	11.12%	36.13%	A	22
2025/01/30	1.812	No Trade	No Trade	74.20%	50	Research	85	100	Research Defon Sell	11.24%	37.11%	A	20
2025/01/31	1.800	No Trade	No Trade	87.12%	50	Research	85	99	Research Defon Sell	10.42%	36.28%	A	19
2025/02/03	1.817	No Trade	No Trade	93.86%	50	Research	85	100	Research Defon Sell	11.23%	38.80%	A	20
2025/02/04	1.814	No Trade	No Trade	91.96%	50	Research	85	100	Research Defon Sell	11.00%	39.19%	A	21
2025/02/05	1.820	No Trade	No Trade	94.25%	50	Research	85	100	Research Defon Sell	11.28%	38.17%	A	22
2025/02/06	1.869	No Trade	No Trade	100.00%	50	Research	85	100	Research Defon Sell	14.20%	41.38%	A	23
2025/02/07	1.880	No Trade	No Trade	100.00%	50	Research	85	100	Research Defon Sell	14.75%	41.82%	A	26
2025/02/10	1.895	No Trade	No Trade	100.00%	50	Research	85	100	Research Defon Sell	15.42%	41.97%	A	30
2025/02/11	1.868	No Trade	No Trade	88.90%	60	Research	85	99	Research Defon Sell	13.71%	40.14%	B	32
2025/02/12	1.863	No Trade	No Trade	86.40%	60	Research	85	98	Research Defon Sell	13.33%	39.81%	B	32
2025/02/13	1.857	No Trade	No Trade	83.44%	50	Research	85	98	Research Defon Sell	12.87%	35.90%	B	31
2025/02/14	1.858	No Trade	No Trade	83.24%	50	Research	85	98	Research Defon Sell	12.84%	36.26%	B	28
2025/02/17	1.872	No Trade	No Trade	87.55%	90	Research	170	99	Research Defon Sell	13.50%	36.48%	AAA	26
2025/02/18	1.871	No Trade	No Trade	86.63%	90	Research	170	99	Research Defon Sell	13.36%	35.37%	AAA	22



Date	9 day	9 vs 21 day	33 day
2024/12/30	Sell_9day	Buy 9 vs 21	Buy 33_Day
2025/01/02	Sell_9day	Buy 9 vs 21	Buy 33_Day
2025/01/03	Sell_9day	Buy 9 vs 21	Buy 33_Day
2025/01/06	Buy_9day	Buy 9 vs 21	Buy 33_Day
2025/01/07	Buy_9day	Buy 9 vs 21	Buy 33_Day
2025/01/08	Buy_9day	Buy 9 vs 21	Buy 33_Day
2025/01/09	Buy_9day	Buy 9 vs 21	Buy 33_Day
2025/01/10	Buy_9day	Buy 9 vs 21	Buy 33_Day
2025/01/13	Buy_9day	Buy 9 vs 21	Buy 33_Day
2025/01/14	Buy_9day	Buy 9 vs 21	Buy 33_Day
2025/01/15	Buy_9day	Buy 9 vs 21	Buy 33_Day
2025/01/16	Buy_9day	Buy 9 vs 21	Buy 33_Day
2025/01/17	Buy_9day	Buy 9 vs 21	Buy 33_Day
2025/01/20	Buy_9day	Buy 9 vs 21	Buy 33_Day
2025/01/21	Buy_9day	Buy 9 vs 21	Buy 33_Day
2025/01/22	Buy_9day	Buy 9 vs 21	Buy 33_Day
2025/01/23	Buy_9day	Buy 9 vs 21	Buy 33_Day
2025/01/24	Buy_9day	Buy 9 vs 21	Buy 33_Day
2025/01/27	Buy_9day	Buy 9 vs 21	Buy 33_Day
2025/01/28	Buy_9day	Buy 9 vs 21	Buy 33_Day
2025/01/29	Buy_9day	Buy 9 vs 21	Buy 33_Day
2025/01/30	Buy_9day	Buy 9 vs 21	Buy 33_Day
2025/01/31	Sell_9day	Buy 9 vs 21	Buy 33_Day
2025/02/03	Buy_9day	Buy 9 vs 21	Buy 33_Day
2025/02/04	Buy_9day	Buy 9 vs 21	Buy 33_Day
2025/02/05	Buy_9day	Buy 9 vs 21	Buy 33_Day
2025/02/06	Buy_9day	Buy 9 vs 21	Buy 33_Day
2025/02/07	Buy_9day	Buy 9 vs 21	Buy 33_Day
2025/02/10	Buy_9day	Buy 9 vs 21	Buy 33_Day
2025/02/11	Buy_9day	Buy 9 vs 21	Buy 33_Day
2025/02/12	Buy_9day	Buy 9 vs 21	Buy 33_Day
2025/02/13	Buy_9day	Buy 9 vs 21	Buy 33_Day
2025/02/14	Sell_9day	Buy 9 vs 21	Buy 33_Day
2025/02/17	Buy_9day	Buy 9 vs 21	Buy 33_Day
2025/02/18	Buy_9day	Buy 9 vs 21	Buy 33_Day



Trade	
(+) : Mom Days	78
(-) : Mom Days	0
Guided : Factor	66 day
324_Buy Guidance	0.0%
324_Sell Guidance	98.8%
Mom_75 (days)	35.4%
9 vs 21 day	2.01%
Price vs 9 day	0.06%



S  
e  
l  
l

AENA.MAD

Aena SME SA

Industrials

Industrial Goods & Services

Spain

Market Cap : (B)30 060

Follow the " 3day to 5day waiting period " before entering the trade : understand the Graph, Trend and Variables

DIE.BRU

D'leteren Sa

Consumer Discretionary

Industrial Goods & Services

Belgium

Market Cap : (B)10 870

Plan your enrty levels. Focus on the process not the outcome. Expect further short-term deviation from the trade signal. "Patience"

Date	Price or Relative Price	Short_Term_ Radar	Medium_ Term_Radar	Caterpillar_ %	Wise_ Owl(Rnk)	324_Factor	Factor_324	Defcon _Index	Defcon _Index_Trade	Margin of Safety	75_Day_Mom	Trade_Rating (Guidance)	Trendsum
2024/12/18	1.229	No Trade	No Trade	60.20%	50	Research	85	98	Research Defon Sell	12.79%	45.32%	B	1
2024/12/19	1.203	No Trade	No Trade	48.51%	50	Research	85	96	Research Defon Sell	10.31%	42.52%	B	3
2024/12/20	1.229	No Trade	No Trade	59.68%	50	Research	85	98	Research Defon Sell	12.68%	50.16%	B	4
2024/12/23	1.238	No Trade	No Trade	62.52%	50	Research	85	99	Research Defon Sell	13.28%	40.70%	B	6
2024/12/27	1.235	No Trade	No Trade	59.95%	50	Research	85	98	Research Defon Sell	12.74%	31.34%	B	6
2024/12/30	1.249	No Trade	No Trade	65.24%	50	Research	85	100	Research Defon Sell	13.86%	29.98%	A	6
2025/01/02	1.247	No Trade	No Trade	63.55%	50	Research	85	99	Research Defon Sell	13.50%	32.62%	A	8
2025/01/03	1.269	No Trade	No Trade	72.36%	50	Research	85	100	Research Defon Sell	15.37%	30.82%	A	12
2025/01/06	1.253	No Trade	No Trade	65.01%	50	Research	85	99	Research Defon Sell	13.81%	26.31%	B	15
2025/01/07	1.293	No Trade	No Trade	81.70%	50	Research	85	100	Research Defon Sell	17.36%	28.80%	A	18
2025/01/08	1.283	No Trade	No Trade	77.17%	50	Research	85	99	Research Defon Sell	16.40%	26.06%	A	22
2025/01/09	1.301	No Trade	No Trade	84.50%	50	Research	85	100	Research Defon Sell	17.95%	24.79%	A	26
2025/01/10	1.278	No Trade	No Trade	74.19%	50	Research	85	98	Research Defon Sell	15.76%	20.41%	B	28
2025/01/13	1.267	No Trade	No Trade	68.70%	50	Research	85	97	Research Defon Sell	14.59%	22.43%	B	28
2025/01/14	1.271	Sell_Panda_ST	No Trade	70.12%	50	Research	85	98	Research Defon Sell	14.90%	23.58%	B	27
2025/01/15	1.258	Sell_Panda_ST	No Trade	64.41%	50	Research	85	97	Research Defon Sell	13.68%	21.77%	B	24
2025/01/16	1.252	Sell_Panda_ST	No Trade	61.31%	50	Research	85	96	Research Defon Sell	13.03%	22.62%	B	20
2025/01/17	1.280	No Trade	No Trade	73.03%	50	Research	85	98	Research Defon Sell	15.52%	23.02%	B	18
2025/01/20	1.275	No Trade	No Trade	69.93%	50	Research	85	98	Research Defon Sell	14.86%	25.29%	B	15
2025/01/21	1.280	No Trade	No Trade	71.87%	50	Research	85	98	Research Defon Sell	15.27%	24.03%	B	12
2025/01/22	1.267	No Trade	No Trade	66.03%	50	Research	85	97	Research Defon Sell	14.03%	21.66%	B	12
2025/01/23	1.289	No Trade	No Trade	74.84%	50	Research	85	99	Research Defon Sell	15.90%	25.16%	A	12
2025/01/24	1.300	No Trade	No Trade	79.17%	50	Research	85	100	Research Defon Sell	16.82%	25.38%	A	13
2025/01/27	1.288	No Trade	No Trade	73.18%	50	Research	85	99	Research Defon Sell	15.55%	21.06%	B	16
2025/01/28	1.267	No Trade	No Trade	64.19%	60	Research	170	97	Research Defon Sell	13.64%	20.18%	AA	17
2025/01/29	1.265	Sell_Panda_ST	Sell_Panda_ST	63.23%	60	Research	170	97	Research Defon Sell	13.43%	22.54%	AA	16
2025/01/30	1.271	No Trade	No Trade	65.47%	75	Research	170	98	Research Defon Sell	13.91%	23.43%	AA	12
2025/01/31	1.283	No Trade	No Trade	70.17%	60	Research	170	99	Research Defon Sell	14.91%	23.63%	AA	8
2025/02/03	1.273	No Trade	No Trade	64.90%	60	Research	170	98	Research Defon Sell	13.79%	20.66%	AA	4
2025/02/04	1.291	No Trade	No Trade	72.17%	60	Research	170	99	Research Defon Sell	15.33%	22.07%	AA	0
2025/02/05	1.287	No Trade	No Trade	70.34%	60	Research	170	99	Research Defon Sell	14.94%	22.38%	AA	1
2025/02/06	1.278	No Trade	No Trade	66.09%	60	Research	170	98	Research Defon Sell	14.04%	22.45%	AA	3
2025/02/07	1.361	No Trade	No Trade	100.00%	75	Research	170	100	Research Defon Sell	21.44%	29.84%	AA	5
2025/02/10	1.369	No Trade	No Trade	100.00%	75	Research	170	100	Research Defon Sell	21.94%	30.37%	AA	8
2025/02/11	1.375	No Trade	No Trade	100.00%	90	Research	170	100	Research Defon Sell	22.37%	27.64%	AAA	12
2025/02/12	1.375	No Trade	No Trade	99.79%	90	Research	170	100	Research Defon Sell	22.32%	27.25%	AAA	15
2025/02/13	1.376	No Trade	No Trade	99.96%	90	Research	170	100	Research Defon Sell	22.36%	28.08%	AAA	17
2025/02/14	1.361	No Trade	No Trade	93.58%	90	Research	170	99	Research Defon Sell	20.93%	25.84%	AAA	16
2025/02/17	1.349	No Trade	No Trade	88.09%	90	Research	170	98	Research Defon Sell	19.70%	25.44%	AAA	14
2025/02/18	1.364	No Trade	No Trade	93.60%	90	Research	170	99	Research Defon Sell	20.93%	26.54%	AAA	12



S  
e  
|  
|

BAS.ETR

Basf N

Materials

Chemicals

Germany

Market Cap : (B)

38 004

SY1.ETR

Symrise Ag

Industrials

Industrial Goods & Services

Germany

Market Cap : (B)

14 816

Follow the " 3day to 5day waiting period " before entering the trade : understand the Graph, Trend and Variables

Plan your enrty levels. Focus on the process not the outcome. Expect further short-term deviation from the trade signal. "Patience"

Date	Price or Relative Price	Short_Term_ Radar	Medium_ Term_Radar	Caterpillar_ %	Wise_ Owl(Rnk)	324_Factor	Factor_324	Defcon _Index	Defcon _Index_Trade	Margin of Safety	75_Day_Mom	Trade_Rating (Guidance)	Trendsum
2024/12/18	0.414	No Trade	No Trade	2.30%	0	Absolutely No	0	0	Absolutely no Trade	0.33%	8.77%	C	2
2024/12/19	0.417	No Trade	No Trade	6.40%	0	Absolutely No	0	0	Absolutely no Trade	0.93%	14.33%	C	1
2024/12/20	0.415	No Trade	No Trade	4.24%	0	Absolutely No	0	0	Absolutely no Trade	0.62%	15.39%	C	0
2024/12/23	0.416	No Trade	No Trade	6.47%	0	Absolutely No	0	0	Absolutely no Trade	0.94%	18.03%	C	-2
2024/12/27	0.420	No Trade	No Trade	12.81%	0	Absolutely No	0	0	Absolutely no Trade	1.86%	19.54%	C	-3
2024/12/30	0.419	No Trade	No Trade	11.81%	0	Absolutely No	0	0	Absolutely no Trade	1.71%	17.73%	C	-4
2025/01/02	0.415	No Trade	No Trade	7.09%	0	Absolutely No	0	0	Absolutely no Trade	1.03%	15.24%	C	-5
2025/01/03	0.406	No Trade	No Trade	6.84%	0	Absolutely No	0	0	Absolutely no Trade	-1.20%	13.06%	C	-8
2025/01/06	0.425	No Trade	No Trade	24.29%	0	Absolutely No	0	83	Research Defon Sell	3.53%	16.83%	C	-8
2025/01/07	0.429	No Trade	No Trade	31.09%	0	Absolutely No	0	84	Research Defon Sell	4.51%	12.79%	C	-7
2025/01/08	0.426	No Trade	No Trade	25.57%	0	Absolutely No	0	84	Research Defon Sell	3.71%	9.24%	C	-5
2025/01/09	0.425	No Trade	No Trade	24.22%	0	Absolutely No	0	83	Research Defon Sell	3.52%	9.85%	C	-4
2025/01/10	0.420	No Trade	No Trade	16.00%	0	Absolutely No	0	0	Absolutely no Trade	2.32%	11.84%	C	-2
2025/01/13	0.422	No Trade	No Trade	19.80%	0	Absolutely No	0	0	Absolutely no Trade	2.87%	10.47%	C	-4
2025/01/14	0.426	No Trade	No Trade	27.45%	0	Absolutely No	0	84	Research Defon Sell	3.99%	15.91%	C	-5
2025/01/15	0.456	No Trade	No Trade	78.73%	30	Research	85	89	Research Defon Sell	11.43%	23.86%	C	-2
2025/01/16	0.457	No Trade	No Trade	79.47%	30	Research	85	89	Research Defon Sell	11.54%	16.59%	C	0
2025/01/17	0.454	No Trade	No Trade	74.71%	30	Research	85	88	Research Defon Sell	10.85%	18.48%	C	3
2025/01/20	0.462	No Trade	No Trade	89.22%	50	Research	85	90	Research Defon Sell	12.95%	21.94%	C	6
2025/01/21	0.457	No Trade	No Trade	81.07%	30	Research	85	89	Research Defon Sell	11.77%	19.20%	C	7
2025/01/22	0.458	No Trade	No Trade	83.35%	30	Research	85	89	Research Defon Sell	12.10%	18.47%	C	8
2025/01/23	0.459	No Trade	No Trade	84.91%	30	Research	85	89	Research Defon Sell	12.33%	14.07%	C	10
2025/01/24	0.469	No Trade	No Trade	100.00%	50	Research	85	91	Research Defon Sell	14.79%	15.25%	C	15
2025/01/27	0.476	No Trade	No Trade	100.00%	50	Research	85	92	Research Defon Sell	16.59%	19.68%	C	18
2025/01/28	0.459	No Trade	No Trade	75.84%	50	Research	85	88	Research Defon Sell	12.58%	16.39%	C	20
2025/01/29	0.458	No Trade	No Trade	74.83%	50	Research	85	88	Research Defon Sell	12.41%	16.20%	C	21
2025/01/30	0.459	Sell_Panda_ST	No Trade	76.39%	50	Research	85	88	Research Defon Sell	12.67%	17.23%	C	22
2025/01/31	0.471	No Trade	No Trade	94.66%	50	Research	85	91	Research Defon Sell	15.70%	20.93%	C	20
2025/02/03	0.461	No Trade	No Trade	79.42%	50	Research	85	89	Research Defon Sell	13.18%	21.94%	C	22
2025/02/04	0.462	No Trade	No Trade	81.49%	50	Research	85	89	Research Defon Sell	13.52%	20.93%	C	21
2025/02/05	0.475	No Trade	No Trade	100.00%	50	Research	85	92	Research Defon Sell	16.87%	23.14%	C	21
2025/02/06	0.495	No Trade	No Trade	100.00%	50	Research	85	95	Research Defon Sell	21.69%	24.77%	B	23
2025/02/07	0.489	No Trade	No Trade	93.24%	50	Research	85	94	Research Defon Sell	20.23%	23.12%	B	25
2025/02/10	0.489	No Trade	No Trade	94.23%	50	Research	85	94	Research Defon Sell	20.44%	22.43%	B	25
2025/02/11	0.485	No Trade	No Trade	89.92%	90	Research	170	95	Research Defon Sell	19.51%	21.43%	AA	27
2025/02/12	0.506	No Trade	No Trade	100.00%	90	Research	170	99	Research Defon Sell	24.57%	23.21%	AAA	29
2025/02/13	0.498	No Trade	No Trade	92.39%	100	Research	170	97	Research Defon Sell	22.70%	23.20%	AAA	31
2025/02/14	0.502	No Trade	No Trade	96.60%	90	Research	170	98	Research Defon Sell	23.73%	25.92%	AAA	30
2025/02/17	0.516	No Trade	No Trade	100.00%	100	Research	170	100	Research Defon Sell	27.32%	29.54%	AAA	32
2025/02/18	0.507	No Trade	No Trade	91.63%	100	Research	170	98	Research Defon Sell	25.03%	25.70%	AAA	33





S  
e  
|  
|

BBVA.MAD

Banco Bilbao Vizcaya Argentaria

Financials

Banks

Spain

Follow the " 3day to 5day waiting period " before entering the trade : understand the Graph, Trend and Variables

Market Cap : (B)52 849

E.OAN.ETR

E. On Se

Utilities

Gas, Water & Multiutilities

France

Plan your enrty levels. Focus on the process not the outcome. Expect further short-term deviation from the trade signal. "Patience"

Market Cap : (B)31 431

Date	Price or Relative Price	Short_Term_ Radar	Medium_ Term_Radar	Caterpillar_ %	Wise_ Owl(Rnk)	324_Factor	Factor_324	Defcon _Index	Defcon _Index_Trade	Margin of Safety	75_Day_Mom	Trade_Rating (Guidance)	Trendsum
2024/12/18	0.856	No Trade	No Trade	14.75%	0	Absolutely No	0	98	Research Defon Sell	2.68%	23.74%	C	15
2024/12/19	0.841	No Trade	No Trade	4.79%	0	Absolutely No	0	96	Research Defon Sell	0.87%	25.43%	C	18
2024/12/20	0.839	No Trade	No Trade	3.05%	0	Absolutely No	0	96	Research Defon Sell	0.55%	23.35%	C	20
2024/12/23	0.830	No Trade	No Trade	3.56%	0	Absolutely No	0	95	Research Defon Sell	-0.62%	24.42%	C	21
2024/12/27	0.837	No Trade	No Trade	0.30%	0	Absolutely No	0	95	Research Defon Sell	0.05%	26.33%	C	20
2024/12/30	0.830	Sell_Panda_ST	No Trade	5.18%	0	Absolutely No	0	95	Research Defon Sell	-0.90%	22.87%	C	17
2025/01/02	0.810	Sell_Panda_ST	No Trade	19.40%	0	Absolutely No	0	0	Absolutely no Trade	-3.36%	18.80%	C	12
2025/01/03	0.810	No Trade	No Trade	19.88%	0	Absolutely No	0	0	Absolutely no Trade	-3.44%	18.46%	C	8
2025/01/06	0.856	No Trade	No Trade	10.78%	0	Absolutely No	0	98	Research Defon Sell	1.96%	25.02%	C	6
2025/01/07	0.868	No Trade	No Trade	18.04%	0	Absolutely No	0	99	Research Defon Sell	3.28%	25.49%	C	5
2025/01/08	0.891	No Trade	No Trade	32.99%	0	Absolutely No	0	100	Research Defon Sell	6.00%	21.66%	C	6
2025/01/09	0.899	No Trade	No Trade	37.90%	0	Absolutely No	0	100	Research Defon Sell	6.90%	22.03%	C	7
2025/01/10	0.934	No Trade	No Trade	60.60%	50	Research	85	100	Research Defon Sell	11.03%	27.23%	A	11
2025/01/13	0.967	No Trade	No Trade	81.20%	50	Research	85	100	Research Defon Sell	14.78%	31.80%	A	15
2025/01/14	0.976	No Trade	No Trade	87.41%	50	Research	85	100	Research Defon Sell	15.91%	35.24%	A	19
2025/01/15	0.968	No Trade	No Trade	81.63%	50	Research	85	99	Research Defon Sell	14.86%	30.11%	A	22
2025/01/16	0.946	No Trade	No Trade	67.08%	50	Research	85	97	Research Defon Sell	12.21%	27.67%	B	24
2025/01/17	0.931	No Trade	No Trade	57.13%	50	Research	85	95	Research Defon Sell	10.40%	27.99%	B	24
2025/01/20	0.939	No Trade	No Trade	61.70%	50	Research	85	96	Research Defon Sell	11.23%	34.87%	B	21
2025/01/21	0.941	Sell_Panda_ST	No Trade	62.89%	50	Research	85	96	Research Defon Sell	11.45%	35.86%	B	18
2025/01/22	0.950	No Trade	No Trade	68.54%	50	Research	85	97	Research Defon Sell	12.47%	32.58%	B	16
2025/01/23	0.976	No Trade	No Trade	84.71%	50	Research	85	100	Research Defon Sell	15.42%	33.04%	A	14
2025/01/24	0.990	No Trade	No Trade	93.96%	50	Research	85	100	Research Defon Sell	17.10%	32.66%	A	16
2025/01/27	0.972	No Trade	No Trade	81.37%	50	Research	85	98	Research Defon Sell	14.81%	34.61%	B	17
2025/01/28	0.981	No Trade	No Trade	87.03%	50	Research	85	99	Research Defon Sell	15.84%	35.66%	A	17
2025/01/29	0.990	No Trade	No Trade	92.32%	50	Research	85	100	Research Defon Sell	16.80%	37.57%	A	17
2025/01/30	0.986	No Trade	No Trade	89.34%	50	Research	85	100	Research Defon Sell	16.26%	36.19%	A	17
2025/01/31	0.965	No Trade	No Trade	76.13%	50	Research	85	97	Research Defon Sell	13.85%	33.11%	B	15
2025/02/03	0.948	No Trade	No Trade	63.78%	50	Research	85	96	Research Defon Sell	11.61%	32.47%	B	11
2025/02/04	0.965	No Trade	No Trade	74.78%	50	Research	85	97	Research Defon Sell	13.61%	36.87%	B	6
2025/02/05	0.970	No Trade	No Trade	77.62%	50	Research	85	98	Research Defon Sell	14.13%	39.64%	B	1
2025/02/06	1.014	No Trade	No Trade	100.00%	50	Research	85	100	Research Defon Sell	19.24%	42.21%	A	1
2025/02/07	1.013	No Trade	No Trade	99.21%	50	Research	85	100	Research Defon Sell	19.09%	44.68%	A	1
2025/02/10	0.992	No Trade	No Trade	86.06%	50	Research	85	98	Research Defon Sell	16.56%	37.84%	B	3
2025/02/11	1.011	No Trade	No Trade	97.41%	50	Research	85	100	Research Defon Sell	18.74%	42.80%	A	6
2025/02/12	1.037	No Trade	No Trade	100.00%	50	Research	85	100	Research Defon Sell	21.70%	48.58%	A	9
2025/02/13	1.040	No Trade	No Trade	100.00%	50	Research	85	100	Research Defon Sell	22.03%	46.13%	A	14
2025/02/14	1.043	No Trade	No Trade	100.00%	90	Research	170	100	Research Defon Sell	22.36%	46.91%	AAA	16
2025/02/17	1.057	No Trade	No Trade	100.00%	90	Research	170	100	Research Defon Sell	23.85%	50.94%	AAA	18
2025/02/18	1.082	No Trade	No Trade	100.00%	90	Research	170	100	Research Defon Sell	26.67%	49.27%	AAA	20



Date	9 day	9 vs 21 day	33 day
2024/12/30	Sell_9day	Buy 9 vs 21	Buy 33_Day
2025/01/02	Sell_9day	Buy 9 vs 21	Buy 33_Day
2025/01/03	Sell_9day	Buy 9 vs 21	Buy 33_Day
2025/01/06	Buy_9day	Buy 9 vs 21	Buy 33_Day
2025/01/07	Buy_9day	Buy 9 vs 21	Buy 33_Day
2025/01/08	Buy_9day	Buy 9 vs 21	Buy 33_Day
2025/01/09	Buy_9day	Buy 9 vs 21	Buy 33_Day
2025/01/10	Buy_9day	Buy 9 vs 21	Buy 33_Day
2025/01/13	Buy_9day	Buy 9 vs 21	Buy 33_Day
2025/01/14	Buy_9day	Buy 9 vs 21	Buy 33_Day
2025/01/15	Buy_9day	Buy 9 vs 21	Buy 33_Day
2025/01/16	Buy_9day	Buy 9 vs 21	Buy 33_Day
2025/01/17	Buy_9day	Buy 9 vs 21	Buy 33_Day
2025/01/20	Buy_9day	Buy 9 vs 21	Buy 33_Day
2025/01/21	Sell_9day	Buy 9 vs 21	Buy 33_Day
2025/01/22	Buy_9day	Buy 9 vs 21	Buy 33_Day
2025/01/23	Buy_9day	Buy 9 vs 21	Buy 33_Day
2025/01/24	Buy_9day	Buy 9 vs 21	Buy 33_Day
2025/01/27	Buy_9day	Buy 9 vs 21	Buy 33_Day
2025/01/28	Buy_9day	Buy 9 vs 21	Buy 33_Day
2025/01/29	Buy_9day	Buy 9 vs 21	Buy 33_Day
2025/01/30	Buy_9day	Buy 9 vs 21	Buy 33_Day
2025/01/31	Sell_9day	Buy 9 vs 21	Buy 33_Day
2025/02/03	Sell_9day	Buy 9 vs 21	Buy 33_Day
2025/02/04	Sell_9day	Buy 9 vs 21	Buy 33_Day
2025/02/05	Sell_9day	Buy 9 vs 21	Buy 33_Day
2025/02/06	Buy_9day	Buy 9 vs 21	Buy 33_Day
2025/02/07	Buy_9day	Buy 9 vs 21	Buy 33_Day
2025/02/10	Buy_9day	Buy 9 vs 21	Buy 33_Day
2025/02/11	Buy_9day	Buy 9 vs 21	Buy 33_Day
2025/02/12	Buy_9day	Buy 9 vs 21	Buy 33_Day
2025/02/13	Buy_9day	Buy 9 vs 21	Buy 33_Day
2025/02/14	Buy_9day	Buy 9 vs 21	Buy 33_Day
2025/02/17	Buy_9day	Buy 9 vs 21	Buy 33_Day
2025/02/18	Buy_9day	Buy 9 vs 21	Buy 33_Day

Strategy Universe

Euro\_Europe\_STOXX50\_Pairs

Ascendant guidance

Trade

Strategy\_Open Date

2025/02/14

Caterpillar Guidance

Trade

BBVA.MAD

21 per. Mov. Avg. (BBVA.MAD)

Linear (BBVA.MAD)

EOAN.ETR

21 per. Mov. Avg. (EOAN.ETR)

Linear (EOAN.ETR)

(+) : Mom Days

50

(-) : Mom Days

0

Guided : Factor

33 day

324\_Buy Guidance

0.0%

324\_Sell Guidance

100.0%

Mom\_75 (days)

49.3%

9 vs 21 day

3.59%

Price vs 9 day

4.81%

S  
e  
l  
l

EL.PAR

Essilor Luxottica Societe Anonyme

Consumer Discretionary

Personal & Household Goods

France

Market Cap : (B)

107 196

EOAN.ETR

E. On Se

Utilities

Gas, Water & Multiutilities

France

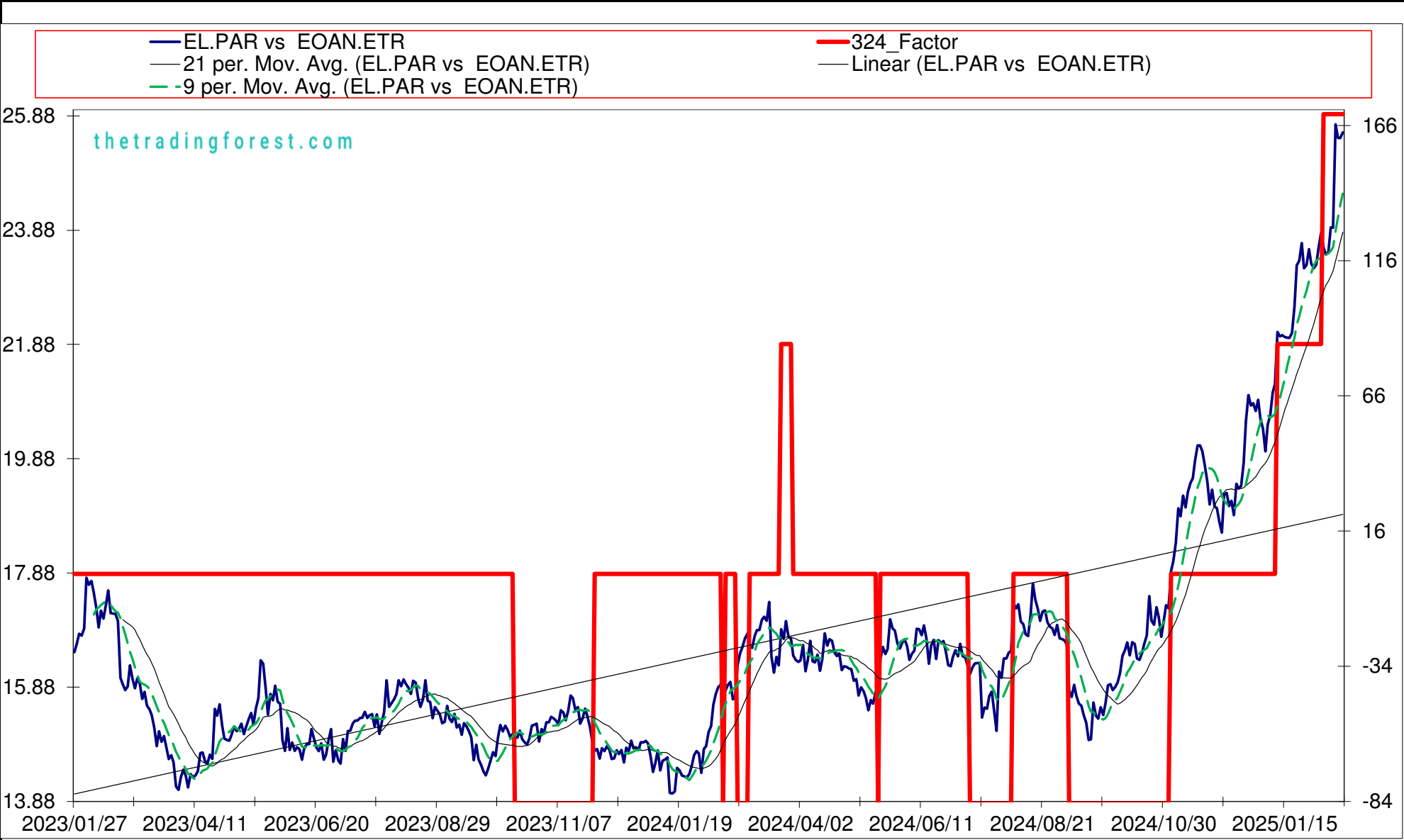
Market Cap : (B)

31 431

Follow the " 3day to 5day waiting period " before entering the trade : understand the Graph, Trend and Variables

Plan your enrty levels. Focus on the process not the outcome. Expect further short-term deviation from the trade signal. "Patience"

Date	Price or Relative Price	Short_Term_ Radar	Medium_ Term_Radar	Caterpillar_ %	Wise_ Owl(Rnk)	324_Factor	Factor_324	Defcon _Index	Defcon _Index_Trade	Margin of Safety	75_Day_Mom	Trade_Rating (Guidance)	Trendsum
2024/12/18	20.994	No Trade	No Trade	41.18%	0	Absolutely No	0	100	Research Defon Sell	6.99%	32.75%	C	5
2024/12/19	20.808	No Trade	No Trade	36.84%	0	Absolutely No	0	99	Research Defon Sell	5.96%	32.44%	C	7
2024/12/20	20.848	No Trade	No Trade	40.62%	0	Absolutely No	0	99	Research Defon Sell	6.09%	30.95%	C	9
2024/12/23	20.714	No Trade	No Trade	35.43%	0	Absolutely No	0	99	Research Defon Sell	5.18%	31.74%	C	12
2024/12/27	20.909	No Trade	No Trade	40.11%	0	Absolutely No	0	100	Research Defon Sell	5.86%	34.12%	C	11
2024/12/30	20.576	No Trade	No Trade	26.99%	0	Absolutely No	0	98	Research Defon Sell	3.94%	32.29%	C	11
2025/01/02	20.410	No Trade	No Trade	19.71%	0	Absolutely No	0	97	Research Defon Sell	2.88%	32.59%	C	10
2025/01/03	20.009	No Trade	No Trade	5.38%	0	Absolutely No	0	95	Research Defon Sell	0.79%	31.10%	C	6
2025/01/06	20.475	No Trade	No Trade	19.91%	0	Absolutely No	0	98	Research Defon Sell	2.91%	36.90%	C	2
2025/01/07	20.633	No Trade	No Trade	24.84%	0	Absolutely No	0	98	Research Defon Sell	3.63%	37.87%	C	-1
2025/01/08	21.035	No Trade	No Trade	38.13%	0	Absolutely No	0	100	Research Defon Sell	5.57%	34.76%	C	-1
2025/01/09	21.187	No Trade	No Trade	42.84%	0	Absolutely No	0	100	Research Defon Sell	6.26%	37.76%	C	0
2025/01/10	22.096	No Trade	No Trade	73.49%	50	Research	85	100	Research Defon Sell	10.74%	44.16%	A	3
2025/01/13	22.019	No Trade	No Trade	69.22%	50	Research	85	100	Research Defon Sell	10.11%	41.80%	A	8
2025/01/14	22.039	No Trade	No Trade	69.35%	50	Research	85	100	Research Defon Sell	10.13%	43.20%	A	10
2025/01/15	22.008	No Trade	No Trade	69.37%	50	Research	85	100	Research Defon Sell	9.90%	41.17%	A	13
2025/01/16	21.996	No Trade	No Trade	68.39%	50	Research	85	100	Research Defon Sell	9.76%	38.22%	A	13
2025/01/17	21.991	No Trade	No Trade	71.77%	50	Research	85	100	Research Defon Sell	9.66%	38.04%	A	13
2025/01/20	22.081	No Trade	No Trade	73.36%	50	Research	85	100	Research Defon Sell	9.87%	39.50%	A	13
2025/01/21	22.543	No Trade	No Trade	89.83%	50	Research	85	100	Research Defon Sell	12.09%	41.94%	A	13
2025/01/22	23.268	No Trade	No Trade	100.00%	50	Research	85	100	Research Defon Sell	15.61%	45.72%	A	12
2025/01/23	23.349	No Trade	No Trade	100.00%	50	Research	85	100	Research Defon Sell	15.93%	44.82%	A	11
2025/01/24	23.658	No Trade	No Trade	100.00%	50	Research	85	100	Research Defon Sell	17.38%	44.02%	A	13
2025/01/27	23.218	No Trade	No Trade	86.01%	50	Research	85	98	Research Defon Sell	14.95%	40.49%	B	17
2025/01/28	23.274	No Trade	No Trade	87.13%	50	Research	85	98	Research Defon Sell	15.14%	39.68%	B	18
2025/01/29	23.551	No Trade	No Trade	94.55%	50	Research	85	100	Research Defon Sell	16.43%	43.27%	A	19
2025/01/30	23.295	No Trade	No Trade	86.80%	50	Research	85	98	Research Defon Sell	15.09%	39.78%	B	19
2025/01/31	23.215	No Trade	No Trade	84.06%	50	Research	85	98	Research Defon Sell	14.61%	39.55%	B	16
2025/02/03	23.280	No Trade	No Trade	84.51%	50	Research	85	98	Research Defon Sell	14.69%	42.14%	B	11
2025/02/04	23.570	No Trade	No Trade	92.24%	50	Research	85	100	Research Defon Sell	16.03%	44.10%	A	7
2025/02/05	23.833	No Trade	No Trade	99.21%	50	Research	85	100	Research Defon Sell	17.24%	44.66%	A	6
2025/02/06	23.580	No Trade	No Trade	91.58%	75	Research	170	99	Research Defon Sell	15.92%	41.71%	AA	6
2025/02/07	23.459	No Trade	No Trade	87.70%	75	Research	170	98	Research Defon Sell	15.24%	39.78%	AA	8
2025/02/10	23.484	No Trade	No Trade	87.00%	90	Research	170	99	Research Defon Sell	15.12%	34.41%	AAA	11
2025/02/11	23.931	No Trade	No Trade	99.12%	90	Research	170	100	Research Defon Sell	17.23%	40.39%	AAA	14
2025/02/12	23.927	No Trade	No Trade	98.54%	90	Research	170	100	Research Defon Sell	17.13%	40.99%	AAA	17
2025/02/13	25.733	No Trade	No Trade	100.00%	90	Research	170	100	Research Defon Sell	25.88%	48.95%	AAA	21
2025/02/14	25.498	No Trade	No Trade	95.22%	90	Research	170	99	Research Defon Sell	24.64%	49.12%	AAA	23
2025/02/17	25.496	No Trade	No Trade	94.17%	90	Research	170	99	Research Defon Sell	24.37%	52.12%	AAA	23
2025/02/18	25.595	No Trade	No Trade	95.70%	90	Research	170	99	Research Defon Sell	24.77%	50.17%	AAA	22



Date	9 day	9 vs 21 day	33 day
2024/12/30	Buy_9day	Buy 9 vs 21	Buy 33_Day
2025/01/02	Sell_9day	Buy 9 vs 21	Buy 33_Day
2025/01/03	Sell_9day	Buy 9 vs 21	Buy 33_Day
2025/01/06	Sell_9day	Buy 9 vs 21	Buy 33_Day
2025/01/07	Buy_9day	Buy 9 vs 21	Buy 33_Day
2025/01/08	Buy_9day	Buy 9 vs 21	Buy 33_Day
2025/01/09	Buy_9day	Buy 9 vs 21	Buy 33_Day
2025/01/10	Buy_9day	Buy 9 vs 21	Buy 33_Day
2025/01/13	Buy_9day	Buy 9 vs 21	Buy 33_Day
2025/01/14	Buy_9day	Buy 9 vs 21	Buy 33_Day
2025/01/15	Buy_9day	Buy 9 vs 21	Buy 33_Day
2025/01/16	Buy_9day	Buy 9 vs 21	Buy 33_Day
2025/01/17	Buy_9day	Buy 9 vs 21	Buy 33_Day
2025/01/20	Buy_9day	Buy 9 vs 21	Buy 33_Day
2025/01/21	Buy_9day	Buy 9 vs 21	Buy 33_Day
2025/01/22	Buy_9day	Buy 9 vs 21	Buy 33_Day
2025/01/23	Buy_9day	Buy 9 vs 21	Buy 33_Day
2025/01/24	Buy_9day	Buy 9 vs 21	Buy 33_Day
2025/01/27	Buy_9day	Buy 9 vs 21	Buy 33_Day
2025/01/28	Buy_9day	Buy 9 vs 21	Buy 33_Day
2025/01/29	Buy_9day	Buy 9 vs 21	Buy 33_Day
2025/01/30	Buy_9day	Buy 9 vs 21	Buy 33_Day
2025/01/31	Sell_9day	Buy 9 vs 21	Buy 33_Day
2025/02/03	Sell_9day	Buy 9 vs 21	Buy 33_Day
2025/02/04	Buy_9day	Buy 9 vs 21	Buy 33_Day
2025/02/05	Buy_9day	Buy 9 vs 21	Buy 33_Day
2025/02/06	Buy_9day	Buy 9 vs 21	Buy 33_Day
2025/02/07	Buy_9day	Buy 9 vs 21	Buy 33_Day
2025/02/10	Buy_9day	Buy 9 vs 21	Buy 33_Day
2025/02/11	Buy_9day	Buy 9 vs 21	Buy 33_Day
2025/02/12	Buy_9day	Buy 9 vs 21	Buy 33_Day
2025/02/13	Buy_9day	Buy 9 vs 21	Buy 33_Day
2025/02/14	Buy_9day	Buy 9 vs 21	Buy 33_Day
2025/02/17	Buy_9day	Buy 9 vs 21	Buy 33_Day
2025/02/18	Buy_9day	Buy 9 vs 21	Buy 33_Day

Strategy Universe

Euro\_Europe\_STOXX50\_Pairs

Ascendant guidance

Research

Strategy\_Open Date

2025/02/14

Caterpillar Guidance

Trade

EL.PAR

21 per. Mov. Avg. (EL.PAR)

Linear (EL.PAR)

EOAN.ETR

21 per. Mov. Avg. (EOAN.ETR)

Linear (EOAN.ETR)

(+) : Mom Days

84

(-) : Mom Days

0

Guided : Factor

66 day

324\_Buy Guidance

0.0%

324\_Sell Guidance

99.5%

Mom\_75 (days)

50.2%

9 vs 21 day

2.84%

Price vs 9 day

4.37%



S  
e  
l  
l

IMB.LSE

Imperial Brands Plc

Consumer Staples

Personal & Household Goods

United Kingdom

Market Cap : (B)21 037

Follow the " 3day to 5day waiting period " before entering the trade : understand the Graph, Trend and Variables

ULVR.LSE

Unilever Plc

Consumer Staples

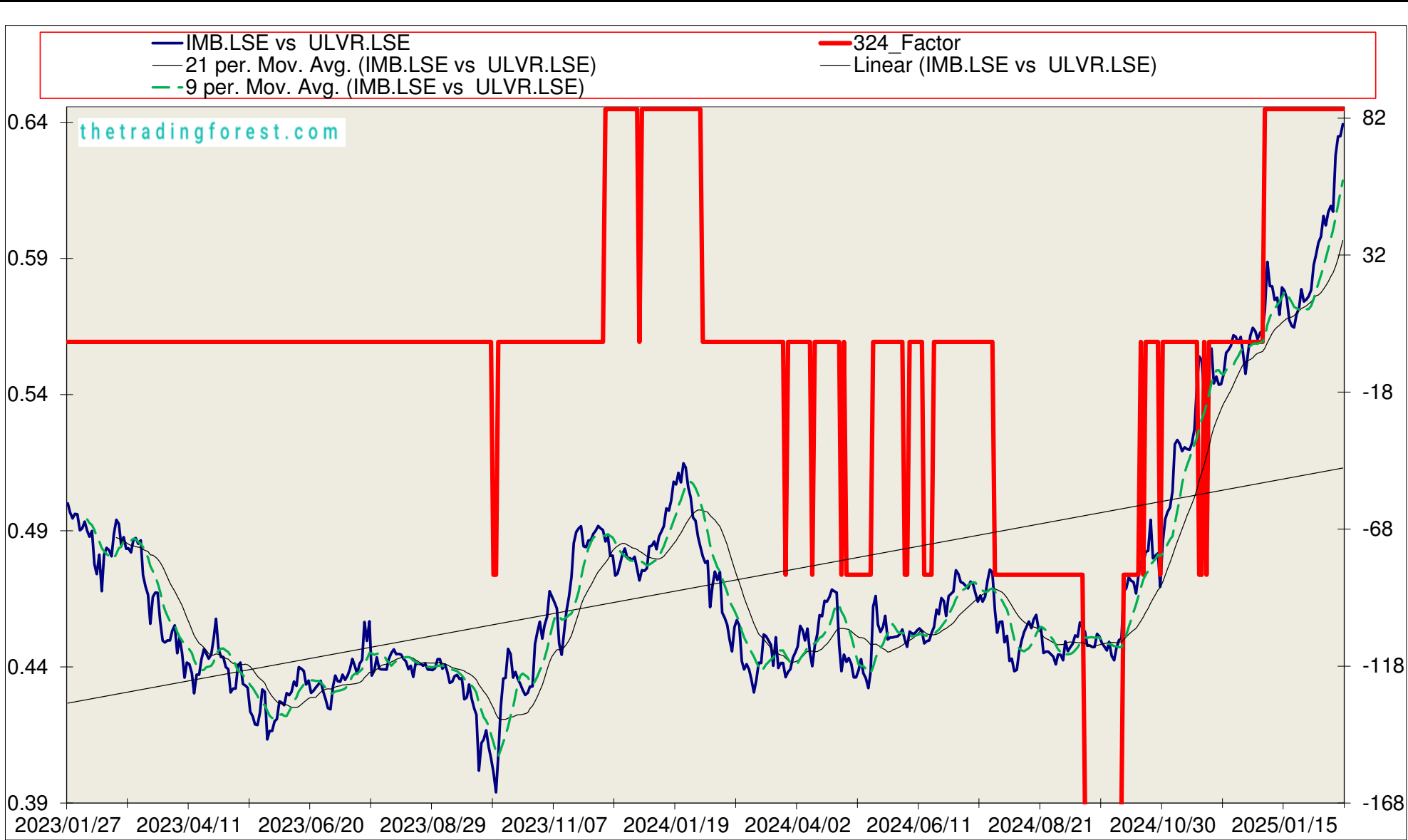
Personal & Household Goods

United Kingdom

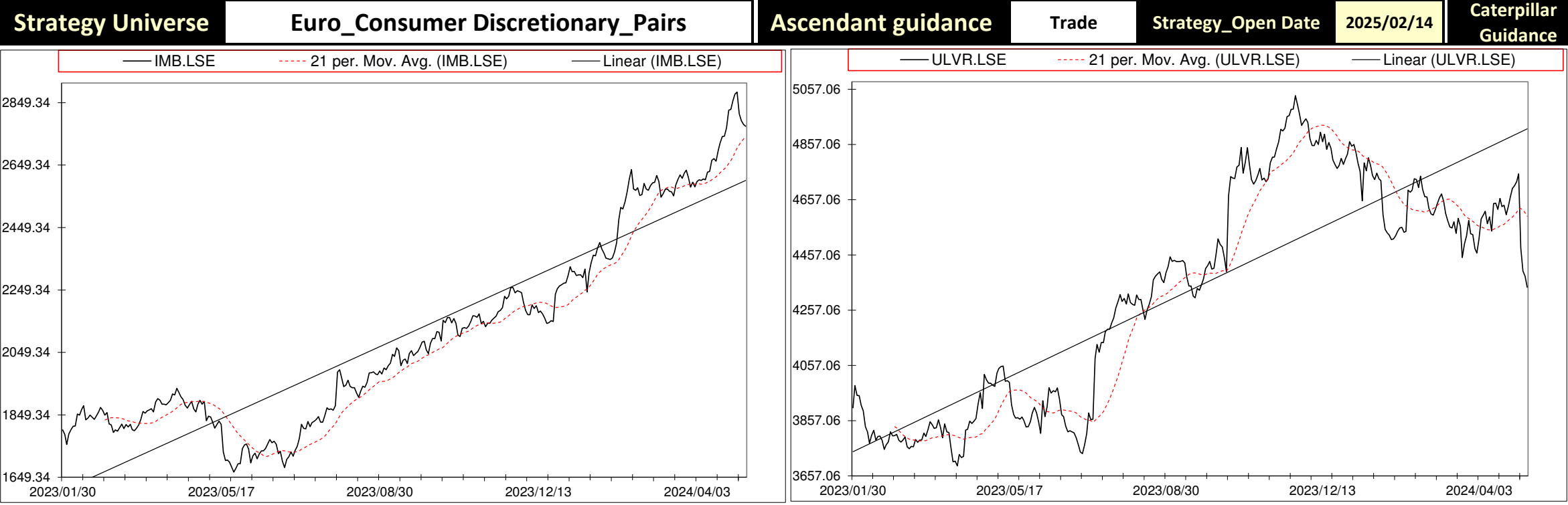
Market Cap : (B)116 153

Plan your enrty levels. Focus on the process not the outcome. Expect further short-term deviation from the trade signal. "Patience"

-2.318														39.534		-17.057	
Date	Price or Relative Price	Short_Term_ Radar	Medium_ Term_Radar	Caterpillar_ %	Wise_ Owl(Rnk)	324_Factor	Factor_324	Defcon _Index	Defcon _Index_Trade	Margin of Safety	75_Day_Mom	Trade_Rating (Guidance)	Trendsum				
2024/12/18	0.555	Sell_Panda_ST	No Trade	47.66%	0	Absolutely No	0	99	Research Defon Sell	6.56%	24.57%	C	17				
2024/12/19	0.561	No Trade	No Trade	56.18%	0	Absolutely No	0	100	Research Defon Sell	7.73%	25.56%	C	13				
2024/12/20	0.564	No Trade	No Trade	59.95%	0	Absolutely No	0	100	Research Defon Sell	8.25%	25.88%	C	12				
2024/12/23	0.563	No Trade	No Trade	57.25%	0	Absolutely No	0	100	Research Defon Sell	7.88%	24.75%	C	10				
2024/12/27	0.560	No Trade	No Trade	51.94%	0	Absolutely No	0	99	Research Defon Sell	7.14%	24.24%	C	10				
2024/12/30	0.563	No Trade	No Trade	54.23%	0	Absolutely No	0	100	Research Defon Sell	7.46%	23.32%	C	10				
2025/01/02	0.563	No Trade	No Trade	54.53%	0	Absolutely No	0	100	Research Defon Sell	7.50%	24.00%	C	9				
2025/01/03	0.571	No Trade	No Trade	64.65%	50	Research	85	100	Research Defon Sell	8.89%	26.11%	A	13				
2025/01/06	0.589	No Trade	No Trade	88.16%	50	Research	85	100	Research Defon Sell	12.13%	31.48%	A	15				
2025/01/07	0.580	No Trade	No Trade	75.57%	50	Research	85	98	Research Defon Sell	10.40%	29.48%	B	17				
2025/01/08	0.580	No Trade	No Trade	75.13%	50	Research	85	98	Research Defon Sell	10.33%	29.63%	B	17				
2025/01/09	0.575	No Trade	No Trade	67.91%	50	Research	85	98	Research Defon Sell	9.34%	28.51%	B	16				
2025/01/10	0.575	No Trade	No Trade	68.68%	50	Research	85	98	Research Defon Sell	9.45%	27.32%	B	12				
2025/01/13	0.569	No Trade	No Trade	59.12%	50	Research	85	97	Research Defon Sell	8.13%	26.24%	B	10				
2025/01/14	0.579	No Trade	No Trade	72.69%	50	Research	85	98	Research Defon Sell	10.00%	29.10%	B	11				
2025/01/15	0.578	No Trade	No Trade	70.60%	50	Research	85	98	Research Defon Sell	9.71%	29.21%	B	11				
2025/01/16	0.575	No Trade	No Trade	66.47%	50	Research	85	98	Research Defon Sell	9.14%	29.01%	B	10				
2025/01/17	0.567	No Trade	No Trade	55.21%	50	Research	85	96	Research Defon Sell	7.59%	26.32%	B	7				
2025/01/20	0.565	No Trade	No Trade	51.31%	50	Research	85	96	Research Defon Sell	7.06%	27.31%	B	2				
2025/01/21	0.564	No Trade	No Trade	50.13%	50	Research	85	96	Research Defon Sell	6.90%	27.62%	B	-3				
2025/01/22	0.569	No Trade	No Trade	56.57%	50	Research	85	97	Research Defon Sell	7.78%	27.44%	B	-8				
2025/01/23	0.572	No Trade	No Trade	59.49%	50	Research	85	97	Research Defon Sell	8.18%	27.15%	B	-10				
2025/01/24	0.579	No Trade	No Trade	68.60%	50	Research	85	98	Research Defon Sell	9.44%	28.48%	B	-12				
2025/01/27	0.574	No Trade	No Trade	61.37%	50	Research	85	98	Research Defon Sell	8.44%	22.73%	B	-11				
2025/01/28	0.575	No Trade	No Trade	62.20%	50	Research	85	98	Research Defon Sell	8.56%	22.64%	B	-9				
2025/01/29	0.576	No Trade	No Trade	63.44%	50	Research	85	98	Research Defon Sell	8.73%	21.83%	B	-7				
2025/01/30	0.578	No Trade	No Trade	66.35%	50	Research	85	98	Research Defon Sell	9.13%	22.65%	B	-6				
2025/01/31	0.587	No Trade	No Trade	78.58%	50	Research	85	100	Research Defon Sell	10.81%	24.73%	A	-2				
2025/02/03	0.591	No Trade	No Trade	82.67%	50	Research	85	100	Research Defon Sell	11.37%	26.63%	A	2				
2025/02/04	0.596	No Trade	No Trade	88.63%	50	Research	85	100	Research Defon Sell	12.19%	25.91%	A	5				
2025/02/05	0.598	No Trade	No Trade	91.30%	50	Research	85	100	Research Defon Sell	12.56%	24.95%	A	8				
2025/02/06	0.605	No Trade	No Trade	100.00%	50	Research	85	100	Research Defon Sell	13.94%	26.73%	A	11				
2025/02/07	0.602	No Trade	No Trade	94.98%	50	Research	85	99	Research Defon Sell	13.24%	24.88%	A	13				
2025/02/10	0.607	No Trade	No Trade	100.00%	50	Research	85	100	Research Defon Sell	14.02%	25.78%	A	16				
2025/02/11	0.609	No Trade	No Trade	100.00%	50	Research	85	100	Research Defon Sell	14.41%	23.34%	A	19				
2025/02/12	0.607	No Trade	No Trade	96.93%	50	Research	85	100	Research Defon Sell	13.97%	26.53%	A	22				
2025/02/13	0.628	No Trade	No Trade	100.00%	50	Research	85	100	Research Defon Sell	17.80%	30.59%	A	24				
2025/02/14	0.635	No Trade	No Trade	100.00%	50	Research	85	100	Research Defon Sell	19.07%	31.79%	A	27				
2025/02/17	0.635	No Trade	No Trade	99.28%	50	Research	85	100	Research Defon Sell	18.93%	35.26%	A	29				
2025/02/18	0.639	No Trade	No Trade	100.00%	50	Research	85	100	Research Defon Sell	19.72%	31.63%	A	30				



Date	9 day	9 vs 21 day	33 day
2024/12/30	Buy_9day	Buy 9 vs 21	Buy 33_Day
2025/01/02	Buy_9day	Buy 9 vs 21	Buy 33_Day
2025/01/03	Buy_9day	Buy 9 vs 21	Buy 33_Day
2025/01/06	Buy_9day	Buy 9 vs 21	Buy 33_Day
2025/01/07	Buy_9day	Buy 9 vs 21	Buy 33_Day
2025/01/08	Buy_9day	Buy 9 vs 21	Buy 33_Day
2025/01/09	Buy_9day	Buy 9 vs 21	Buy 33_Day
2025/01/10	Buy_9day	Buy 9 vs 21	Buy 33_Day
2025/01/13	Sell_9day	Buy 9 vs 21	Buy 33_Day
2025/01/14	Buy_9day	Buy 9 vs 21	Buy 33_Day
2025/01/15	Buy_9day	Buy 9 vs 21	Buy 33_Day
2025/01/16	Sell_9day	Buy 9 vs 21	Buy 33_Day
2025/01/17	Sell_9day	Buy 9 vs 21	Buy 33_Day
2025/01/20	Sell_9day	Buy 9 vs 21	Buy 33_Day
2025/01/21	Sell_9day	Buy 9 vs 21	Buy 33_Day
2025/01/22	Sell_9day	Buy 9 vs 21	Buy 33_Day
2025/01/23	Buy_9day	Buy 9 vs 21	Buy 33_Day
2025/01/24	Buy_9day	Buy 9 vs 21	Buy 33_Day
2025/01/27	Buy_9day	Sell 9 vs 21	Buy 33_Day
2025/01/28	Buy_9day	Sell 9 vs 21	Buy 33_Day
2025/01/29	Buy_9day	Sell 9 vs 21	Buy 33_Day
2025/01/30	Buy_9day	Sell 9 vs 21	Buy 33_Day
2025/01/31	Buy_9day	Sell 9 vs 21	Buy 33_Day
2025/02/03	Buy_9day	Buy 9 vs 21	Buy 33_Day
2025/02/04	Buy_9day	Buy 9 vs 21	Buy 33_Day
2025/02/05	Buy_9day	Buy 9 vs 21	Buy 33_Day
2025/02/06	Buy_9day	Buy 9 vs 21	Buy 33_Day
2025/02/07	Buy_9day	Buy 9 vs 21	Buy 33_Day
2025/02/10	Buy_9day	Buy 9 vs 21	Buy 33_Day
2025/02/11	Buy_9day	Buy 9 vs 21	Buy 33_Day
2025/02/12	Buy_9day	Buy 9 vs 21	Buy 33_Day
2025/02/13	Buy_9day	Buy 9 vs 21	Buy 33_Day
2025/02/14	Buy_9day	Buy 9 vs 21	Buy 33_Day
2025/02/17	Buy_9day	Buy 9 vs 21	Buy 33_Day
2025/02/18	Buy_9day	Buy 9 vs 21	Buy 33_Day



Trade	
(+) : Mom Days	85
(-) : Mom Days	0
Guided : Factor	66 day
324_Buy Guidance	0.0%
324_Sell Guidance	100.0%
Mom_75 (days)	31.6%
9 vs 21 day	3.70%
Price vs 9 day	3.34%

# IAG.LSE

## International Consolidated Airlines Group Sa

## Consumer Discretionary

## Travel & Leisure

## United Kingdom

**Market Cap : (B)**

12 039

**Follow the " 3day to 5day waiting period " before entering the trade : understand the Graph, Trend and Variables**

ISF.LSE

## Ftse 100 Index - Europe Listing

## Europe ETF : Index

## ETF Europe

## Europe

**Market Cap : (B)**

11 536

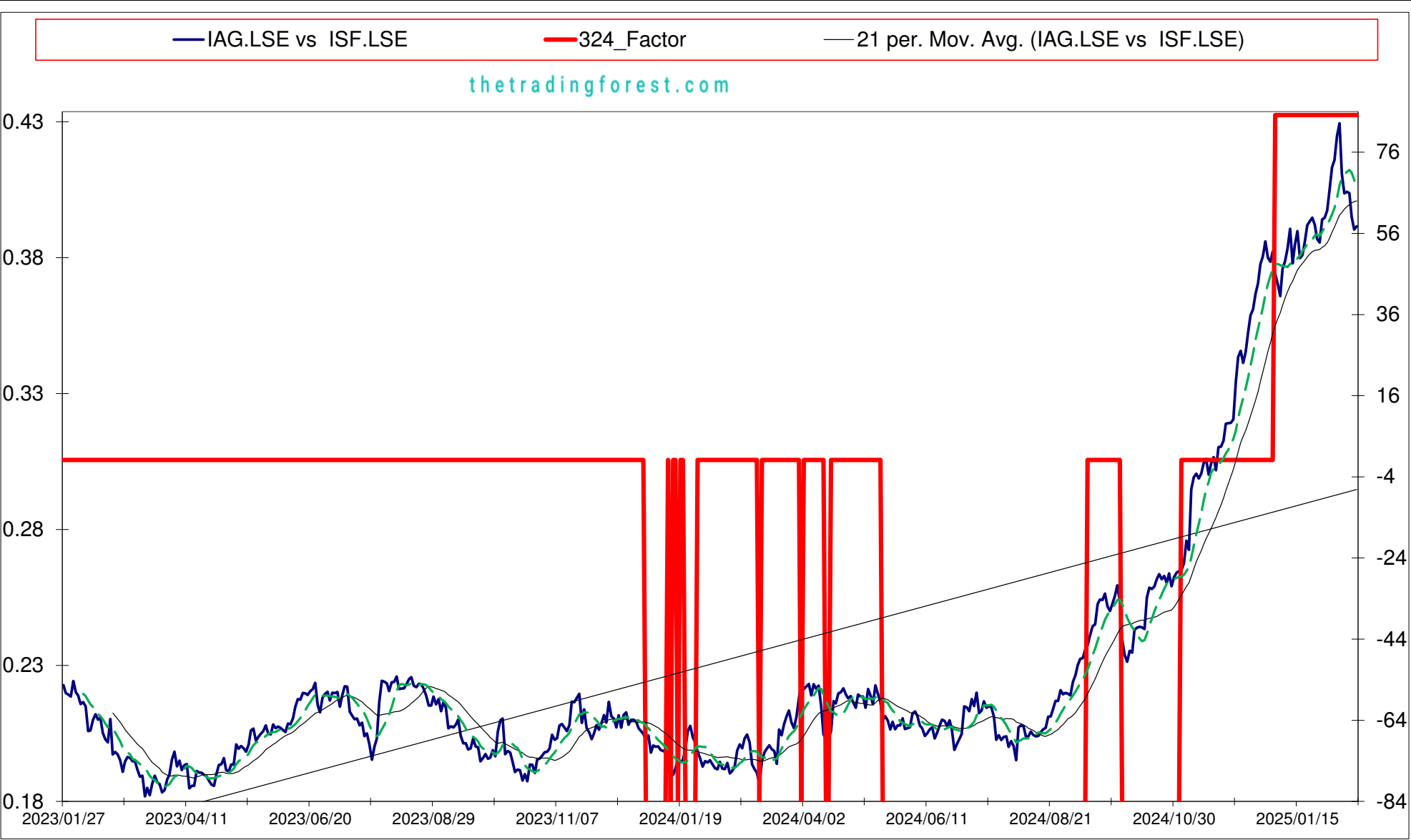
**Plan your entry levels. Focus on the process not the outcome. Expect further short-term deviation from the trade signal. "Patience"**

**-2.231**

125.842

**-56.415**

Date	Price or	Short_Term_	Medium_	Caterpillar_	Wise_	324_Factor	Factor_324	Defcon	Defcon		Margin of	75_Day_Mom	Trade_Rating	Trendsum
	Relative Price	Radar	Term_Radar	%	Owl(Rnk)			_Index	_Index_Trade	Safety	(Guidance)			
2024/12/18	0.381	No Trade	No Trade	41.20%	30	Absolutely No	0	100	Research	Defon Sell	20.16%	63.14%	C	47
2024/12/19	0.384	No Trade	No Trade	43.21%	30	Absolutely No	0	100	Research	Defon Sell	20.94%	62.79%	C	47
2024/12/20	0.389	No Trade	No Trade	47.29%	30	Absolutely No	0	100	Research	Defon Sell	22.52%	64.94%	C	47
2024/12/23	0.383	No Trade	No Trade	42.45%	30	Absolutely No	0	98	Research	Defon Sell	20.21%	60.22%	C	48
2024/12/27	0.382	No Trade	No Trade	40.20%	30	Absolutely No	0	98	Research	Defon Sell	19.14%	58.59%	C	48
2024/12/30	0.386	No Trade	No Trade	42.80%	30	Absolutely No	0	99	Research	Defon Sell	19.86%	57.72%	C	46
2025/01/02	0.377	No Trade	No Trade	36.35%	50	Research	85	97	Research	Defon Sell	16.87%	52.23%	B	42
2025/01/03	0.374	Sell_Panda_ST	No Trade	33.68%	50	Research	85	96	Research	Defon Sell	15.63%	50.40%	B	36
2025/01/06	0.369	Sell_Panda_ST	No Trade	29.80%	0	Research	85	0	Absolutely	no Trade	13.83%	44.26%	C	30
2025/01/07	0.379	Sell_Panda_ST	No Trade	36.19%	50	Research	85	97	Research	Defon Sell	16.79%	47.23%	B	24
2025/01/08	0.382	No Trade	No Trade	37.76%	50	Research	85	98	Research	Defon Sell	17.52%	48.44%	B	19
2025/01/09	0.387	No Trade	No Trade	40.55%	50	Research	85	99	Research	Defon Sell	18.82%	48.88%	A	17
2025/01/10	0.394	No Trade	No Trade	44.97%	50	Research	85	100	Research	Defon Sell	20.87%	54.41%	A	15
2025/01/13	0.381	No Trade	No Trade	35.70%	50	Research	85	97	Research	Defon Sell	16.56%	50.47%	B	16
2025/01/14	0.388	No Trade	No Trade	39.93%	50	Research	85	99	Research	Defon Sell	18.53%	51.67%	B	16
2025/01/15	0.393	No Trade	No Trade	42.88%	50	Research	85	100	Research	Defon Sell	19.89%	51.92%	A	16
2025/01/16	0.383	No Trade	No Trade	36.09%	50	Research	85	97	Research	Defon Sell	16.74%	45.82%	B	15
2025/01/17	0.384	No Trade	No Trade	46.05%	50	Research	85	98	Research	Defon Sell	16.93%	49.54%	B	14
2025/01/20	0.390	No Trade	No Trade	49.29%	50	Research	85	99	Research	Defon Sell	18.12%	60.37%	B	12
2025/01/21	0.395	No Trade	No Trade	54.28%	50	Research	85	100	Research	Defon Sell	19.71%	66.61%	A	13
2025/01/22	0.397	No Trade	No Trade	55.09%	50	Research	85	100	Research	Defon Sell	20.01%	69.07%	A	13
2025/01/23	0.398	No Trade	No Trade	55.85%	50	Research	85	100	Research	Defon Sell	20.28%	66.78%	A	14
2025/01/24	0.395	No Trade	No Trade	53.16%	50	Research	85	99	Research	Defon Sell	19.31%	66.07%	A	16
2025/01/27	0.390	No Trade	No Trade	47.80%	50	Research	85	98	Research	Defon Sell	17.36%	58.32%	B	18
2025/01/28	0.389	No Trade	No Trade	46.31%	50	Research	85	98	Research	Defon Sell	16.82%	57.30%	B	20
2025/01/29	0.397	No Trade	No Trade	52.91%	50	Research	85	100	Research	Defon Sell	19.22%	60.52%	A	19
2025/01/30	0.398	No Trade	No Trade	53.08%	50	Research	85	100	Research	Defon Sell	19.28%	60.95%	A	16
2025/01/31	0.401	No Trade	No Trade	54.87%	50	Research	85	100	Research	Defon Sell	19.93%	62.39%	A	17
2025/02/03	0.408	No Trade	No Trade	59.65%	50	Research	85	100	Research	Defon Sell	21.66%	57.92%	A	15
2025/02/04	0.417	No Trade	No Trade	66.34%	50	Research	85	100	Research	Defon Sell	24.09%	58.99%	A	15
2025/02/05	0.419	No Trade	No Trade	68.24%	50	Research	85	100	Research	Defon Sell	24.78%	60.37%	A	15
2025/02/06	0.428	No Trade	No Trade	75.04%	50	Research	85	100	Research	Defon Sell	27.25%	63.14%	A	17
2025/02/07	0.433	No Trade	No Trade	78.39%	50	Research	85	100	Research	Defon Sell	28.47%	63.29%	A	22
2025/02/10	0.414	No Trade	No Trade	62.12%	50	Research	85	96	Research	Defon Sell	22.56%	55.18%	B	26
2025/02/11	0.407	No Trade	No Trade	55.87%	0	Research	85	0	Absolutely	no Trade	20.29%	53.54%	C	28
2025/02/12	0.408	Sell_Panda_ST	No Trade	55.93%	0	Research	85	0	Absolutely	no Trade	20.31%	53.06%	C	29
2025/02/13	0.407	Sell_Panda_ST	No Trade	55.13%	0	Research	85	0	Absolutely	no Trade	20.02%	54.40%	C	24
2025/02/14	0.398	Sell_Panda_ST	Sell_Panda_ST	47.70%	0	Research	85	0	Absolutely	no Trade	17.32%	49.08%	C	19
2025/02/17	0.394	Sell_Panda_ST	Sell_Panda_ST	42.81%	0	Research	85	0	Absolutely	no Trade	15.55%	49.99%	C	13
2025/02/18	0.395	No Trade	No Trade	43.44%	0	Research	85	0	Absolutely	no Trade	15.78%	48.55%	C	7



9 day	9 day	9 vs 21 day	33 day
2024/12/30	Buy_9day	Buy 9 vs 21	Buy 33_Day
2025/01/02	Sell_9day	Buy 9 vs 21	Buy 33_Day
2025/01/03	Sell_9day	Buy 9 vs 21	Buy 33_Day
2025/01/06	Sell_9day	Buy 9 vs 21	Buy 33_Day
2025/01/07	Sell_9day	Buy 9 vs 21	Buy 33_Day
2025/01/08	Buy_9day	Buy 9 vs 21	Buy 33_Day
2025/01/09	Buy_9day	Buy 9 vs 21	Buy 33_Day
2025/01/10	Buy_9day	Buy 9 vs 21	Buy 33_Day
2025/01/13	Buy_9day	Buy 9 vs 21	Buy 33_Day
2025/01/14	Buy_9day	Buy 9 vs 21	Buy 33_Day
2025/01/15	Buy_9day	Buy 9 vs 21	Buy 33_Day
2025/01/16	Sell_9day	Buy 9 vs 21	Buy 33_Day
2025/01/17	Sell_9day	Buy 9 vs 21	Buy 33_Day
2025/01/20	Buy_9day	Buy 9 vs 21	Buy 33_Day
2025/01/21	Buy_9day	Buy 9 vs 21	Buy 33_Day
2025/01/22	Buy_9day	Buy 9 vs 21	Buy 33_Day
2025/01/23	Buy_9day	Buy 9 vs 21	Buy 33_Day
2025/01/24	Buy_9day	Buy 9 vs 21	Buy 33_Day
2025/01/27	Sell_9day	Buy 9 vs 21	Buy 33_Day
2025/01/28	Sell_9day	Buy 9 vs 21	Buy 33_Day
2025/01/29	Buy_9day	Buy 9 vs 21	Buy 33_Day
2025/01/30	Buy_9day	Buy 9 vs 21	Buy 33_Day
2025/01/31	Buy_9day	Buy 9 vs 21	Buy 33_Day
2025/02/03	Buy_9day	Buy 9 vs 21	Buy 33_Day
2025/02/04	Buy_9day	Buy 9 vs 21	Buy 33_Day
2025/02/05	Buy_9day	Buy 9 vs 21	Buy 33_Day
2025/02/06	Buy_9day	Buy 9 vs 21	Buy 33_Day
2025/02/07	Buy_9day	Buy 9 vs 21	Buy 33_Day
2025/02/10	Buy_9day	Buy 9 vs 21	Buy 33_Day
2025/02/11	Sell_9day	Buy 9 vs 21	Buy 33_Day
2025/02/12	Sell_9day	Buy 9 vs 21	Buy 33_Day
2025/02/13	Sell_9day	Buy 9 vs 21	Buy 33_Day
2025/02/14	Sell_9day	Buy 9 vs 21	Buy 33_Day
2025/02/17	Sell_9day	Buy 9 vs 21	Sell 33_Day
2025/02/18	Sell_9day	Buy 9 vs 21	Sell 33_Day

Strategy Universe	Rel vs FTSE_100	Ascendant guidance	Apply Caution	Strategy_Open Date	2025/01/24	Caterpillar Guidance	Trade
<div><div><div><div>IAG.LSE</div><div>21 per. Mov. Avg. (IAG.LSE)</div><div>Linear (IAG.LSE)</div></div><div><div>ISF.LSE</div><div>21 per. Mov. Avg. (ISF.LSE)</div><div>Linear (ISF.LSE)</div></div></div></div>							<div><div>(+) : Mom Days</div><div>126</div></div> <div><div>(-) : Mom Days</div><div>0</div></div> <div><div>Guided : Factor</div><div>66 day</div></div> <div><div>324_Buy Guidance</div><div>0.0%</div></div> <div><div>324_Sell Guidance</div><div>91.3%</div></div> <div><div>Mom_75 (days)</div><div>48.6%</div></div> <div><div>9 vs 21 day</div><div>1.26%</div></div> <div><div>Price vs 9 day</div><div>-3.51%</div></div>



**Follow the " 3day to 5day waiting period " before entering the trade : understand the Graph, Trend and Variables**

**Plan your entry levels. Focus on the process not the outcome. Expect further short-term deviation from the trade signal. "Patience"**

-3.611		5.702												-1.579	
Date	Price or Relative Price	Short_Term_ Radar	Medium_ Term_Radar	Caterpillar_ %	Wise_ Owl(Rnk)	324_Factor	Factor_324	Defcon _Index	Defcon _Index_Trade	Margin of Safety	75_Day_Mom	Trade_Rating (Guidance)	Trendsum		
2024/12/18	1.377	No Trade	No Trade	82.51%	50	Research	85	99	Research Defon Sell	6.20%	4.98%	C	38		
2024/12/19	1.381	No Trade	No Trade	86.68%	60	Research	85	100	Research Defon Sell	6.51%	6.91%	C	39		
2024/12/20	1.392	No Trade	No Trade	97.51%	60	Research	85	100	Research Defon Sell	7.33%	7.13%	C	40		
2024/12/23	1.399	No Trade	No Trade	100.00%	60	Research	85	100	Research Defon Sell	7.91%	7.71%	C	42		
2024/12/27	1.396	No Trade	No Trade	96.17%	60	Research	85	100	Research Defon Sell	7.60%	8.58%	C	43		
2024/12/30	1.424	No Trade	No Trade	100.00%	60	Research	85	100	Research Defon Sell	9.75%	10.01%	C	43		
2025/01/02	1.424	No Trade	No Trade	99.57%	60	Research	85	100	Research Defon Sell	9.71%	10.14%	C	44		
2025/01/03	1.421	No Trade	No Trade	97.09%	60	Research	85	100	Research Defon Sell	9.47%	9.93%	C	45		
2025/01/06	1.411	No Trade	No Trade	89.49%	60	Research	85	99	Research Defon Sell	8.73%	7.97%	C	44		
2025/01/07	1.408	No Trade	No Trade	86.94%	100	Research	170	99	Research Defon Sell	8.48%	8.47%	C	40		
2025/01/08	1.418	No Trade	No Trade	94.44%	100	Research	170	100	Research Defon Sell	9.21%	8.84%	C	38		
2025/01/09	1.431	No Trade	No Trade	100.00%	100	Research	170	100	Research Defon Sell	10.24%	11.39%	AAA	38		
2025/01/10	1.430	No Trade	No Trade	99.41%	100	Research	170	100	Research Defon Sell	10.18%	9.56%	C	38		
2025/01/13	1.431	No Trade	No Trade	99.61%	100	Research	170	100	Research Defon Sell	10.20%	9.80%	C	35		
2025/01/14	1.418	No Trade	No Trade	89.99%	60	Research	85	99	Research Defon Sell	9.22%	7.79%	C	34		
2025/01/15	1.401	Sell_Panda_ST	Sell_Panda_ST	76.79%	50	Research	85	98	Research Defon Sell	7.87%	6.08%	C	28		
2025/01/16	1.389	Sell_Panda_ST	Sell_Panda_ST	67.94%	50	Research	85	97	Research Defon Sell	6.96%	4.76%	C	23		
2025/01/17	1.372	Sell_Panda_ST	Sell_Panda_ST	55.35%	0	Absolutely No	0	96	Research Defon Sell	5.67%	5.75%	C	18		
2025/01/20	1.374	Sell_Panda_ST	Sell_Panda_ST	56.63%	0	Absolutely No	0	96	Research Defon Sell	5.80%	7.18%	C	14		
2025/01/21	1.380	No Trade	No Trade	60.90%	50	Research	85	96	Research Defon Sell	6.24%	8.16%	C	10		
2025/01/22	1.374	No Trade	No Trade	56.00%	0	Absolutely No	0	96	Research Defon Sell	5.74%	7.47%	C	6		
2025/01/23	1.371	No Trade	No Trade	54.17%	0	Absolutely No	0	96	Research Defon Sell	5.55%	7.32%	C	0		
2025/01/24	1.367	No Trade	No Trade	50.92%	0	Absolutely No	0	96	Research Defon Sell	5.22%	7.28%	C	-5		
2025/01/27	1.373	No Trade	No Trade	55.01%	0	Absolutely No	0	96	Research Defon Sell	5.63%	9.95%	C	-10		
2025/01/28	1.375	No Trade	No Trade	56.56%	0	Absolutely No	0	96	Research Defon Sell	5.79%	7.88%	C	-12		
2025/01/29	1.370	No Trade	No Trade	52.95%	0	Absolutely No	0	96	Research Defon Sell	5.42%	10.77%	C	-13		
2025/01/30	1.395	No Trade	No Trade	71.60%	50	Research	85	97	Research Defon Sell	7.33%	10.70%	C	-13		
2025/01/31	1.395	No Trade	No Trade	71.72%	50	Research	85	97	Research Defon Sell	7.35%	11.50%	C	-12		
2025/02/03	1.379	No Trade	No Trade	59.41%	50	Research	85	96	Research Defon Sell	6.08%	11.19%	C	-9		
2025/02/04	1.368	No Trade	No Trade	51.29%	0	Absolutely No	0	96	Research Defon Sell	5.25%	10.51%	C	-10		
2025/02/05	1.375	No Trade	No Trade	56.37%	0	Absolutely No	0	96	Research Defon Sell	5.77%	10.44%	C	-8		
2025/02/06	1.353	No Trade	No Trade	39.68%	0	Absolutely No	0	0	Absolutely no Trade	4.06%	8.23%	C	-10		
2025/02/07	1.348	No Trade	No Trade	35.62%	0	Absolutely No	0	0	Absolutely no Trade	3.65%	9.21%	C	-12		
2025/02/10	1.366	No Trade	No Trade	49.50%	0	Absolutely No	0	95	Research Defon Sell	5.07%	9.20%	C	-15		
2025/02/11	1.352	No Trade	No Trade	38.56%	0	Absolutely No	0	0	Absolutely no Trade	3.95%	7.34%	C	-18		
2025/02/12	1.356	No Trade	No Trade	41.41%	0	Absolutely No	0	0	Absolutely no Trade	4.24%	7.81%	C	-20		
2025/02/13	1.339	No Trade	No Trade	28.78%	0	Absolutely No	0	0	Absolutely no Trade	2.95%	5.60%	C	-23		
2025/02/14	1.323	No Trade	No Trade	16.86%	0	Absolutely No	0	0	Absolutely no Trade	1.73%	4.56%	C	-27		
2025/02/17	1.307	No Trade	No Trade	4.34%	0	Absolutely No	0	0	Absolutely no Trade	0.44%	4.82%	C	-28		
2025/02/18	1.277	No Trade	No Trade	10.53%	0	Absolutely No	0	-84	Research Defcon Buy	-1.85%	3.82%	C	-30		



S  
e  
l  
l

DTE.ETR

Deutsche Telekom N Ag

Communication

Telecommunication

Germany

Market Cap : (B)

144 270

Follow the " 3day to 5day waiting period " before entering the trade : understand the Graph, Trend and Variables

KPN.AMS

Koninklijke Kpn Nv

Communication

Telecommunications

Netherlands

Market Cap : (B)

14 078

Plan your enrty levels. Focus on the process not the outcome. Expect further short-term deviation from the trade signal. "Patience"

Date	Price or Relative Price	Short_Term_ Radar	Medium_ Term_Radar	Caterpillar_ %	Wise_ Owl(Rnk)	324_Factor	Factor_324	Defcon _Index	Defcon _Index_Trade	Margin of Safety	75_Day_Mom	Trade_Rating (Guidance)	Trendsum
2024/12/18	8.228	No Trade	No Trade	28.65%	0	Absolutely No	0	98	Research Defon Sell	4.24%	17.39%	C	17
2024/12/19	8.224	Sell_Panda_ST	Sell_Panda_ST	27.88%	0	Absolutely No	0	98	Research Defon Sell	4.13%	18.74%	C	15
2024/12/20	8.259	No Trade	No Trade	30.52%	0	Absolutely No	0	99	Research Defon Sell	4.52%	19.15%	C	11
2024/12/23	8.257	No Trade	No Trade	29.20%	0	Absolutely No	0	99	Research Defon Sell	4.32%	18.73%	C	8
2024/12/27	8.227	No Trade	No Trade	25.17%	0	Absolutely No	0	98	Research Defon Sell	3.73%	17.81%	C	5
2024/12/30	8.249	No Trade	No Trade	25.96%	0	Absolutely No	0	98	Research Defon Sell	3.84%	14.86%	C	0
2025/01/02	8.212	No Trade	No Trade	21.68%	0	Absolutely No	0	98	Research Defon Sell	3.21%	14.15%	C	-5
2025/01/03	8.326	No Trade	No Trade	31.00%	0	Absolutely No	0	99	Research Defon Sell	4.59%	15.43%	C	-5
2025/01/06	8.238	No Trade	No Trade	22.42%	0	Absolutely No	0	98	Research Defon Sell	3.32%	15.10%	C	-4
2025/01/07	8.217	No Trade	No Trade	20.27%	0	Absolutely No	0	98	Research Defon Sell	3.00%	14.50%	C	-3
2025/01/08	8.286	No Trade	No Trade	25.80%	0	Absolutely No	0	99	Research Defon Sell	3.82%	15.09%	C	-3
2025/01/09	8.388	No Trade	No Trade	34.02%	0	Absolutely No	0	100	Research Defon Sell	5.04%	16.57%	C	-1
2025/01/10	8.363	No Trade	No Trade	31.53%	0	Absolutely No	0	100	Research Defon Sell	4.67%	15.88%	C	2
2025/01/13	8.416	No Trade	No Trade	34.92%	0	Absolutely No	0	100	Research Defon Sell	5.17%	16.21%	C	3
2025/01/14	8.560	No Trade	No Trade	46.70%	0	Absolutely No	0	100	Research Defon Sell	6.91%	18.43%	C	4
2025/01/15	8.591	No Trade	No Trade	48.89%	0	Absolutely No	0	100	Research Defon Sell	7.24%	20.46%	C	7
2025/01/16	8.552	No Trade	No Trade	45.23%	0	Absolutely No	0	100	Research Defon Sell	6.70%	19.42%	C	9
2025/01/17	8.491	No Trade	No Trade	39.77%	0	Absolutely No	0	99	Research Defon Sell	5.89%	17.83%	C	11
2025/01/20	8.411	No Trade	No Trade	31.91%	0	Absolutely No	0	98	Research Defon Sell	4.72%	15.47%	C	13
2025/01/21	8.483	No Trade	No Trade	37.58%	0	Absolutely No	0	99	Research Defon Sell	5.56%	16.76%	C	14
2025/01/22	8.393	Sell_Panda_ST	No Trade	29.68%	0	Absolutely No	0	98	Research Defon Sell	4.40%	15.22%	C	14
2025/01/23	8.346	No Trade	No Trade	25.36%	0	Absolutely No	0	97	Research Defon Sell	3.76%	14.87%	C	11
2025/01/24	8.356	No Trade	No Trade	25.81%	0	Absolutely No	0	97	Research Defon Sell	3.82%	15.30%	C	7
2025/01/27	8.346	No Trade	No Trade	23.91%	0	Absolutely No	0	97	Research Defon Sell	3.54%	15.12%	C	2
2025/01/28	8.502	No Trade	No Trade	36.62%	0	Absolutely No	0	99	Research Defon Sell	5.42%	17.23%	C	-1
2025/01/29	8.816	No Trade	No Trade	62.45%	50	Research	85	100	Research Defon Sell	9.25%	18.80%	A	-1
2025/01/30	9.066	No Trade	No Trade	83.01%	50	Research	85	100	Research Defon Sell	12.29%	23.31%	A	1
2025/01/31	9.241	No Trade	No Trade	97.25%	50	Research	85	100	Research Defon Sell	14.40%	25.00%	A	5
2025/02/03	9.324	No Trade	No Trade	100.00%	50	Research	85	100	Research Defon Sell	15.24%	24.96%	A	9
2025/02/04	9.309	No Trade	No Trade	98.41%	50	Research	85	100	Research Defon Sell	15.00%	25.07%	A	13
2025/02/05	9.237	No Trade	No Trade	92.18%	50	Research	85	99	Research Defon Sell	14.05%	24.20%	A	16
2025/02/06	9.373	No Trade	No Trade	100.00%	50	Research	85	100	Research Defon Sell	15.68%	26.31%	A	19
2025/02/07	9.326	No Trade	No Trade	95.90%	50	Research	85	99	Research Defon Sell	15.04%	26.66%	A	21
2025/02/10	9.496	No Trade	No Trade	100.00%	50	Research	85	100	Research Defon Sell	16.95%	28.94%	A	22
2025/02/11	9.603	No Trade	No Trade	100.00%	50	Research	85	100	Research Defon Sell	18.21%	30.85%	A	24
2025/02/12	9.676	No Trade	No Trade	100.00%	50	Research	85	100	Research Defon Sell	19.04%	29.94%	A	26
2025/02/13	9.579	No Trade	No Trade	93.41%	50	Research	85	99	Research Defon Sell	17.79%	28.22%	B	28
2025/02/14	9.603	No Trade	No Trade	94.62%	50	Research	85	99	Research Defon Sell	18.02%	27.16%	A	29
2025/02/17	9.818	No Trade	No Trade	100.00%	50	Research	85	100	Research Defon Sell	20.48%	28.84%	A	30
2025/02/18	9.899	No Trade	No Trade	100.00%	60	Research	85	100	Research Defon Sell	21.42%	28.62%	A	33

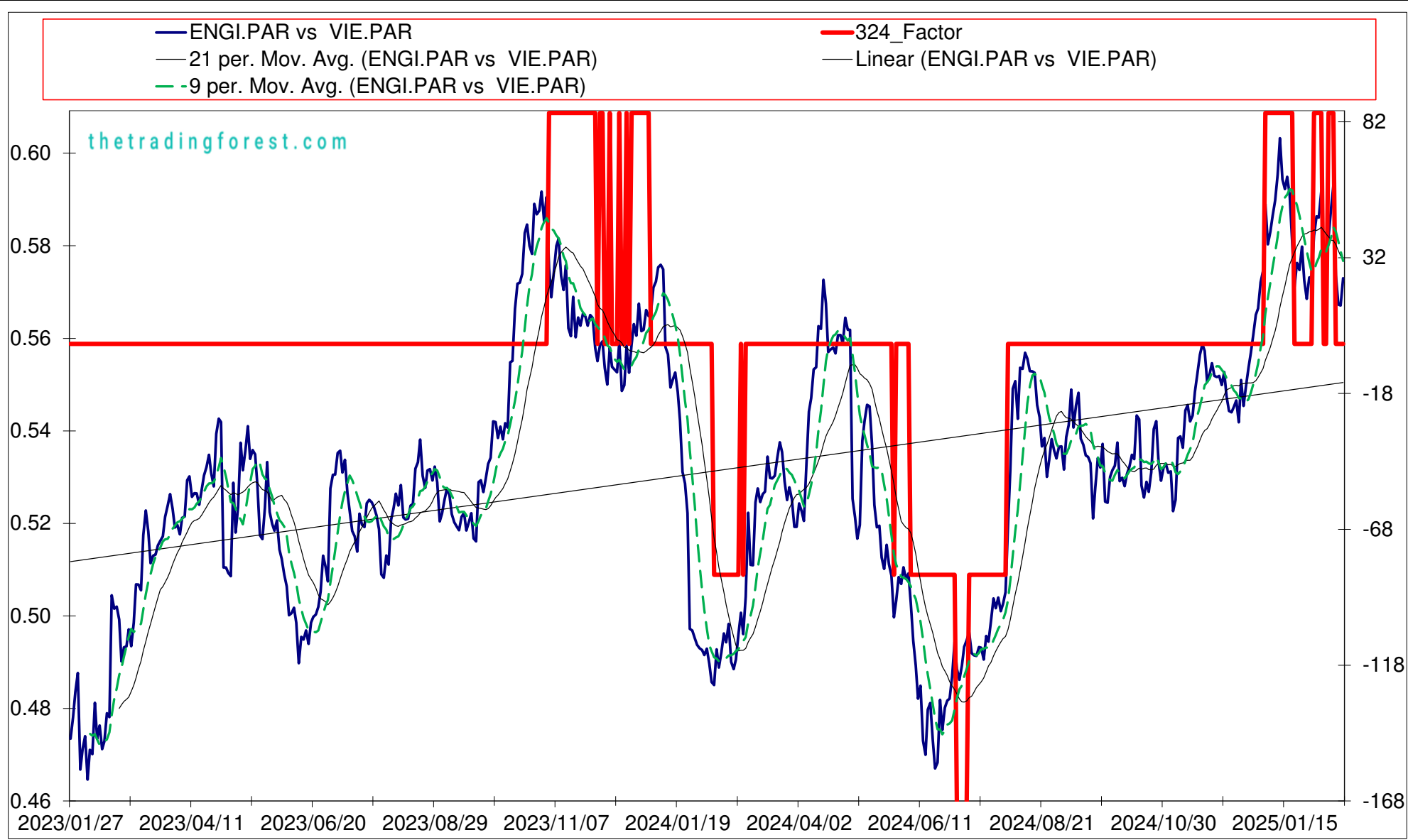




**Follow the " 3day to 5day waiting period " before entering the trade : understand the Graph, Trend and Variables**

**Plan your entry levels. Focus on the process not the outcome. Expect further short-term deviation from the trade signal. "Patience"**

-2.857		9.348												-3.272	
Date	Price or Relative Price	Short_Term_ Radar	Medium_ Term_Radar	Caterpillar_ %	Wise_ Owl(Rnk)	324_Factor	Factor_324	Defcon _Index	Defcon _Index_Trade	Margin of Safety	75_Day_Mom	Trade_Rating (Guidance)	Trendsum		
2024/12/18	0.549	No Trade	No Trade	11.81%	0	Absolutely No	0	96	Research Defon Sell	1.53%	2.31%	C	-16		
2024/12/19	0.552	No Trade	No Trade	16.22%	0	Absolutely No	0	96	Research Defon Sell	2.10%	1.46%	C	-13		
2024/12/20	0.556	No Trade	No Trade	21.81%	0	Absolutely No	0	97	Research Defon Sell	2.83%	3.75%	C	-9		
2024/12/23	0.561	No Trade	No Trade	27.67%	0	Absolutely No	0	97	Research Defon Sell	3.59%	3.62%	C	-6		
2024/12/27	0.562	No Trade	No Trade	29.34%	0	Absolutely No	0	97	Research Defon Sell	3.80%	3.35%	C	-2		
2024/12/30	0.568	No Trade	No Trade	37.14%	0	Absolutely No	0	98	Research Defon Sell	4.81%	6.33%	C	1		
2025/01/02	0.570	No Trade	No Trade	40.50%	0	Absolutely No	0	98	Research Defon Sell	5.25%	7.05%	C	4		
2025/01/03	0.585	No Trade	No Trade	60.98%	50	Research	85	100	Research Defon Sell	7.90%	10.25%	C	7		
2025/01/06	0.576	No Trade	No Trade	48.27%	50	Research	85	98	Research Defon Sell	6.26%	8.66%	C	10		
2025/01/07	0.579	No Trade	No Trade	52.12%	50	Research	85	99	Research Defon Sell	6.76%	9.47%	C	11		
2025/01/08	0.582	No Trade	No Trade	56.97%	50	Research	85	99	Research Defon Sell	7.38%	12.67%	C	13		
2025/01/09	0.585	No Trade	No Trade	61.55%	50	Research	85	100	Research Defon Sell	7.98%	11.84%	C	16		
2025/01/10	0.591	No Trade	No Trade	69.37%	50	Research	85	100	Research Defon Sell	8.99%	11.55%	C	20		
2025/01/13	0.599	No Trade	No Trade	80.36%	50	Research	85	100	Research Defon Sell	10.42%	13.49%	C	23		
2025/01/14	0.590	No Trade	No Trade	67.64%	50	Research	85	99	Research Defon Sell	8.77%	10.73%	C	26		
2025/01/15	0.588	No Trade	No Trade	64.57%	50	Research	85	98	Research Defon Sell	8.37%	12.99%	C	28		
2025/01/16	0.590	No Trade	No Trade	68.27%	50	Research	85	99	Research Defon Sell	8.85%	13.55%	C	28		
2025/01/17	0.586	No Trade	No Trade	62.52%	50	Research	85	98	Research Defon Sell	8.10%	11.58%	C	26		
2025/01/20	0.576	Sell_Panda_ST	No Trade	47.77%	50	Research	85	96	Research Defon Sell	6.19%	9.34%	C	23		
2025/01/21	0.567	Sell_Panda_ST	Sell_Panda_ST	34.02%	0	Absolutely No	0	0	Absolutely no Trade	4.41%	7.32%	C	20		
2025/01/22	0.572	Sell_Panda_ST	Sell_Panda_ST	41.36%	0	Absolutely No	0	96	Research Defon Sell	5.36%	7.28%	C	16		
2025/01/23	0.570	Sell_Panda_ST	Sell_Panda_ST	39.08%	0	Absolutely No	0	95	Research Defon Sell	5.07%	8.69%	C	12		
2025/01/24	0.575	No Trade	No Trade	46.23%	0	Absolutely No	0	96	Research Defon Sell	5.99%	9.51%	C	9		
2025/01/27	0.568	No Trade	No Trade	35.56%	0	Absolutely No	0	0	Absolutely no Trade	4.61%	8.49%	C	7		
2025/01/28	0.564	No Trade	No Trade	29.86%	0	Absolutely No	0	0	Absolutely no Trade	3.87%	7.20%	C	3		
2025/01/29	0.569	No Trade	No Trade	36.34%	0	Absolutely No	0	0	Absolutely no Trade	4.71%	7.74%	C	0		
2025/01/30	0.569	No Trade	No Trade	36.44%	0	Absolutely No	0	0	Absolutely no Trade	4.72%	7.24%	C	-4		
2025/01/31	0.578	No Trade	No Trade	48.99%	50	Research	85	96	Research Defon Sell	6.35%	9.11%	C	-4		
2025/02/03	0.582	No Trade	No Trade	54.72%	50	Research	85	97	Research Defon Sell	7.09%	7.98%	C	-4		
2025/02/04	0.582	No Trade	No Trade	54.29%	50	Research	85	97	Research Defon Sell	7.04%	8.11%	C	-2		
2025/02/05	0.587	No Trade	No Trade	62.37%	50	Research	85	98	Research Defon Sell	8.08%	12.16%	C	0		
2025/02/06	0.567	No Trade	No Trade	33.64%	0	Absolutely No	0	0	Absolutely no Trade	4.36%	8.84%	C	0		
2025/02/07	0.571	No Trade	No Trade	38.35%	0	Absolutely No	0	95	Research Defon Sell	4.97%	8.78%	C	-1		
2025/02/10	0.577	No Trade	No Trade	48.82%	50	Research	85	96	Research Defon Sell	6.20%	10.55%	C	-1		
2025/02/11	0.584	No Trade	No Trade	57.60%	50	Research	85	97	Research Defon Sell	7.32%	10.82%	C	-2		
2025/02/12	0.588	No Trade	No Trade	75.38%	50	Research	85	98	Research Defon Sell	8.22%	9.82%	C	0		
2025/02/13	0.569	No Trade	No Trade	42.64%	0	Absolutely No	0	95	Research Defon Sell	4.65%	5.86%	C	1		
2025/02/14	0.563	No Trade	No Trade	31.86%	0	Absolutely No	0	0	Absolutely no Trade	3.48%	6.41%	C	-1		
2025/02/17	0.563	No Trade	No Trade	31.29%	0	Absolutely No	0	0	Absolutely no Trade	3.41%	7.21%	C	-3		
2025/02/18	0.569	No Trade	No Trade	41.13%	0	Absolutely No	0	0	Absolutely no Trade	4.49%	7.77%	C	-7		



Date	9 day	9 vs 21 day	33 day
2024/12/30	Buy_9day	Buy 9 vs 21	Buy 33_Day
2025/01/02	Buy_9day	Buy 9 vs 21	Buy 33_Day
2025/01/03	Buy_9day	Buy 9 vs 21	Buy 33_Day
2025/01/06	Buy_9day	Buy 9 vs 21	Buy 33_Day
2025/01/07	Buy_9day	Buy 9 vs 21	Buy 33_Day
2025/01/08	Buy_9day	Buy 9 vs 21	Buy 33_Day
2025/01/09	Buy_9day	Buy 9 vs 21	Buy 33_Day
2025/01/10	Buy_9day	Buy 9 vs 21	Buy 33_Day
2025/01/13	Buy_9day	Buy 9 vs 21	Buy 33_Day
2025/01/14	Buy_9day	Buy 9 vs 21	Buy 33_Day
2025/01/15	Buy_9day	Buy 9 vs 21	Buy 33_Day
2025/01/16	Buy_9day	Buy 9 vs 21	Buy 33_Day
2025/01/17	Sell_9day	Buy 9 vs 21	Buy 33_Day
2025/01/20	Sell_9day	Buy 9 vs 21	Buy 33_Day
2025/01/21	Sell_9day	Buy 9 vs 21	Buy 33_Day
2025/01/22	Sell_9day	Buy 9 vs 21	Buy 33_Day
2025/01/23	Sell_9day	Buy 9 vs 21	Buy 33_Day
2025/01/24	Sell_9day	Buy 9 vs 21	Buy 33_Day
2025/01/27	Sell_9day	Sell 9 vs 21	Buy 33_Day
2025/01/28	Sell_9day	Sell 9 vs 21	Sell 33_Day
2025/01/29	Sell_9day	Sell 9 vs 21	Buy 33_Day
2025/01/30	Sell_9day	Sell 9 vs 21	Buy 33_Day
2025/01/31	Buy_9day	Sell 9 vs 21	Buy 33_Day
2025/02/03	Buy_9day	Sell 9 vs 21	Buy 33_Day
2025/02/04	Buy_9day	Sell 9 vs 21	Buy 33_Day
2025/02/05	Buy_9day	Sell 9 vs 21	Buy 33_Day
2025/02/06	Sell_9day	Sell 9 vs 21	Sell 33_Day
2025/02/07	Sell_9day	Sell 9 vs 21	Sell 33_Day
2025/02/10	Buy_9day	Sell 9 vs 21	Buy 33_Day
2025/02/11	Buy_9day	Buy 9 vs 21	Buy 33_Day
2025/02/12	Buy_9day	Buy 9 vs 21	Buy 33_Day
2025/02/13	Sell_9day	Buy 9 vs 21	Sell 33_Day
2025/02/14	Sell_9day	Buy 9 vs 21	Sell 33_Day
2025/02/17	Sell_9day	Buy 9 vs 21	Sell 33_Day
2025/02/18	Sell_9day	Sell 9 vs 21	Sell 33_Day

Strategy Universe	Euro_Utilities_Pairs	Ascendant guidance	Trade	Strategy_Open Date	2025/01/24	Caterpillar Guidance	Trade
						(+) : Mom Days	69
						(-) : Mom Days	0
						Guided : Factor	33 day
						324_Buy Guidance	0.0%
						324_Sell Guidance	94.9%
						Mom_75 (days)	7.8%
						9 vs 21 day	-0.13%
						Price vs 9 day	-0.65%

IMB.LSE

B  
u  
y

Imperial Brands Plc

Consumer Staples

Personal & Household Goods

United Kingdom

Market Cap : (B)

21 037

OR.PAR

L'Oréal

Consumer Staples

Personal & Household Goods

France

Market Cap : (B)

176 029

Follow the " 3day to 5day waiting period " before entering the trade : understand the Graph, Trend and Variables

Plan your enrty levels. Focus on the process not the outcome. Expect further short-term deviation from the trade signal. "Patience"

Date	Price or Relative Price	Short_Term_ Radar	Medium_ Term_Radar	Caterpillar_ %	Wise_ Owl(Rnk)	324_Factor	Factor_324	Defcon _Index	Defcon _Index_Trade	Margin of Safety	75_Day_Mom	Trade_Rating (Guidance)	Trendsum
2024/12/18	7.480	No Trade	No Trade	10.31%	0	Research	85	0	Absolutely no Trade	6.85%	30.51%	C	-4
2024/12/19	7.579	No Trade	No Trade	12.72%	50	Research	85	96	Research Defon Sell	8.13%	30.16%	B	-6
2024/12/20	7.636	No Trade	No Trade	13.76%	50	Research	85	96	Research Defon Sell	8.79%	29.77%	B	-5
2024/12/23	7.588	No Trade	No Trade	12.00%	50	Research	85	96	Research Defon Sell	7.67%	26.59%	B	-5
2024/12/27	7.443	No Trade	No Trade	8.15%	0	Absolutely No	0	0	Absolutely no Trade	5.05%	22.17%	C	-4
2024/12/30	7.561	No Trade	No Trade	10.15%	50	Research	85	96	Research Defon Sell	6.29%	22.88%	B	-4
2025/01/02	7.649	No Trade	No Trade	11.77%	50	Research	85	97	Research Defon Sell	7.10%	24.97%	B	-3
2025/01/03	7.843	No Trade	No Trade	17.13%	50	Research	85	99	Research Defon Sell	9.68%	28.06%	A	-1
2025/01/06	7.746	No Trade	No Trade	13.95%	50	Research	85	98	Research Defon Sell	7.88%	29.10%	B	1
2025/01/07	7.753	No Trade	No Trade	14.12%	50	Research	85	98	Research Defon Sell	7.85%	29.86%	B	5
2025/01/08	7.917	No Trade	No Trade	18.16%	50	Research	85	100	Research Defon Sell	9.98%	38.27%	A	9
2025/01/09	7.933	No Trade	No Trade	19.12%	0	Absolutely No	0	100	Research Defon Sell	10.06%	35.45%	C	11
2025/01/10	7.969	No Trade	No Trade	19.78%	0	Absolutely No	0	100	Research Defon Sell	10.41%	33.10%	C	14
2025/01/13	7.853	No Trade	No Trade	15.93%	0	Absolutely No	0	99	Research Defon Sell	8.38%	37.45%	C	17
2025/01/14	7.944	No Trade	No Trade	18.05%	0	Absolutely No	0	100	Research Defon Sell	9.50%	38.02%	C	19
2025/01/15	7.830	No Trade	No Trade	14.79%	0	Absolutely No	0	98	Research Defon Sell	7.78%	46.98%	C	20
2025/01/16	7.663	Sell_Panda_ST	Sell_Panda_ST	10.16%	0	Absolutely No	0	96	Research Defon Sell	5.35%	42.57%	C	17
2025/01/17	7.576	Sell_Panda_ST	Sell_Panda_ST	7.63%	0	Absolutely No	0	95	Research Defon Sell	4.02%	40.17%	C	14
2025/01/20	7.629	Sell_Panda_ST	Sell_Panda_ST	8.28%	0	Absolutely No	0	96	Research Defon Sell	4.34%	38.38%	C	12
2025/01/21	7.635	No Trade	No Trade	8.17%	0	Absolutely No	0	96	Research Defon Sell	4.28%	40.54%	C	8
2025/01/22	7.442	No Trade	No Trade	2.89%	0	Absolutely No	0	0	Absolutely no Trade	1.51%	35.20%	C	4
2025/01/23	7.409	No Trade	No Trade	1.80%	0	Absolutely No	0	0	Absolutely no Trade	0.94%	35.49%	C	0
2025/01/24	7.334	No Trade	No Trade	1.22%	0	Absolutely No	0	0	Absolutely no Trade	-0.21%	34.72%	C	-4
2025/01/27	7.339	No Trade	No Trade	3.13%	0	Absolutely No	0	0	Absolutely no Trade	-0.53%	26.98%	C	-6
2025/01/28	7.263	No Trade	No Trade	9.86%	0	Absolutely No	0	0	Absolutely no Trade	-1.68%	25.73%	C	-9
2025/01/29	7.470	No Trade	No Trade	1.95%	0	Absolutely No	0	0	Absolutely no Trade	0.99%	28.80%	C	-12
2025/01/30	7.416	No Trade	No Trade	0.25%	0	Absolutely No	0	0	Absolutely no Trade	0.13%	29.14%	C	-14
2025/01/31	7.590	No Trade	No Trade	4.99%	0	Absolutely No	0	95	Research Defon Sell	2.35%	30.86%	C	-15
2025/02/03	7.746	No Trade	No Trade	8.81%	0	Absolutely No	0	97	Research Defon Sell	4.06%	28.33%	C	-14
2025/02/04	7.820	No Trade	No Trade	10.66%	0	Absolutely No	0	98	Research Defon Sell	4.91%	25.46%	C	-12
2025/02/05	8.015	No Trade	No Trade	16.05%	0	Absolutely No	0	100	Research Defon Sell	7.40%	28.35%	C	-10
2025/02/06	8.001	No Trade	No Trade	15.38%	0	Absolutely No	0	100	Research Defon Sell	7.07%	29.19%	C	-6
2025/02/07	8.303	No Trade	No Trade	23.89%	0	Absolutely No	0	100	Research Defon Sell	10.98%	30.78%	C	-2
2025/02/10	8.343	No Trade	No Trade	25.35%	0	Absolutely No	0	100	Research Defon Sell	11.09%	33.45%	C	3
2025/02/11	8.428	No Trade	No Trade	27.63%	0	Absolutely No	0	100	Research Defon Sell	12.08%	31.34%	C	6
2025/02/12	8.636	No Trade	No Trade	34.07%	0	Absolutely No	0	100	Research Defon Sell	14.70%	34.80%	C	9
2025/02/13	8.222	No Trade	No Trade	21.01%	0	Absolutely No	0	95	Research Defon Sell	9.07%	27.75%	C	10
2025/02/14	8.132	No Trade	No Trade	18.65%	0	Absolutely No	0	0	Absolutely no Trade	7.73%	26.24%	C	10
2025/02/17	8.105	No Trade	No Trade	17.06%	0	Absolutely No	0	0	Absolutely no Trade	6.98%	28.49%	C	10
2025/02/18	8.116	No Trade	No Trade	18.93%	0	Absolutely No	0	0	Absolutely no Trade	6.99%	22.83%	C	8

