



Wednesday, 19 February 2025				Daily TradeGuidance					 THE TRADING FOREST <small>thetradingforest.com</small>		
Date	Code_A	Code_B	Strategy	Factor_324	Defcon_Index	Mom_75 (days)	Wise_Owl	Wise_Owl (Rnk)	Name of Instrument	Caterpillar_Guidance	Trade_Rating (Guidance)
2025/01/24	NTGY.MAD	EXH9.ETR	Relative	170	88	5.96%	340	75	Naturgy Energy Group vs iShares :Utilities	Trade	_ Sell
2025/01/24	BOL.PAR	DIE.BRU	Pairs	170	94	17.23%	315	60	Boliden _ vs _ D'Ieteren Sa	Trade	_ Sell
2025/01/24	ENGI.PAR	SSE.LSE	Pairs	170	97	18.12%	360	75	Engie Sa _ vs _ SSE Plc	Trade	_ Sell
2025/01/24	HSBA.LSE	INGA.AMS	Pairs	170	95	18.66%	315	60	HSBC Holdings plc _ vs _ ING Groep N.V.	Trade	_ Sell
2025/01/24	BN.PAR	EXH3.ETR	Relative	0	99	12.60%	150	30	Danone Sa vs iShares :Food & Beverage	Trade	_ Sell
2025/01/24	HSBA.LSE	EXV1.ETR	Relative	170	92	4.68%	295	50	Hsbc Holdings Plc vs iShares : Banks	Trade	_ Sell
2025/01/24	ALV.ETR	NN.AMS	Pairs	170	96	8.20%	350	75	Allianz SE -Insurance _ vs _ NN Group N.V. - Insurance	Trade	_ Sell
2025/01/24	CON.ETR	PAH3.ETR	Pairs	170	97	34.37%	340	75	Continental Ag _ vs _ Porsche Automobil Holding Se - Prf Perpetual Eur 1	Trade	_ Sell
2025/01/24	DGE.LSE	HEIA.AMS	Pairs	170	98	14.78%	350	75	Diageo Plc _ vs _ Heineken N.V	Trade	_ Sell
2025/01/24	FME.ETR	NOVN.SWX	Pairs	170	96	33.89%	350	75	Fresenius Medical Care _ vs _ Novartis Ag	Trade	_ Sell
2025/01/24	IAG.LSE	CSX5.LSE	Relative	170	99	61.58%	340	75	International Consolidated Airlines Group Sa vs Euro SX50 Index	Trade	_ Sell
2025/01/24	IAG.MAD	CSX5.LSE	Relative	170	98	60.63%	340	75	Intl Consolidated Airlines Group vs Euro SX50 Index	Trade	_ Sell
2025/01/24	SREN.SWX	EXH5.ETR	Relative	170	100	18.23%	400	100	Swiss Re Ag vs iShares :Insurance	Trade	_ Sell
2025/01/24	AIR.PAR	TEF.MAD	Pairs	170	100	51.71%	370	90	Airbus Se _ vs _ Telefonica S.A	Trade	_ Sell
2025/01/24	ALV.ETR	TEF.MAD	Pairs	170	100	22.29%	390	90	Allianz Se _ vs _ Telefonica S.A	Trade	_ Sell
2025/01/24	ALV.ETR	VIV.PAR	Pairs	170	99	39.29%	370	90	Allianz Se _ vs _ Vivendi Se	Trade	_ Sell
2025/01/24	AMS.MAD	TEF.MAD	Pairs	170	96	20.86%	370	90	Amadeus It Group S.A. _ vs _ Telefonica S.A	Trade	_ Sell
2025/01/24	AMS.MAD	VIV.PAR	Pairs	170	99	37.66%	350	75	Amadeus It Group S.A. _ vs _ Vivendi Se	Trade	_ Sell
2025/01/24	BN.PAR	VIV.PAR	Pairs	170	99	32.90%	350	75	Danone Sa _ vs _ Vivendi Se	Trade	_ Sell
2025/01/24	DG.PAR	VIV.PAR	Pairs	170	98	28.10%	370	90	Vinci Sa _ vs _ Vivendi Se	Trade	_ Sell

Wednesday, 19 February 2025				Daily TradeGuidance					 THE TRADINGFOREST <small>thetradingforest.com</small>		
Date	Code_A	Code_B	Strategy	Factor_324	Defcon_ Index	Mom_75 (days)	Wise_Owl	Wise_Owl (Rnk)	Name of Instrument	Caterpillar_ Guidance	Trade_Rating (Guidance)
2025/01/24	DTE.ETR	VIV.PAR	Pairs	170	98	46.75%	370	90	Deutsche Telekom N Ag _ vs _ Vivendi Se	Trade	_ Sell
2025/01/24	AIR.PAR	EOAN.ETR	Pairs	170	100	56.61%	390	90	Airbus Se _ vs _ E. On Se	Trade	_ Sell
2025/01/24	BNZL.LSE	DIE.BRU	Pairs	170	98	19.49%	390	90	Bunzl Plc _ vs _ D'leteren Sa	Trade	_ Sell
2025/01/24	CRG.DUB	ROCK-B.CSE	Pairs	170	100	41.01%	370	90	Crh Plc _ vs _ Rockwool A/S Ser. B	Trade	_ Sell
2025/01/10	PSON.LSE	ISF.LSE	Relative	170	99	25.86%	370	90	Pearson Plc _ vs _ Ftse 100 Index_ETF	Trade	_ Sell
2025/01/10	SGE.LSE	ISF.LSE	Relative	170	95	25.52%	340	75	Sage Group Plc _ vs _ Ftse 100 Index_ETF	Trade	_ Sell
2025/01/10	ASSA-B.STO	SIKA.SWX	Pairs	0	96	16.25%	120	0	Assa Abloy B _ vs _ Sika Ag	Trade	_ Sell
2025/01/10	BCP.LIS	CABK.MAD	Pairs	85	95	13.51%	220	50	Banco Comercial _ vs _ CaixaBank, S.A.	Trade	_ Sell
2025/01/10	AIR.PAR	DG.PAR	Pairs	170	99	30.77%	350	75	Airbus Se _ vs _ Vinci Sa	Trade	_ Sell
2025/01/10	AIR.PAR	HO.PAR	Pairs	170	0	19.71%	220	50	Airbus Se _ vs _ Thales S.A.	Trade	_ Buy
2025/01/10	ELE.MAD	EXH9.ETR	Relative	170	99	16.05%	350	75	Endesa S.A. vs iShares :Utilities	Trade	_ Sell
2025/01/10	HSBA.LSE	CSX5.LSE	Relative	85	99	16.32%	240	50	Hsbc Holdings Plc vs Euro SX50 Index	Trade	_ Sell
2025/01/10	PSON.LSE	CSX5.LSE	Relative	170	98	22.98%	360	75	Pearson Plc vs Euro SX50 Index	Trade	_ Sell
2025/01/10	AIR.PAR	LIN.ETR	Pairs	170	95	26.10%	390	90	Airbus Se _ vs _ Linde Plc	Trade	_ Sell
2025/01/10	ELE.MAD	EOAN.ETR	Pairs	170	100	30.94%	390	90	Endesa S.A. _ vs _ E. On Se	Trade	_ Sell
2025/01/10	HSBA.LSE	LLOY.LSE	Pairs	170	99	30.91%	370	90	HSBC Holdings plc _ vs _ Lloyds Banking	Trade	_ Sell
2025/01/10	CON.ETR	DAI.ETR	Pairs	170	95	20.38%	295	50	Continental Ag _ vs _ Daimler Ag - Mercedes-Benz Grp Na O.N.	Trade	_ Sell
2025/01/10	CON.ETR	MBG.ETR	Pairs	170	95	20.38%	295	50	Continental Ag _ vs _ Mercedes-Benz Group Ag	Trade	_ Sell
2025/01/10	HLN.LSE	ULVR.LSE	Pairs	170	94	1.01%	295	50	Haleon Plc _ vs _ Unilever Plc	Trade	_ Sell
2025/01/10	ARGX.BRU	RO.SWX	Pairs	170	97	34.11%	340	75	Argen X Se _ vs _ Roche Holding Ag	Trade	_ Sell

Guidance to understanding our "Proprietary Signals and Reports"



Our Trading Reports are comprehensive and detailed - visit our Educational Library of videos at "[TheTradingForest.com](https://www.thetradingforest.com)" [for premium members] for a detailed explanation of our approach to trading.

Summary of our Analysis

Contribution to the Trade Decision

Guided Factor

This places the time frame of the current trade into perspective - our leading indicators have brought this trade to your attention. You will be guided by the 9day vs 21day, 33 day and 66 day. **From a practical perspective once you see a "guided factor of either a 33 day or 66 day" you actually relax and plan your trade !**

Ascendant Guidance

There are two forms of "Risk" - **Uncertainty** and **Exposure** ! The Ascendant Guidance focuses on the uncertainty part of the trade. We recommend that until a trader understands their own risk tolerance level only trades with an Ascendant Guidance levels of **Trade** and or **Research** are considered.

Wise_Owl (Rnk)

Focus on "**Wise_Owl(Rnk)**" levels of closer to 90 & 100 - the "**Wise_Owl(Rnk)**" needed to have a value of **90** and above at least within the last five to seven trading days of the "trade alert signal - panda signals".

Trade_Rating Guidance

There is no substitute for **Quality** - only consider Trades with a "**Trade_rating (Guidance)**" of **AA** & **AAA** within the last five to 7 trading days of the "**trade alert signal - panda signals**".

Guidance to understanding our "Proprietary Signals and Reports"



Defcon_Index



Get a decent understanding of the "**current form**" of the variable - how close are the values to either the minimum or maximum values. Be guided by the "**Defcon_Index**". Values of **> 95 are recommended for Sell Signals** and Values of **<-95 are recommended for Buy signals**.

324_Factor



Manipulate the "**odds in your favour**" - Search and Research the trades that have a 324_Factor of **+170 for a sell signal** and **- 170 for a buy signal**.

Margin of Safety and
75_Day_
Mom



Reaching the pinnacle of any challenge is about "small margins" and making the correct informed decisions. The relationship between the "**Margin of Safety**" and "**75_Day_Mom**" allows us to review the trade from a performance and risk perspective.

Understanding the
"short-term noise"



Is the current "**Trend**" still intact ? Or can we : be guided by the "**Trendsum**" to start analysing technical indicators. Look for a declining "**Trendsum**" for a **sell signal** and an increasing value of the "Trendsum" for a **buy signal**.

Let's talk about
Technicals



Once you are confident that you have a decent understanding of all the variables, use the "**Guided_Factor**" as a "compass" in finding your true north in selecting the timing of your open strategy by selecting appropriate **shorter-term technical indicators**.



Conclusion : We start our analysis, by trying to understand the trade with a **longer-term Technical Guidance** indicator and we plan our execution, using the **shorter-term Techninal Analysis indicators**.

THE TRADING PYRAMID

Path to Synergy in Your Trading



Summary of Contents

Name of Variable	Type of Variable	Decision Based / Contribution
Guided_Factor	Momentum : Variable	"Bigger Picture " - Gives the Trader a time perspective.
Ascendant Guidance	Risk : Variable	Don't attempt trades outside your Risk Tolerance levels.
Wise_Owl(Rnk)	Risk : Variable	Sum of the parts analysis - we have done the "maths" - Quality of the trade.
Trade_Rating Guidance	Momentum : Variable	Combining Risk and Momentum.
Caterpillar_Guidance	Quantitative Variable	Understanding the "Trend" of the price series variable.
Defcon_Index	Risk : Variable	Looking at the "bigger picture" in terms of the price performance over a longer-term perspective.
324_Factor	Quantitative Variable	Measuring the strength and direction of the price series.
Margin of Safety	Risk : Variable	Creating a "buffer in your trade".
75_Day Momentum	Risk : Variable	Undertanding the medium-term performance of the price series.
Trendsum	Quantitative Variable	How strong is the short-term trend ?
Let's talk Technicals	Technical Analysis	Plan your entry with the help of the "Guided_Factor" and Technical indicators of your choice.

14 STEP TRADING CHECKLIST

Ascendant Path

1

☐

Guided Factor

2

☐

Momentum Days

3

☐

The_Wise_Owl Rank

4

☐

Trade_Rating Guidance

5

☐

CaterPillar_Guidance

6

☐

Defon_Index

7

☐

Defon_Index_Guidance

8

☐

Factor_324

9

☐

324_Factor_Guidance

10

☐

75_Day_Momentum Value

11

☐

Trendsum

12

☐

Medium-Term Technical Indicators : 9day vs 21 day
& 21day Moving Average

13

☐

Longer-Term Technical Indicators : 33 day & 66 day
Moving Average

14

☐

TRADING IS LIKE A GAME OF CARDS

We can't undo a previous trade,
but we *can* aim to make the next trade better.



ASCENDANT GUIDANCE



CATERPILLAR GUIDANCE



S
e
|
|

NTGY.MAD

Naturgy Energy Group

Utilities

Gas, Water & Multiutilities

Spain

Market Cap : (B)

21 905

EXH9.ETR

iShares :Utilities : - (EUR Listing)

Europe ETF : Sector

ETF_Europe_

Europe

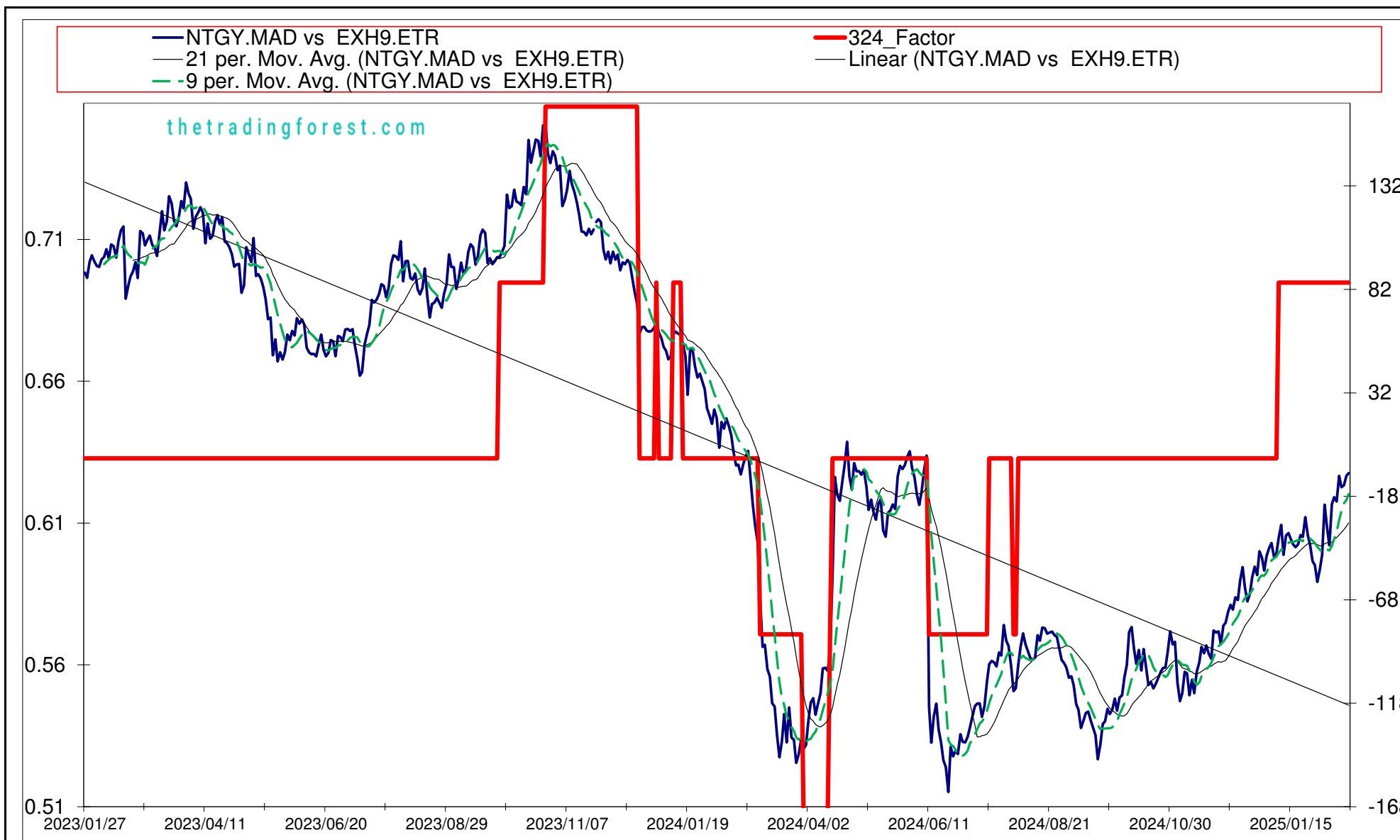
Market Cap : (B)

#VALUE!

Follow the " 3day to 5day waiting period " before entering the trade : understand the Graph, Trend and Variables

Plan your enrty levels. Focus on the process not the outcome. Expect further short-term deviation from the trade signal. "Patience"

-2.080															-40.51419.479														
Date	Price or Relative Price	Short_Term_ Radar	Medium_ Term_Radar	Caterpillar_ %	Wise_ Owl(Rnk)	324_Factor	Factor_324	Defcon _Index	Defcon _Index_Trade	Margin of Safety	75_Day_Mom	Trade_Rating (Guidance)	Trendsum																
2024/12/18	0.597	No Trade	No Trade	44.18%	0	Absolutely No	0	87	Research Defon Sell	6.37%	8.84%	C	37																
2024/12/19	0.594	No Trade	No Trade	40.78%	0	Absolutely No	0	87	Research Defon Sell	5.88%	8.68%	C	36																
2024/12/20	0.602	No Trade	No Trade	51.52%	0	Absolutely No	0	88	Research Defon Sell	7.43%	11.54%	C	36																
2024/12/23	0.600	No Trade	No Trade	49.67%	0	Absolutely No	0	87	Research Defon Sell	7.17%	10.60%	C	36																
2024/12/27	0.595	No Trade	No Trade	45.17%	0	Absolutely No	0	87	Research Defon Sell	6.52%	9.22%	C	35																
2024/12/30	0.601	No Trade	No Trade	52.68%	0	Absolutely No	0	87	Research Defon Sell	7.60%	10.07%	C	34																
2025/01/02	0.603	No Trade	No Trade	57.03%	0	Absolutely No	0	88	Research Defon Sell	8.23%	11.23%	C	35																
2025/01/03	0.605	No Trade	No Trade	59.42%	0	Absolutely No	0	88	Research Defon Sell	8.57%	12.04%	C	37																
2025/01/06	0.600	No Trade	No Trade	54.35%	0	Absolutely No	0	87	Research Defon Sell	7.84%	11.72%	C	39																
2025/01/07	0.601	No Trade	No Trade	56.27%	0	Absolutely No	0	88	Research Defon Sell	8.12%	13.74%	C	37																
2025/01/08	0.607	No Trade	No Trade	63.36%	50	Research	85	88	Research Defon Sell	9.14%	13.71%	C	36																
2025/01/09	0.611	No Trade	No Trade	69.26%	50	Research	85	89	Research Defon Sell	9.99%	12.97%	C	37																
2025/01/10	0.601	No Trade	No Trade	56.38%	50	Research	85	87	Research Defon Sell	8.13%	10.83%	C	37																
2025/01/13	0.608	No Trade	No Trade	65.80%	50	Research	85	88	Research Defon Sell	9.49%	11.17%	C	36																
2025/01/14	0.608	No Trade	No Trade	67.19%	50	Research	85	88	Research Defon Sell	9.69%	11.71%	C	36																
2025/01/15	0.606	No Trade	No Trade	64.94%	50	Research	85	88	Research Defon Sell	9.37%	11.00%	C	35																
2025/01/16	0.604	No Trade	No Trade	62.70%	50	Research	85	88	Research Defon Sell	9.05%	9.85%	C	33																
2025/01/17	0.604	Sell_Panda_ST	No Trade	61.97%	30	Research	85	88	Research Defon Sell	8.94%	10.56%	C	29																
2025/01/20	0.605	Sell_Panda_ST	No Trade	64.14%	30	Research	85	88	Research Defon Sell	9.25%	9.81%	C	27																
2025/01/21	0.608	No Trade	No Trade	68.54%	50	Research	85	88	Research Defon Sell	9.89%	10.24%	C	25																
2025/01/22	0.607	No Trade	No Trade	68.10%	50	Research	85	88	Research Defon Sell	9.82%	8.90%	C	23																
2025/01/23	0.614	No Trade	No Trade	77.14%	50	Research	85	89	Research Defon Sell	11.13%	9.27%	C	21																
2025/01/24	0.608	No Trade	No Trade	69.45%	50	Research	85	88	Research Defon Sell	10.02%	5.96%	C	23																
2025/01/27	0.604	No Trade	No Trade	66.09%	50	Research	85	88	Research Defon Sell	9.53%	5.03%	C	23																
2025/01/28	0.599	Sell_Panda_ST	Sell_Panda_ST	59.16%	30	Research	85	87	Research Defon Sell	8.53%	5.49%	C	21																
2025/01/29	0.597	Sell_Panda_ST	Sell_Panda_ST	57.81%	30	Research	85	87	Research Defon Sell	8.34%	6.20%	C	17																
2025/01/30	0.591	Sell_Panda_ST	Sell_Panda_ST	50.61%	30	Research	85	86	Research Defon Sell	7.30%	4.22%	C	14																
2025/01/31	0.596	No Trade	No Trade	56.53%	30	Research	85	86	Research Defon Sell	8.15%	6.37%	C	10																
2025/02/03	0.601	No Trade	No Trade	63.84%	30	Research	85	87	Research Defon Sell	9.21%	5.84%	C	6																
2025/02/04	0.619	No Trade	No Trade	86.56%	50	Research	85	90	Research Defon Sell	12.49%	10.25%	C	4																
2025/02/05	0.610	No Trade	No Trade	83.61%	30	Research	85	88	Research Defon Sell	11.02%	9.96%	C	3																
2025/02/06	0.604	No Trade	No Trade	75.64%	30	Research	85	87	Research Defon Sell	9.97%	8.67%	C	3																
2025/02/07	0.619	No Trade	No Trade	95.98%	50	Research	85	90	Research Defon Sell	12.65%	11.73%	C	6																
2025/02/10	0.621	No Trade	No Trade	100.00%	50	Research	85	90	Research Defon Sell	13.25%	11.88%	C	8																
2025/02/11	0.620	No Trade	No Trade	98.17%	50	Research	85	90	Research Defon Sell	13.01%	11.16%	C	11																
2025/02/12	0.629	No Trade	No Trade	100.00%	50	Research	85	91	Research Defon Sell	14.71%	12.35%	C	14																
2025/02/13	0.625	No Trade	No Trade	95.40%	50	Research	85	90	Research Defon Sell	14.03%	11.35%	C	17																
2025/02/14	0.625	No Trade	No Trade	96.52%	50	Research	85	90	Research Defon Sell	14.20%	11.44%	C	17																
2025/02/17	0.629	No Trade	No Trade	100.00%	50	Research	85	91	Research Defon Sell	14.96%	10.96%	C	17																
2025/02/18	0.630	No Trade	No Trade	100.00%	50	Research	85	91	Research Defon Sell	15.18%	9.73%	C	18																



Date	9_day	9 vs 21_day	33_day
2024/12/30	Buy_9day	Buy 9 vs 21	Buy 33_Day
2025/01/02	Buy_9day	Buy 9 vs 21	Buy 33_Day
2025/01/03	Buy_9day	Buy 9 vs 21	Buy 33_Day
2025/01/06	Buy_9day	Buy 9 vs 21	Buy 33_Day
2025/01/07	Buy_9day	Buy 9 vs 21	Buy 33_Day
2025/01/08	Buy_9day	Buy 9 vs 21	Buy 33_Day
2025/01/09	Buy_9day	Buy 9 vs 21	Buy 33_Day
2025/01/10	Sell_9day	Buy 9 vs 21	Buy 33_Day
2025/01/13	Buy_9day	Buy 9 vs 21	Buy 33_Day
2025/01/14	Buy_9day	Buy 9 vs 21	Buy 33_Day
2025/01/15	Buy_9day	Buy 9 vs 21	Buy 33_Day
2025/01/16	Sell_9day	Buy 9 vs 21	Buy 33_Day
2025/01/17	Sell_9day	Buy 9 vs 21	Buy 33_Day
2025/01/20	Sell_9day	Buy 9 vs 21	Buy 33_Day
2025/01/21	Buy_9day	Buy 9 vs 21	Buy 33_Day
2025/01/22	Buy_9day	Buy 9 vs 21	Buy 33_Day
2025/01/23	Buy_9day	Buy 9 vs 21	Buy 33_Day
2025/01/24	Buy_9day	Buy 9 vs 21	Buy 33_Day
2025/01/27	Sell_9day	Buy 9 vs 21	Buy 33_Day
2025/01/28	Sell_9day	Buy 9 vs 21	Sell 33_Day
2025/01/29	Sell_9day	Buy 9 vs 21	Sell 33_Day
2025/01/30	Sell_9day	Sell 9 vs 21	Sell 33_Day
2025/01/31	Sell_9day	Sell 9 vs 21	Sell 33_Day
2025/02/03	Sell_9day	Sell 9 vs 21	Sell 33_Day
2025/02/04	Buy_9day	Sell 9 vs 21	Buy 33_Day
2025/02/05	Buy_9day	Sell 9 vs 21	Buy 33_Day
2025/02/06	Buy_9day	Sell 9 vs 21	Buy 33_Day
2025/02/07	Buy_9day	Sell 9 vs 21	Buy 33_Day
2025/02/10	Buy_9day	Buy 9 vs 21	Buy 33_Day
2025/02/11	Buy_9day	Buy 9 vs 21	Buy 33_Day
2025/02/12	Buy_9day	Buy 9 vs 21	Buy 33_Day
2025/02/13	Buy_9day	Buy 9 vs 21	Buy 33_Day
2025/02/14	Buy_9day	Buy 9 vs 21	Buy 33_Day
2025/02/17	Buy_9day	Buy 9 vs 21	Buy 33_Day
2025/02/18	Buy_9day	Buy 9 vs 21	Buy 33_Day

Strategy Universe	Rel vs Europe Utilities	Ascendant guidance	Trade	Strategy_Open Date	2025/01/24	Caterpillar Guidance	Trade
<div> <div> — NTGY.MAD - - - 21 per. Mov. Avg. (NTGY.MAD) — Linear (NTGY.MAD) </div> <div> — EXH9.ETR - - - 21 per. Mov. Avg. (EXH9.ETR) — Linear (EXH9.ETR) </div> </div>							(+) : Mom Days 53
							(-) : Mom Days 0
							Guided : Factor 33 day
							324_Buy Guidance 0.0%
							324_Sell Guidance 83.7%
							Mom_75 (days) 9.7%
							9 vs 21 day 1.67%
							Price vs 9 day 1.18%

S
e
l
l

BOL.PAR

Boliden

Communication

Industrial Goods & Services

France

Market Cap : (B)

16 567

DIE.BRU

D'leteren Sa

Consumer Discretionary

Industrial Goods & Services

Belgium

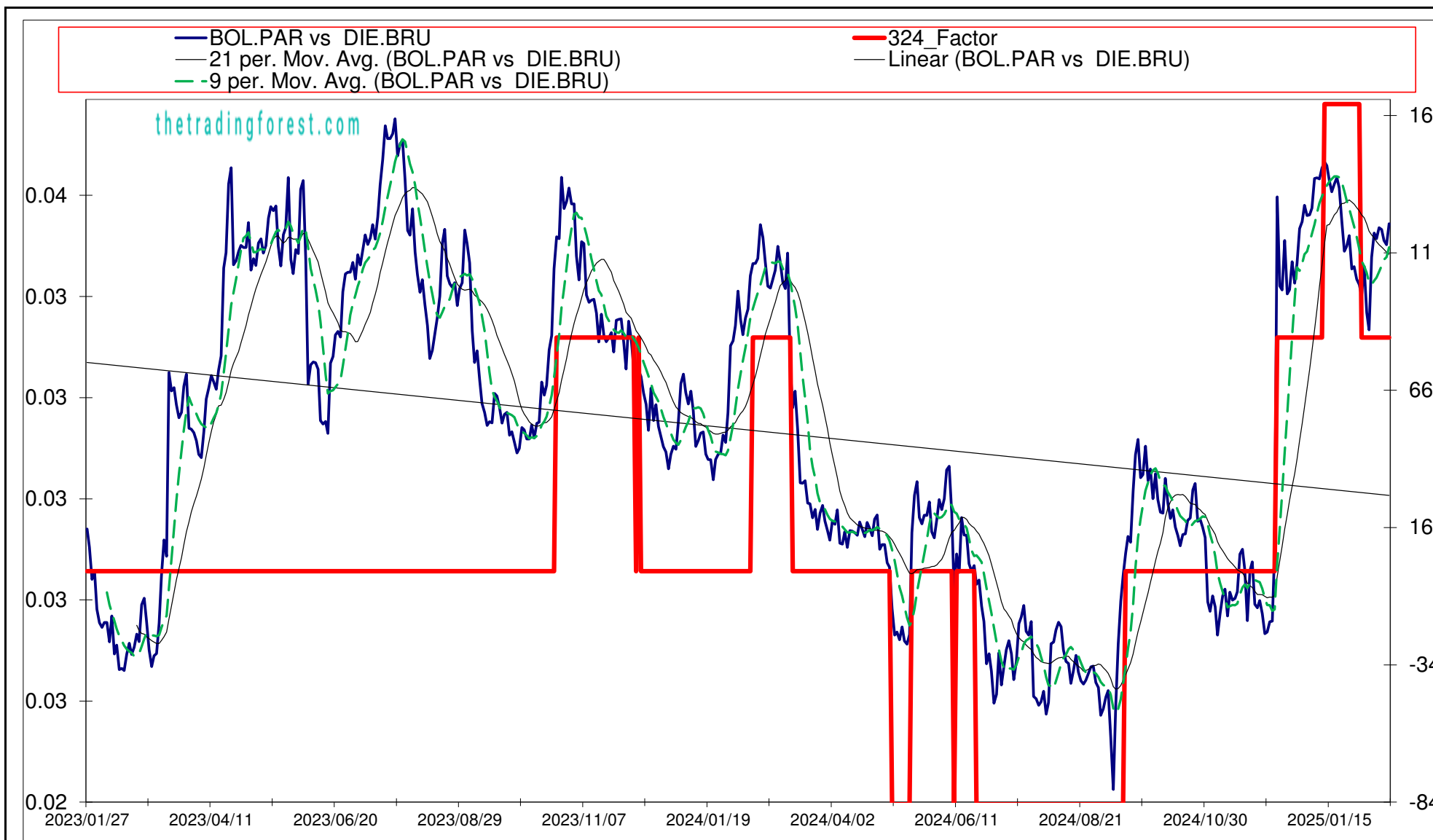
Market Cap : (B)

10 870

Follow the " 3day to 5day waiting period " before entering the trade : understand the Graph, Trend and Variables

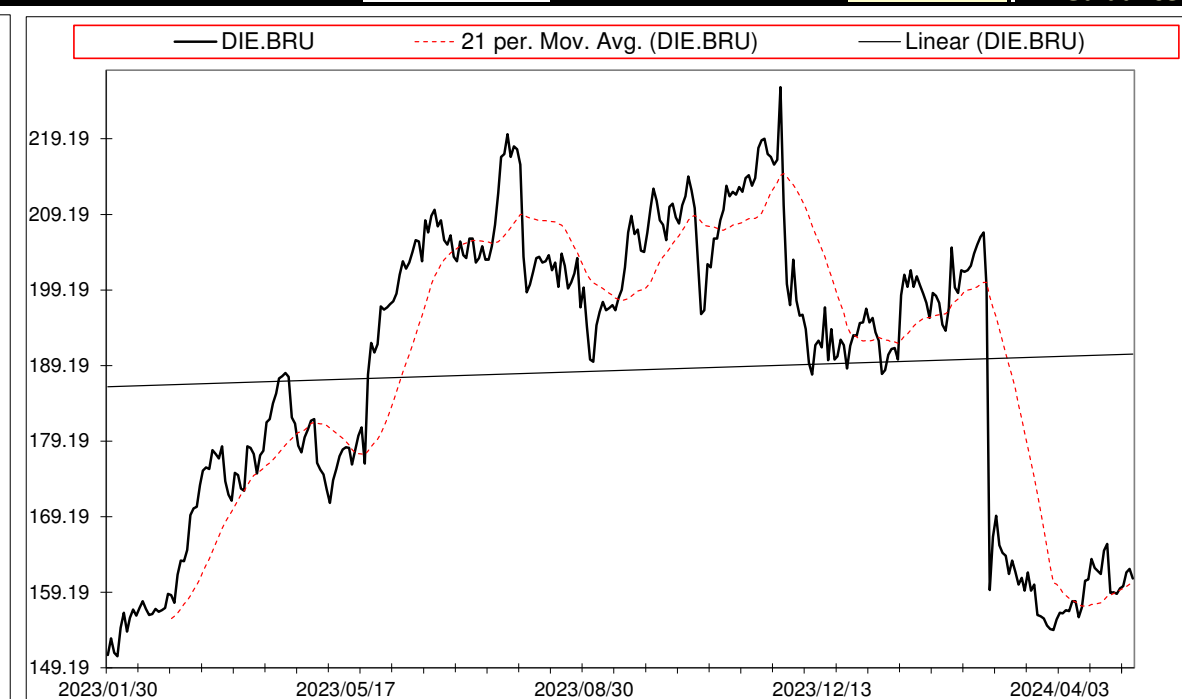
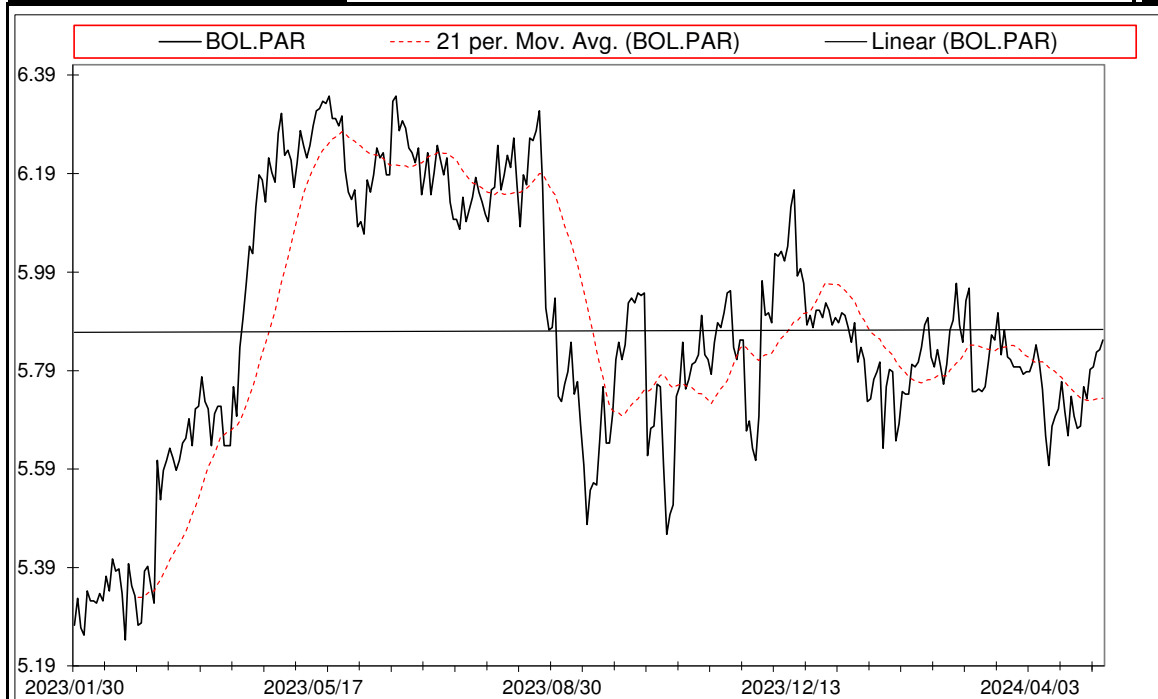
Plan your enrtly levels. Focus on the process not the outcome. Expect further short-term deviation from the trade signal. "Patience"

-1.0792.122														
Date	Price or Relative Price	Short_Term_ Radar	Medium_ Term_Radar	Caterpillar_ %	Wise_ Owl(Rnk)	324_Factor	Factor_324	Defcon _Index	Defcon _Index_Trade	Margin of Safety	75_Day_Mom	Trade_Rating (Guidance)	Trendsum	
2024/12/18	0.036	No Trade	No Trade	76.24%	50	Research	85	94	Research Defon Sell	13.73%	31.26%	B	0	
2024/12/19	0.035	No Trade	No Trade	68.75%	30	Research	85	93	Research Defon Sell	12.38%	34.30%	C	0	
2024/12/20	0.036	No Trade	No Trade	75.64%	50	Research	85	94	Research Defon Sell	13.62%	41.31%	B	-3	
2024/12/23	0.036	No Trade	No Trade	87.91%	50	Research	85	96	Research Defon Sell	15.83%	35.41%	B	-1	
2024/12/27	0.036	No Trade	No Trade	90.43%	50	Research	85	96	Research Defon Sell	16.29%	29.79%	B	1	
2024/12/30	0.037	No Trade	No Trade	96.25%	50	Research	85	97	Research Defon Sell	17.33%	27.08%	B	4	
2025/01/02	0.037	No Trade	No Trade	92.65%	50	Research	85	97	Research Defon Sell	16.69%	24.22%	B	7	
2025/01/03	0.037	No Trade	No Trade	92.96%	50	Research	85	97	Research Defon Sell	16.74%	22.41%	B	11	
2025/01/06	0.037	No Trade	No Trade	95.30%	50	Research	85	97	Research Defon Sell	17.16%	21.50%	B	14	
2025/01/07	0.037	No Trade	No Trade	100.00%	50	Research	85	98	Research Defon Sell	19.04%	23.93%	B	18	
2025/01/08	0.037	No Trade	No Trade	100.00%	50	Research	85	98	Research Defon Sell	19.09%	19.92%	B	21	
2025/01/09	0.037	No Trade	No Trade	99.60%	50	Research	85	98	Research Defon Sell	19.02%	17.16%	B	24	
2025/01/10	0.037	No Trade	No Trade	100.00%	50	Research	85	99	Research Defon Sell	19.71%	16.72%	B	25	
2025/01/13	0.038	No Trade	No Trade	100.00%	90	Research	170	99	Research Defon Sell	20.11%	19.92%	AAA	26	
2025/01/14	0.038	No Trade	No Trade	98.85%	90	Research	170	99	Research Defon Sell	19.88%	19.47%	AAA	29	
2025/01/15	0.037	No Trade	No Trade	94.01%	90	Research	170	98	Research Defon Sell	18.90%	16.40%	AAA	30	
2025/01/16	0.037	Sell_Panda_ST	No Trade	90.63%	100	Research	170	97	Research Defon Sell	18.22%	18.26%	AAA	32	
2025/01/17	0.037	Sell_Panda_ST	No Trade	93.05%	100	Research	170	98	Research Defon Sell	18.71%	17.87%	AAA	31	
2025/01/20	0.037	Sell_Panda_ST	No Trade	95.13%	90	Research	170	98	Research Defon Sell	19.13%	20.53%	AAA	26	
2025/01/21	0.037	Sell_Panda_ST	No Trade	91.97%	90	Research	170	97	Research Defon Sell	18.49%	18.00%	AAA	22	
2025/01/22	0.036	Sell_Panda_ST	Sell_Panda_ST	81.60%	75	Research	170	96	Research Defon Sell	16.41%	17.84%	AA	16	
2025/01/23	0.036	No Trade	No Trade	72.05%	50	Research	170	94	Research Defon Sell	14.49%	16.84%	B	10	
2025/01/24	0.036	No Trade	No Trade	73.62%	50	Research	170	94	Research Defon Sell	14.80%	17.23%	B	5	
2025/01/27	0.036	No Trade	No Trade	77.02%	60	Research	170	95	Research Defon Sell	15.49%	15.33%	B	0	
2025/01/28	0.035	No Trade	No Trade	66.50%	50	Research	170	0	Absolutely no Trade	13.37%	15.01%	B	-3	
2025/01/29	0.036	No Trade	No Trade	67.30%	50	Research	170	0	Absolutely no Trade	13.53%	16.31%	B	-6	
2025/01/30	0.035	No Trade	No Trade	63.33%	50	Research	170	0	Absolutely no Trade	12.73%	14.85%	B	-9	
2025/01/31	0.035	No Trade	No Trade	61.61%	50	Research	170	0	Absolutely no Trade	12.39%	15.79%	B	-11	
2025/02/03	0.035	No Trade	No Trade	58.12%	0	Research	85	0	Absolutely no Trade	11.69%	15.71%	C	-17	
2025/02/04	0.036	No Trade	No Trade	67.38%	0	Research	85	0	Absolutely no Trade	13.55%	18.42%	C	-20	
2025/02/05	0.035	No Trade	No Trade	52.90%	0	Research	85	0	Absolutely no Trade	10.64%	14.52%	C	-23	
2025/02/06	0.034	No Trade	No Trade	47.52%	0	Research	85	0	Absolutely no Trade	9.56%	13.36%	C	-27	
2025/02/07	0.036	No Trade	No Trade	70.30%	30	Research	85	0	Absolutely no Trade	14.13%	17.05%	C	-26	
2025/02/10	0.036	No Trade	No Trade	77.97%	50	Research	85	95	Research Defon Sell	15.68%	18.45%	B	-25	
2025/02/11	0.036	No Trade	No Trade	76.20%	50	Research	85	95	Research Defon Sell	15.32%	15.98%	B	-23	
2025/02/12	0.036	No Trade	No Trade	79.67%	50	Research	85	95	Research Defon Sell	16.02%	16.19%	B	-21	
2025/02/13	0.036	No Trade	No Trade	79.10%	50	Research	85	95	Research Defon Sell	15.91%	18.92%	B	-17	
2025/02/14	0.036	No Trade	No Trade	75.65%	50	Research	85	95	Research Defon Sell	15.21%	18.09%	B	-15	
2025/02/17	0.036	No Trade	No Trade	74.41%	50	Research	85	94	Research Defon Sell	14.96%	18.40%	B	-14	
2025/02/18	0.036	No Trade	No Trade	81.01%	50	Research	85	96	Research Defon Sell	16.29%	20.59%	B	-12	



Date	9 day	9 vs 21 day	33 day
2025/01/02	Buy_9day	Buy 9 vs 21	Buy 33_Day
2025/01/03	Buy_9day	Buy 9 vs 21	Buy 33_Day
2025/01/06	Buy_9day	Buy 9 vs 21	Buy 33_Day
2025/01/07	Buy_9day	Buy 9 vs 21	Buy 33_Day
2025/01/08	Buy_9day	Buy 9 vs 21	Buy 33_Day
2025/01/09	Buy_9day	Buy 9 vs 21	Buy 33_Day
2025/01/10	Buy_9day	Buy 9 vs 21	Buy 33_Day
2025/01/13	Buy_9day	Buy 9 vs 21	Buy 33_Day
2025/01/14	Buy_9day	Buy 9 vs 21	Buy 33_Day
2025/01/15	Buy_9day	Buy 9 vs 21	Buy 33_Day
2025/01/16	Sell_9day	Buy 9 vs 21	Buy 33_Day
2025/01/17	Sell_9day	Buy 9 vs 21	Buy 33_Day
2025/01/20	Sell_9day	Buy 9 vs 21	Buy 33_Day
2025/01/21	Sell_9day	Buy 9 vs 21	Buy 33_Day
2025/01/22	Sell_9day	Buy 9 vs 21	Buy 33_Day
2025/01/23	Sell_9day	Buy 9 vs 21	Buy 33_Day
2025/01/24	Sell_9day	Buy 9 vs 21	Buy 33_Day
2025/01/27	Sell_9day	Sell 9 vs 21	Buy 33_Day
2025/01/28	Sell_9day	Sell 9 vs 21	Sell 33_Day
2025/01/29	Sell_9day	Sell 9 vs 21	Sell 33_Day
2025/01/30	Sell_9day	Sell 9 vs 21	Sell 33_Day
2025/01/31	Sell_9day	Sell 9 vs 21	Sell 33_Day
2025/02/03	Sell_9day	Sell 9 vs 21	Sell 33_Day
2025/02/04	Sell_9day	Sell 9 vs 21	Sell 33_Day
2025/02/05	Sell_9day	Sell 9 vs 21	Sell 33_Day
2025/02/06	Sell_9day	Sell 9 vs 21	Sell 33_Day
2025/02/07	Buy_9day	Sell 9 vs 21	Sell 33_Day
2025/02/10	Buy_9day	Sell 9 vs 21	Sell 33_Day
2025/02/11	Buy_9day	Sell 9 vs 21	Sell 33_Day
2025/02/12	Buy_9day	Sell 9 vs 21	Sell 33_Day
2025/02/13	Buy_9day	Sell 9 vs 21	Sell 33_Day
2025/02/14	Buy_9day	Sell 9 vs 21	Sell 33_Day
2025/02/17	Buy_9day	Sell 9 vs 21	Sell 33_Day
2025/02/18	Buy_9day	Buy 9 vs 21	Buy 33_Day

Strategy Universe	Euro_Industrials_Pairs	Ascendant guidance	Trade	Strategy_Open Date	2025/01/24	Caterpillar Guidance	Trade
-------------------	------------------------	--------------------	-------	--------------------	------------	----------------------	-------



(+) : Mom Days	47
(-) : Mom Days	0
Guided : Factor	33 day
324_Buy Guidance	0.0%
324_Sell Guidance	94.6%
Mom_75 (days)	20.6%
9 vs 21 day	0.39%
Price vs 9 day	1.30%

S
e
|
|

ENGI.PAR

Engie Sa

Utilities

Gas, Water & Multiutilities

Spain

Market Cap : (B)

36 913

SSE.LSE

SSE Plc

Utilities

Gas, Water & Multiutilities

United Kingdom

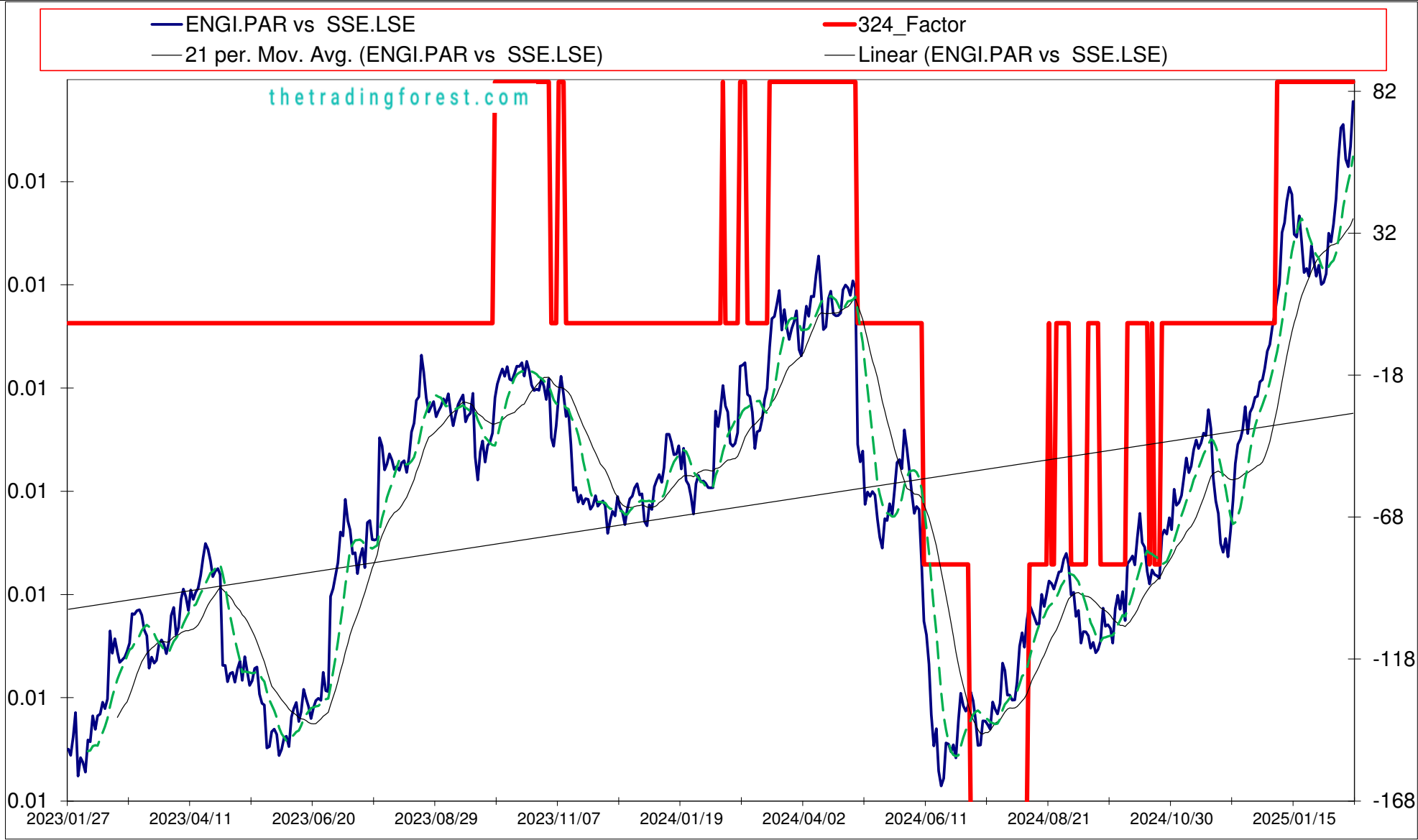
Market Cap : (B)

19 157

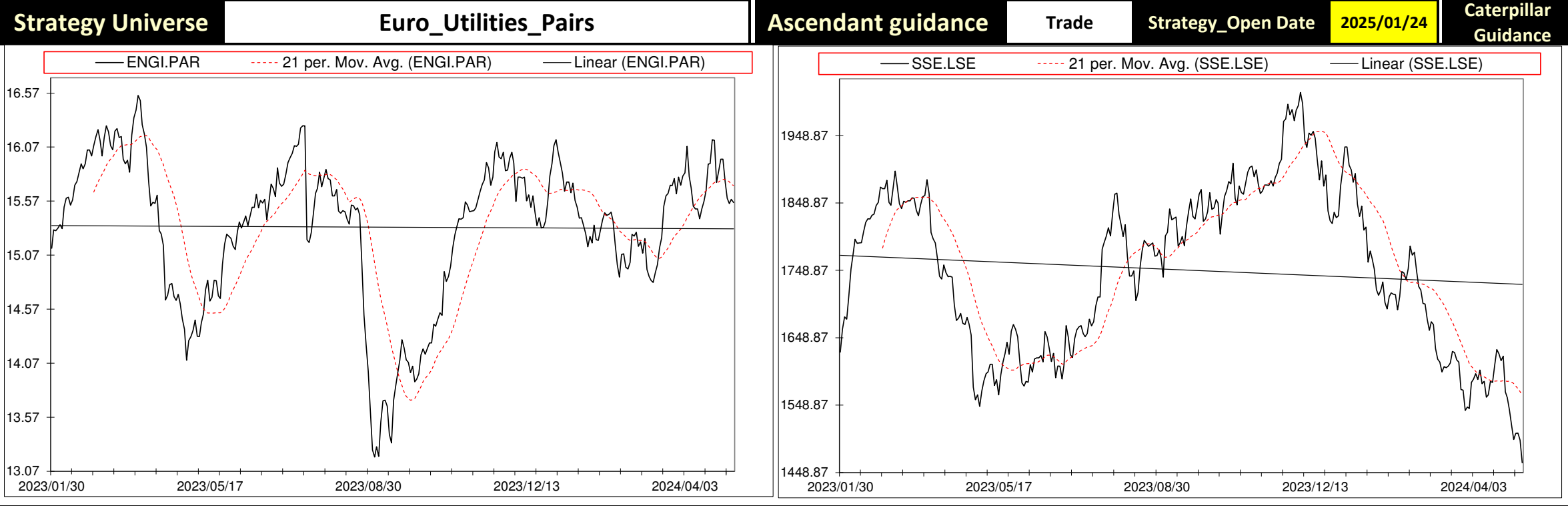
Follow the " 3day to 5day waiting period " before entering the trade : understand the Graph, Trend and Variables

Plan your enrty levels. Focus on the process not the outcome. Expect further short-term deviation from the trade signal. "Patience"

-3.198															6.869															-2.148																			
Date	Price or Relative Price	Short_Term_ Radar	Medium_ Term_Radar	Caterpillar_ %	Wise_ Owl(Rnk)	324_Factor	Factor_324	Defcon _Index	Defcon _Index_Trade	Margin of Safety	75_Day_Mom	Trade_Rating (Guidance)	Trendsum																																				
2024/12/18	0.009	No Trade	No Trade	25.47%	0	Absolutely No	0	95	Research Defon Sell	3.29%	13.10%	C	16																																				
2024/12/19	0.009	No Trade	No Trade	31.59%	0	Absolutely No	0	95	Research Defon Sell	4.08%	13.57%	C	18																																				
2024/12/20	0.009	No Trade	No Trade	32.39%	0	Absolutely No	0	95	Research Defon Sell	4.18%	15.93%	C	20																																				
2024/12/23	0.009	No Trade	No Trade	37.04%	0	Absolutely No	0	96	Research Defon Sell	4.78%	15.83%	C	22																																				
2024/12/27	0.009	No Trade	No Trade	43.94%	0	Absolutely No	0	96	Research Defon Sell	5.67%	16.85%	C	24																																				
2024/12/30	0.009	No Trade	No Trade	46.60%	0	Absolutely No	0	97	Research Defon Sell	6.01%	17.53%	C	26																																				
2025/01/02	0.010	No Trade	No Trade	53.33%	0	Absolutely No	0	97	Research Defon Sell	6.88%	19.41%	C	28																																				
2025/01/03	0.010	No Trade	No Trade	59.11%	30	Absolutely No	0	98	Research Defon Sell	7.63%	19.84%	C	32																																				
2025/01/06	0.010	No Trade	No Trade	65.96%	50	Research	85	98	Research Defon Sell	8.51%	21.61%	B	33																																				
2025/01/07	0.010	No Trade	No Trade	71.77%	50	Research	85	99	Research Defon Sell	9.26%	22.22%	B	35																																				
2025/01/08	0.010	No Trade	No Trade	93.25%	60	Research	85	100	Research Defon Sell	12.03%	24.69%	A	37																																				
2025/01/09	0.010	No Trade	No Trade	97.33%	60	Research	85	100	Research Defon Sell	12.56%	22.83%	A	39																																				
2025/01/10	0.010	No Trade	No Trade	100.00%	60	Research	85	100	Research Defon Sell	13.72%	25.46%	A	41																																				
2025/01/13	0.010	No Trade	No Trade	100.00%	60	Research	85	100	Research Defon Sell	14.45%	26.18%	A	43																																				
2025/01/14	0.010	No Trade	No Trade	97.21%	60	Research	85	100	Research Defon Sell	14.05%	26.02%	A	45																																				
2025/01/15	0.010	No Trade	No Trade	82.12%	50	Research	85	98	Research Defon Sell	11.87%	24.72%	B	45																																				
2025/01/16	0.010	No Trade	No Trade	81.09%	50	Research	85	98	Research Defon Sell	11.72%	22.02%	B	44																																				
2025/01/17	0.010	No Trade	No Trade	89.06%	60	Research	85	99	Research Defon Sell	12.87%	22.32%	B	41																																				
2025/01/20	0.010	Sell_Panda_ST	No Trade	79.41%	50	Research	85	97	Research Defon Sell	11.48%	21.84%	B	35																																				
2025/01/21	0.010	Sell_Panda_ST	No Trade	67.53%	50	Research	85	96	Research Defon Sell	9.76%	18.72%	B	29																																				
2025/01/22	0.010	Sell_Panda_ST	No Trade	69.00%	50	Research	85	96	Research Defon Sell	9.97%	21.02%	B	23																																				
2025/01/23	0.010	Sell_Panda_ST	No Trade	66.04%	50	Research	85	96	Research Defon Sell	9.55%	16.59%	B	17																																				
2025/01/24	0.010	No Trade	No Trade	77.40%	50	Research	85	97	Research Defon Sell	11.19%	18.12%	B	11																																				
2025/01/27	0.010	No Trade	No Trade	71.07%	50	Research	85	96	Research Defon Sell	10.27%	16.88%	B	6																																				
2025/01/28	0.010	No Trade	No Trade	65.78%	50	Research	85	96	Research Defon Sell	9.51%	16.67%	B	2																																				
2025/01/29	0.010	No Trade	No Trade	69.87%	50	Research	85	96	Research Defon Sell	10.10%	15.49%	B	-2																																				
2025/01/30	0.010	No Trade	No Trade	62.55%	50	Research	85	95	Research Defon Sell	9.04%	12.83%	C	-6																																				
2025/01/31	0.010	No Trade	No Trade	63.26%	50	Research	85	95	Research Defon Sell	9.14%	14.83%	C	-10																																				
2025/02/03	0.010	No Trade	No Trade	66.36%	50	Research	85	96	Research Defon Sell	9.59%	15.63%	B	-14																																				
2025/02/04	0.010	No Trade	No Trade	81.54%	50	Research	85	98	Research Defon Sell	11.79%	19.63%	B	-14																																				
2025/02/05	0.010	No Trade	No Trade	78.15%	50	Research	85	97	Research Defon Sell	11.30%	19.97%	B	-14																																				
2025/02/06	0.010	No Trade	No Trade	84.88%	50	Research	85	98	Research Defon Sell	12.27%	20.04%	B	-12																																				
2025/02/07	0.010	No Trade	No Trade	94.26%	50	Research	85	99	Research Defon Sell	13.62%	21.82%	A	-10																																				
2025/02/10	0.010	No Trade	No Trade	100.00%	50	Research	85	100	Research Defon Sell	15.72%	24.18%	A	-6																																				
2025/02/11	0.011	No Trade	No Trade	100.00%	50	Research	85	100	Research Defon Sell	17.43%	26.21%	A	-2																																				
2025/02/12	0.011	No Trade	No Trade	100.00%	50	Research	85	100	Research Defon Sell	17.61%	23.38%	A	2																																				
2025/02/13	0.010	No Trade	No Trade	89.23%	50	Research	85	98	Research Defon Sell	15.72%	20.98%	B	6																																				
2025/02/14	0.010	No Trade	No Trade	86.86%	50	Research	85	98	Research Defon Sell	15.30%	20.85%	B	8																																				
2025/02/17	0.010	No Trade	No Trade	93.01%	50	Research	85	99	Research Defon Sell	16.38%	20.89%	B	8																																				
2025/02/18	0.011	No Trade	No Trade	100.00%	50	Research	85	100	Research Defon Sell	18.81%	24.24%	A	9																																				



Date	9 day	9 vs 21 day	33 day
2024/12/30	Buy_9day	Buy 9 vs 21	Buy 33_Day
2025/01/02	Buy_9day	Buy 9 vs 21	Buy 33_Day
2025/01/03	Buy_9day	Buy 9 vs 21	Buy 33_Day
2025/01/06	Buy_9day	Buy 9 vs 21	Buy 33_Day
2025/01/07	Buy_9day	Buy 9 vs 21	Buy 33_Day
2025/01/08	Buy_9day	Buy 9 vs 21	Buy 33_Day
2025/01/09	Buy_9day	Buy 9 vs 21	Buy 33_Day
2025/01/10	Buy_9day	Buy 9 vs 21	Buy 33_Day
2025/01/13	Buy_9day	Buy 9 vs 21	Buy 33_Day
2025/01/14	Buy_9day	Buy 9 vs 21	Buy 33_Day
2025/01/15	Buy_9day	Buy 9 vs 21	Buy 33_Day
2025/01/16	Sell_9day	Buy 9 vs 21	Buy 33_Day
2025/01/17	Buy_9day	Buy 9 vs 21	Buy 33_Day
2025/01/20	Sell_9day	Buy 9 vs 21	Buy 33_Day
2025/01/21	Sell_9day	Buy 9 vs 21	Buy 33_Day
2025/01/22	Sell_9day	Buy 9 vs 21	Buy 33_Day
2025/01/23	Sell_9day	Buy 9 vs 21	Buy 33_Day
2025/01/24	Sell_9day	Buy 9 vs 21	Buy 33_Day
2025/01/27	Sell_9day	Buy 9 vs 21	Buy 33_Day
2025/01/28	Sell_9day	Buy 9 vs 21	Sell 33_Day
2025/01/29	Sell_9day	Sell 9 vs 21	Sell 33_Day
2025/01/30	Sell_9day	Sell 9 vs 21	Sell 33_Day
2025/01/31	Sell_9day	Sell 9 vs 21	Sell 33_Day
2025/02/03	Sell_9day	Sell 9 vs 21	Sell 33_Day
2025/02/04	Buy_9day	Sell 9 vs 21	Buy 33_Day
2025/02/05	Buy_9day	Sell 9 vs 21	Buy 33_Day
2025/02/06	Buy_9day	Sell 9 vs 21	Buy 33_Day
2025/02/07	Buy_9day	Sell 9 vs 21	Buy 33_Day
2025/02/10	Buy_9day	Buy 9 vs 21	Buy 33_Day
2025/02/11	Buy_9day	Buy 9 vs 21	Buy 33_Day
2025/02/12	Buy_9day	Buy 9 vs 21	Buy 33_Day
2025/02/13	Buy_9day	Buy 9 vs 21	Buy 33_Day
2025/02/14	Buy_9day	Buy 9 vs 21	Buy 33_Day
2025/02/17	Buy_9day	Buy 9 vs 21	Buy 33_Day
2025/02/18	Buy_9day	Buy 9 vs 21	Buy 33_Day



(+) : Mom Days	51
(-) : Mom Days	0
Guided : Factor	33 day
324_Buy Guidance	0.0%
324_Sell Guidance	100.0%
Mom_75 (days)	24.2%
9 vs 21 day	2.99%
Price vs 9 day	2.58%

S
e
|
|

HSBA.LSE

Hsbc Holdings Plc

Financials

Banks

United Kingdom

Market Cap : (B)

128 585

INGA.AMS

Ing Group

Financials

Banks

Netherlands

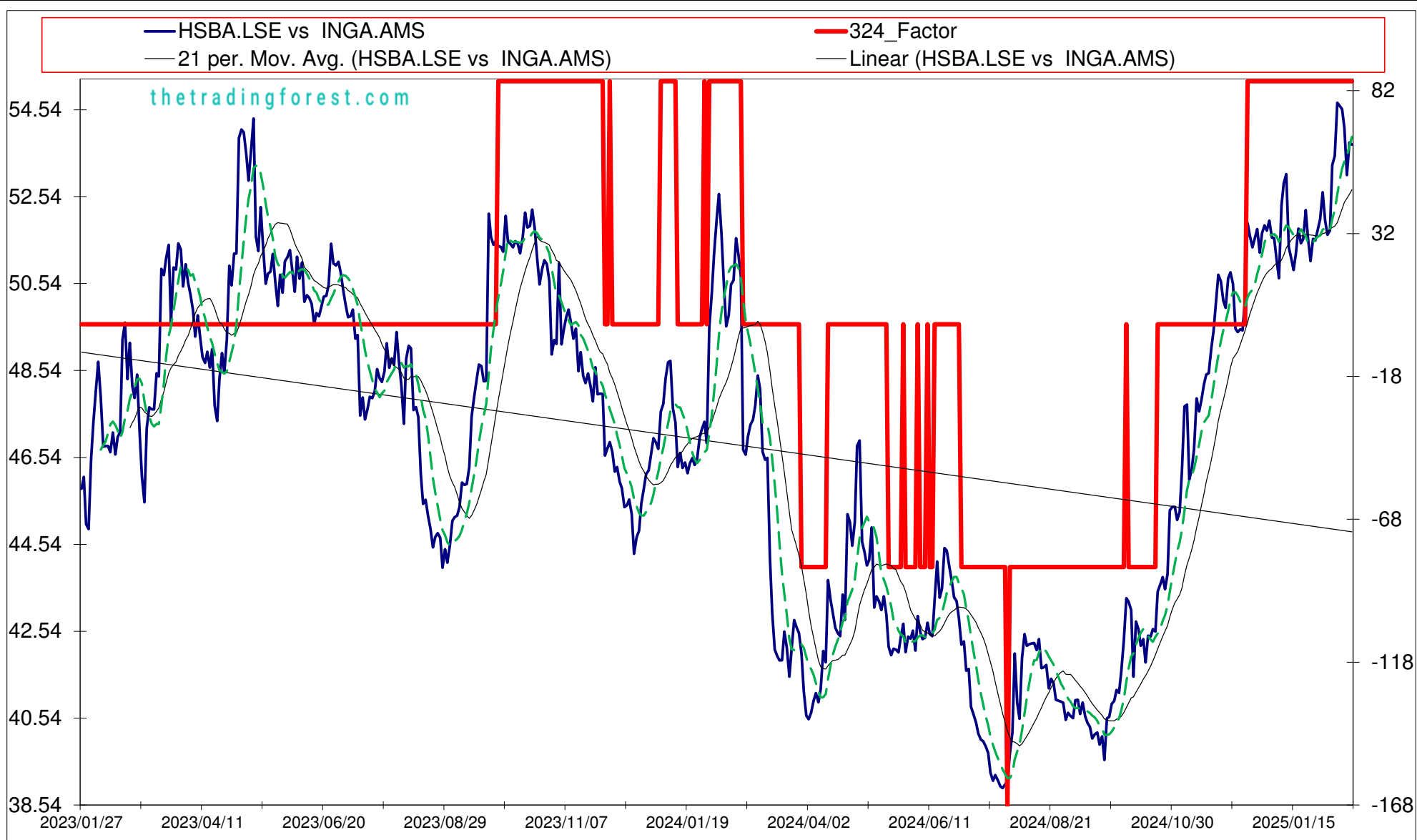
Market Cap : (B)

46 100


Follow the " 3day to 5day waiting period " before entering the trade : understand the Graph, Trend and Variables

Plan your enrty levels. Focus on the process not the outcome. Expect further short-term deviation from the trade signal. "Patience"

-2.647										12.257					-4.630	
Date	Price or Relative Price	Short_Term_ Radar	Medium_ Term_Radar	Caterpillar_ %	Wise_ Owl(Rnk)	324_Factor	Factor_324	Defcon _Index	Defcon _Index_Trade	Margin of Safety	75_Day_Mom	Trade_Rating (Guidance)	Trendsum			
2024/12/18	51.794	No Trade	No Trade	59.95%	50	Research	85	97	Research Defon Sell	11.40%	26.44%	B	17			
2024/12/19	51.253	No Trade	No Trade	53.75%	50	Research	85	96	Research Defon Sell	10.22%	26.13%	B	16			
2024/12/20	51.699	No Trade	No Trade	58.72%	50	Research	85	97	Research Defon Sell	11.17%	26.40%	B	14			
2024/12/23	51.878	No Trade	No Trade	60.53%	50	Research	85	97	Research Defon Sell	11.51%	27.82%	B	14			
2024/12/27	51.758	No Trade	No Trade	58.88%	50	Research	85	97	Research Defon Sell	11.20%	28.01%	B	10			
2024/12/30	51.989	No Trade	No Trade	61.25%	50	Research	85	98	Research Defon Sell	11.65%	28.88%	B	8			
2025/01/02	51.601	No Trade	No Trade	56.65%	50	Research	85	97	Research Defon Sell	10.77%	28.75%	B	8			
2025/01/03	51.589	No Trade	No Trade	57.07%	50	Research	85	97	Research Defon Sell	10.73%	28.43%	B	8			
2025/01/06	51.081	No Trade	No Trade	51.04%	50	Research	85	96	Research Defon Sell	9.60%	27.03%	B	7			
2025/01/07	50.666	No Trade	No Trade	46.24%	50	Research	85	95	Research Defon Sell	8.70%	26.87%	B	5			
2025/01/08	52.335	No Trade	No Trade	65.20%	50	Research	85	98	Research Defon Sell	12.26%	30.44%	B	5			
2025/01/09	52.852	No Trade	No Trade	71.01%	50	Research	85	98	Research Defon Sell	13.36%	33.53%	B	5			
2025/01/10	53.061	No Trade	No Trade	73.32%	50	Research	85	99	Research Defon Sell	13.79%	30.88%	B	4			
2025/01/13	51.377	No Trade	No Trade	53.90%	50	Research	85	96	Research Defon Sell	10.14%	26.63%	B	3			
2025/01/14	51.139	No Trade	No Trade	51.11%	50	Research	85	95	Research Defon Sell	9.62%	25.12%	B	1			
2025/01/15	50.853	No Trade	No Trade	47.79%	30	Research	85	95	Research Defon Sell	8.99%	24.22%	C	1			
2025/01/16	51.234	No Trade	No Trade	52.05%	50	Research	85	95	Research Defon Sell	9.79%	24.38%	B	1			
2025/01/17	51.807	No Trade	No Trade	58.51%	50	Research	85	96	Research Defon Sell	11.01%	25.99%	B	2			
2025/01/20	51.472	No Trade	No Trade	54.46%	50	Research	85	96	Research Defon Sell	10.25%	23.65%	B	3			
2025/01/21	51.562	No Trade	No Trade	55.41%	50	Research	85	96	Research Defon Sell	10.42%	21.80%	B	3			
2025/01/22	52.234	No Trade	No Trade	62.99%	50	Research	85	97	Research Defon Sell	11.85%	20.62%	B	5			
2025/01/23	51.586	No Trade	No Trade	55.54%	50	Research	85	96	Research Defon Sell	10.45%	19.35%	B	6			
2025/01/24	51.061	No Trade	No Trade	49.49%	30	Research	85	95	Research Defon Sell	9.31%	18.66%	C	4			
2025/01/27	51.570	No Trade	No Trade	55.06%	50	Research	85	96	Research Defon Sell	10.36%	24.28%	B	5			
2025/01/28	51.532	No Trade	No Trade	54.55%	50	Research	85	96	Research Defon Sell	10.26%	20.49%	B	3			
2025/01/29	51.791	No Trade	No Trade	60.51%	50	Research	85	96	Research Defon Sell	10.80%	21.61%	B	3			
2025/01/30	52.025	No Trade	No Trade	63.23%	50	Research	85	97	Research Defon Sell	11.29%	23.26%	B	2			
2025/01/31	52.646	No Trade	No Trade	70.59%	50	Research	85	98	Research Defon Sell	12.60%	24.28%	B	4			
2025/02/03	51.987	No Trade	No Trade	62.46%	50	Research	85	97	Research Defon Sell	11.15%	24.30%	B	7			
2025/02/04	51.664	No Trade	No Trade	58.51%	50	Research	85	96	Research Defon Sell	10.45%	21.74%	B	7			
2025/02/05	51.766	No Trade	No Trade	59.66%	50	Research	85	96	Research Defon Sell	10.65%	22.04%	B	6			
2025/02/06	53.266	No Trade	No Trade	77.54%	50	Research	85	99	Research Defon Sell	13.84%	25.07%	B	8			
2025/02/07	53.482	No Trade	No Trade	80.04%	50	Research	85	99	Research Defon Sell	14.29%	25.73%	A	11			
2025/02/10	54.705	No Trade	No Trade	94.44%	50	Research	85	100	Research Defon Sell	16.86%	25.88%	A	14			
2025/02/11	54.636	No Trade	No Trade	93.53%	50	Research	85	100	Research Defon Sell	16.70%	25.28%	A	18			
2025/02/12	54.554	No Trade	No Trade	92.46%	50	Research	85	100	Research Defon Sell	16.51%	24.59%	A	19			
2025/02/13	54.121	No Trade	No Trade	87.21%	50	Research	85	99	Research Defon Sell	15.57%	24.40%	B	19			
2025/02/14	53.037	No Trade	No Trade	74.16%	50	Research	85	97	Research Defon Sell	13.24%	20.94%	B	16			
2025/02/17	53.784	No Trade	No Trade	82.84%	50	Research	85	98	Research Defon Sell	14.79%	18.66%	B	15			
2025/02/18	53.740	Sell_Panda_ST	No Trade	82.24%	50	Research	85	98	Research Defon Sell	14.68%	18.36%	B	13			



Date	9 day	9 vs 21 day	33 day
2024/12/30	Buy_9day	Buy 9 vs 21	Buy 33_Day
2025/01/02	Sell_9day	Buy 9 vs 21	Buy 33_Day
2025/01/03	Sell_9day	Buy 9 vs 21	Buy 33_Day
2025/01/06	Sell_9day	Buy 9 vs 21	Buy 33_Day
2025/01/07	Sell_9day	Buy 9 vs 21	Buy 33_Day
2025/01/08	Buy_9day	Buy 9 vs 21	Buy 33_Day
2025/01/09	Buy_9day	Buy 9 vs 21	Buy 33_Day
2025/01/10	Buy_9day	Buy 9 vs 21	Buy 33_Day
2025/01/13	Sell_9day	Buy 9 vs 21	Buy 33_Day
2025/01/14	Sell_9day	Buy 9 vs 21	Buy 33_Day
2025/01/15	Sell_9day	Buy 9 vs 21	Sell 33_Day
2025/01/16	Sell_9day	Sell 9 vs 21	Buy 33_Day
2025/01/17	Buy_9day	Buy 9 vs 21	Buy 33_Day
2025/01/20	Sell_9day	Buy 9 vs 21	Buy 33_Day
2025/01/21	Sell_9day	Buy 9 vs 21	Buy 33_Day
2025/01/22	Buy_9day	Sell 9 vs 21	Buy 33_Day
2025/01/23	Buy_9day	Sell 9 vs 21	Buy 33_Day
2025/01/24	Sell_9day	Sell 9 vs 21	Sell 33_Day
2025/01/27	Buy_9day	Sell 9 vs 21	Buy 33_Day
2025/01/28	Sell_9day	Sell 9 vs 21	Buy 33_Day
2025/01/29	Buy_9day	Sell 9 vs 21	Buy 33_Day
2025/01/30	Buy_9day	Buy 9 vs 21	Buy 33_Day
2025/01/31	Buy_9day	Buy 9 vs 21	Buy 33_Day
2025/02/03	Buy_9day	Buy 9 vs 21	Buy 33_Day
2025/02/04	Sell_9day	Buy 9 vs 21	Sell 33_Day
2025/02/05	Sell_9day	Sell 9 vs 21	Buy 33_Day
2025/02/06	Buy_9day	Buy 9 vs 21	Buy 33_Day
2025/02/07	Buy_9day	Buy 9 vs 21	Buy 33_Day
2025/02/10	Buy_9day	Buy 9 vs 21	Buy 33_Day
2025/02/11	Buy_9day	Buy 9 vs 21	Buy 33_Day
2025/02/12	Buy_9day	Buy 9 vs 21	Buy 33_Day
2025/02/13	Buy_9day	Buy 9 vs 21	Buy 33_Day
2025/02/14	Sell_9day	Buy 9 vs 21	Buy 33_Day
2025/02/17	Buy_9day	Buy 9 vs 21	Buy 33_Day
2025/02/18	Sell_9day	Buy 9 vs 21	Buy 33_Day

Strategy Universe		Euro_Bank_Pairs		Ascendant guidance		Trade		Strategy_Open Date		2025/01/24		Caterpillar Guidance		Trade			
<div><div><div>— HSBA.LSE</div><div>----- 21 per. Mov. Avg. (HSBA.LSE)</div><div>— Linear (HSBA.LSE)</div></div></div>														(+): Mom Days		87	
														(-): Mom Days		0	
														Guided: Factor		66 day	
														324_Buy Guidance		0.0%	
														324_Sell Guidance		98.2%	
														Mom_75 (days)		18.4%	
														9 vs 21 day		2.32%	
														Price vs 9 day		-0.34%	

S
e
|
|

BN.PAR

Danone Sa

Consumer Staples

Food Producers

France

Market Cap : (B)

42 134

EXH3.ETR

iShares :Food & Beverage : - (EUR Listing)

Europe ETF : Sector

ETF_Europe_

Europe

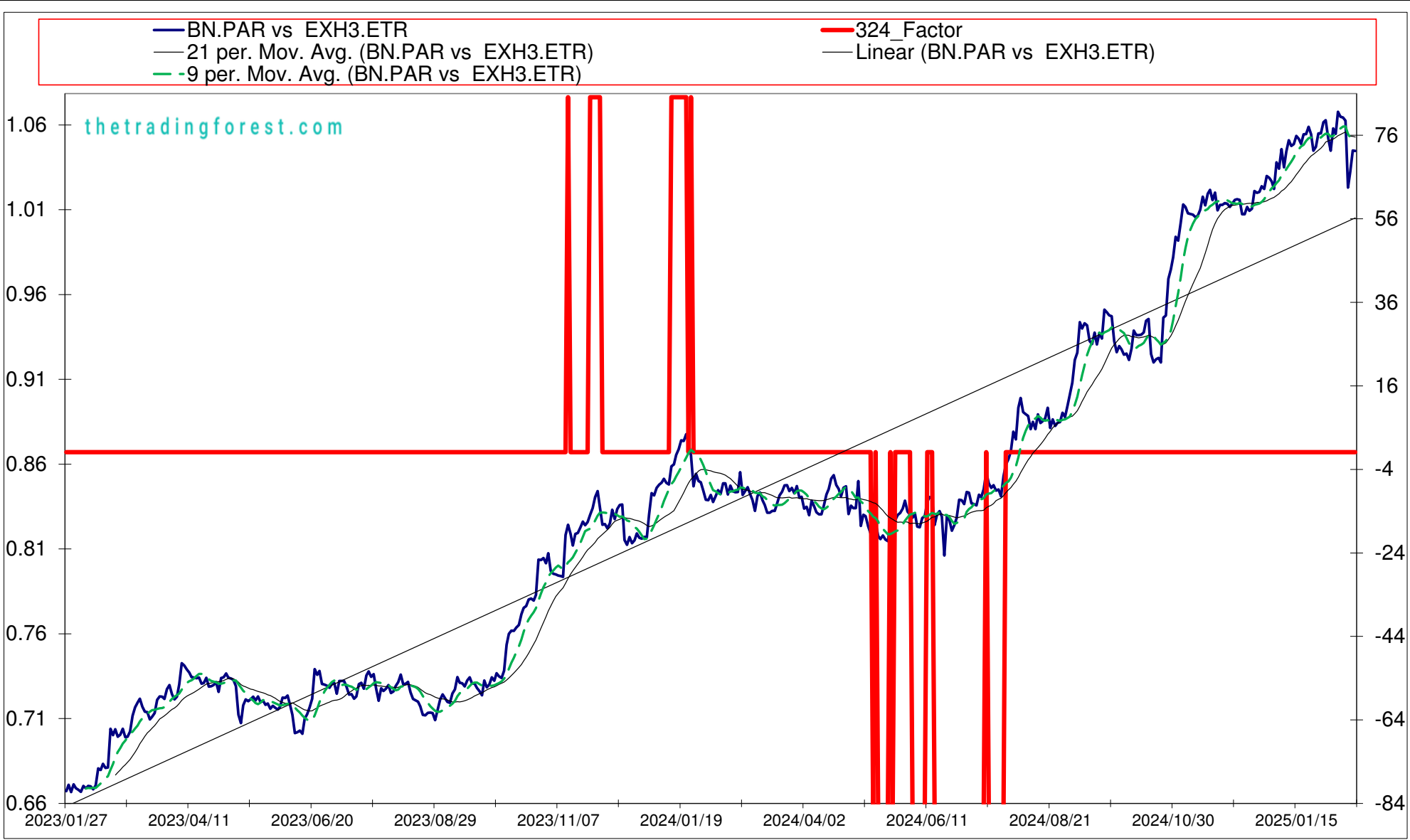
Market Cap : (B)

#VALUE!

Follow the " 3day to 5day waiting period " before entering the trade : understand the Graph, Trend and Variables

Plan your enrty levels. Focus on the process not the outcome. Expect further short-term deviation from the trade signal. "Patience"

-2.284															52.382															-22.933														
Date	Price or Relative Price	Short_Term_ Radar	Medium_ Term_Radar	Caterpillar_ %	Wise_ Owl(Rnk)	324_Factor	Factor_324	Defcon _Index	Defcon _Index_Trade		Margin of Safety	75_Day_Mom	Trade_Rating (Guidance)	Trendsum																														
2024/12/18	1.020	No Trade	No Trade	40.62%	0	Absolutely No	0	100	Research	Defon Sell	3.18%	10.23%	C	1																														
2024/12/19	1.023	No Trade	No Trade	44.26%	0	Absolutely No	0	100	Research	Defon Sell	3.46%	8.49%	C	4																														
2024/12/20	1.022	No Trade	No Trade	41.62%	0	Absolutely No	0	100	Research	Defon Sell	3.26%	8.76%	C	9																														
2024/12/23	1.029	No Trade	No Trade	49.36%	0	Absolutely No	0	100	Research	Defon Sell	3.86%	9.21%	C	13																														
2024/12/27	1.028	No Trade	No Trade	45.14%	0	Absolutely No	0	100	Research	Defon Sell	3.53%	9.25%	C	16																														
2024/12/30	1.026	No Trade	No Trade	40.25%	0	Absolutely No	0	100	Research	Defon Sell	3.15%	10.10%	C	17																														
2025/01/02	1.022	No Trade	No Trade	32.35%	0	Absolutely No	0	99	Research	Defon Sell	2.53%	9.82%	C	16																														
2025/01/03	1.038	No Trade	No Trade	51.86%	0	Absolutely No	0	100	Research	Defon Sell	4.06%	10.71%	C	16																														
2025/01/06	1.034	No Trade	No Trade	45.00%	0	Absolutely No	0	100	Research	Defon Sell	3.52%	11.15%	C	16																														
2025/01/07	1.045	No Trade	No Trade	59.01%	0	Absolutely No	0	100	Research	Defon Sell	4.62%	11.56%	C	18																														
2025/01/08	1.035	No Trade	No Trade	44.50%	0	Absolutely No	0	99	Research	Defon Sell	3.48%	10.81%	C	20																														
2025/01/09	1.044	No Trade	No Trade	55.66%	0	Absolutely No	0	100	Research	Defon Sell	4.36%	9.80%	C	23																														
2025/01/10	1.051	No Trade	No Trade	63.62%	0	Absolutely No	0	100	Research	Defon Sell	4.98%	10.70%	C	27																														
2025/01/13	1.047	No Trade	No Trade	57.11%	0	Absolutely No	0	100	Research	Defon Sell	4.47%	10.54%	C	28																														
2025/01/14	1.048	No Trade	No Trade	57.78%	0	Absolutely No	0	100	Research	Defon Sell	4.52%	10.72%	C	29																														
2025/01/15	1.053	No Trade	No Trade	63.20%	30	Absolutely No	0	100	Research	Defon Sell	4.95%	12.97%	C	32																														
2025/01/16	1.051	No Trade	No Trade	60.39%	30	Absolutely No	0	100	Research	Defon Sell	4.73%	13.59%	C	33																														
2025/01/17	1.048	No Trade	No Trade	55.86%	30	Absolutely No	0	100	Research	Defon Sell	4.37%	12.83%	C	34																														
2025/01/20	1.054	No Trade	No Trade	60.84%	30	Absolutely No	0	100	Research	Defon Sell	4.76%	13.66%	C	35																														
2025/01/21	1.054	No Trade	No Trade	60.38%	30	Absolutely No	0	100	Research	Defon Sell	4.73%	14.08%	C	35																														
2025/01/22	1.058	No Trade	No Trade	65.18%	30	Absolutely No	0	100	Research	Defon Sell	5.10%	14.47%	C	38																														
2025/01/23	1.054	No Trade	No Trade	58.74%	30	Absolutely No	0	100	Research	Defon Sell	4.60%	14.43%	C	40																														
2025/01/24	1.044	No Trade	No Trade	45.90%	30	Absolutely No	0	99	Research	Defon Sell	3.59%	12.60%	C	38																														
2025/01/27	1.047	Sell_Panda_ST	No Trade	46.69%	30	Absolutely No	0	99	Research	Defon Sell	3.65%	11.55%	C	35																														
2025/01/28	1.055	No Trade	No Trade	56.01%	0	Absolutely No	0	100	Research	Defon Sell	4.38%	12.71%	C	30																														
2025/01/29	1.055	No Trade	No Trade	55.22%	0	Absolutely No	0	100	Research	Defon Sell	4.32%	12.70%	C	27																														
2025/01/30	1.061	No Trade	No Trade	62.88%	0	Absolutely No	0	100	Research	Defon Sell	4.92%	13.39%	C	26																														
2025/01/31	1.062	No Trade	No Trade	63.72%	0	Absolutely No	0	100	Research	Defon Sell	4.99%	13.35%	C	26																														
2025/02/03	1.052	No Trade	No Trade	48.41%	0	Absolutely No	0	99	Research	Defon Sell	3.79%	11.42%	C	26																														
2025/02/04	1.044	No Trade	No Trade	38.28%	0	Absolutely No	0	98	Research	Defon Sell	3.00%	10.50%	C	22																														
2025/02/05	1.057	No Trade	No Trade	54.09%	0	Absolutely No	0	100	Research	Defon Sell	4.23%	14.38%	C	18																														
2025/02/06	1.054	No Trade	No Trade	49.38%	0	Absolutely No	0	99	Research	Defon Sell	3.86%	14.65%	C	14																														
2025/02/07	1.067	No Trade	No Trade	65.09%	0	Absolutely No	0	100	Research	Defon Sell	5.09%	15.84%	C	14																														
2025/02/10	1.064	No Trade	No Trade	59.27%	0	Absolutely No	0	100	Research	Defon Sell	4.64%	15.42%	C	14																														
2025/02/11	1.064	No Trade	No Trade	57.99%	0	Absolutely No	0	100	Research	Defon Sell	4.54%	15.70%	C	14																														
2025/02/12	1.062	No Trade	No Trade	55.05%	0	Absolutely No	0	100	Research	Defon Sell	4.31%	12.28%	C	14																														
2025/02/13	1.023	No Trade	No Trade	4.84%	0	Absolutely No	0	96	Research	Defon Sell	0.38%	7.97%	C	8																														
2025/02/14	1.032	No Trade	No Trade	15.87%	0	Absolutely No	0	97	Research	Defon Sell	1.24%	6.52%	C	4																														
2025/02/17	1.045	No Trade	No Trade	29.59%	0	Absolutely No	0	98	Research	Defon Sell	2.32%	7.19%	C	1																														
2025/02/18	1.044	No Trade	No Trade	28.51%	0	Absolutely No	0	98	Research	Defon Sell	2.23%	6.39%	C	0																														





Date	9 day	9 vs 21 day	33 day
2024/12/30	Buy_9day	Buy 9 vs 21	Buy 33_Day
2025/01/02	Sell_9day	Buy 9 vs 21	Buy 33_Day
2025/01/03	Buy_9day	Buy 9 vs 21	Buy 33_Day
2025/01/06	Buy_9day	Buy 9 vs 21	Buy 33_Day
2025/01/07	Buy_9day	Buy 9 vs 21	Buy 33_Day
2025/01/08	Buy_9day	Buy 9 vs 21	Buy 33_Day
2025/01/09	Buy_9day	Buy 9 vs 21	Buy 33_Day
2025/01/10	Buy_9day	Buy 9 vs 21	Buy 33_Day
2025/01/13	Buy_9day	Buy 9 vs 21	Buy 33_Day
2025/01/14	Buy_9day	Buy 9 vs 21	Buy 33_Day
2025/01/15	Buy_9day	Buy 9 vs 21	Buy 33_Day
2025/01/16	Buy_9day	Buy 9 vs 21	Buy 33_Day
2025/01/17	Buy_9day	Buy 9 vs 21	Buy 33_Day
2025/01/20	Buy_9day	Buy 9 vs 21	Buy 33_Day
2025/01/21	Buy_9day	Buy 9 vs 21	Buy 33_Day
2025/01/22	Buy_9day	Buy 9 vs 21	Buy 33_Day
2025/01/23	Buy_9day	Buy 9 vs 21	Buy 33_Day
2025/01/24	Sell_9day	Buy 9 vs 21	Buy 33_Day
2025/01/27	Sell_9day	Buy 9 vs 21	Buy 33_Day
2025/01/28	Buy_9day	Buy 9 vs 21	Buy 33_Day
2025/01/29	Buy_9day	Buy 9 vs 21	Buy 33_Day
2025/01/30	Buy_9day	Buy 9 vs 21	Buy 33_Day
2025/01/31	Buy_9day	Buy 9 vs 21	Buy 33_Day
2025/02/03	Sell_9day	Buy 9 vs 21	Buy 33_Day
2025/02/04	Sell_9day	Buy 9 vs 21	Buy 33_Day
2025/02/05	Buy_9day	Buy 9 vs 21	Buy 33_Day
2025/02/06	Buy_9day	Buy 9 vs 21	Buy 33_Day
2025/02/07	Buy_9day	Buy 9 vs 21	Buy 33_Day
2025/02/10	Buy_9day	Buy 9 vs 21	Buy 33_Day
2025/02/11	Buy_9day	Buy 9 vs 21	Buy 33_Day
2025/02/12	Buy_9day	Buy 9 vs 21	Buy 33_Day
2025/02/13	Sell_9day	Buy 9 vs 21	Sell 33_Day
2025/02/14	Sell_9day	Sell 9 vs 21	Sell 33_Day
2025/02/17	Sell_9day	Sell 9 vs 21	Sell 33_Day
2025/02/18	Sell_9day	Sell 9 vs 21	Sell 33_Day

Strategy Universe	Rel vs Europe Consumer Staples	Ascendant guidance	Trade	Strategy_Open Date	2025/01/24	Caterpillar Guidance	Trade
						(+) : Mom Days	3
						(-) : Mom Days	0
						Guided : Factor	9 vs 21 day
						324_Buy Guidance	0.0%
						324_Sell Guidance	97.8%
						Mom_75 (days)	6.4%
						9 vs 21 day	-0.17%
						Price vs 9 day	-0.61%



Date	9 day	9 vs 21 day	33 day
2024/12/30	Buy_9day	Buy 9 vs 21	Buy 33_Day
2025/01/02	Buy_9day	Buy 9 vs 21	Buy 33_Day
2025/01/03	Buy_9day	Buy 9 vs 21	Buy 33_Day
2025/01/06	Sell_9day	Buy 9 vs 21	Buy 33_Day
2025/01/07	Sell_9day	Buy 9 vs 21	Buy 33_Day
2025/01/08	Buy_9day	Buy 9 vs 21	Buy 33_Day
2025/01/09	Buy_9day	Buy 9 vs 21	Buy 33_Day
2025/01/10	Buy_9day	Buy 9 vs 21	Buy 33_Day
2025/01/13	Buy_9day	Buy 9 vs 21	Buy 33_Day
2025/01/14	Sell_9day	Buy 9 vs 21	Buy 33_Day
2025/01/15	Sell_9day	Buy 9 vs 21	Buy 33_Day
2025/01/16	Buy_9day	Buy 9 vs 21	Buy 33_Day
2025/01/17	Buy_9day	Buy 9 vs 21	Buy 33_Day
2025/01/20	Sell_9day	Buy 9 vs 21	Buy 33_Day
2025/01/21	Sell_9day	Buy 9 vs 21	Buy 33_Day
2025/01/22	Sell_9day	Buy 9 vs 21	Buy 33_Day
2025/01/23	Sell_9day	Buy 9 vs 21	Buy 33_Day
2025/01/24	Sell_9day	Sell 9 vs 21	Sell 33_Day
2025/01/27	Sell_9day	Sell 9 vs 21	Sell 33_Day
2025/01/28	Sell_9day	Sell 9 vs 21	Sell 33_Day
2025/01/29	Sell_9day	Sell 9 vs 21	Sell 33_Day
2025/01/30	Sell_9day	Sell 9 vs 21	Sell 33_Day
2025/01/31	Buy_9day	Sell 9 vs 21	Buy 33_Day
2025/02/03	Sell_9day	Sell 9 vs 21	Sell 33_Day
2025/02/04	Sell_9day	Sell 9 vs 21	Sell 33_Day
2025/02/05	Sell_9day	Sell 9 vs 21	Sell 33_Day
2025/02/06	Sell_9day	Sell 9 vs 21	Sell 33_Day
2025/02/07	Sell_9day	Sell 9 vs 21	Sell 33_Day
2025/02/10	Buy_9day	Sell 9 vs 21	Sell 33_Day
2025/02/11	Buy_9day	Sell 9 vs 21	Sell 33_Day
2025/02/12	Buy_9day	Sell 9 vs 21	Sell 33_Day
2025/02/13	Buy_9day	Sell 9 vs 21	Sell 33_Day
2025/02/14	Sell_9day	Sell 9 vs 21	Sell 33_Day
2025/02/17	Sell_9day	Sell 9 vs 21	Sell 33_Day
2025/02/18	Sell_9day	Sell 9 vs 21	Sell 33_Day

Strategy Universe		Rel vs Europe Banks		Ascendant guidance		Trade		Strategy_Open Date		2025/01/24		Caterpillar Guidance		Trade			
<div><div><div><div>— HSBA.LSE</div><div>--- 21 per. Mov. Avg. (HSBA.LSE)</div><div>— Linear (HSBA.LSE)</div></div></div><div><div><div>— EXV1.ETR</div><div>--- 21 per. Mov. Avg. (EXV1.ETR)</div><div>— Linear (EXV1.ETR)</div></div></div></div>														(+): Mom Days		0	
(-): Mom Days		0															
Guided: Factor		9 vs 21 day															
324_Buy Guidance		0.0%															
324_Sell Guidance		87.5%															
Mom_75 (days)		3.1%															
9 vs 21 day		-0.63%															
Price vs 9 day		-0.22%															

S
e
i
i

ALV.ETR

Allianz Se

Financials

Life Insurance

Germany

Market Cap : (B)

112 459

Follow the " 3day to 5day waiting period " before entering the trade : understand the Graph, Trend and Variables

NN.AMS

Nn Group Nv

Financials

Nonlife Insurance

Netherlands

Market Cap : (B)

12 229

Plan your enrty levels. Focus on the process not the outcome. Expect further short-term deviation from the trade signal. "Patience"

-3.279														6.898		-2.104	
Date	Price or Relative Price	Short_Term_ Radar	Medium_ Term_Radar	Caterpillar_ %	Wise_ Owl(Rnk)	324_Factor	Factor_324	Defcon _Index	Defcon _Index_Trade	Margin of Safety	75_Day_Mom	Trade_Rating (Guidance)	Trendsum				
2024/12/18	7.122	No Trade	No Trade	39.36%	0	Absolutely No	0	95	Research Defon Sell	8.58%	12.17%	C	22				
2024/12/19	7.165	No Trade	No Trade	42.30%	0	Absolutely No	0	96	Research Defon Sell	9.22%	14.79%	C	24				
2024/12/20	7.124	No Trade	No Trade	39.43%	0	Absolutely No	0	95	Research Defon Sell	8.60%	12.68%	C	28				
2024/12/23	7.089	No Trade	No Trade	36.90%	0	Absolutely No	0	95	Research Defon Sell	8.04%	11.05%	C	30				
2024/12/27	7.033	Sell_Panda_ST	No Trade	32.80%	0	Absolutely No	0	94	Research Defon Sell	7.15%	10.63%	C	30				
2024/12/30	7.074	Sell_Panda_ST	No Trade	35.60%	0	Absolutely No	0	95	Research Defon Sell	7.76%	10.58%	C	27				
2025/01/02	6.988	Sell_Panda_ST	Sell_Panda_ST	29.51%	0	Absolutely No	0	93	Research Defon Sell	6.43%	9.02%	C	22				
2025/01/03	7.005	Sell_Panda_ST	Sell_Panda_ST	30.65%	0	Absolutely No	0	94	Research Defon Sell	6.68%	8.93%	C	17				
2025/01/06	6.968	No Trade	No Trade	27.93%	0	Absolutely No	0	93	Research Defon Sell	6.09%	7.75%	C	11				
2025/01/07	6.994	No Trade	No Trade	29.77%	0	Absolutely No	0	94	Research Defon Sell	6.49%	7.27%	C	5				
2025/01/08	7.200	No Trade	No Trade	51.70%	0	Absolutely No	0	96	Research Defon Sell	9.61%	10.97%	C	3				
2025/01/09	7.219	No Trade	No Trade	58.30%	0	Absolutely No	0	96	Research Defon Sell	9.89%	11.14%	C	2				
2025/01/10	7.170	No Trade	No Trade	53.88%	0	Absolutely No	0	96	Research Defon Sell	9.14%	9.28%	C	3				
2025/01/13	7.130	No Trade	No Trade	50.19%	0	Absolutely No	0	95	Research Defon Sell	8.51%	8.75%	C	5				
2025/01/14	7.073	No Trade	No Trade	45.06%	0	Absolutely No	0	94	Research Defon Sell	7.64%	7.39%	C	5				
2025/01/15	7.128	No Trade	No Trade	49.92%	0	Absolutely No	0	95	Research Defon Sell	8.47%	7.68%	C	3				
2025/01/16	7.068	No Trade	No Trade	44.53%	0	Absolutely No	0	94	Research Defon Sell	7.55%	6.99%	C	1				
2025/01/17	7.022	No Trade	No Trade	40.35%	0	Absolutely No	0	94	Research Defon Sell	6.84%	6.56%	C	-1				
2025/01/20	7.074	No Trade	No Trade	44.87%	0	Absolutely No	0	94	Research Defon Sell	7.61%	7.57%	C	-5				
2025/01/21	7.007	No Trade	No Trade	38.85%	0	Absolutely No	0	93	Research Defon Sell	6.59%	6.11%	C	-9				
2025/01/22	7.108	No Trade	No Trade	47.84%	0	Absolutely No	0	95	Research Defon Sell	8.12%	6.78%	C	-11				
2025/01/23	7.234	No Trade	No Trade	59.05%	0	Absolutely No	0	96	Research Defon Sell	10.02%	8.71%	C	-11				
2025/01/24	7.191	No Trade	No Trade	55.20%	0	Absolutely No	0	96	Research Defon Sell	9.36%	8.20%	C	-9				
2025/01/27	7.250	No Trade	No Trade	60.31%	50	Research	85	96	Research Defon Sell	10.23%	9.44%	C	-6				
2025/01/28	7.194	No Trade	No Trade	55.24%	50	Research	85	96	Research Defon Sell	9.37%	9.67%	C	-2				
2025/01/29	7.068	No Trade	No Trade	43.97%	30	Research	85	94	Research Defon Sell	7.46%	8.71%	C	-1				
2025/01/30	7.128	No Trade	No Trade	49.32%	30	Research	85	95	Research Defon Sell	8.37%	8.50%	C	0				
2025/01/31	7.070	No Trade	No Trade	44.06%	30	Research	85	94	Research Defon Sell	7.47%	7.53%	C	-1				
2025/02/03	7.167	No Trade	No Trade	52.62%	50	Research	85	95	Research Defon Sell	8.93%	8.92%	C	-4				
2025/02/04	7.256	No Trade	No Trade	60.53%	50	Research	85	96	Research Defon Sell	10.27%	10.77%	C	-4				
2025/02/05	7.263	No Trade	No Trade	64.46%	50	Research	85	97	Research Defon Sell	10.37%	11.68%	C	0				
2025/02/06	7.225	No Trade	No Trade	60.84%	50	Research	85	96	Research Defon Sell	9.78%	10.39%	C	3				
2025/02/07	7.198	No Trade	No Trade	58.25%	50	Research	85	96	Research Defon Sell	9.37%	10.31%	C	5				
2025/02/10	7.199	No Trade	No Trade	58.20%	50	Research	85	96	Research Defon Sell	9.36%	11.61%	C	7				
2025/02/11	7.189	No Trade	No Trade	57.22%	50	Research	85	96	Research Defon Sell	9.20%	12.03%	C	9				
2025/02/12	7.170	No Trade	No Trade	61.88%	50	Research	85	95	Research Defon Sell	8.91%	12.24%	C	10				
2025/02/13	7.323	No Trade	No Trade	77.92%	50	Research	85	97	Research Defon Sell	11.22%	14.56%	C	13				
2025/02/14	7.199	No Trade	No Trade	64.75%	50	Research	85	95	Research Defon Sell	9.33%	12.57%	C	13				
2025/02/17	7.280	No Trade	No Trade	73.18%	50	Research	85	96	Research Defon Sell	10.54%	13.27%	C	11				
2025/02/18	7.247	No Trade	No Trade	69.66%	50	Research	85	96	Research Defon Sell	10.03%	11.91%	C	8				



Date	9 day	9 vs 21 day	33 day
2024/12/30	Sell_9day	Buy 9 vs 21	Buy 33_Day
2025/01/02	Sell_9day	Buy 9 vs 21	Buy 33_Day
2025/01/03	Sell_9day	Buy 9 vs 21	Buy 33_Day
2025/01/06	Sell_9day	Buy 9 vs 21	Buy 33_Day
2025/01/07	Sell_9day	Sell 9 vs 21	Buy 33_Day
2025/01/08	Buy_9day	Sell 9 vs 21	Buy 33_Day
2025/01/09	Buy_9day	Sell 9 vs 21	Buy 33_Day
2025/01/10	Buy_9day	Sell 9 vs 21	Buy 33_Day
2025/01/13	Buy_9day	Buy 9 vs 21	Buy 33_Day
2025/01/14	Sell_9day	Sell 9 vs 21	Buy 33_Day
2025/01/15	Buy_9day	Buy 9 vs 21	Buy 33_Day
2025/01/16	Sell_9day	Buy 9 vs 21	Buy 33_Day
2025/01/17	Sell_9day	Buy 9 vs 21	Sell 33_Day
2025/01/20	Sell_9day	Buy 9 vs 21	Buy 33_Day
2025/01/21	Sell_9day	Buy 9 vs 21	Sell 33_Day
2025/01/22	Buy_9day	Buy 9 vs 21	Buy 33_Day
2025/01/23	Buy_9day	Buy 9 vs 21	Buy 33_Day
2025/01/24	Buy_9day	Buy 9 vs 21	Buy 33_Day
2025/01/27	Buy_9day	Buy 9 vs 21	Buy 33_Day
2025/01/28	Buy_9day	Buy 9 vs 21	Buy 33_Day
2025/01/29	Sell_9day	Buy 9 vs 21	Sell 33_Day
2025/01/30	Sell_9day	Buy 9 vs 21	Buy 33_Day
2025/01/31	Sell_9day	Buy 9 vs 21	Sell 33_Day
2025/02/03	Buy_9day	Buy 9 vs 21	Buy 33_Day
2025/02/04	Buy_9day	Buy 9 vs 21	Buy 33_Day
2025/02/05	Buy_9day	Buy 9 vs 21	Buy 33_Day
2025/02/06	Buy_9day	Buy 9 vs 21	Buy 33_Day
2025/02/07	Buy_9day	Buy 9 vs 21	Buy 33_Day
2025/02/10	Buy_9day	Buy 9 vs 21	Buy 33_Day
2025/02/11	Buy_9day	Buy 9 vs 21	Buy 33_Day
2025/02/12	Sell_9day	Buy 9 vs 21	Buy 33_Day
2025/02/13	Buy_9day	Buy 9 vs 21	Buy 33_Day
2025/02/14	Sell_9day	Buy 9 vs 21	Buy 33_Day
2025/02/17	Buy_9day	Buy 9 vs 21	Buy 33_Day
2025/02/18	Buy_9day	Buy 9 vs 21	Buy 33_Day

Strategy Universe	Euro_Ins_Pairs	Ascendant guidance	Trade	Strategy_Open Date	2025/01/24	Caterpillar Guidance	Trade
						(+) : Mom Days	60
						(-) : Mom Days	0
						Guided : Factor	33 day
						324_Buy Guidance	0.0%
						324_Sell Guidance	93.5%
						Mom_75 (days)	11.9%
						9 vs 21 day	0.51%
						Price vs 9 day	0.30%

S
e
l
l

CON.ETR

Continental Ag

Consumer Discretionary

Automobiles & Parts

Germany

Market Cap : (B)

12 364

PAH3.ETR

Porsche Automobil Holding Se - Prf Perpetual Eur 1

Consumer Discretionary

Automobiles & Parts

Germany

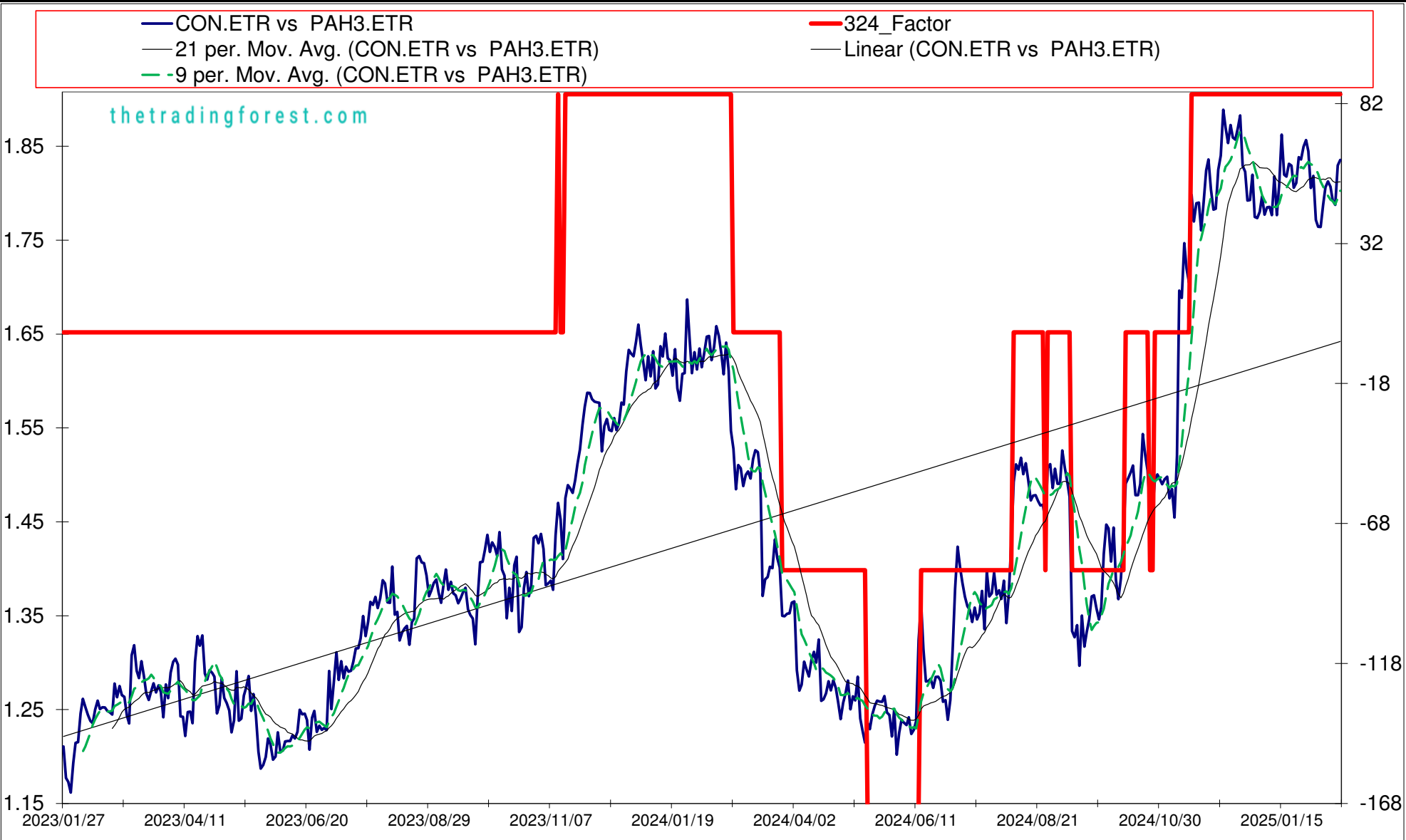
Market Cap : (B)

5 249

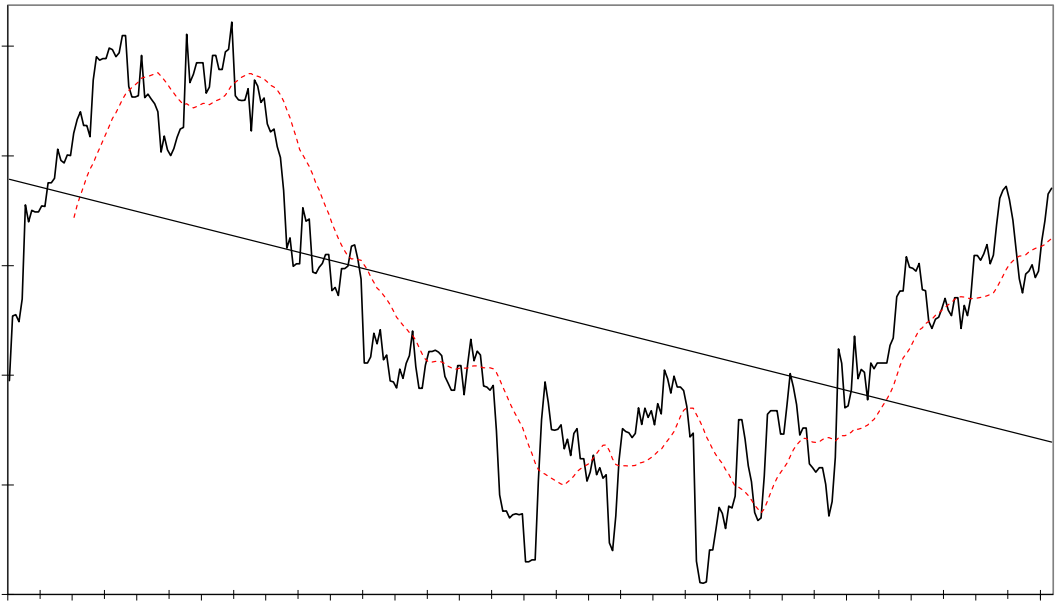

Follow the " 3day to 5day waiting period " before entering the trade : understand the Graph, Trend and Variables

Plan your enrty levels. Focus on the process not the outcome. Expect further short-term deviation from the trade signal. "Patience"

-2.340										30.752 -13.143			
Date	Price or Relative Price	Short_Term_ Radar	Medium_ Term_Radar	Caterpillar_ %	Wise_ Owl(Rnk)	324_Factor	Factor_324	Defcon _Index	Defcon _Index_Trade	Margin of Safety	75_Day_Mom	Trade_Rating (Guidance)	Trendsum
2024/12/18	1.824	Sell_Panda_ST	Sell_Panda_ST	74.00%	50	Research	85	97	Research Defon Sell	13.42%	20.87%	B	17
2024/12/19	1.794	Sell_Panda_ST	Sell_Panda_ST	63.29%	0	Research	85	0	Absolutely no Trade	11.48%	20.06%	C	14
2024/12/20	1.794	No Trade	No Trade	63.28%	0	Research	85	0	Absolutely no Trade	11.47%	21.41%	C	9
2024/12/23	1.821	No Trade	No Trade	71.81%	50	Research	85	96	Research Defon Sell	13.02%	36.40%	B	4
2024/12/27	1.776	No Trade	No Trade	55.66%	0	Research	85	0	Absolutely no Trade	10.09%	33.71%	C	1
2024/12/30	1.775	No Trade	No Trade	54.62%	0	Research	85	0	Absolutely no Trade	9.90%	32.34%	C	-4
2025/01/02	1.782	No Trade	No Trade	56.31%	0	Research	85	0	Absolutely no Trade	10.21%	37.25%	C	-8
2025/01/03	1.798	No Trade	No Trade	61.65%	50	Research	85	95	Research Defon Sell	11.18%	33.04%	B	-12
2025/01/06	1.779	No Trade	No Trade	54.34%	0	Research	85	0	Absolutely no Trade	9.85%	34.88%	C	-14
2025/01/07	1.787	No Trade	No Trade	56.81%	0	Research	85	0	Absolutely no Trade	10.30%	33.93%	C	-17
2025/01/08	1.787	No Trade	No Trade	56.77%	0	Research	85	0	Absolutely no Trade	10.29%	32.61%	C	-18
2025/01/09	1.778	No Trade	No Trade	53.62%	0	Research	85	0	Absolutely no Trade	9.72%	29.61%	C	-18
2025/01/10	1.820	No Trade	No Trade	67.46%	50	Research	85	96	Research Defon Sell	12.23%	32.50%	B	-16
2025/01/13	1.778	No Trade	No Trade	52.73%	0	Research	85	0	Absolutely no Trade	9.56%	30.82%	C	-14
2025/01/14	1.810	No Trade	No Trade	63.29%	50	Research	85	96	Research Defon Sell	11.48%	34.31%	B	-13
2025/01/15	1.864	No Trade	No Trade	81.44%	50	Research	85	99	Research Defon Sell	14.77%	36.98%	B	-13
2025/01/16	1.821	No Trade	No Trade	66.75%	50	Research	85	96	Research Defon Sell	12.10%	28.48%	B	-11
2025/01/17	1.819	No Trade	No Trade	65.85%	50	Research	85	96	Research Defon Sell	11.94%	25.58%	B	-12
2025/01/20	1.833	No Trade	No Trade	69.86%	50	Research	85	97	Research Defon Sell	12.67%	26.90%	B	-10
2025/01/21	1.831	No Trade	No Trade	68.96%	50	Research	85	97	Research Defon Sell	12.50%	29.93%	B	-10
2025/01/22	1.808	No Trade	No Trade	60.82%	50	Research	85	96	Research Defon Sell	11.03%	25.05%	B	-9
2025/01/23	1.813	No Trade	No Trade	62.29%	50	Research	85	96	Research Defon Sell	11.29%	30.35%	B	-9
2025/01/24	1.840	No Trade	No Trade	71.36%	50	Research	85	97	Research Defon Sell	12.94%	34.37%	B	-10
2025/01/27	1.838	No Trade	No Trade	69.96%	50	Research	85	97	Research Defon Sell	12.68%	32.07%	B	-9
2025/01/28	1.851	No Trade	No Trade	74.29%	50	Research	85	98	Research Defon Sell	13.47%	28.98%	B	-6
2025/01/29	1.858	No Trade	No Trade	76.52%	50	Research	85	98	Research Defon Sell	13.87%	24.51%	B	-4
2025/01/30	1.846	No Trade	No Trade	72.25%	50	Research	85	98	Research Defon Sell	13.10%	23.25%	B	-1
2025/01/31	1.807	No Trade	No Trade	58.88%	50	Research	85	96	Research Defon Sell	10.68%	20.14%	B	-2
2025/02/03	1.820	No Trade	No Trade	62.53%	50	Research	85	96	Research Defon Sell	11.34%	20.40%	B	-2
2025/02/04	1.773	No Trade	No Trade	46.53%	0	Research	85	0	Absolutely no Trade	8.44%	19.81%	C	-3
2025/02/05	1.766	No Trade	No Trade	43.88%	0	Research	85	0	Absolutely no Trade	7.96%	19.32%	C	-4
2025/02/06	1.766	No Trade	No Trade	43.63%	0	Research	85	0	Absolutely no Trade	7.91%	18.37%	C	-6
2025/02/07	1.790	No Trade	No Trade	51.44%	0	Research	85	0	Absolutely no Trade	9.33%	15.81%	C	-9
2025/02/10	1.808	No Trade	No Trade	57.02%	50	Research	85	96	Research Defon Sell	10.34%	18.76%	B	-12
2025/02/11	1.814	No Trade	No Trade	58.98%	50	Research	85	96	Research Defon Sell	10.69%	20.43%	B	-13
2025/02/12	1.809	No Trade	No Trade	56.84%	50	Research	85	96	Research Defon Sell	10.31%	23.59%	B	-15
2025/02/13	1.794	No Trade	No Trade	51.66%	0	Research	85	0	Absolutely no Trade	9.37%	22.43%	C	-14
2025/02/14	1.789	No Trade	No Trade	49.94%	0	Research	85	0	Absolutely no Trade	9.06%	19.60%	C	-12
2025/02/17	1.831	No Trade	No Trade	63.42%	50	Research	85	97	Research Defon Sell	11.50%	21.91%	B	-9
2025/02/18	1.837	No Trade	No Trade	65.18%	50	Research	85	97	Research Defon Sell	11.82%	22.72%	B	-6



Date	9 day	9 vs 21 day	33 day
2024/12/30	Sell_9day	Sell 9 vs 21	Sell 33_Day
2025/01/02	Sell_9day	Sell 9 vs 21	Sell 33_Day
2025/01/03	Sell_9day	Sell 9 vs 21	Sell 33_Day
2025/01/06	Sell_9day	Sell 9 vs 21	Sell 33_Day
2025/01/07	Sell_9day	Sell 9 vs 21	Sell 33_Day
2025/01/08	Sell_9day	Sell 9 vs 21	Sell 33_Day
2025/01/09	Sell_9day	Sell 9 vs 21	Sell 33_Day
2025/01/10	Buy_9day	Sell 9 vs 21	Buy 33_Day
2025/01/13	Sell_9day	Sell 9 vs 21	Sell 33_Day
2025/01/14	Buy_9day	Sell 9 vs 21	Sell 33_Day
2025/01/15	Buy_9day	Sell 9 vs 21	Buy 33_Day
2025/01/16	Buy_9day	Sell 9 vs 21	Buy 33_Day
2025/01/17	Buy_9day	Sell 9 vs 21	Sell 33_Day
2025/01/20	Buy_9day	Buy 9 vs 21	Buy 33_Day
2025/01/21	Buy_9day	Buy 9 vs 21	Buy 33_Day
2025/01/22	Sell_9day	Buy 9 vs 21	Sell 33_Day
2025/01/23	Sell_9day	Buy 9 vs 21	Sell 33_Day
2025/01/24	Buy_9day	Buy 9 vs 21	Buy 33_Day
2025/01/27	Buy_9day	Buy 9 vs 21	Buy 33_Day
2025/01/28	Buy_9day	Buy 9 vs 21	Buy 33_Day
2025/01/29	Buy_9day	Buy 9 vs 21	Buy 33_Day
2025/01/30	Buy_9day	Buy 9 vs 21	Buy 33_Day
2025/01/31	Sell_9day	Buy 9 vs 21	Sell 33_Day
2025/02/03	Sell_9day	Buy 9 vs 21	Buy 33_Day
2025/02/04	Sell_9day	Buy 9 vs 21	Sell 33_Day
2025/02/05	Sell_9day	Buy 9 vs 21	Sell 33_Day
2025/02/06	Sell_9day	Sell 9 vs 21	Sell 33_Day
2025/02/07	Sell_9day	Sell 9 vs 21	Sell 33_Day
2025/02/10	Buy_9day	Sell 9 vs 21	Buy 33_Day
2025/02/11	Buy_9day	Sell 9 vs 21	Buy 33_Day
2025/02/12	Buy_9day	Sell 9 vs 21	Buy 33_Day
2025/02/13	Buy_9day	Sell 9 vs 21	Sell 33_Day
2025/02/14	Sell_9day	Sell 9 vs 21	Sell 33_Day
2025/02/17	Buy_9day	Sell 9 vs 21	Buy 33_Day
2025/02/18	Buy_9day	Sell 9 vs 21	Buy 33_Day

Strategy Universe		Euro_Automobiles & Parts_Pairs		Ascendant guidance		Trade		Strategy_Open Date		2025/01/24		Caterpillar Guidance		Trade																															
<div><div><div>— CON.ETR</div><div>--- 21 per. Mov. Avg. (CON.ETR)</div><div>— Linear (CON.ETR)</div></div><div><div>— PAH3.ETR</div><div>--- 21 per. Mov. Avg. (PAH3.ETR)</div><div>— Linear (PAH3.ETR)</div></div></div> <tr><td colspan="2">(+): Mom Days</td><td colspan="2">90</td></tr> <tr><td colspan="2">(-): Mom Days</td><td colspan="2">0</td></tr> <tr><td colspan="2">Guided: Factor</td><td colspan="2">66 day</td></tr> <tr><td colspan="2">324_Buy Guidance</td><td colspan="2">0.0%</td></tr> <tr><td colspan="2">324_Sell Guidance</td><td colspan="2">97.2%</td></tr> <tr><td colspan="2">Mom_75 (days)</td><td colspan="2">22.7%</td></tr> <tr><td colspan="2">9 vs 21 day</td><td colspan="2">-0.53%</td></tr> <tr><td colspan="2">Price vs 9 day</td><td colspan="2">1.83%</td></tr>														(+): Mom Days		90		(-): Mom Days		0		Guided: Factor		66 day		324_Buy Guidance		0.0%		324_Sell Guidance		97.2%		Mom_75 (days)		22.7%		9 vs 21 day		-0.53%		Price vs 9 day		1.83%	
														(+): Mom Days		90																													
														(-): Mom Days		0																													
														Guided: Factor		66 day																													
														324_Buy Guidance		0.0%																													
														324_Sell Guidance		97.2%																													
														Mom_75 (days)		22.7%																													
														9 vs 21 day		-0.53%																													
Price vs 9 day		1.83%																																											

S
e
|
|

DGE.LSE

Diageo Plc

Consumer Staples

Food & Beverage

United Kingdom

Market Cap : (B)

53 298

Follow the " 3day to 5day waiting period " before entering the trade : understand the Graph, Trend and Variables

HEIA.AMS

Heineken N.V

Consumer Staples

Food, Beverage and Tobacco

Netherlands

Market Cap : (B)

39 574

Plan your enrty levels. Focus on the process not the outcome. Expect further short-term deviation from the trade signal. "Patience"

-2.567														14.828														-5.776													
Date	Price or Relative Price	Short_Term_ Radar	Medium_ Term_Radar	Caterpillar_ %	Wise_ Owl(Rnk)	324_Factor	Factor_324	Defcon _Index	Defcon _Index_Trade	Margin of Safety	75_Day_Mom	Trade_Rating (Guidance)	Trendsum																												
2024/12/18	36.206	No Trade	No Trade	47.20%	50	Research	85	92	Research Defon Sell	10.73%	22.66%	B	25																												
2024/12/19	36.517	No Trade	No Trade	51.31%	50	Research	85	93	Research Defon Sell	11.66%	23.37%	B	22																												
2024/12/20	36.658	No Trade	No Trade	53.14%	30	Research	85	93	Research Defon Sell	12.08%	23.22%	C	20																												
2024/12/23	36.540	No Trade	No Trade	51.33%	50	Research	85	93	Research Defon Sell	11.67%	23.76%	B	21																												
2024/12/27	36.644	No Trade	No Trade	52.43%	30	Research	85	93	Research Defon Sell	11.92%	23.99%	C	19																												
2024/12/30	36.776	No Trade	No Trade	53.98%	30	Research	85	94	Research Defon Sell	12.27%	21.86%	C	18																												
2025/01/02	36.942	No Trade	No Trade	55.99%	30	Research	85	94	Research Defon Sell	12.73%	23.42%	C	17																												
2025/01/03	36.146	No Trade	No Trade	45.23%	30	Research	85	92	Research Defon Sell	10.28%	20.13%	C	15																												
2025/01/06	36.676	No Trade	No Trade	52.13%	30	Research	85	94	Research Defon Sell	11.85%	18.33%	C	12																												
2025/01/07	36.538	No Trade	No Trade	50.20%	30	Research	85	94	Research Defon Sell	11.41%	18.26%	C	10																												
2025/01/08	37.389	No Trade	No Trade	61.55%	50	Research	85	95	Research Defon Sell	13.99%	18.76%	B	10																												
2025/01/09	37.998	No Trade	No Trade	69.64%	50	Research	85	97	Research Defon Sell	15.83%	20.74%	B	11																												
2025/01/10	37.650	No Trade	No Trade	64.90%	50	Research	85	96	Research Defon Sell	14.75%	17.01%	B	12																												
2025/01/13	37.020	No Trade	No Trade	56.23%	50	Research	85	96	Research Defon Sell	12.78%	13.40%	C	14																												
2025/01/14	36.470	No Trade	No Trade	48.78%	30	Research	85	95	Research Defon Sell	11.09%	13.26%	C	14																												
2025/01/15	36.791	No Trade	No Trade	53.01%	50	Research	85	96	Research Defon Sell	12.05%	11.03%	C	11																												
2025/01/16	36.339	No Trade	No Trade	46.88%	30	Research	85	95	Research Defon Sell	10.65%	10.78%	C	8																												
2025/01/17	36.731	No Trade	No Trade	52.05%	50	Research	85	96	Research Defon Sell	11.83%	12.38%	C	6																												
2025/01/20	36.651	No Trade	No Trade	50.76%	50	Research	85	95	Research Defon Sell	11.54%	10.42%	C	3																												
2025/01/21	36.811	No Trade	No Trade	52.83%	50	Research	85	96	Research Defon Sell	12.01%	10.97%	C	1																												
2025/01/22	36.448	No Trade	No Trade	47.90%	30	Research	85	95	Research Defon Sell	10.89%	9.38%	C	-2																												
2025/01/23	36.508	No Trade	No Trade	48.64%	50	Research	85	95	Research Defon Sell	11.05%	9.88%	C	-5																												
2025/01/24	37.737	No Trade	No Trade	65.02%	50	Research	85	98	Research Defon Sell	14.78%	14.78%	C	-4																												
2025/01/27	36.952	No Trade	No Trade	54.28%	50	Research	85	96	Research Defon Sell	12.34%	11.82%	C	-1																												
2025/01/28	36.767	No Trade	No Trade	52.95%	50	Research	85	96	Research Defon Sell	11.76%	11.85%	C	1																												
2025/01/29	36.119	No Trade	No Trade	44.02%	30	Research	85	94	Research Defon Sell	9.77%	9.03%	C	0																												
2025/01/30	35.960	No Trade	No Trade	41.76%	0	Research	85	0	Absolutely no Trade	9.27%	8.80%	C	-2																												
2025/01/31	36.051	No Trade	No Trade	43.15%	0	Research	85	0	Absolutely no Trade	9.53%	8.57%	C	-5																												
2025/02/03	35.725	No Trade	No Trade	38.45%	0	Research	85	0	Absolutely no Trade	8.50%	7.64%	C	-10																												
2025/02/04	35.545	No Trade	No Trade	35.91%	0	Research	85	0	Absolutely no Trade	7.93%	6.79%	C	-14																												
2025/02/05	34.342	No Trade	No Trade	19.31%	0	Absolutely No	0	0	Absolutely no Trade	4.26%	1.54%	C	-16																												
2025/02/06	33.460	No Trade	No Trade	7.11%	0	Absolutely No	0	0	Absolutely no Trade	1.57%	-1.17%	C	-18																												
2025/02/07	32.715	No Trade	No Trade	4.88%	0	Absolutely No	0	-83	Research Defcon Buy	-0.71%	-3.31%	C	-21																												
2025/02/10	32.068	No Trade	No Trade	18.78%	0	Absolutely No	0	-85	Research Defcon Buy	-2.71%	-5.31%	C	-23																												
2025/02/11	31.938	No Trade	No Trade	21.61%	0	Absolutely No	0	-86	Research Defcon Buy	-3.12%	-2.02%	C	-24																												
2025/02/12	27.521	No Trade	No Trade	100.00%	30	Absolutely No	0	-99	Research Defcon Buy	-16.53%	-14.79%	C	-25																												
2025/02/13	27.526	No Trade	No Trade	99.99%	30	Absolutely No	0	-99	Research Defcon Buy	-16.53%	-14.57%	C	-27																												
2025/02/14	26.994	No Trade	No Trade	100.00%	50	Absolutely No	0	-100	Research Defcon Buy	-18.15%	-15.86%	C	-31																												
2025/02/17	27.214	No Trade	No Trade	96.54%	50	Absolutely No	0	-99	Research Defcon Buy	-17.53%	-15.09%	C	-35																												
2025/02/18	27.268	No Trade	No Trade	95.70%	50	Absolutely No	0	-99	Research Defcon Buy	-17.37%	-14.90%	C	-39																												



Date	9 day	9 vs 21 day	33 day
2024/12/30	Buy_9day	Buy 9 vs 21	Buy 33_Day
2025/01/02	Buy_9day	Buy 9 vs 21	Buy 33_Day
2025/01/03	Sell_9day	Buy 9 vs 21	Buy 33_Day
2025/01/06	Buy_9day	Buy 9 vs 21	Buy 33_Day
2025/01/07	Sell_9day	Buy 9 vs 21	Buy 33_Day
2025/01/08	Buy_9day	Buy 9 vs 21	Buy 33_Day
2025/01/09	Buy_9day	Buy 9 vs 21	Buy 33_Day
2025/01/10	Buy_9day	Buy 9 vs 21	Buy 33_Day
2025/01/13	Buy_9day	Buy 9 vs 21	Buy 33_Day
2025/01/14	Sell_9day	Buy 9 vs 21	Buy 33_Day
2025/01/15	Sell_9day	Buy 9 vs 21	Buy 33_Day
2025/01/16	Sell_9day	Buy 9 vs 21	Buy 33_Day
2025/01/17	Sell_9day	Buy 9 vs 21	Buy 33_Day
2025/01/20	Sell_9day	Buy 9 vs 21	Buy 33_Day
2025/01/21	Sell_9day	Buy 9 vs 21	Buy 33_Day
2025/01/22	Sell_9day	Buy 9 vs 21	Buy 33_Day
2025/01/23	Sell_9day	Sell 9 vs 21	Buy 33_Day
2025/01/24	Buy_9day	Sell 9 vs 21	Buy 33_Day
2025/01/27	Buy_9day	Sell 9 vs 21	Buy 33_Day
2025/01/28	Sell_9day	Sell 9 vs 21	Buy 33_Day
2025/01/29	Sell_9day	Sell 9 vs 21	Sell 33_Day
2025/01/30	Sell_9day	Sell 9 vs 21	Sell 33_Day
2025/01/31	Sell_9day	Sell 9 vs 21	Sell 33_Day
2025/02/03	Sell_9day	Sell 9 vs 21	Sell 33_Day
2025/02/04	Sell_9day	Sell 9 vs 21	Sell 33_Day
2025/02/05	Sell_9day	Sell 9 vs 21	Sell 33_Day
2025/02/06	Sell_9day	Sell 9 vs 21	Sell 33_Day
2025/02/07	Sell_9day	Sell 9 vs 21	Sell 33_Day
2025/02/10	Sell_9day	Sell 9 vs 21	Sell 33_Day
2025/02/11	Sell_9day	Sell 9 vs 21	Sell 33_Day
2025/02/12	Sell_9day	Sell 9 vs 21	Sell 33_Day
2025/02/13	Sell_9day	Sell 9 vs 21	Sell 33_Day
2025/02/14	Sell_9day	Sell 9 vs 21	Sell 33_Day
2025/02/17	Sell_9day	Sell 9 vs 21	Sell 33_Day
2025/02/18	Sell_9day	Sell 9 vs 21	Sell 33_Day

Strategy UniverseEuro_Consumer Staples_PairsAscendant guidanceTradeStrategy_Open Date2025/01/24Caterpillar GuidanceTrade

DGE.LSE21 per. Mov. Avg. (DGE.LSE)Linear (DGE.LSE)

HEIA.AMS21 per. Mov. Avg. (HEIA.AMS)Linear (HEIA.AMS)

(+) : Mom Days0

(-) : Mom Days9

Guided : Factor9 vs 21 day

324_Buy Guidance99.0%

324_Sell Guidance0.0%

Mom_75 (days)-14.9%

9 vs 21 day-11.31%

Price vs 9 day-7.98%

S
e
l
l

FME.ETR

Fresenius Medical Care

Health Care

Health Care Equipment & Services

Germany

Market Cap : (B)

12 397

NOVN.SWX

Novartis Ag

Health Care

Pharmaceuticals & Biotechnology

Switzerland

Market Cap : (B)

187 292

Follow the " 3day to 5day waiting period " before entering the trade : understand the Graph, Trend and Variables

Plan your enrty levels. Focus on the process not the outcome. Expect further short-term deviation from the trade signal. "Patience"

-2.425														21.601														-8.909															
Date	Price or Relative Price	Short_Term_ Radar	Medium_ Term_Radar	Caterpillar_ %	Wise_ Owl(Rnk)	324_Factor	Factor_324	Defcon _Index	Defcon _Index_Trade	Margin of Safety	75_Day_Mom	Trade_Rating (Guidance)	Trendsum																														
2024/12/18	0.511	Sell_Panda_ST	No Trade	90.81%	50	Research	85	95	Research Defon Sell	17.78%	41.34%	B	22																														
2024/12/19	0.506	Sell_Panda_ST	No Trade	85.01%	50	Research	85	95	Research Defon Sell	16.64%	40.12%	B	17																														
2024/12/20	0.502	Sell_Panda_ST	No Trade	80.15%	50	Research	85	94	Research Defon Sell	15.69%	39.05%	B	13																														
2024/12/23	0.501	No Trade	No Trade	78.38%	50	Research	85	94	Research Defon Sell	15.35%	31.87%	B	9																														
2024/12/27	0.498	No Trade	No Trade	74.52%	30	Research	85	93	Research Defon Sell	14.59%	30.50%	C	4																														
2024/12/30	0.497	No Trade	No Trade	73.68%	30	Research	85	93	Research Defon Sell	14.15%	34.48%	C	-1																														
2025/01/02	0.490	No Trade	No Trade	65.46%	0	Research	85	0	Absolutely no Trade	12.57%	26.66%	C	-6																														
2025/01/03	0.489	No Trade	No Trade	63.35%	0	Research	85	0	Absolutely no Trade	12.17%	28.65%	C	-10																														
2025/01/06	0.499	No Trade	No Trade	74.90%	50	Research	85	93	Research Defon Sell	14.38%	30.05%	B	-13																														
2025/01/07	0.485	No Trade	No Trade	59.13%	0	Research	85	0	Absolutely no Trade	11.36%	27.29%	C	-16																														
2025/01/08	0.477	No Trade	No Trade	49.46%	0	Research	85	0	Absolutely no Trade	9.50%	26.28%	C	-20																														
2025/01/09	0.478	No Trade	No Trade	49.92%	0	Research	85	0	Absolutely no Trade	9.59%	30.72%	C	-23																														
2025/01/10	0.483	No Trade	No Trade	55.47%	0	Research	85	0	Absolutely no Trade	10.65%	31.15%	C	-25																														
2025/01/13	0.478	No Trade	No Trade	49.62%	0	Research	85	0	Absolutely no Trade	9.53%	26.43%	C	-26																														
2025/01/14	0.479	No Trade	No Trade	50.35%	0	Research	85	0	Absolutely no Trade	9.67%	25.74%	C	-27																														
2025/01/15	0.488	No Trade	No Trade	61.61%	0	Research	85	0	Absolutely no Trade	11.83%	27.41%	C	-24																														
2025/01/16	0.493	No Trade	No Trade	67.34%	50	Research	85	92	Research Defon Sell	12.93%	26.17%	B	-22																														
2025/01/17	0.503	No Trade	No Trade	78.23%	50	Research	85	94	Research Defon Sell	15.02%	27.55%	B	-19																														
2025/01/20	0.498	No Trade	No Trade	72.02%	50	Research	85	93	Research Defon Sell	13.83%	25.64%	B	-16																														
2025/01/21	0.494	No Trade	No Trade	67.83%	50	Research	85	92	Research Defon Sell	13.03%	25.12%	B	-13																														
2025/01/22	0.494	No Trade	No Trade	67.39%	30	Research	85	92	Research Defon Sell	12.94%	27.63%	C	-10																														
2025/01/23	0.516	No Trade	No Trade	93.21%	50	Research	85	96	Research Defon Sell	17.90%	33.52%	B	-7																														
2025/01/24	0.517	No Trade	No Trade	93.87%	50	Research	85	96	Research Defon Sell	18.03%	33.89%	B	-5																														
2025/01/27	0.509	No Trade	No Trade	84.01%	50	Research	85	95	Research Defon Sell	16.13%	36.11%	B	-2																														
2025/01/28	0.511	No Trade	No Trade	86.42%	50	Research	85	95	Research Defon Sell	16.60%	37.88%	B	0																														
2025/01/29	0.513	No Trade	No Trade	88.82%	50	Research	85	96	Research Defon Sell	17.06%	38.19%	B	2																														
2025/01/30	0.512	No Trade	No Trade	88.12%	50	Research	85	96	Research Defon Sell	16.92%	41.29%	B	3																														
2025/01/31	0.501	No Trade	No Trade	74.41%	30	Research	85	94	Research Defon Sell	14.29%	36.98%	C	3																														
2025/02/03	0.497	No Trade	No Trade	68.99%	30	Research	85	93	Research Defon Sell	13.25%	34.93%	C	4																														
2025/02/04	0.493	No Trade	No Trade	64.74%	30	Research	85	92	Research Defon Sell	12.43%	34.85%	C	3																														
2025/02/05	0.478	No Trade	No Trade	46.50%	0	Research	85	0	Absolutely no Trade	8.93%	30.29%	C	1																														
2025/02/06	0.479	No Trade	No Trade	47.90%	0	Research	85	0	Absolutely no Trade	9.20%	27.97%	C	-1																														
2025/02/07	0.485	No Trade	No Trade	54.16%	0	Research	85	0	Absolutely no Trade	10.40%	25.11%	C	-5																														
2025/02/10	0.486	No Trade	No Trade	55.81%	0	Research	85	0	Absolutely no Trade	10.72%	23.90%	C	-7																														
2025/02/11	0.477	No Trade	No Trade	44.02%	0	Research	85	0	Absolutely no Trade	8.45%	20.55%	C	-8																														
2025/02/12	0.477	No Trade	No Trade	44.55%	0	Research	85	0	Absolutely no Trade	8.55%	18.24%	C	-11																														
2025/02/13	0.477	No Trade	No Trade	43.81%	0	Research	85	0	Absolutely no Trade	8.41%	20.62%	C	-13																														
2025/02/14	0.466	No Trade	No Trade	31.00%	0	Absolutely No	0	0	Absolutely no Trade	5.95%	20.12%	C	-15																														
2025/02/17	0.471	No Trade	No Trade	36.78%	0	Research	85	0	Absolutely no Trade	7.06%	20.30%	C	-17																														
2025/02/18	0.469	No Trade	No Trade	33.92%	0	Research	85	0	Absolutely no Trade	6.51%	26.54%	C	-19																														



Date	9 day	9 vs 21 day	33 day
2024/12/30	Sell_9day	Buy 9 vs 21	Buy 33_Day
2025/01/02	Sell_9day	Buy 9 vs 21	Buy 33_Day
2025/01/03	Sell_9day	Buy 9 vs 21	Buy 33_Day
2025/01/06	Sell_9day	Sell 9 vs 21	Buy 33_Day
2025/01/07	Sell_9day	Sell 9 vs 21	Buy 33_Day
2025/01/08	Sell_9day	Sell 9 vs 21	Sell 33_Day
2025/01/09	Sell_9day	Sell 9 vs 21	Sell 33_Day
2025/01/10	Sell_9day	Sell 9 vs 21	Sell 33_Day
2025/01/13	Sell_9day	Sell 9 vs 21	Sell 33_Day
2025/01/14	Sell_9day	Sell 9 vs 21	Sell 33_Day
2025/01/15	Buy_9day	Sell 9 vs 21	Sell 33_Day
2025/01/16	Buy_9day	Sell 9 vs 21	Buy 33_Day
2025/01/17	Buy_9day	Sell 9 vs 21	Buy 33_Day
2025/01/20	Buy_9day	Sell 9 vs 21	Buy 33_Day
2025/01/21	Buy_9day	Sell 9 vs 21	Sell 33_Day
2025/01/22	Buy_9day	Sell 9 vs 21	Sell 33_Day
2025/01/23	Buy_9day	Buy 9 vs 21	Buy 33_Day
2025/01/24	Buy_9day	Buy 9 vs 21	Buy 33_Day
2025/01/27	Buy_9day	Buy 9 vs 21	Buy 33_Day
2025/01/28	Buy_9day	Buy 9 vs 21	Buy 33_Day
2025/01/29	Buy_9day	Buy 9 vs 21	Buy 33_Day
2025/01/30	Buy_9day	Buy 9 vs 21	Buy 33_Day
2025/01/31	Sell_9day	Buy 9 vs 21	Buy 33_Day
2025/02/03	Sell_9day	Buy 9 vs 21	Sell 33_Day
2025/02/04	Sell_9day	Buy 9 vs 21	Sell 33_Day
2025/02/05	Sell_9day	Buy 9 vs 21	Sell 33_Day
2025/02/06	Sell_9day	Buy 9 vs 21	Sell 33_Day
2025/02/07	Sell_9day	Buy 9 vs 21	Sell 33_Day
2025/02/10	Sell_9day	Sell 9 vs 21	Sell 33_Day
2025/02/11	Sell_9day	Sell 9 vs 21	Sell 33_Day
2025/02/12	Sell_9day	Sell 9 vs 21	Sell 33_Day
2025/02/13	Sell_9day	Sell 9 vs 21	Sell 33_Day
2025/02/14	Sell_9day	Sell 9 vs 21	Sell 33_Day
2025/02/17	Sell_9day	Sell 9 vs 21	Sell 33_Day
2025/02/18	Sell_9day	Sell 9 vs 21	Sell 33_Day

Strategy Universe

Euro_Health_Care_Pairs

Ascendant guidance

Trade

Strategy_Open Date

2025/01/24

Caterpillar Guidance

Trade

FME.ETR

21 per. Mov. Avg. (FME.ETR)

Linear (FME.ETR)

NOVN.SWX

21 per. Mov. Avg. (NOVN.SWX)

Linear (NOVN.SWX)

(+) : Mom Days

0

(-) : Mom Days

0

Guided : Factor

9 vs 21 day

324_Buy Guidance

0.0%

324_Sell Guidance

84.9%

Mom_75 (days)

26.5%

9 vs 21 day

-3.09%

Price vs 9 day

-1.57%

S
e
l
l

IAG.LSE

International Consolidated Airlines Group Sa

Consumer Discretionary

Travel & Leisure

United Kingdom

Market Cap : (B)12 039

CSX5.LSE

Euro Area Stock Market Index - Europe Listing

Europe ETF : Index

ETF_Europe_

Europe

Market Cap : (B)4 303

Follow the " 3day to 5day waiting period " before entering the trade : understand the Graph, Trend and Variables

Plan your enrty levels. Focus on the process not the outcome. Expect further short-term deviation from the trade signal. "Patience"

-2.233117.417-52.590														
Date	Price or Relative Price	Short_Term_ Radar	Medium_ Term_Radar	Caterpillar_ %	Wise_ Owl(Rnk)	324_Factor	Factor_324	Defcon _Index	Defcon _Index_Trade	Margin of Safety	75_Day_Mom	Trade_Rating (Guidance)	Trendsum	
2024/12/18	1.648	No Trade	No Trade	33.50%	30	Absolutely No	0	100	Research Defon Sell	19.10%	55.44%	C	46	
2024/12/19	1.670	No Trade	No Trade	36.04%	30	Absolutely No	0	100	Research Defon Sell	20.55%	54.29%	C	46	
2024/12/20	1.696	No Trade	No Trade	39.14%	30	Absolutely No	0	100	Research Defon Sell	22.31%	56.15%	C	47	
2024/12/23	1.679	No Trade	No Trade	36.20%	30	Absolutely No	0	99	Research Defon Sell	20.63%	52.81%	C	48	
2024/12/27	1.667	No Trade	No Trade	33.70%	30	Absolutely No	0	98	Research Defon Sell	19.21%	51.27%	C	48	
2024/12/30	1.688	No Trade	No Trade	35.68%	30	Absolutely No	0	100	Research Defon Sell	20.34%	53.15%	C	46	
2025/01/02	1.661	No Trade	No Trade	31.57%	30	Absolutely No	0	98	Research Defon Sell	17.99%	49.19%	C	42	
2025/01/03	1.656	No Trade	No Trade	30.66%	50	Research	85	98	Research Defon Sell	17.47%	47.63%	B	38	
2025/01/06	1.604	Sell_Panda_ST	No Trade	23.52%	30	Research	85	0	Absolutely no Trade	13.41%	39.33%	C	32	
2025/01/07	1.639	Sell_Panda_ST	No Trade	27.64%	50	Research	85	97	Research Defon Sell	15.76%	41.79%	B	26	
2025/01/08	1.657	Sell_Panda_ST	No Trade	29.69%	50	Research	85	98	Research Defon Sell	16.92%	45.15%	B	20	
2025/01/09	1.681	No Trade	No Trade	32.44%	50	Research	85	99	Research Defon Sell	18.49%	45.79%	A	16	
2025/01/10	1.712	No Trade	No Trade	35.94%	50	Research	85	100	Research Defon Sell	20.49%	50.88%	A	14	
2025/01/13	1.659	No Trade	No Trade	28.77%	50	Research	85	97	Research Defon Sell	16.40%	48.46%	B	15	
2025/01/14	1.676	No Trade	No Trade	30.56%	50	Research	85	98	Research Defon Sell	17.42%	48.05%	B	16	
2025/01/15	1.695	No Trade	No Trade	32.67%	50	Research	85	99	Research Defon Sell	18.62%	51.19%	A	16	
2025/01/16	1.652	No Trade	No Trade	27.61%	50	Research	85	97	Research Defon Sell	15.52%	45.59%	B	14	
2025/01/17	1.664	Sell_Panda_ST	No Trade	34.66%	50	Research	85	97	Research Defon Sell	16.19%	49.63%	B	12	
2025/01/20	1.684	No Trade	No Trade	36.99%	50	Research	85	98	Research Defon Sell	17.19%	57.71%	B	8	
2025/01/21	1.715	No Trade	No Trade	42.01%	50	Research	85	100	Research Defon Sell	19.22%	64.56%	A	8	
2025/01/22	1.707	No Trade	No Trade	42.54%	50	Research	85	100	Research Defon Sell	18.51%	64.21%	A	6	
2025/01/23	1.712	No Trade	No Trade	44.70%	50	Research	85	100	Research Defon Sell	18.73%	63.15%	A	6	
2025/01/24	1.689	No Trade	No Trade	40.75%	50	Research	85	99	Research Defon Sell	17.05%	61.58%	B	6	
2025/01/27	1.677	No Trade	No Trade	37.77%	50	Research	85	98	Research Defon Sell	15.80%	56.47%	B	5	
2025/01/28	1.673	No Trade	No Trade	37.79%	50	Research	85	98	Research Defon Sell	15.41%	55.60%	B	5	
2025/01/29	1.705	No Trade	No Trade	42.86%	50	Research	85	99	Research Defon Sell	17.48%	58.01%	A	5	
2025/01/30	1.708	No Trade	No Trade	42.96%	50	Research	85	100	Research Defon Sell	17.52%	59.12%	A	4	
2025/01/31	1.725	No Trade	No Trade	45.51%	50	Research	85	100	Research Defon Sell	18.56%	61.50%	A	5	
2025/02/03	1.762	No Trade	No Trade	50.80%	50	Research	85	100	Research Defon Sell	20.72%	55.95%	A	3	
2025/02/04	1.777	No Trade	No Trade	52.96%	50	Research	85	100	Research Defon Sell	21.60%	52.04%	A	3	
2025/02/05	1.802	No Trade	No Trade	56.82%	50	Research	85	100	Research Defon Sell	23.18%	54.59%	A	4	
2025/02/06	1.827	No Trade	No Trade	60.77%	50	Research	85	100	Research Defon Sell	24.79%	57.82%	A	7	
2025/02/07	1.857	No Trade	No Trade	65.32%	50	Research	85	100	Research Defon Sell	26.64%	58.22%	A	11	
2025/02/10	1.776	No Trade	No Trade	50.86%	50	Research	85	96	Research Defon Sell	20.75%	50.48%	B	16	
2025/02/11	1.738	No Trade	No Trade	44.13%	0	Research	85	0	Absolutely no Trade	18.00%	48.51%	C	19	
2025/02/12	1.740	Sell_Panda_ST	No Trade	44.20%	0	Research	85	0	Absolutely no Trade	18.03%	48.21%	C	21	
2025/02/13	1.702	Sell_Panda_ST	Sell_Panda_ST	37.62%	0	Research	85	0	Absolutely no Trade	15.34%	46.95%	C	17	
2025/02/14	1.660	Sell_Panda_ST	Sell_Panda_ST	30.34%	0	Research	85	0	Absolutely no Trade	12.37%	41.65%	C	12	
2025/02/17	1.639	No Trade	No Trade	25.89%	0	Research	85	0	Absolutely no Trade	10.56%	42.90%	C	7	
2025/02/18	1.638	No Trade	No Trade	25.50%	0	Research	85	0	Absolutely no Trade	10.40%	40.29%	C	2	

S
e
l
l

IAG.MAD

Intl Consolidated Airlines Group

Industrials

Industrial Goods & Services

Spain

Market Cap : (B)

14 471

CSX5.LSE

Euro Area Stock Market Index - Europe Listing

Europe ETF : Index

ETF_Europe_

Europe

Market Cap : (B)

4 303

Follow the " 3day to 5day waiting period " before entering the trade : understand the Graph, Trend and Variables

Plan your enrty levels. Focus on the process not the outcome. Expect further short-term deviation from the trade signal. "Patience"

-2.231123.929-55.560														
Date	Price or Relative Price	Short_Term_ Radar	Medium_ Term_Radar	Caterpillar_ %	Wise_ Owl(Rnk)	324_Factor	Factor_324	Defcon _Index	Defcon _Index_Trade	Margin of Safety	75_Day_Mom	Trade_Rating (Guidance)	Trendsum	
2024/12/18	0.020	No Trade	No Trade	33.21%	30	Absolutely No	0	100	Research Defon Sell	20.61%	59.15%	C	47	
2024/12/19	0.020	No Trade	No Trade	35.10%	30	Absolutely No	0	100	Research Defon Sell	21.53%	57.52%	C	47	
2024/12/20	0.020	No Trade	No Trade	38.08%	30	Absolutely No	0	100	Research Defon Sell	23.20%	59.26%	C	48	
2024/12/23	0.020	No Trade	No Trade	34.54%	30	Absolutely No	0	99	Research Defon Sell	21.04%	55.29%	C	48	
2024/12/27	0.020	No Trade	No Trade	32.53%	30	Absolutely No	0	98	Research Defon Sell	19.82%	54.01%	C	48	
2024/12/30	0.020	No Trade	No Trade	34.76%	30	Absolutely No	0	99	Research Defon Sell	20.79%	55.91%	C	46	
2025/01/02	0.020	No Trade	No Trade	31.23%	50	Research	85	98	Research Defon Sell	18.68%	51.90%	B	42	
2025/01/03	0.020	No Trade	No Trade	30.00%	50	Research	85	97	Research Defon Sell	17.94%	49.64%	B	38	
2025/01/06	0.019	Sell_Panda_ST	No Trade	23.17%	30	Research	85	0	Absolutely no Trade	13.86%	41.94%	C	32	
2025/01/07	0.020	Sell_Panda_ST	No Trade	26.94%	50	Research	85	96	Research Defon Sell	16.11%	43.61%	B	26	
2025/01/08	0.020	Sell_Panda_ST	No Trade	27.95%	50	Research	85	97	Research Defon Sell	16.72%	45.74%	B	20	
2025/01/09	0.020	No Trade	No Trade	29.77%	50	Research	85	98	Research Defon Sell	17.81%	45.71%	B	16	
2025/01/10	0.020	No Trade	No Trade	32.76%	50	Research	85	100	Research Defon Sell	19.60%	49.60%	A	14	
2025/01/13	0.020	No Trade	No Trade	25.82%	50	Research	85	96	Research Defon Sell	15.44%	47.06%	B	15	
2025/01/14	0.020	No Trade	No Trade	26.27%	50	Research	85	97	Research Defon Sell	15.71%	46.59%	B	15	
2025/01/15	0.020	No Trade	No Trade	29.34%	50	Research	85	98	Research Defon Sell	17.55%	49.85%	B	15	
2025/01/16	0.020	No Trade	No Trade	24.28%	50	Research	85	96	Research Defon Sell	14.47%	44.50%	B	13	
2025/01/17	0.020	No Trade	No Trade	28.74%	50	Research	85	96	Research Defon Sell	14.51%	47.08%	B	9	
2025/01/20	0.020	No Trade	No Trade	30.98%	50	Research	85	97	Research Defon Sell	15.32%	54.81%	B	5	
2025/01/21	0.020	No Trade	No Trade	36.17%	50	Research	85	99	Research Defon Sell	17.59%	62.52%	A	3	
2025/01/22	0.020	No Trade	No Trade	35.38%	50	Research	85	98	Research Defon Sell	16.56%	62.71%	B	-1	
2025/01/23	0.020	No Trade	No Trade	37.76%	50	Research	85	99	Research Defon Sell	17.03%	61.49%	B	-1	
2025/01/24	0.020	No Trade	No Trade	35.44%	50	Research	85	98	Research Defon Sell	15.70%	60.63%	B	-1	
2025/01/27	0.020	No Trade	No Trade	32.95%	50	Research	85	97	Research Defon Sell	14.59%	56.08%	B	-1	
2025/01/28	0.020	No Trade	No Trade	35.74%	50	Research	85	98	Research Defon Sell	14.71%	55.72%	B	-1	
2025/01/29	0.020	No Trade	No Trade	40.41%	50	Research	85	99	Research Defon Sell	16.63%	58.12%	A	2	
2025/01/30	0.020	No Trade	No Trade	40.92%	50	Research	85	100	Research Defon Sell	16.84%	59.10%	A	6	
2025/01/31	0.021	No Trade	No Trade	43.63%	50	Research	85	100	Research Defon Sell	17.95%	61.51%	A	7	
2025/02/03	0.021	No Trade	No Trade	50.86%	50	Research	85	100	Research Defon Sell	20.93%	55.95%	A	7	
2025/02/04	0.021	No Trade	No Trade	53.18%	50	Research	85	100	Research Defon Sell	21.88%	53.36%	A	7	
2025/02/05	0.022	No Trade	No Trade	56.05%	50	Research	85	100	Research Defon Sell	23.06%	54.59%	A	8	
2025/02/06	0.022	No Trade	No Trade	59.55%	50	Research	85	100	Research Defon Sell	24.43%	57.34%	A	11	
2025/02/07	0.022	No Trade	No Trade	64.28%	50	Research	85	100	Research Defon Sell	26.36%	58.16%	A	16	
2025/02/10	0.021	No Trade	No Trade	50.48%	50	Research	85	96	Research Defon Sell	20.71%	50.89%	B	21	
2025/02/11	0.021	No Trade	No Trade	43.43%	0	Research	85	0	Absolutely no Trade	17.81%	48.65%	C	24	
2025/02/12	0.021	Sell_Panda_ST	No Trade	42.71%	0	Research	85	0	Absolutely no Trade	17.52%	47.87%	C	26	
2025/02/13	0.020	Sell_Panda_ST	Sell_Panda_ST	37.01%	0	Research	85	0	Absolutely no Trade	15.18%	46.59%	C	22	
2025/02/14	0.020	Sell_Panda_ST	Sell_Panda_ST	29.62%	0	Research	85	0	Absolutely no Trade	12.15%	41.70%	C	17	
2025/02/17	0.020	Sell_Panda_ST	Sell_Panda_ST	25.75%	0	Research	85	0	Absolutely no Trade	10.56%	43.03%	C	12	
2025/02/18	0.020	No Trade	No Trade	26.12%	0	Research	85	0	Absolutely no Trade	10.71%	41.52%	C	7	



Date	9 day	9 vs 21 day	33 day
2024/12/30	Buy_9day	Buy 9 vs 21	Buy 33_Day
2025/01/02	Sell_9day	Buy 9 vs 21	Buy 33_Day
2025/01/03	Sell_9day	Buy 9 vs 21	Buy 33_Day
2025/01/06	Sell_9day	Buy 9 vs 21	Buy 33_Day
2025/01/07	Sell_9day	Buy 9 vs 21	Buy 33_Day
2025/01/08	Sell_9day	Buy 9 vs 21	Buy 33_Day
2025/01/09	Buy_9day	Buy 9 vs 21	Buy 33_Day
2025/01/10	Buy_9day	Buy 9 vs 21	Buy 33_Day
2025/01/13	Sell_9day	Buy 9 vs 21	Buy 33_Day
2025/01/14	Sell_9day	Buy 9 vs 21	Buy 33_Day
2025/01/15	Buy_9day	Buy 9 vs 21	Buy 33_Day
2025/01/16	Sell_9day	Sell 9 vs 21	Buy 33_Day
2025/01/17	Sell_9day	Sell 9 vs 21	Buy 33_Day
2025/01/20	Sell_9day	Sell 9 vs 21	Buy 33_Day
2025/01/21	Buy_9day	Sell 9 vs 21	Buy 33_Day
2025/01/22	Buy_9day	Sell 9 vs 21	Buy 33_Day
2025/01/23	Buy_9day	Sell 9 vs 21	Buy 33_Day
2025/01/24	Buy_9day	Sell 9 vs 21	Buy 33_Day
2025/01/27	Sell_9day	Buy 9 vs 21	Buy 33_Day
2025/01/28	Sell_9day	Buy 9 vs 21	Buy 33_Day
2025/01/29	Buy_9day	Buy 9 vs 21	Buy 33_Day
2025/01/30	Buy_9day	Buy 9 vs 21	Buy 33_Day
2025/01/31	Buy_9day	Buy 9 vs 21	Buy 33_Day
2025/02/03	Buy_9day	Buy 9 vs 21	Buy 33_Day
2025/02/04	Buy_9day	Buy 9 vs 21	Buy 33_Day
2025/02/05	Buy_9day	Buy 9 vs 21	Buy 33_Day
2025/02/06	Buy_9day	Buy 9 vs 21	Buy 33_Day
2025/02/07	Buy_9day	Buy 9 vs 21	Buy 33_Day
2025/02/10	Buy_9day	Buy 9 vs 21	Buy 33_Day
2025/02/11	Sell_9day	Buy 9 vs 21	Buy 33_Day
2025/02/12	Sell_9day	Buy 9 vs 21	Buy 33_Day
2025/02/13	Sell_9day	Buy 9 vs 21	Buy 33_Day
2025/02/14	Sell_9day	Buy 9 vs 21	Sell 33_Day
2025/02/17	Sell_9day	Buy 9 vs 21	Sell 33_Day
2025/02/18	Sell_9day	Buy 9 vs 21	Sell 33_Day

Strategy Universe		Rel vs Europe SX50		Ascendant guidance		Apply Caution		Strategy_Open Date		2025/01/24		Caterpillar Guidance		Trade	
<div><div><p>— IAG.MAD - - - - 21 per. Mov. Avg. (IAG.MAD) — Linear (IAG.MAD)</p><p>2023/01/30 2023/05/17 2023/08/30 2023/12/13 2024/04/03</p></div><div><p>— CSX5.LSE - - - - 21 per. Mov. Avg. (CSX5.LSE) — Linear (CSX5.LSE)</p><p>2023/01/30 2023/05/17 2023/08/30 2023/12/13 2024/04/03</p></div></div>				<div><div><p>(+) : Mom Days</p><p>(-) : Mom Days</p><p>Guided : Factor</p></div><div><div>324_Buy Guidance</div><div>324_Sell Guidance</div><div>Mom_75 (days)</div><div>9 vs 21 day</div><div>Price vs 9 day</div></div><div><div>134</div><div>0</div><div>66 day</div><div>0.0%</div><div>88.7%</div><div>41.5%</div><div>0.71%</div><div>-4.92%</div></div></div>											

S
e
|
|

SREN.SWX

Swiss Re Ag

Financials

Nonlife Insurance

Switzerland

Follow the " 3day to 5day waiting period " before entering the trade : understand the Graph, Trend and Variables

EXH5.ETR

iShares :Insurance : - (EUR Listing)

Europe ETF : Sector

ETF_Europe_

Europe

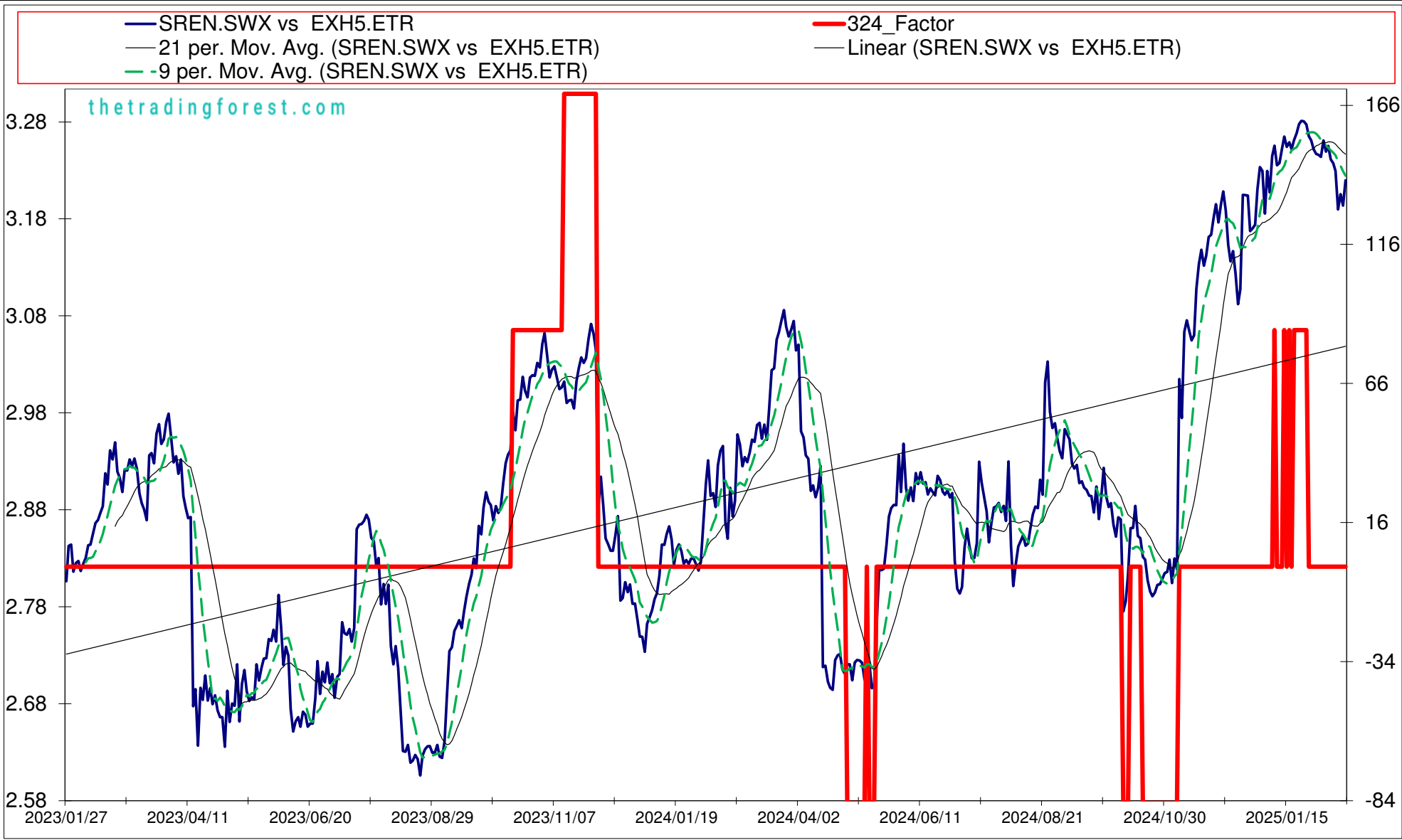
Market Cap : (B)

37 259

Market Cap : (B)

#VALUE!

-2.447														20.547		-8.396	
Date	Price or Relative Price	Short_Term_ Radar	Medium_ Term_Radar	Caterpillar_ %	Wise_ Owl(Rnk)	324_Factor	Factor_324	Defcon _Index	Defcon _Index_Trade	Margin of Safety	75_Day_Mom	Trade_Rating (Guidance)	Trendsum				
2024/12/18	3.165	No Trade	No Trade	37.97%	0	Absolutely No	0	99	Research Defon Sell	3.69%	7.29%	C	8				
2024/12/19	3.168	No Trade	No Trade	38.72%	0	Absolutely No	0	99	Research Defon Sell	3.76%	8.30%	C	6				
2024/12/20	3.171	No Trade	No Trade	39.70%	0	Absolutely No	0	99	Research Defon Sell	3.85%	8.61%	C	4				
2024/12/23	3.207	No Trade	No Trade	51.21%	0	Absolutely No	0	100	Research Defon Sell	4.97%	9.71%	C	6				
2024/12/27	3.231	No Trade	No Trade	58.14%	0	Absolutely No	0	100	Research Defon Sell	5.64%	11.21%	C	8				
2024/12/30	3.227	No Trade	No Trade	56.14%	0	Absolutely No	0	100	Research Defon Sell	5.45%	11.00%	C	10				
2025/01/02	3.183	No Trade	No Trade	40.72%	0	Absolutely No	0	99	Research Defon Sell	3.95%	9.75%	C	11				
2025/01/03	3.227	No Trade	No Trade	55.23%	0	Absolutely No	0	100	Research Defon Sell	5.36%	11.35%	C	10				
2025/01/06	3.205	No Trade	No Trade	47.19%	0	Absolutely No	0	99	Research Defon Sell	4.58%	10.82%	C	9				
2025/01/07	3.242	No Trade	No Trade	59.58%	0	Absolutely No	0	100	Research Defon Sell	5.78%	12.13%	C	12				
2025/01/08	3.253	No Trade	No Trade	62.89%	50	Research	85	100	Research Defon Sell	6.11%	13.16%	C	16				
2025/01/09	3.233	No Trade	No Trade	55.86%	0	Absolutely No	0	99	Research Defon Sell	5.42%	11.42%	C	20				
2025/01/10	3.235	No Trade	No Trade	56.39%	0	Absolutely No	0	99	Research Defon Sell	5.47%	12.80%	C	21				
2025/01/13	3.250	No Trade	No Trade	60.74%	0	Absolutely No	0	100	Research Defon Sell	5.90%	12.49%	C	20				
2025/01/14	3.262	No Trade	No Trade	64.66%	50	Research	85	100	Research Defon Sell	6.28%	11.69%	C	21				
2025/01/15	3.252	No Trade	No Trade	60.88%	0	Absolutely No	0	100	Research Defon Sell	5.91%	12.46%	C	22				
2025/01/16	3.256	No Trade	No Trade	62.20%	50	Research	85	100	Research Defon Sell	6.04%	13.05%	C	25				
2025/01/17	3.249	No Trade	No Trade	59.62%	0	Absolutely No	0	100	Research Defon Sell	5.79%	12.65%	C	27				
2025/01/20	3.259	No Trade	No Trade	62.16%	50	Research	85	100	Research Defon Sell	6.03%	13.87%	C	25				
2025/01/21	3.266	No Trade	No Trade	64.21%	50	Research	85	100	Research Defon Sell	6.23%	14.60%	C	26				
2025/01/22	3.275	No Trade	No Trade	67.16%	50	Research	85	100	Research Defon Sell	6.52%	14.13%	C	28				
2025/01/23	3.279	No Trade	No Trade	68.08%	50	Research	85	100	Research Defon Sell	6.61%	14.33%	C	29				
2025/01/24	3.278	No Trade	No Trade	67.65%	50	Research	85	100	Research Defon Sell	6.57%	18.23%	A	33				
2025/01/27	3.275	No Trade	No Trade	65.91%	50	Research	85	100	Research Defon Sell	6.40%	17.66%	A	34				
2025/01/28	3.263	No Trade	No Trade	61.60%	30	Absolutely No	0	100	Research Defon Sell	5.98%	16.07%	C	33				
2025/01/29	3.259	Sell_Panda_ST	No Trade	60.04%	0	Absolutely No	0	99	Research Defon Sell	5.83%	14.00%	C	30				
2025/01/30	3.249	Sell_Panda_ST	Sell_Panda_ST	56.63%	0	Absolutely No	0	99	Research Defon Sell	5.50%	13.65%	C	27				
2025/01/31	3.245	Sell_Panda_ST	Sell_Panda_ST	54.88%	0	Absolutely No	0	99	Research Defon Sell	5.33%	12.60%	C	24				
2025/02/03	3.243	Sell_Panda_ST	Sell_Panda_ST	53.84%	0	Absolutely No	0	99	Research Defon Sell	5.23%	13.78%	C	19				
2025/02/04	3.241	Sell_Panda_ST	Sell_Panda_ST	52.95%	0	Absolutely No	0	99	Research Defon Sell	5.14%	13.81%	C	13				
2025/02/05	3.258	No Trade	No Trade	58.34%	0	Absolutely No	0	99	Research Defon Sell	5.66%	15.18%	C	8				
2025/02/06	3.247	No Trade	No Trade	54.26%	0	Absolutely No	0	99	Research Defon Sell	5.27%	14.89%	C	3				
2025/02/07	3.253	No Trade	No Trade	56.00%	0	Absolutely No	0	99	Research Defon Sell	5.44%	15.98%	C	-1				
2025/02/10	3.239	No Trade	No Trade	50.69%	0	Absolutely No	0	99	Research Defon Sell	4.92%	15.95%	C	-3				
2025/02/11	3.235	No Trade	No Trade	49.17%	0	Absolutely No	0	99	Research Defon Sell	4.77%	16.02%	C	-7				
2025/02/12	3.227	No Trade	No Trade	47.92%	0	Absolutely No	0	98	Research Defon Sell	4.49%	15.56%	C	-11				
2025/02/13	3.187	No Trade	No Trade	34.05%	0	Absolutely No	0	97	Research Defon Sell	3.19%	13.83%	C	-14				
2025/02/14	3.203	No Trade	No Trade	39.24%	0	Absolutely No	0	98	Research Defon Sell	3.68%	14.36%	C	-18				
2025/02/17	3.191	No Trade	No Trade	34.46%	0	Absolutely No	0	97	Research Defon Sell	3.23%	13.73%	C	-22				
2025/02/18	3.217	No Trade	No Trade	43.26%	0	Absolutely No	0	98	Research Defon Sell	4.05%	14.40%	C	-26				



Date	9 day	9 vs 21 day	33 day
2024/12/30	Buy_9day	Buy 9 vs 21	Buy 33_Day
2025/01/02	Sell_9day	Buy 9 vs 21	Buy 33_Day
2025/01/03	Buy_9day	Buy 9 vs 21	Buy 33_Day
2025/01/06	Buy_9day	Buy 9 vs 21	Buy 33_Day
2025/01/07	Buy_9day	Buy 9 vs 21	Buy 33_Day
2025/01/08	Buy_9day	Buy 9 vs 21	Buy 33_Day
2025/01/09	Buy_9day	Buy 9 vs 21	Buy 33_Day
2025/01/10	Buy_9day	Buy 9 vs 21	Buy 33_Day
2025/01/13	Buy_9day	Buy 9 vs 21	Buy 33_Day
2025/01/14	Buy_9day	Buy 9 vs 21	Buy 33_Day
2025/01/15	Buy_9day	Buy 9 vs 21	Buy 33_Day
2025/01/16	Buy_9day	Buy 9 vs 21	Buy 33_Day
2025/01/17	Buy_9day	Buy 9 vs 21	Buy 33_Day
2025/01/20	Buy_9day	Buy 9 vs 21	Buy 33_Day
2025/01/21	Buy_9day	Buy 9 vs 21	Buy 33_Day
2025/01/22	Buy_9day	Buy 9 vs 21	Buy 33_Day
2025/01/23	Buy_9day	Buy 9 vs 21	Buy 33_Day
2025/01/24	Buy_9day	Buy 9 vs 21	Buy 33_Day
2025/01/27	Buy_9day	Buy 9 vs 21	Buy 33_Day
2025/01/28	Sell_9day	Buy 9 vs 21	Buy 33_Day
2025/01/29	Sell_9day	Buy 9 vs 21	Buy 33_Day
2025/01/30	Sell_9day	Buy 9 vs 21	Buy 33_Day
2025/01/31	Sell_9day	Buy 9 vs 21	Buy 33_Day
2025/02/03	Sell_9day	Buy 9 vs 21	Buy 33_Day
2025/02/04	Sell_9day	Buy 9 vs 21	Buy 33_Day
2025/02/05	Buy_9day	Buy 9 vs 21	Buy 33_Day
2025/02/06	Sell_9day	Sell 9 vs 21	Buy 33_Day
2025/02/07	Buy_9day	Sell 9 vs 21	Buy 33_Day
2025/02/10	Sell_9day	Sell 9 vs 21	Sell 33_Day
2025/02/11	Sell_9day	Sell 9 vs 21	Sell 33_Day
2025/02/12	Sell_9day	Sell 9 vs 21	Sell 33_Day
2025/02/13	Sell_9day	Sell 9 vs 21	Sell 33_Day
2025/02/14	Sell_9day	Sell 9 vs 21	Sell 33_Day
2025/02/17	Sell_9day	Sell 9 vs 21	Sell 33_Day
2025/02/18	Sell_9day	Sell 9 vs 21	Sell 33_Day

Strategy Universe

Rel vs Europe Insurance

Ascendant guidance

Trade

Strategy_Open Date

2025/01/24

Caterpillar Guidance

Trade

SREN.SWX

21 per. Mov. Avg. (SREN.SWX)

Linear (SREN.SWX)

EXH5.ETR

21 per. Mov. Avg. (EXH5.ETR)

Linear (EXH5.ETR)

(+) : Mom Days

69

(-) : Mom Days

0

Guided : Factor

33 day

324_Buy Guidance

0.0%

324_Sell Guidance

98.1%

Mom_75 (days)

14.4%

9 vs 21 day

-0.68%

Price vs 9 day

-0.15%

S
e
l
l

AIR.PAR

Airbus Se

Industrials

Industrial Goods & Services

France

Market Cap : (B)

109 041

TEF.MAD

Telefonica S.A

Communication

Telecommunication

Spain

Market Cap : (B)

24 241

Follow the " 3day to 5day waiting period " before entering the trade : understand the Graph, Trend and Variables

Plan your enrty levels. Focus on the process not the outcome. Expect further short-term deviation from the trade signal. "Patience"

-1.9459.765														
Date	Price or Relative Price	Short_Term_ Radar	Medium_ Term_Radar	Caterpillar_ %	Wise_ Owl(Rnk)	324_Factor	Factor_324	Defcon _Index	Defcon _Index_Trade	Margin of Safety	75_Day_Mom	Trade_Rating (Guidance)	Trendsum	
2024/12/18	39.616	No Trade	No Trade	73.12%	50	Research	85	94	Research Defon Sell	11.67%	27.23%	B	29	
2024/12/19	39.565	No Trade	No Trade	72.35%	50	Research	85	94	Research Defon Sell	11.54%	29.88%	B	30	
2024/12/20	39.404	No Trade	No Trade	69.62%	50	Research	85	94	Research Defon Sell	11.11%	27.69%	B	31	
2024/12/23	39.330	No Trade	No Trade	68.68%	50	Research	85	94	Research Defon Sell	10.96%	25.98%	B	33	
2024/12/27	39.416	No Trade	No Trade	70.68%	50	Research	85	94	Research Defon Sell	11.28%	27.46%	B	31	
2024/12/30	39.302	No Trade	No Trade	69.03%	50	Research	85	93	Research Defon Sell	11.01%	26.87%	B	29	
2025/01/02	40.115	No Trade	No Trade	83.79%	50	Research	85	95	Research Defon Sell	13.37%	30.31%	B	30	
2025/01/03	39.924	No Trade	No Trade	80.53%	50	Research	85	95	Research Defon Sell	12.85%	32.87%	B	31	
2025/01/06	40.334	No Trade	No Trade	88.15%	60	Research	85	95	Research Defon Sell	14.06%	34.97%	B	31	
2025/01/07	40.377	No Trade	No Trade	89.05%	60	Research	85	96	Research Defon Sell	14.21%	37.90%	B	31	
2025/01/08	40.464	No Trade	No Trade	90.72%	60	Research	85	96	Research Defon Sell	14.47%	31.55%	B	32	
2025/01/09	39.985	No Trade	No Trade	82.34%	50	Research	85	95	Research Defon Sell	13.14%	32.11%	B	33	
2025/01/10	40.400	No Trade	No Trade	89.83%	60	Research	85	96	Research Defon Sell	14.33%	33.41%	B	32	
2025/01/13	39.795	Sell_Panda_ST	No Trade	79.47%	50	Research	85	94	Research Defon Sell	12.68%	30.49%	B	33	
2025/01/14	39.852	Sell_Panda_ST	No Trade	80.60%	50	Research	85	94	Research Defon Sell	12.86%	32.33%	B	29	
2025/01/15	38.857	Sell_Panda_ST	Sell_Panda_ST	63.06%	50	Research	85	92	Research Defon Sell	10.06%	27.50%	C	24	
2025/01/16	39.747	Sell_Panda_ST	No Trade	78.98%	50	Research	85	94	Research Defon Sell	12.60%	31.49%	B	19	
2025/01/17	40.499	No Trade	No Trade	92.46%	50	Research	85	96	Research Defon Sell	14.75%	35.67%	B	16	
2025/01/20	42.315	No Trade	No Trade	100.00%	50	Research	85	99	Research Defon Sell	19.96%	44.39%	B	14	
2025/01/21	42.012	No Trade	No Trade	95.80%	50	Research	85	98	Research Defon Sell	19.12%	43.35%	B	13	
2025/01/22	43.310	No Trade	No Trade	100.00%	50	Research	85	100	Research Defon Sell	22.82%	47.63%	A	14	
2025/01/23	43.881	No Trade	No Trade	100.00%	50	Research	85	100	Research Defon Sell	24.46%	50.53%	A	16	
2025/01/24	44.179	No Trade	No Trade	100.00%	50	Research	85	100	Research Defon Sell	25.33%	51.71%	A	18	
2025/01/27	43.131	No Trade	No Trade	88.52%	50	Research	85	98	Research Defon Sell	22.42%	50.42%	B	21	
2025/01/28	42.649	No Trade	No Trade	83.20%	50	Research	85	97	Research Defon Sell	21.07%	48.25%	B	22	
2025/01/29	42.182	Sell_Panda_ST	No Trade	78.05%	50	Research	85	95	Research Defon Sell	19.77%	45.81%	B	22	
2025/01/30	41.936	Sell_Panda_ST	No Trade	75.38%	30	Research	85	0	Absolutely no Trade	19.09%	38.82%	C	17	
2025/01/31	42.470	No Trade	No Trade	81.44%	50	Research	85	96	Research Defon Sell	20.63%	38.61%	B	11	
2025/02/03	42.055	No Trade	No Trade	77.04%	50	Research	85	95	Research Defon Sell	19.51%	36.98%	B	5	
2025/02/04	42.363	No Trade	No Trade	80.57%	50	Research	85	96	Research Defon Sell	20.41%	41.24%	B	3	
2025/02/05	41.966	No Trade	No Trade	76.21%	0	Research	85	0	Absolutely no Trade	19.30%	33.56%	C	1	
2025/02/06	41.529	No Trade	No Trade	71.37%	0	Research	85	0	Absolutely no Trade	18.08%	31.97%	C	-3	
2025/02/07	40.692	No Trade	No Trade	62.07%	0	Research	85	0	Absolutely no Trade	15.72%	29.34%	C	-8	
2025/02/10	40.493	No Trade	No Trade	60.07%	0	Research	85	0	Absolutely no Trade	15.22%	25.20%	C	-10	
2025/02/11	39.957	No Trade	No Trade	54.12%	0	Research	85	0	Absolutely no Trade	13.71%	23.06%	C	-12	
2025/02/12	40.294	No Trade	No Trade	57.99%	50	Research	170	0	Absolutely no Trade	14.69%	24.23%	B	-16	
2025/02/13	40.443	No Trade	No Trade	59.74%	50	Research	170	0	Absolutely no Trade	15.13%	24.74%	B	-20	
2025/02/14	40.735	No Trade	No Trade	63.10%	50	Research	170	0	Absolutely no Trade	15.98%	26.74%	B	-22	
2025/02/17	41.144	No Trade	No Trade	67.94%	50	Research	170	0	Absolutely no Trade	17.21%	27.71%	B	-25	
2025/02/18	41.747	No Trade	No Trade	74.81%	50	Research	170	0	Absolutely no Trade	18.95%	29.66%	B	-22	



Date	9 day	9 vs 21 day	33 day
2024/12/30	Buy_9day	Buy 9 vs 21	Buy 33_Day
2025/01/02	Buy_9day	Buy 9 vs 21	Buy 33_Day
2025/01/03	Buy_9day	Buy 9 vs 21	Buy 33_Day
2025/01/06	Buy_9day	Buy 9 vs 21	Buy 33_Day
2025/01/07	Buy_9day	Buy 9 vs 21	Buy 33_Day
2025/01/08	Buy_9day	Buy 9 vs 21	Buy 33_Day
2025/01/09	Buy_9day	Buy 9 vs 21	Buy 33_Day
2025/01/10	Buy_9day	Buy 9 vs 21	Buy 33_Day
2025/01/13	Sell_9day	Buy 9 vs 21	Buy 33_Day
2025/01/14	Sell_9day	Buy 9 vs 21	Buy 33_Day
2025/01/15	Sell_9day	Buy 9 vs 21	Buy 33_Day
2025/01/16	Sell_9day	Buy 9 vs 21	Buy 33_Day
2025/01/17	Buy_9day	Buy 9 vs 21	Buy 33_Day
2025/01/20	Buy_9day	Buy 9 vs 21	Buy 33_Day
2025/01/21	Buy_9day	Buy 9 vs 21	Buy 33_Day
2025/01/22	Buy_9day	Buy 9 vs 21	Buy 33_Day
2025/01/23	Buy_9day	Buy 9 vs 21	Buy 33_Day
2025/01/24	Buy_9day	Buy 9 vs 21	Buy 33_Day
2025/01/27	Buy_9day	Buy 9 vs 21	Buy 33_Day
2025/01/28	Buy_9day	Buy 9 vs 21	Buy 33_Day
2025/01/29	Sell_9day	Buy 9 vs 21	Buy 33_Day
2025/01/30	Sell_9day	Buy 9 vs 21	Buy 33_Day
2025/01/31	Sell_9day	Buy 9 vs 21	Buy 33_Day
2025/02/03	Sell_9day	Buy 9 vs 21	Buy 33_Day
2025/02/04	Sell_9day	Buy 9 vs 21	Buy 33_Day
2025/02/05	Sell_9day	Buy 9 vs 21	Buy 33_Day
2025/02/06	Sell_9day	Buy 9 vs 21	Buy 33_Day
2025/02/07	Sell_9day	Buy 9 vs 21	Sell 33_Day
2025/02/10	Sell_9day	Buy 9 vs 21	Sell 33_Day
2025/02/11	Sell_9day	Sell 9 vs 21	Sell 33_Day
2025/02/12	Sell_9day	Sell 9 vs 21	Sell 33_Day
2025/02/13	Sell_9day	Sell 9 vs 21	Sell 33_Day
2025/02/14	Sell_9day	Sell 9 vs 21	Sell 33_Day
2025/02/17	Buy_9day	Sell 9 vs 21	Sell 33_Day
2025/02/18	Buy_9day	Sell 9 vs 21	Buy 33_Day

Strategy Universe

Euro_Europe_STOXX50_Pairs

Ascendant guidance

Trade

Strategy_Open Date

2025/01/24

Caterpillar Guidance

Trade

AIR.PAR

21 per. Mov. Avg. (AIR.PAR)

Linear (AIR.PAR)

TEF.MAD

21 per. Mov. Avg. (TEF.MAD)

Linear (TEF.MAD)

(+) : Mom Days

53

(-) : Mom Days

0

Guided : Factor

33 day

324_Buy Guidance

0.0%

324_Sell Guidance

94.5%

Mom_75 (days)

29.7%

9 vs 21 day

-2.59%

Price vs 9 day

2.37%

S
e
|
|

ALV.ETR

Allianz Se

Financials

Life Insurance

Germany

Market Cap : (B)

112 459

TEF.MAD

Telefonica S.A

Communication

Telecommunication

Spain

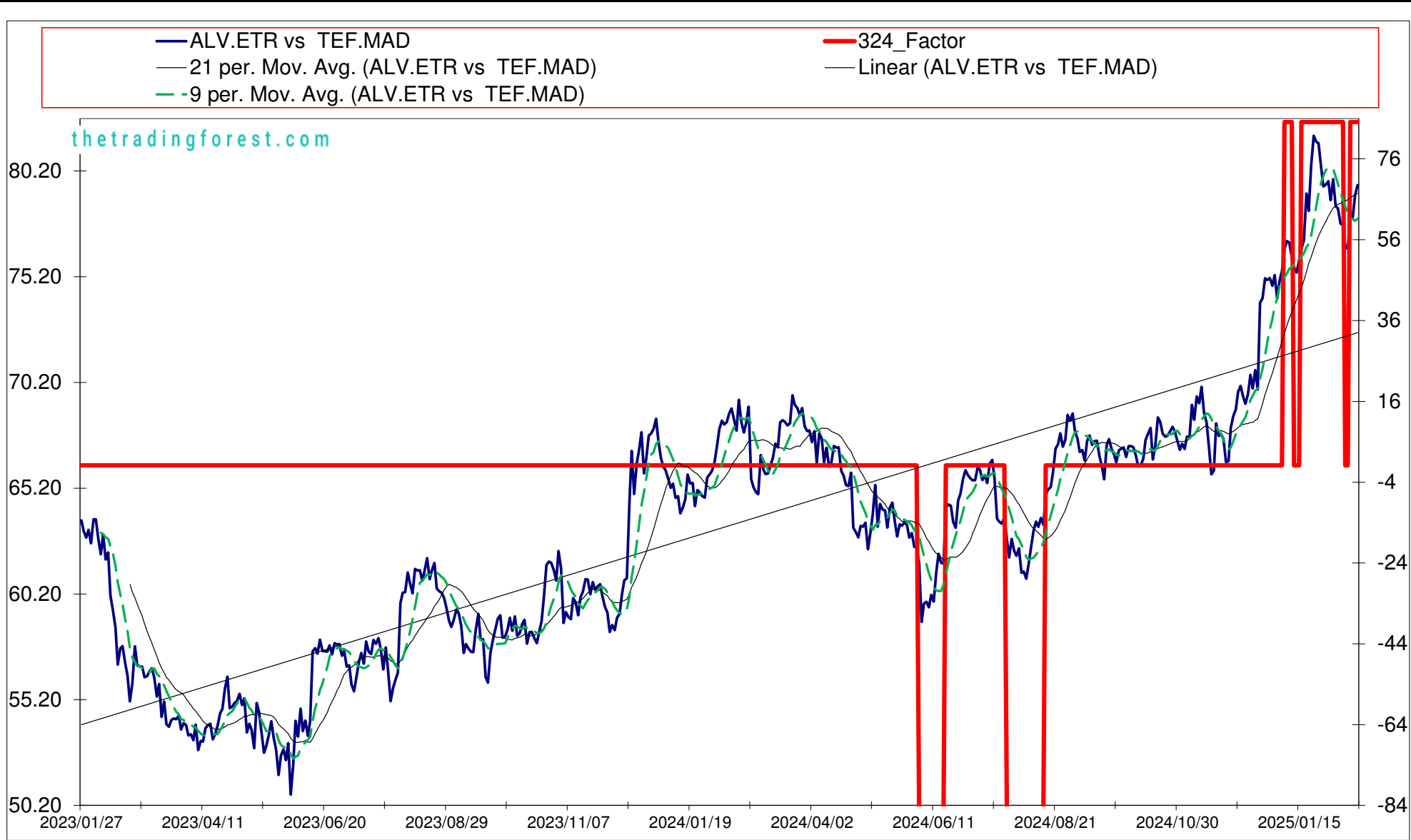
Market Cap : (B)

24 241

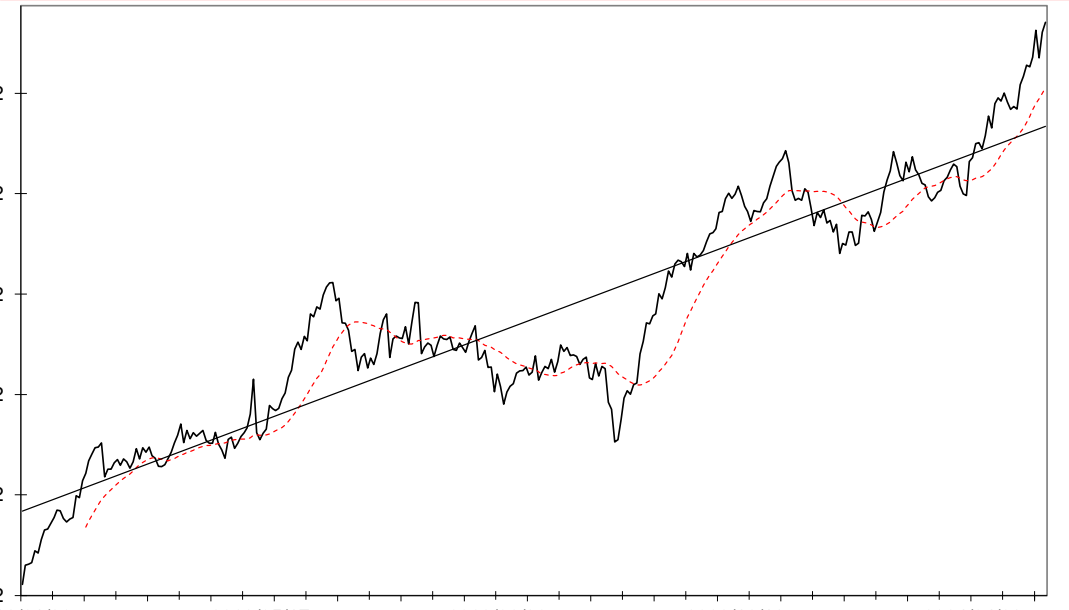
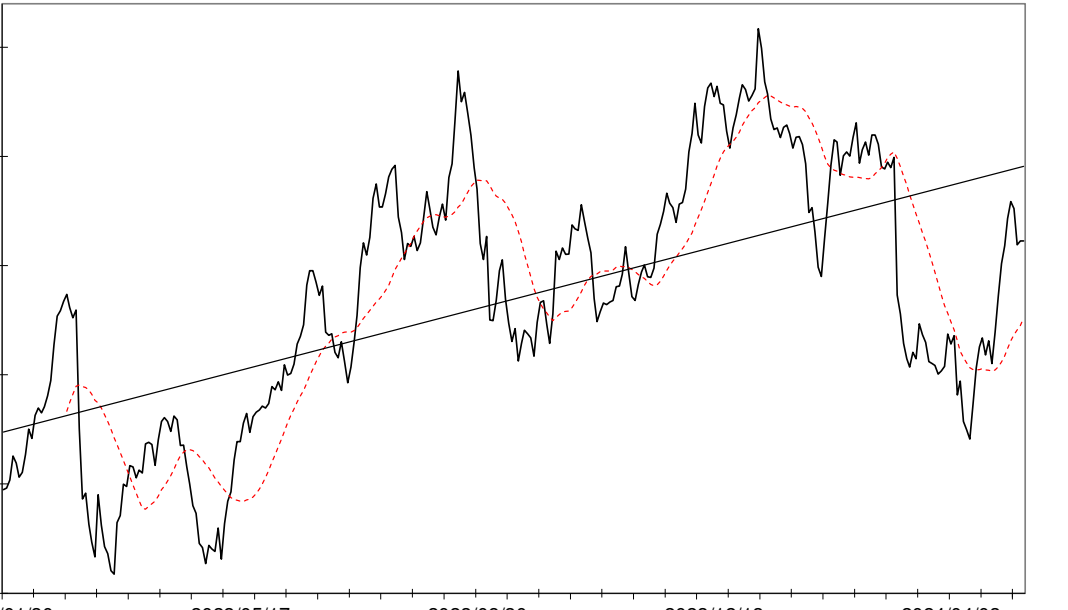
Follow the " 3day to 5day waiting period " before entering the trade : understand the Graph, Trend and Variables

Plan your enrty levels. Focus on the process not the outcome. Expect further short-term deviation from the trade signal. "Patience"

-2.343												35.827		-15.293	
Date	Price or Relative Price	Short_Term_ Radar	Medium_ Term_Radar	Caterpillar_ %	Wise_ Owl(Rnk)	324_Factor	Factor_324	Defcon _Index	Defcon _Index_Trade	Margin of Safety	75_Day_Mom	Trade_Rating (Guidance)	Trendsum		
2024/12/18	74.190	No Trade	No Trade	45.28%	0	Absolutely No	0	100	Research Defon Sell	4.22%	10.72%	C	24		
2024/12/19	75.126	No Trade	No Trade	59.01%	0	Absolutely No	0	100	Research Defon Sell	5.50%	12.96%	C	25		
2024/12/20	75.051	No Trade	No Trade	57.50%	0	Absolutely No	0	100	Research Defon Sell	5.36%	11.32%	C	27		
2024/12/23	75.134	No Trade	No Trade	57.60%	0	Absolutely No	0	100	Research Defon Sell	5.37%	11.00%	C	30		
2024/12/27	74.772	No Trade	No Trade	50.63%	30	Absolutely No	0	100	Research Defon Sell	4.72%	11.18%	C	34		
2024/12/30	75.280	No Trade	No Trade	57.13%	30	Absolutely No	0	100	Research Defon Sell	5.32%	11.66%	C	35		
2025/01/02	74.173	No Trade	No Trade	39.39%	30	Absolutely No	0	99	Research Defon Sell	3.67%	9.98%	C	36		
2025/01/03	75.025	No Trade	No Trade	51.79%	30	Absolutely No	0	100	Research Defon Sell	4.83%	12.43%	C	36		
2025/01/06	75.467	No Trade	No Trade	57.28%	30	Absolutely No	0	100	Research Defon Sell	5.34%	13.87%	C	36		
2025/01/07	76.523	No Trade	No Trade	72.70%	50	Research	85	100	Research Defon Sell	6.78%	16.62%	A	36		
2025/01/08	76.882	No Trade	No Trade	77.68%	50	Research	85	100	Research Defon Sell	7.24%	14.33%	C	35		
2025/01/09	76.813	No Trade	No Trade	76.27%	50	Research	85	100	Research Defon Sell	7.11%	13.76%	C	36		
2025/01/10	76.128	No Trade	No Trade	65.64%	50	Research	85	99	Research Defon Sell	6.12%	13.52%	C	36		
2025/01/13	75.627	No Trade	No Trade	57.01%	30	Absolutely No	0	98	Research Defon Sell	5.31%	13.22%	C	34		
2025/01/14	75.396	Sell_Panda_ST	No Trade	53.18%	30	Absolutely No	0	98	Research Defon Sell	4.96%	13.49%	C	32		
2025/01/15	75.963	Sell_Panda_ST	No Trade	61.26%	0	Absolutely No	0	99	Research Defon Sell	5.71%	13.39%	C	29		
2025/01/16	76.511	No Trade	No Trade	69.06%	50	Research	85	100	Research Defon Sell	6.44%	14.08%	C	26		
2025/01/17	76.927	No Trade	No Trade	74.89%	50	Research	85	100	Research Defon Sell	6.98%	14.60%	C	25		
2025/01/20	79.130	No Trade	No Trade	100.00%	50	Research	85	100	Research Defon Sell	9.93%	18.68%	A	23		
2025/01/21	78.312	No Trade	No Trade	88.20%	50	Research	85	99	Research Defon Sell	8.76%	16.57%	B	23		
2025/01/22	80.514	No Trade	No Trade	100.00%	50	Research	85	100	Research Defon Sell	11.78%	19.81%	A	23		
2025/01/23	81.859	No Trade	No Trade	100.00%	50	Research	85	100	Research Defon Sell	13.61%	21.93%	A	24		
2025/01/24	81.592	No Trade	No Trade	97.00%	50	Research	85	100	Research Defon Sell	13.20%	22.29%	A	26		
2025/01/27	81.508	No Trade	No Trade	95.32%	50	Research	85	100	Research Defon Sell	12.97%	23.07%	A	28		
2025/01/28	80.414	No Trade	No Trade	83.90%	50	Research	85	98	Research Defon Sell	11.42%	21.33%	B	29		
2025/01/29	79.468	No Trade	No Trade	74.00%	50	Research	85	97	Research Defon Sell	10.07%	19.34%	B	27		
2025/01/30	79.551	Sell_Panda_ST	No Trade	74.58%	50	Research	85	97	Research Defon Sell	10.15%	17.89%	B	23		
2025/01/31	79.720	Sell_Panda_ST	No Trade	76.03%	50	Research	85	97	Research Defon Sell	10.35%	17.62%	B	19		
2025/02/03	78.818	Sell_Panda_ST	No Trade	66.05%	50	Research	85	96	Research Defon Sell	8.99%	15.83%	B	13		
2025/02/04	79.816	No Trade	No Trade	75.92%	50	Research	85	98	Research Defon Sell	10.33%	19.92%	B	9		
2025/02/05	78.527	No Trade	No Trade	62.56%	50	Research	85	96	Research Defon Sell	8.51%	16.78%	B	5		
2025/02/06	78.432	No Trade	No Trade	61.33%	50	Research	85	96	Research Defon Sell	8.35%	14.42%	C	1		
2025/02/07	77.718	No Trade	No Trade	53.83%	0	Research	85	0	Absolutely no Trade	7.33%	13.72%	C	-3		
2025/02/10	77.630	No Trade	No Trade	52.15%	0	Research	85	0	Absolutely no Trade	7.10%	14.53%	C	-5		
2025/02/11	76.631	No Trade	No Trade	41.76%	0	Absolutely No	0	0	Absolutely no Trade	5.68%	13.29%	C	-8		
2025/02/12	76.518	No Trade	No Trade	40.36%	0	Absolutely No	0	0	Absolutely no Trade	5.49%	13.05%	C	-11		
2025/02/13	78.039	No Trade	No Trade	55.51%	50	Research	85	95	Research Defon Sell	7.56%	14.98%	C	-14		
2025/02/14	77.955	No Trade	No Trade	54.39%	50	Research	85	95	Research Defon Sell	7.40%	14.46%	C	-17		
2025/02/17	79.054	No Trade	No Trade	64.72%	50	Research	85	97	Research Defon Sell	8.81%	16.46%	B	-18		
2025/02/18	79.537	No Trade	No Trade	69.34%	50	Research	85	97	Research Defon Sell	9.44%	17.93%	B	-18		



Date	9 day	9 vs 21 day	33 day
2024/12/30	Buy_9day	Buy 9 vs 21	Buy 33_Day
2025/01/02	Buy_9day	Buy 9 vs 21	Buy 33_Day
2025/01/03	Buy_9day	Buy 9 vs 21	Buy 33_Day
2025/01/06	Buy_9day	Buy 9 vs 21	Buy 33_Day
2025/01/07	Buy_9day	Buy 9 vs 21	Buy 33_Day
2025/01/08	Buy_9day	Buy 9 vs 21	Buy 33_Day
2025/01/09	Buy_9day	Buy 9 vs 21	Buy 33_Day
2025/01/10	Buy_9day	Buy 9 vs 21	Buy 33_Day
2025/01/13	Sell_9day	Buy 9 vs 21	Buy 33_Day
2025/01/14	Sell_9day	Buy 9 vs 21	Buy 33_Day
2025/01/15	Sell_9day	Buy 9 vs 21	Buy 33_Day
2025/01/16	Buy_9day	Buy 9 vs 21	Buy 33_Day
2025/01/17	Buy_9day	Buy 9 vs 21	Buy 33_Day
2025/01/20	Buy_9day	Buy 9 vs 21	Buy 33_Day
2025/01/21	Buy_9day	Buy 9 vs 21	Buy 33_Day
2025/01/22	Buy_9day	Buy 9 vs 21	Buy 33_Day
2025/01/23	Buy_9day	Buy 9 vs 21	Buy 33_Day
2025/01/24	Buy_9day	Buy 9 vs 21	Buy 33_Day
2025/01/27	Buy_9day	Buy 9 vs 21	Buy 33_Day
2025/01/28	Buy_9day	Buy 9 vs 21	Buy 33_Day
2025/01/29	Sell_9day	Buy 9 vs 21	Buy 33_Day
2025/01/30	Sell_9day	Buy 9 vs 21	Buy 33_Day
2025/01/31	Sell_9day	Buy 9 vs 21	Buy 33_Day
2025/02/03	Sell_9day	Buy 9 vs 21	Buy 33_Day
2025/02/04	Sell_9day	Buy 9 vs 21	Buy 33_Day
2025/02/05	Sell_9day	Buy 9 vs 21	Buy 33_Day
2025/02/06	Sell_9day	Buy 9 vs 21	Buy 33_Day
2025/02/07	Sell_9day	Buy 9 vs 21	Buy 33_Day
2025/02/10	Sell_9day	Buy 9 vs 21	Buy 33_Day
2025/02/11	Sell_9day	Sell 9 vs 21	Sell 33_Day
2025/02/12	Sell_9day	Sell 9 vs 21	Sell 33_Day
2025/02/13	Buy_9day	Sell 9 vs 21	Buy 33_Day
2025/02/14	Buy_9day	Sell 9 vs 21	Buy 33_Day
2025/02/17	Buy_9day	Sell 9 vs 21	Buy 33_Day
2025/02/18	Buy_9day	Sell 9 vs 21	Buy 33_Day

Strategy Universe		Euro_Europe_STOXX50_Pairs		Ascendant guidance		Trade		Strategy_Open Date		2025/01/24		Caterpillar Guidance		Trade	
<div><div><div>— ALV.ETR</div><div>----- 21 per. Mov. Avg. (ALV.ETR)</div><div>— Linear (ALV.ETR)</div></div></div>		<div><div><div>— TEF.MAD</div><div>----- 21 per. Mov. Avg. (TEF.MAD)</div><div>— Linear (TEF.MAD)</div></div></div>		(+): Mom Days		53									
				(-): Mom Days		0									
				Guided: Factor		33 day									
				324_Buy Guidance		0.0%									
				324_Sell Guidance		97.2%									
				Mom_75 (days)		17.9%									
				9 vs 21 day		-1.49%									
				Price vs 9 day		2.04%									

S
e
|
|

ALV.ETR

Allianz Se

Financials

Life Insurance

Germany

Market Cap : (B)

112 459

Follow the " 3day to 5day waiting period " before entering the trade : understand the Graph, Trend and Variables

VIV.PAR

Vivendi Se

Communication

Mobile Telecommunications

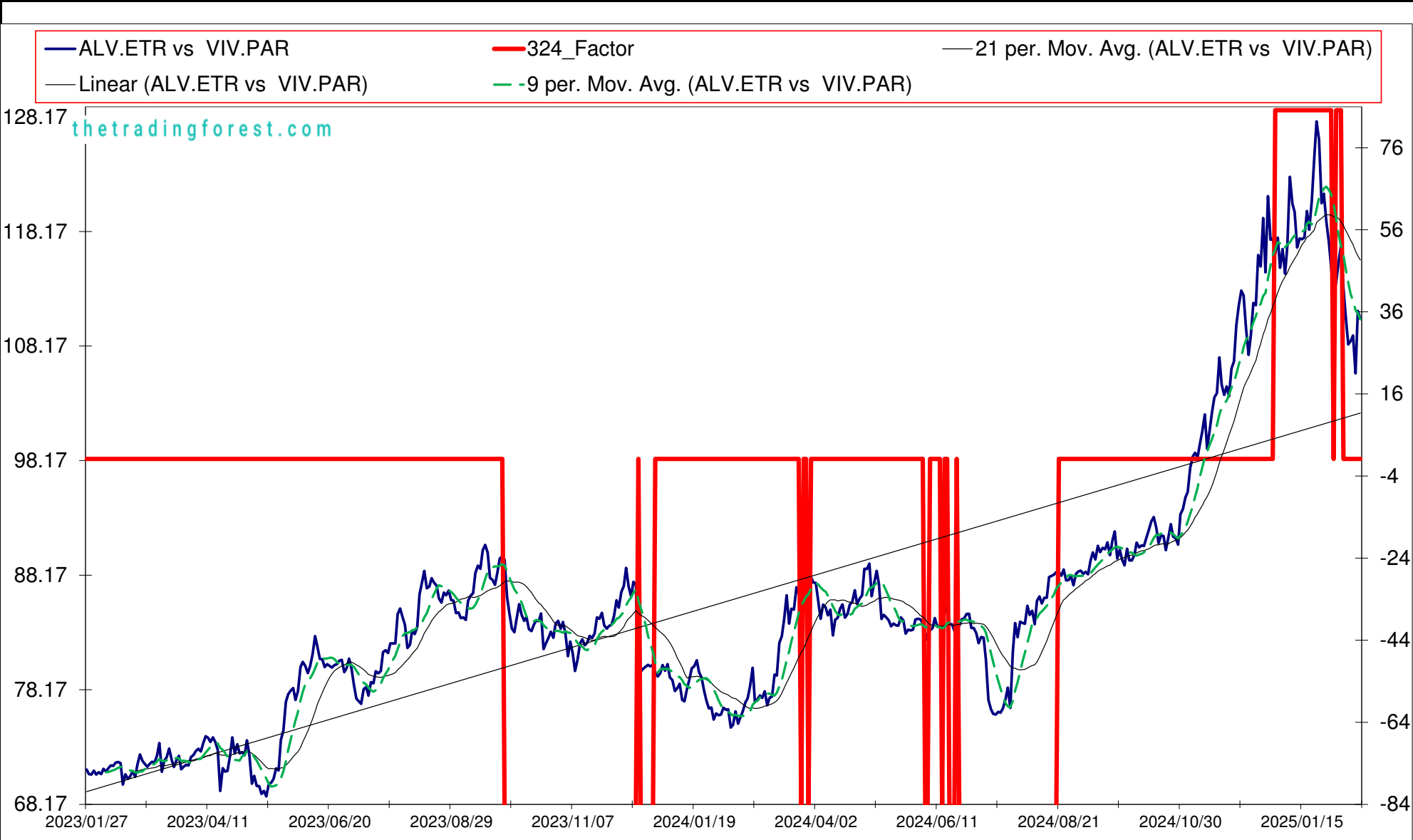
France

Market Cap : (B)

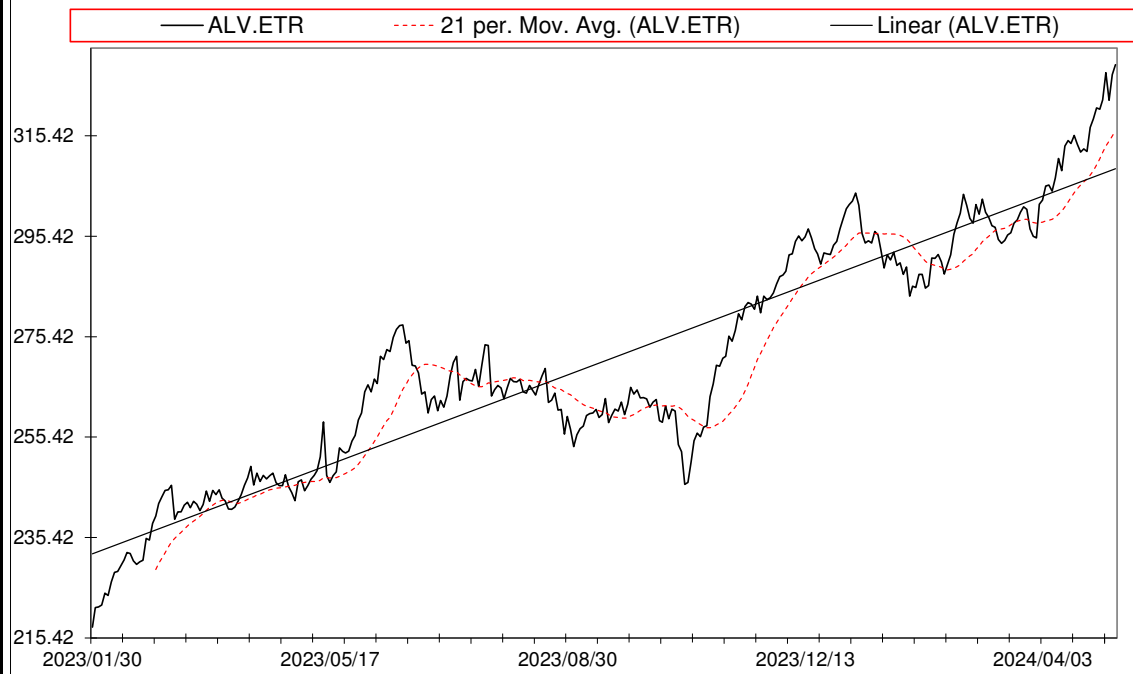
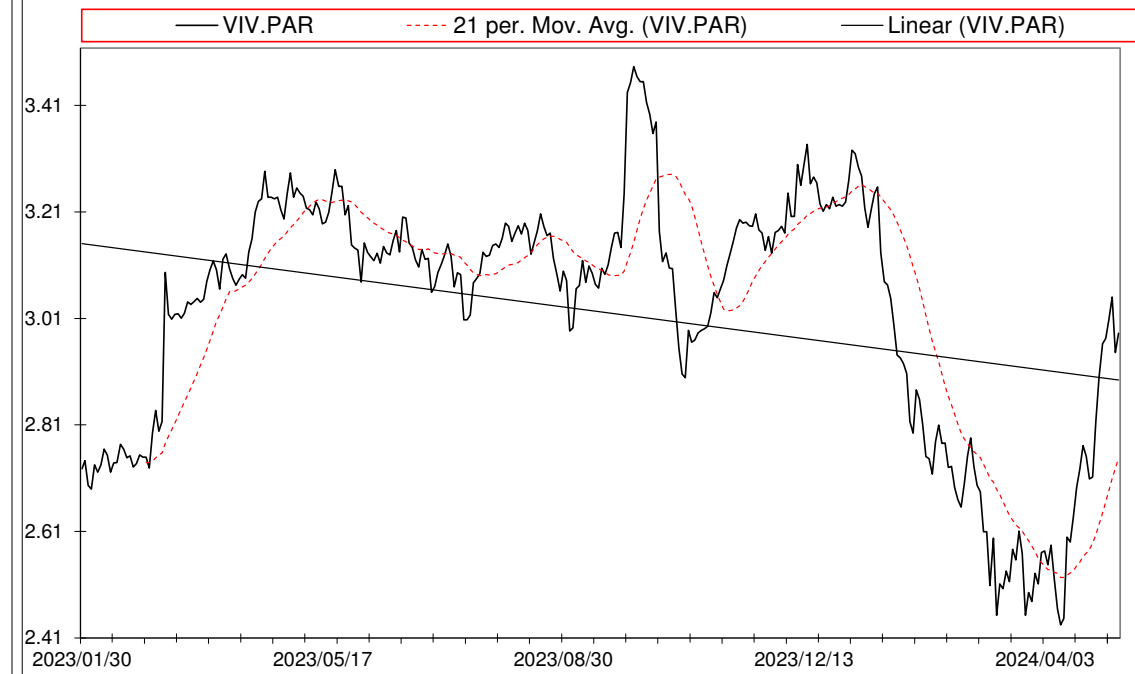
8 910

Plan your enrty levels. Focus on the process not the outcome. Expect further short-term deviation from the trade signal. "Patience"

-2.257						75.046						-33.243	
Date	Price or Relative Price	Short_Term_ Radar	Medium_ Term_Radar	Caterpillar_ %	Wise_ Owl(Rnk)	324_Factor	Factor_324	Defcon _Index	Defcon _Index_Trade	Margin of Safety	75_Day_Mom	Trade_Rating (Guidance)	Trendsum
2024/12/18	114.599	No Trade	No Trade	32.57%	0	Absolutely No	0	96	Research Defon Sell	10.64%	29.56%	C	22
2024/12/19	121.257	No Trade	No Trade	51.97%	0	Absolutely No	0	100	Research Defon Sell	16.98%	37.41%	C	24
2024/12/20	117.450	No Trade	No Trade	40.47%	0	Absolutely No	0	97	Research Defon Sell	13.23%	31.28%	C	26
2024/12/23	117.553	No Trade	No Trade	41.46%	0	Absolutely No	0	97	Research Defon Sell	13.07%	30.38%	C	28
2024/12/27	116.259	No Trade	No Trade	38.42%	50	Research	85	96	Research Defon Sell	11.50%	29.83%	B	30
2024/12/30	117.621	No Trade	No Trade	41.96%	50	Research	85	97	Research Defon Sell	12.56%	29.62%	B	26
2025/01/02	114.990	Sell_Panda_ST	No Trade	32.74%	0	Research	85	0	Absolutely no Trade	9.80%	27.52%	C	23
2025/01/03	116.634	Sell_Panda_ST	No Trade	37.71%	50	Research	85	96	Research Defon Sell	11.29%	28.79%	B	19
2025/01/06	114.488	Sell_Panda_ST	No Trade	30.07%	0	Research	85	0	Absolutely no Trade	9.00%	26.60%	C	13
2025/01/07	116.946	No Trade	No Trade	37.61%	50	Research	85	96	Research Defon Sell	11.26%	28.48%	B	8
2025/01/08	122.929	No Trade	No Trade	57.48%	50	Research	85	100	Research Defon Sell	16.86%	36.72%	A	8
2025/01/09	120.609	No Trade	No Trade	59.50%	50	Research	85	98	Research Defon Sell	14.57%	32.23%	B	10
2025/01/10	119.863	No Trade	No Trade	60.83%	50	Research	85	98	Research Defon Sell	13.78%	30.30%	B	10
2025/01/13	116.759	No Trade	No Trade	46.76%	0	Research	85	0	Absolutely no Trade	10.59%	30.30%	C	10
2025/01/14	117.570	No Trade	No Trade	49.79%	50	Research	85	96	Research Defon Sell	11.28%	30.08%	B	9
2025/01/15	117.478	No Trade	No Trade	49.05%	50	Research	85	96	Research Defon Sell	11.11%	31.19%	B	6
2025/01/16	117.652	No Trade	No Trade	49.42%	50	Research	85	96	Research Defon Sell	11.20%	32.17%	B	5
2025/01/17	119.953	No Trade	No Trade	63.59%	50	Research	85	98	Research Defon Sell	13.29%	32.58%	B	3
2025/01/20	118.312	No Trade	No Trade	56.36%	50	Research	85	96	Research Defon Sell	11.50%	32.25%	B	3
2025/01/21	120.794	No Trade	No Trade	67.42%	50	Research	85	98	Research Defon Sell	13.75%	35.03%	B	5
2025/01/22	124.594	No Trade	No Trade	87.23%	50	Research	85	100	Research Defon Sell	17.25%	38.56%	A	7
2025/01/23	127.785	No Trade	No Trade	100.00%	50	Research	85	100	Research Defon Sell	20.16%	40.42%	A	11
2025/01/24	126.176	No Trade	No Trade	92.07%	50	Research	85	99	Research Defon Sell	18.56%	39.29%	B	15
2025/01/27	120.631	No Trade	No Trade	65.01%	0	Research	85	0	Absolutely no Trade	13.11%	32.89%	C	17
2025/01/28	121.475	No Trade	No Trade	68.53%	50	Research	85	95	Research Defon Sell	13.82%	33.91%	B	19
2025/01/29	119.037	Sell_Panda_ST	Sell_Panda_ST	56.80%	0	Research	85	0	Absolutely no Trade	11.45%	30.16%	C	17
2025/01/30	117.243	Sell_Panda_ST	Sell_Panda_ST	48.08%	0	Research	85	0	Absolutely no Trade	9.69%	27.24%	C	12
2025/01/31	115.077	No Trade	No Trade	37.64%	0	Research	85	0	Absolutely no Trade	7.59%	23.94%	C	7
2025/02/03	112.708	No Trade	No Trade	25.53%	0	Absolutely No	0	0	Absolutely no Trade	5.15%	20.87%	C	1
2025/02/04	113.745	No Trade	No Trade	29.96%	0	Research	85	0	Absolutely no Trade	6.04%	23.20%	C	-4
2025/02/05	115.368	No Trade	No Trade	37.08%	0	Research	85	0	Absolutely no Trade	7.48%	26.83%	C	-8
2025/02/06	116.968	No Trade	No Trade	44.08%	0	Research	85	0	Absolutely no Trade	8.89%	27.67%	C	-10
2025/02/07	113.250	No Trade	No Trade	26.55%	0	Absolutely No	0	0	Absolutely no Trade	5.35%	23.65%	C	-9
2025/02/10	110.766	No Trade	No Trade	13.99%	0	Absolutely No	0	0	Absolutely no Trade	2.82%	22.58%	C	-10
2025/02/11	108.308	No Trade	No Trade	2.31%	0	Absolutely No	0	0	Absolutely no Trade	0.47%	18.44%	C	-12
2025/02/12	108.583	No Trade	No Trade	3.22%	0	Absolutely No	0	0	Absolutely no Trade	0.65%	17.24%	C	-15
2025/02/13	109.079	No Trade	No Trade	5.15%	0	Absolutely No	0	0	Absolutely no Trade	1.04%	19.16%	C	-18
2025/02/14	105.772	No Trade	No Trade	12.27%	0	Absolutely No	0	0	Absolutely no Trade	-2.09%	15.72%	C	-21
2025/02/17	111.239	No Trade	No Trade	13.62%	0	Absolutely No	0	0	Absolutely no Trade	2.75%	22.46%	C	-24
2025/02/18	110.567	No Trade	No Trade	10.18%	0	Absolutely No	0	0	Absolutely no Trade	2.05%	18.29%	C	-26



Date	9 day	9 vs 21 day	33 day
2024/12/30	Buy_9day	Buy 9 vs 21	Buy 33_Day
2025/01/02	Sell_9day	Buy 9 vs 21	Buy 33_Day
2025/01/03	Sell_9day	Buy 9 vs 21	Buy 33_Day
2025/01/06	Sell_9day	Buy 9 vs 21	Buy 33_Day
2025/01/07	Sell_9day	Buy 9 vs 21	Buy 33_Day
2025/01/08	Buy_9day	Buy 9 vs 21	Buy 33_Day
2025/01/09	Buy_9day	Buy 9 vs 21	Buy 33_Day
2025/01/10	Buy_9day	Buy 9 vs 21	Buy 33_Day
2025/01/13	Sell_9day	Buy 9 vs 21	Buy 33_Day
2025/01/14	Sell_9day	Buy 9 vs 21	Buy 33_Day
2025/01/15	Sell_9day	Buy 9 vs 21	Buy 33_Day
2025/01/16	Sell_9day	Buy 9 vs 21	Buy 33_Day
2025/01/17	Buy_9day	Buy 9 vs 21	Buy 33_Day
2025/01/20	Sell_9day	Buy 9 vs 21	Buy 33_Day
2025/01/21	Buy_9day	Buy 9 vs 21	Buy 33_Day
2025/01/22	Buy_9day	Buy 9 vs 21	Buy 33_Day
2025/01/23	Buy_9day	Buy 9 vs 21	Buy 33_Day
2025/01/24	Buy_9day	Buy 9 vs 21	Buy 33_Day
2025/01/27	Sell_9day	Buy 9 vs 21	Buy 33_Day
2025/01/28	Sell_9day	Buy 9 vs 21	Buy 33_Day
2025/01/29	Sell_9day	Buy 9 vs 21	Buy 33_Day
2025/01/30	Sell_9day	Buy 9 vs 21	Sell 33_Day
2025/01/31	Sell_9day	Buy 9 vs 21	Sell 33_Day
2025/02/03	Sell_9day	Buy 9 vs 21	Sell 33_Day
2025/02/04	Sell_9day	Sell 9 vs 21	Sell 33_Day
2025/02/05	Sell_9day	Sell 9 vs 21	Sell 33_Day
2025/02/06	Buy_9day	Sell 9 vs 21	Sell 33_Day
2025/02/07	Sell_9day	Sell 9 vs 21	Sell 33_Day
2025/02/10	Sell_9day	Sell 9 vs 21	Sell 33_Day
2025/02/11	Sell_9day	Sell 9 vs 21	Sell 33_Day
2025/02/12	Sell_9day	Sell 9 vs 21	Sell 33_Day
2025/02/13	Sell_9day	Sell 9 vs 21	Sell 33_Day
2025/02/14	Sell_9day	Sell 9 vs 21	Sell 33_Day
2025/02/17	Buy_9day	Sell 9 vs 21	Sell 33_Day
2025/02/18	Buy_9day	Sell 9 vs 21	Sell 33_Day

Strategy Universe		Euro_Europe_STOXX50_Pairs		Ascendant guidance		Research		Strategy_Open Date		2025/01/24		Caterpillar Guidance		Trade			
<div><div><div>— ALV.ETR</div><div>----- 21 per. Mov. Avg. (ALV.ETR)</div><div>— Linear (ALV.ETR)</div></div></div>				<div><div><div>— VIV.PAR</div><div>----- 21 per. Mov. Avg. (VIV.PAR)</div><div>— Linear (VIV.PAR)</div></div></div>										(+): Mom Days		0	
												(-): Mom Days		0			
												Guided: Factor		9 vs 21 day			
												324_Buy Guidance		0.0%			
												324_Sell Guidance		86.5%			
												Mom_75 (days)		18.3%			
												9 vs 21 day		-4.47%			
												Price vs 9 day		0.06%			

S
e
l
l

AMS.MAD

Amadeus It Group S.A.

Information Technology

Software & Computer Services

Spain

Market Cap : (B)

29 224

TEF.MAD

Telefonica S.A

Communication

Telecommunication

Spain

Market Cap : (B)

24 241

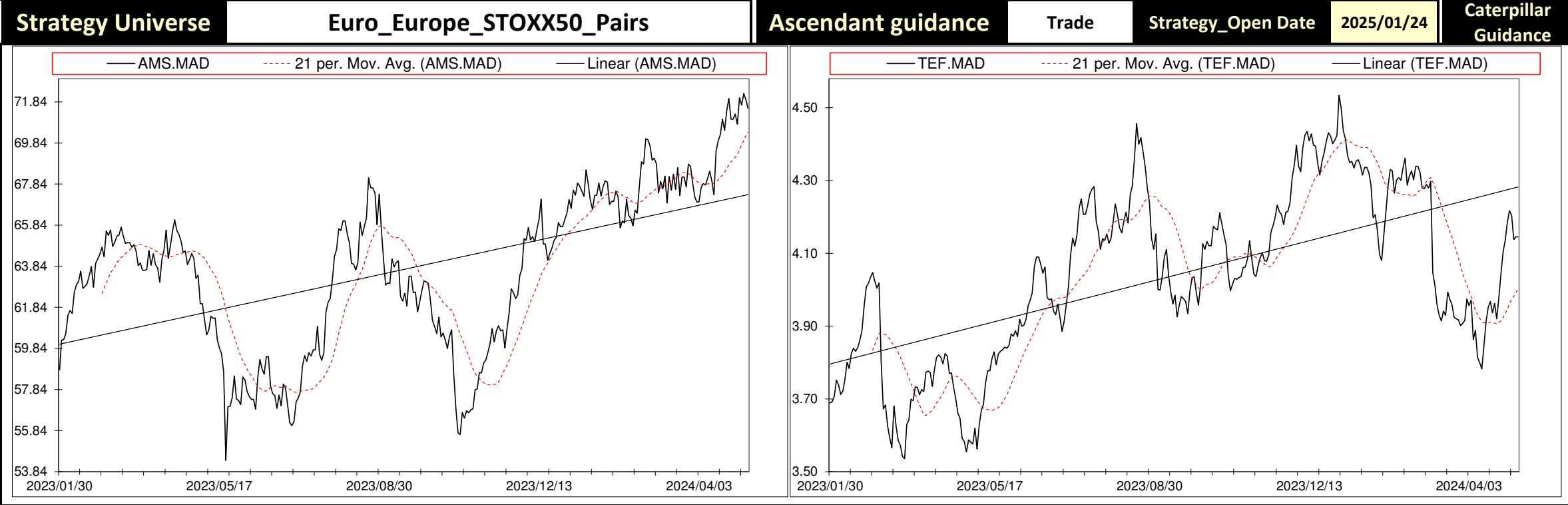
Follow the " 3day to 5day waiting period " before entering the trade : understand the Graph, Trend and Variables

Plan your enrty levels. Focus on the process not the outcome. Expect further short-term deviation from the trade signal. "Patience"

-1.093															-2.191															2.004														
Date	Price or Relative Price	Short_Term_ Radar	Medium_ Term_Radar	Caterpillar_ %	Wise_ Owl(Rnk)	324_Factor	Factor_324	Defcon _Index	Defcon _Index_Trade		Margin of Safety	75_Day_Mom	Trade_Rating (Guidance)	Trendsum																														
2024/12/18	17.012	No Trade	No Trade	49.55%	0	Absolutely No	0	92	Research	Defon Sell	8.00%	18.39%	C	11																														
2024/12/19	16.916	No Trade	No Trade	45.78%	0	Absolutely No	0	92	Research	Defon Sell	7.39%	15.73%	C	10																														
2024/12/20	17.363	No Trade	No Trade	63.36%	30	Research	85	94	Research	Defon Sell	10.22%	16.37%	C	12																														
2024/12/23	17.260	No Trade	No Trade	59.38%	30	Research	85	93	Research	Defon Sell	9.58%	15.31%	C	15																														
2024/12/27	17.340	No Trade	No Trade	62.58%	30	Research	85	94	Research	Defon Sell	10.10%	17.28%	C	18																														
2024/12/30	17.205	No Trade	No Trade	57.29%	30	Research	85	93	Research	Defon Sell	9.24%	16.11%	C	20																														
2025/01/02	17.194	No Trade	No Trade	56.93%	30	Research	85	94	Research	Defon Sell	9.19%	14.96%	C	20																														
2025/01/03	16.939	No Trade	No Trade	46.88%	30	Research	85	92	Research	Defon Sell	7.56%	14.49%	C	20																														
2025/01/06	17.226	No Trade	No Trade	58.23%	30	Research	85	94	Research	Defon Sell	9.40%	14.72%	C	19																														
2025/01/07	17.380	No Trade	No Trade	64.30%	30	Research	85	95	Research	Defon Sell	10.37%	17.36%	C	19																														
2025/01/08	17.275	No Trade	No Trade	60.19%	30	Research	85	94	Research	Defon Sell	9.71%	14.03%	C	18																														
2025/01/09	17.569	No Trade	No Trade	71.78%	50	Research	85	95	Research	Defon Sell	11.58%	16.63%	B	17																														
2025/01/10	17.615	No Trade	No Trade	73.62%	50	Research	85	95	Research	Defon Sell	11.88%	18.46%	B	19																														
2025/01/13	17.384	No Trade	No Trade	64.54%	50	Research	85	94	Research	Defon Sell	10.41%	18.24%	B	22																														
2025/01/14	17.174	No Trade	No Trade	56.32%	50	Research	85	93	Research	Defon Sell	9.09%	16.02%	B	23																														
2025/01/15	16.854	Sell_Panda_ST	Sell_Panda_ST	43.72%	50	Research	85	91	Research	Defon Sell	7.05%	12.36%	C	22																														
2025/01/16	16.936	Sell_Panda_ST	Sell_Panda_ST	46.95%	30	Research	85	92	Research	Defon Sell	7.58%	11.73%	C	19																														
2025/01/17	17.043	Sell_Panda_ST	Sell_Panda_ST	51.19%	30	Research	85	92	Research	Defon Sell	8.26%	15.40%	C	15																														
2025/01/20	17.571	No Trade	No Trade	72.04%	50	Research	85	95	Research	Defon Sell	11.62%	18.90%	B	12																														
2025/01/21	17.443	No Trade	No Trade	66.99%	30	Research	85	94	Research	Defon Sell	10.81%	18.20%	C	8																														
2025/01/22	17.860	No Trade	No Trade	83.44%	50	Research	85	96	Research	Defon Sell	13.46%	19.49%	B	8																														
2025/01/23	18.025	No Trade	No Trade	89.96%	50	Research	85	96	Research	Defon Sell	14.51%	21.18%	B	9																														
2025/01/24	17.985	No Trade	No Trade	88.38%	50	Research	85	96	Research	Defon Sell	14.26%	20.86%	B	11																														
2025/01/27	17.508	No Trade	No Trade	69.67%	50	Research	85	94	Research	Defon Sell	11.24%	18.24%	B	14																														
2025/01/28	17.755	No Trade	No Trade	79.40%	50	Research	85	95	Research	Defon Sell	12.81%	19.25%	B	15																														
2025/01/29	17.706	No Trade	No Trade	77.49%	50	Research	85	95	Research	Defon Sell	12.50%	19.04%	B	15																														
2025/01/30	17.711	Sell_Panda_ST	No Trade	77.67%	50	Research	85	95	Research	Defon Sell	12.53%	18.50%	B	16																														
2025/01/31	18.043	No Trade	No Trade	90.79%	50	Research	85	96	Research	Defon Sell	14.65%	20.34%	B	16																														
2025/02/03	17.788	No Trade	No Trade	80.80%	50	Research	85	95	Research	Defon Sell	13.04%	18.43%	B	16																														
2025/02/04	18.219	No Trade	No Trade	97.77%	50	Research	85	97	Research	Defon Sell	15.78%	23.12%	B	16																														
2025/02/05	18.104	No Trade	No Trade	93.27%	50	Research	85	96	Research	Defon Sell	15.05%	22.13%	B	17																														
2025/02/06	17.561	No Trade	No Trade	71.90%	50	Research	85	93	Research	Defon Sell	11.60%	15.32%	B	18																														
2025/02/07	17.309	Sell_Panda_ST	Sell_Panda_ST	61.97%	30	Research	85	92	Research	Defon Sell	10.00%	13.50%	C	18																														
2025/02/10	17.229	Sell_Panda_ST	Sell_Panda_ST	58.86%	0	Research	85	0	Absolutely no Trade		9.50%	10.84%	C	17																														
2025/02/11	16.908	Sell_Panda_ST	Sell_Panda_ST	46.24%	0	Research	85	0	Absolutely no Trade		7.46%	8.53%	C	15																														
2025/02/12	17.087	No Trade	No Trade	53.32%	0	Research	85	0	Absolutely no Trade		8.60%	10.14%	C	11																														
2025/02/13	17.054	No Trade	No Trade	52.04%	0	Research	85	0	Absolutely no Trade		8.40%	9.90%	C	6																														
2025/02/14	17.462	No Trade	No Trade	68.11%	30	Research	85	93	Research	Defon Sell	10.99%	10.91%	C	2																														
2025/02/17	17.360	No Trade	No Trade	64.14%	30	Research	85	92	Research	Defon Sell	10.35%	11.47%	C	-2																														
2025/02/18	17.259	No Trade	No Trade	60.16%	0	Research	85	0	Absolutely no Trade		9.71%	11.73%	C	-5																														



Date	9 day	9 vs 21 day	33 day
2024/12/30	Buy_9day	Buy 9 vs 21	Buy 33_Day
2025/01/02	Buy_9day	Buy 9 vs 21	Buy 33_Day
2025/01/03	Sell_9day	Buy 9 vs 21	Buy 33_Day
2025/01/06	Buy_9day	Buy 9 vs 21	Buy 33_Day
2025/01/07	Buy_9day	Buy 9 vs 21	Buy 33_Day
2025/01/08	Buy_9day	Buy 9 vs 21	Buy 33_Day
2025/01/09	Buy_9day	Buy 9 vs 21	Buy 33_Day
2025/01/10	Buy_9day	Buy 9 vs 21	Buy 33_Day
2025/01/13	Buy_9day	Buy 9 vs 21	Buy 33_Day
2025/01/14	Sell_9day	Buy 9 vs 21	Buy 33_Day
2025/01/15	Sell_9day	Buy 9 vs 21	Buy 33_Day
2025/01/16	Sell_9day	Buy 9 vs 21	Buy 33_Day
2025/01/17	Sell_9day	Buy 9 vs 21	Buy 33_Day
2025/01/20	Buy_9day	Buy 9 vs 21	Buy 33_Day
2025/01/21	Buy_9day	Buy 9 vs 21	Buy 33_Day
2025/01/22	Buy_9day	Buy 9 vs 21	Buy 33_Day
2025/01/23	Buy_9day	Buy 9 vs 21	Buy 33_Day
2025/01/24	Buy_9day	Buy 9 vs 21	Buy 33_Day
2025/01/27	Buy_9day	Buy 9 vs 21	Buy 33_Day
2025/01/28	Buy_9day	Buy 9 vs 21	Buy 33_Day
2025/01/29	Buy_9day	Buy 9 vs 21	Buy 33_Day
2025/01/30	Sell_9day	Buy 9 vs 21	Buy 33_Day
2025/01/31	Buy_9day	Buy 9 vs 21	Buy 33_Day
2025/02/03	Sell_9day	Buy 9 vs 21	Buy 33_Day
2025/02/04	Buy_9day	Buy 9 vs 21	Buy 33_Day
2025/02/05	Buy_9day	Buy 9 vs 21	Buy 33_Day
2025/02/06	Sell_9day	Buy 9 vs 21	Buy 33_Day
2025/02/07	Sell_9day	Buy 9 vs 21	Sell 33_Day
2025/02/10	Sell_9day	Buy 9 vs 21	Sell 33_Day
2025/02/11	Sell_9day	Buy 9 vs 21	Sell 33_Day
2025/02/12	Sell_9day	Buy 9 vs 21	Sell 33_Day
2025/02/13	Sell_9day	Sell 9 vs 21	Sell 33_Day
2025/02/14	Buy_9day	Sell 9 vs 21	Buy 33_Day
2025/02/17	Buy_9day	Sell 9 vs 21	Sell 33_Day
2025/02/18	Buy_9day	Sell 9 vs 21	Sell 33_Day



S
e
l
l

AMS.MAD

Amadeus It Group S.A.

Information Technology

Software & Computer Services

Spain

Market Cap : (B)

29 224

Follow the " 3day to 5day waiting period " before entering the trade : understand the Graph, Trend and Variables

VIV.PAR

Vivendi Se

Communication

Mobile Telecommunications

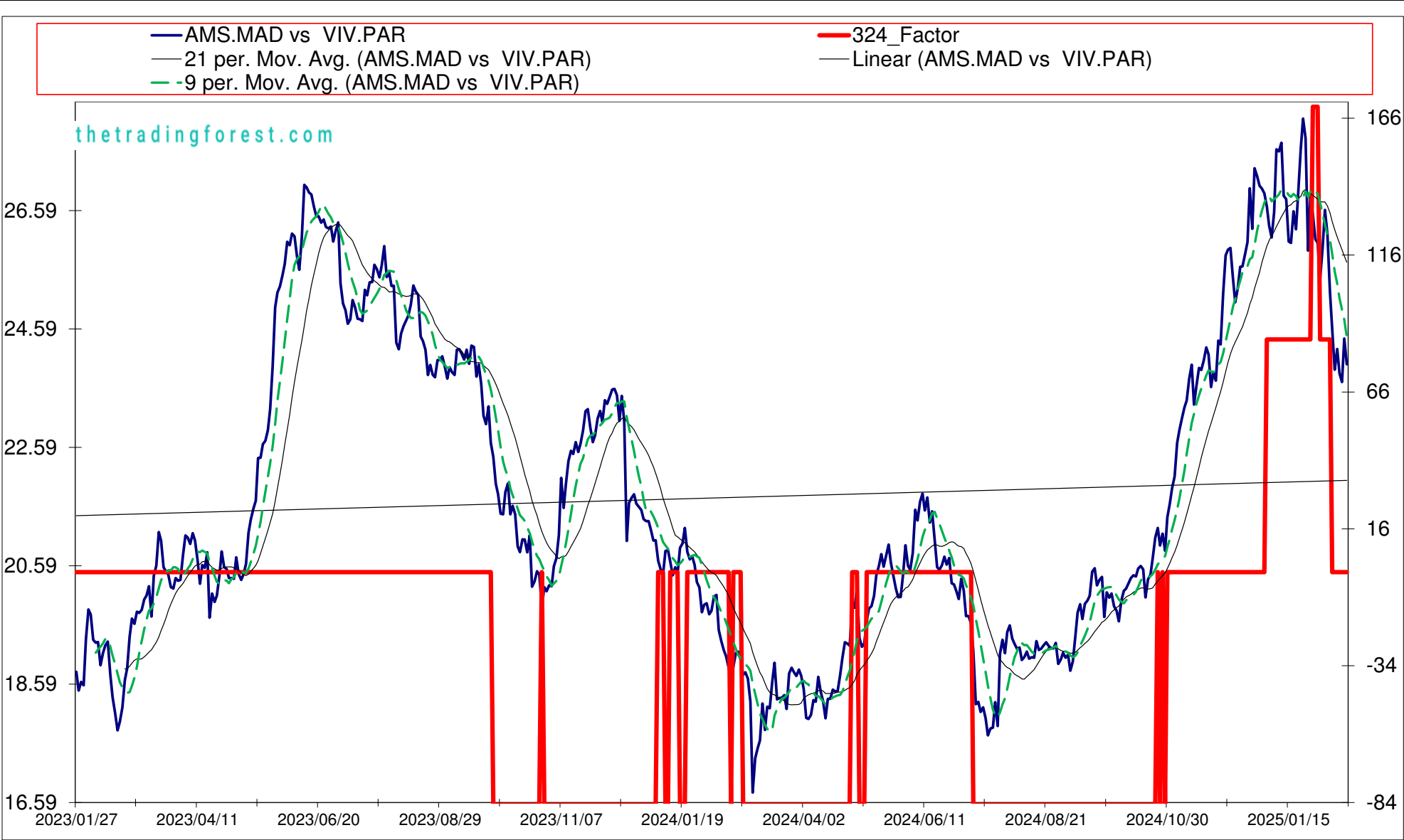
France

Market Cap : (B)



8 910

Plan your enrty levels. Focus on the process not the outcome. Expect further short-term deviation from the trade signal. "Patience"

-2.307										41.751				-18.096	
Date	Price or Relative Price	Short_Term_ Radar	Medium_ Term_Radar	Caterpillar_ %	Wise_ Owl(Rnk)	324_Factor	Factor_324	Defcon _Index	Defcon _Index_Trade	Margin of Safety	75_Day_Mom	Trade_Rating (Guidance)	Trendsum		
2024/12/18	26.279	No Trade	No Trade	44.55%	0	Absolutely No	0	97	Research Defon Sell	14.34%	38.53%	C	26		
2024/12/19	27.303	No Trade	No Trade	58.23%	0	Absolutely No	0	100	Research Defon Sell	18.75%	40.78%	C	27		
2024/12/20	27.171	No Trade	No Trade	56.90%	0	Absolutely No	0	100	Research Defon Sell	18.12%	37.24%	C	30		
2024/12/23	27.005	No Trade	No Trade	57.27%	30	Absolutely No	0	99	Research Defon Sell	17.25%	35.44%	C	31		
2024/12/27	26.961	No Trade	No Trade	55.97%	30	Absolutely No	0	99	Research Defon Sell	16.85%	36.95%	C	33		
2024/12/30	26.881	No Trade	No Trade	57.97%	0	Absolutely No	0	98	Research Defon Sell	16.36%	34.79%	C	29		
2025/01/02	26.656	No Trade	No Trade	58.92%	50	Research	85	98	Research Defon Sell	15.23%	33.30%	B	25		
2025/01/03	26.333	Sell_Panda_ST	No Trade	53.32%	50	Research	85	96	Research Defon Sell	13.78%	31.15%	B	21		
2025/01/06	26.133	Sell_Panda_ST	Sell_Panda_ST	49.41%	50	Research	85	96	Research Defon Sell	12.77%	27.55%	B	15		
2025/01/07	26.560	No Trade	No Trade	64.20%	50	Research	85	97	Research Defon Sell	14.57%	29.29%	B	9		
2025/01/08	27.621	No Trade	No Trade	84.14%	50	Research	85	100	Research Defon Sell	19.10%	36.35%	A	9		
2025/01/09	27.586	No Trade	No Trade	83.25%	50	Research	85	100	Research Defon Sell	18.89%	35.57%	A	10		
2025/01/10	27.735	No Trade	No Trade	85.85%	50	Research	85	100	Research Defon Sell	19.48%	35.97%	A	12		
2025/01/13	26.838	No Trade	No Trade	68.16%	50	Research	85	97	Research Defon Sell	15.47%	36.08%	B	13		
2025/01/14	26.781	No Trade	No Trade	66.86%	50	Research	85	97	Research Defon Sell	15.17%	32.98%	B	13		
2025/01/15	26.065	No Trade	No Trade	53.08%	0	Research	85	0	Absolutely no Trade	12.05%	30.00%	C	11		
2025/01/16	26.042	No Trade	No Trade	52.44%	0	Research	85	0	Absolutely no Trade	11.90%	29.45%	C	7		
2025/01/17	26.575	No Trade	No Trade	62.31%	50	Research	85	96	Research Defon Sell	14.14%	33.51%	B	3		
2025/01/20	26.272	No Trade	No Trade	55.93%	0	Research	85	0	Absolutely no Trade	12.69%	32.50%	C	-1		
2025/01/21	26.905	No Trade	No Trade	67.68%	50	Research	85	97	Research Defon Sell	15.36%	36.92%	B	-4		
2025/01/22	27.638	No Trade	No Trade	81.31%	50	Research	85	100	Research Defon Sell	18.45%	38.18%	A	-6		
2025/01/23	28.138	No Trade	No Trade	90.53%	50	Research	85	100	Research Defon Sell	20.54%	39.55%	A	-3		
2025/01/24	27.812	No Trade	No Trade	84.15%	50	Research	85	99	Research Defon Sell	19.10%	37.66%	B	0		
2025/01/27	25.912	No Trade	No Trade	47.67%	0	Research	85	0	Absolutely no Trade	10.82%	27.67%	C	0		
2025/01/28	26.821	No Trade	No Trade	64.59%	50	Research	85	95	Research Defon Sell	14.66%	31.60%	B	0		
2025/01/29	26.523	No Trade	No Trade	58.75%	50	Research	170	0	Absolutely no Trade	13.33%	29.84%	B	-3		
2025/01/30	26.102	No Trade	No Trade	50.62%	50	Research	170	0	Absolutely no Trade	11.49%	27.90%	B	-5		
2025/01/31	26.045	No Trade	No Trade	49.35%	50	Research	170	0	Absolutely no Trade	11.20%	26.81%	B	-7		
2025/02/03	25.437	No Trade	No Trade	37.29%	0	Research	85	0	Absolutely no Trade	8.46%	23.58%	C	-13		
2025/02/04	25.964	No Trade	No Trade	46.98%	0	Research	85	0	Absolutely no Trade	10.66%	26.48%	C	-19		
2025/02/05	26.598	No Trade	No Trade	58.67%	0	Research	85	0	Absolutely no Trade	13.32%	32.65%	C	-22		
2025/02/06	26.190	No Trade	No Trade	50.80%	0	Research	85	0	Absolutely no Trade	11.53%	28.67%	C	-23		
2025/02/07	25.222	No Trade	No Trade	32.44%	0	Research	85	0	Absolutely no Trade	7.36%	23.41%	C	-24		
2025/02/10	24.582	No Trade	No Trade	19.86%	0	Absolutely No	0	0	Absolutely no Trade	4.51%	18.63%	C	-22		
2025/02/11	23.897	No Trade	No Trade	6.84%	0	Absolutely No	0	0	Absolutely no Trade	1.55%	13.45%	C	-22		
2025/02/12	24.248	No Trade	No Trade	13.20%	0	Absolutely No	0	0	Absolutely no Trade	3.00%	14.23%	C	-24		
2025/02/13	23.838	No Trade	No Trade	5.34%	0	Absolutely No	0	0	Absolutely no Trade	1.21%	13.90%	C	-28		
2025/02/14	23.693	No Trade	No Trade	2.45%	0	Absolutely No	0	0	Absolutely no Trade	0.55%	12.13%	C	-31		
2025/02/17	24.428	No Trade	No Trade	15.61%	0	Absolutely No	0	0	Absolutely no Trade	3.54%	17.22%	C	-33		
2025/02/18	23.992	No Trade	No Trade	7.28%	0	Absolutely No	0	0	Absolutely no Trade	1.65%	12.07%	C	-36		



Date	9 day	9 vs 21 day	33 day
2024/12/30	Buy_9day	Buy 9 vs 21	Buy 33_Day
2025/01/02	Sell_9day	Buy 9 vs 21	Buy 33_Day
2025/01/03	Sell_9day	Buy 9 vs 21	Buy 33_Day
2025/01/06	Sell_9day	Buy 9 vs 21	Buy 33_Day
2025/01/07	Sell_9day	Buy 9 vs 21	Buy 33_Day
2025/01/08	Buy_9day	Buy 9 vs 21	Buy 33_Day
2025/01/09	Buy_9day	Buy 9 vs 21	Buy 33_Day
2025/01/10	Buy_9day	Buy 9 vs 21	Buy 33_Day
2025/01/13	Sell_9day	Buy 9 vs 21	Buy 33_Day
2025/01/14	Sell_9day	Buy 9 vs 21	Buy 33_Day
2025/01/15	Sell_9day	Buy 9 vs 21	Buy 33_Day
2025/01/16	Sell_9day	Buy 9 vs 21	Sell 33_Day
2025/01/17	Sell_9day	Buy 9 vs 21	Buy 33_Day
2025/01/20	Sell_9day	Buy 9 vs 21	Buy 33_Day
2025/01/21	Buy_9day	Sell 9 vs 21	Buy 33_Day
2025/01/22	Buy_9day	Sell 9 vs 21	Buy 33_Day
2025/01/23	Buy_9day	Sell 9 vs 21	Buy 33_Day
2025/01/24	Buy_9day	Sell 9 vs 21	Buy 33_Day
2025/01/27	Sell_9day	Sell 9 vs 21	Sell 33_Day
2025/01/28	Sell_9day	Buy 9 vs 21	Buy 33_Day
2025/01/29	Sell_9day	Buy 9 vs 21	Sell 33_Day
2025/01/30	Sell_9day	Buy 9 vs 21	Sell 33_Day
2025/01/31	Sell_9day	Buy 9 vs 21	Sell 33_Day
2025/02/03	Sell_9day	Sell 9 vs 21	Sell 33_Day
2025/02/04	Sell_9day	Sell 9 vs 21	Sell 33_Day
2025/02/05	Buy_9day	Sell 9 vs 21	Sell 33_Day
2025/02/06	Buy_9day	Sell 9 vs 21	Sell 33_Day
2025/02/07	Sell_9day	Sell 9 vs 21	Sell 33_Day
2025/02/10	Sell_9day	Sell 9 vs 21	Sell 33_Day
2025/02/11	Sell_9day	Sell 9 vs 21	Sell 33_Day
2025/02/12	Sell_9day	Sell 9 vs 21	Sell 33_Day
2025/02/13	Sell_9day	Sell 9 vs 21	Sell 33_Day
2025/02/14	Sell_9day	Sell 9 vs 21	Sell 33_Day
2025/02/17	Sell_9day	Sell 9 vs 21	Sell 33_Day
2025/02/18	Sell_9day	Sell 9 vs 21	Sell 33_Day

Strategy Universe		Euro_Europe_STOXX50_Pairs		Ascendant guidance		Trade	Strategy_Open Date	2025/01/24	Caterpillar Guidance	Trade			
<div><div><div>— AMS.MAD</div><div>--- 21 per. Mov. Avg. (AMS.MAD)</div><div>— Linear (AMS.MAD)</div></div></div>				<div><div><div>— VIV.PAR</div><div>--- 21 per. Mov. Avg. (VIV.PAR)</div><div>— Linear (VIV.PAR)</div></div></div>						(+) : Mom Days		0	
										(-) : Mom Days		0	
										Guided : Factor		9 vs 21 day	
										324_Buy Guidance		0.0%	
										324_Sell Guidance		85.3%	
										Mom_75 (days)		12.1%	
										9 vs 21 day		-4.90%	
										Price vs 9 day		-1.89%	

S
e
l
l

BN.PAR

Danone Sa

Consumer Staples

Food Producers

France

Market Cap : (B)

42 134

VIV.PAR

Vivendi Se

Communication

Mobile Telecommunications

France

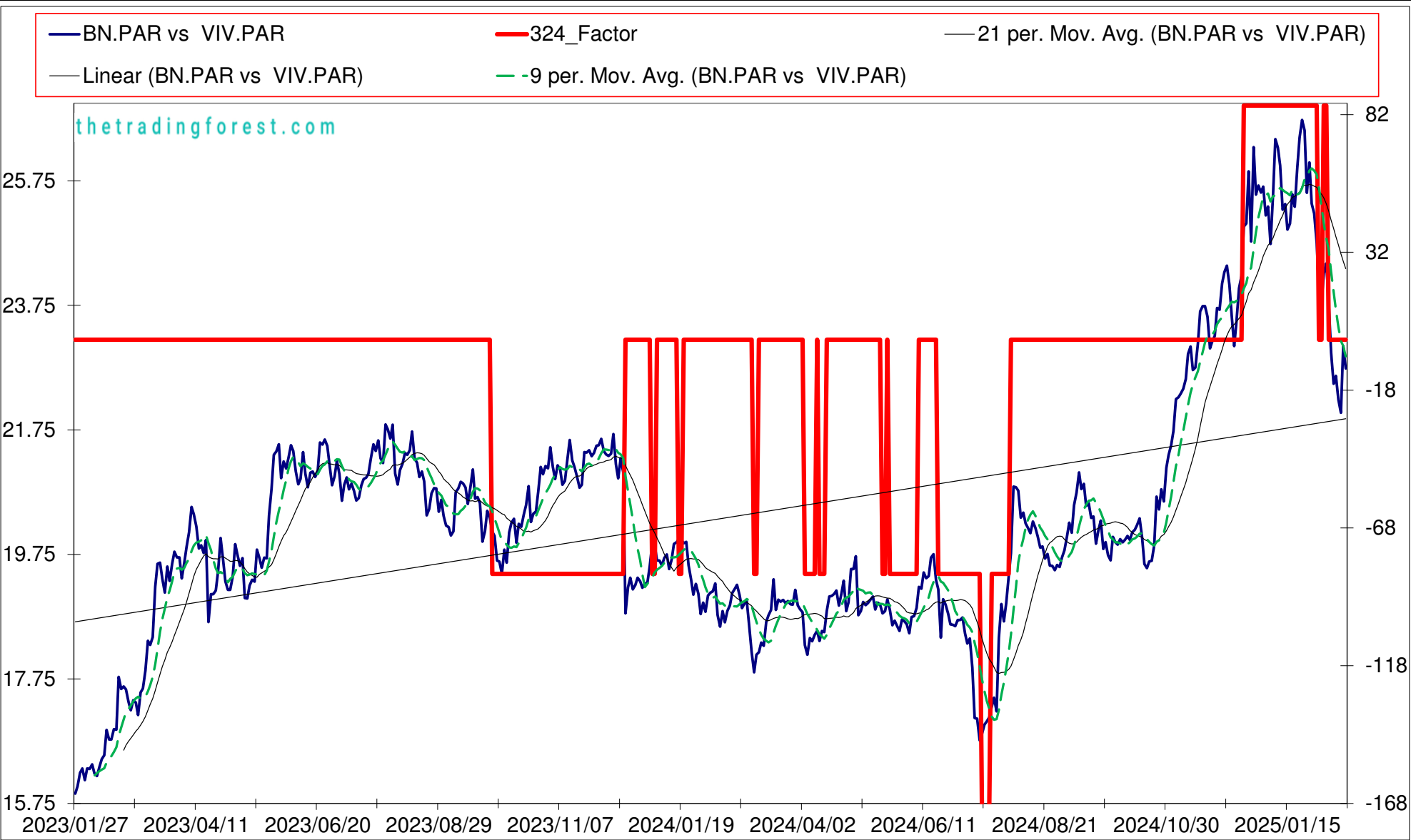
Market Cap : (B)

8 910


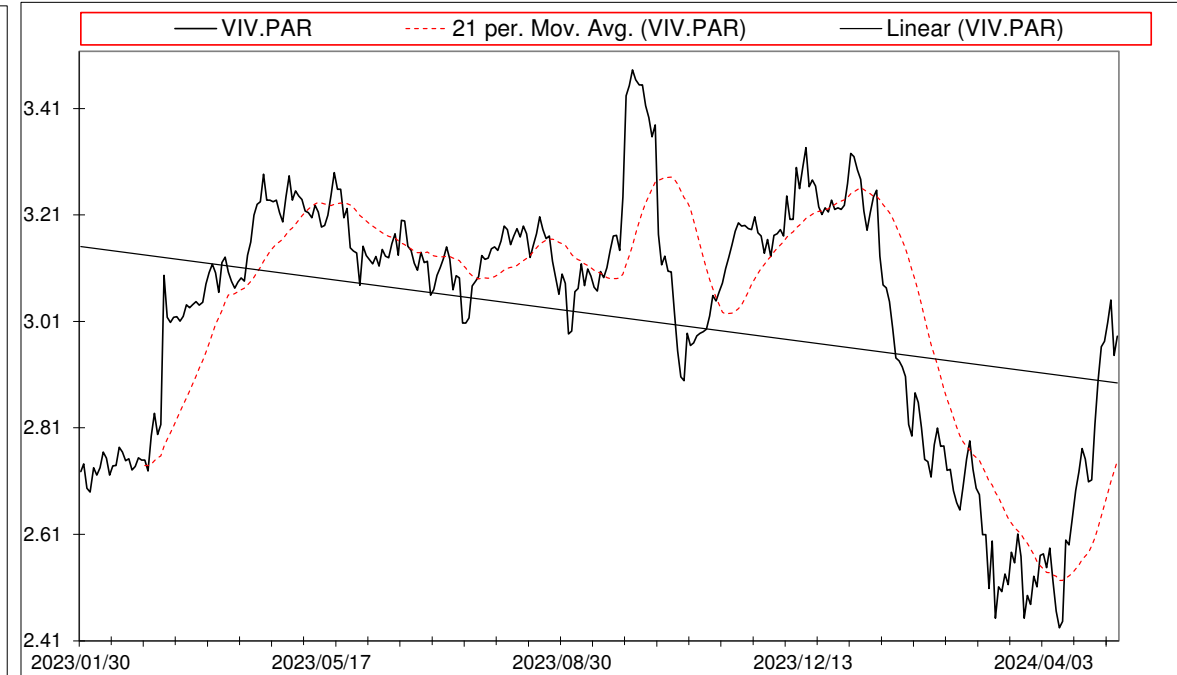
Follow the " 3day to 5day waiting period " before entering the trade : understand the Graph, Trend and Variables

Plan your enrty levels. Focus on the process not the outcome. Expect further short-term deviation from the trade signal. "Patience"

Date	Price or Relative Price	Short_Term_ Radar	Medium_ Term_Radar	Caterpillar_ %	Wise_ Owl(Rnk)	324_Factor	Factor_324	Defcon _Index	Defcon _Index_Trade	Margin of Safety	75_Day_Mom	Trade_Rating (Guidance)	Trendsum
2024/12/18	24.777	No Trade	No Trade	53.51%	50	Research	85	96	Research Defon Sell	10.88%	23.27%	B	16
2024/12/19	26.291	No Trade	No Trade	86.59%	50	Research	85	100	Research Defon Sell	17.60%	28.00%	A	19
2024/12/20	25.530	No Trade	No Trade	69.57%	50	Research	85	97	Research Defon Sell	14.14%	23.06%	B	22
2024/12/23	25.678	No Trade	No Trade	76.21%	50	Research	85	98	Research Defon Sell	14.64%	21.88%	B	23
2024/12/27	25.564	No Trade	No Trade	72.46%	50	Research	85	97	Research Defon Sell	13.92%	22.91%	B	24
2024/12/30	25.656	No Trade	No Trade	73.76%	50	Research	85	98	Research Defon Sell	14.17%	22.86%	B	21
2025/01/02	25.196	Sell_Panda_ST	No Trade	62.29%	50	Research	85	96	Research Defon Sell	11.97%	22.75%	B	17
2025/01/03	25.339	Sell_Panda_ST	No Trade	65.31%	50	Research	85	96	Research Defon Sell	12.55%	23.15%	B	13
2025/01/06	24.737	No Trade	No Trade	50.61%	0	Research	85	0	Absolutely no Trade	9.72%	21.64%	C	8
2025/01/07	25.532	No Trade	No Trade	68.68%	50	Research	85	97	Research Defon Sell	13.19%	25.40%	B	4
2025/01/08	26.422	No Trade	No Trade	88.93%	50	Research	85	100	Research Defon Sell	17.09%	32.61%	A	5
2025/01/09	26.287	No Trade	No Trade	85.54%	50	Research	85	99	Research Defon Sell	16.43%	30.51%	A	8
2025/01/10	25.999	No Trade	No Trade	78.63%	50	Research	85	98	Research Defon Sell	15.11%	28.13%	B	9
2025/01/13	25.289	No Trade	No Trade	61.44%	50	Research	85	96	Research Defon Sell	11.80%	27.48%	B	8
2025/01/14	25.378	No Trade	No Trade	63.24%	50	Research	85	96	Research Defon Sell	12.15%	27.22%	B	5
2025/01/15	24.967	No Trade	No Trade	53.50%	0	Research	85	0	Absolutely no Trade	10.28%	26.51%	C	3
2025/01/16	25.062	No Trade	No Trade	55.43%	0	Research	85	0	Absolutely no Trade	10.65%	27.51%	C	1
2025/01/17	25.538	No Trade	No Trade	66.09%	50	Research	85	97	Research Defon Sell	12.70%	27.48%	B	-2
2025/01/20	25.335	No Trade	No Trade	60.62%	50	Research	85	96	Research Defon Sell	11.65%	27.03%	B	-3
2025/01/21	25.960	No Trade	No Trade	74.69%	50	Research	85	98	Research Defon Sell	14.35%	30.41%	B	-4
2025/01/22	26.445	No Trade	No Trade	85.52%	50	Research	85	100	Research Defon Sell	16.43%	32.26%	A	-1
2025/01/23	26.732	No Trade	No Trade	91.82%	50	Research	85	100	Research Defon Sell	17.64%	34.03%	A	3
2025/01/24	26.560	No Trade	No Trade	87.60%	50	Research	85	99	Research Defon Sell	16.83%	32.90%	A	7
2025/01/27	25.558	No Trade	No Trade	63.85%	50	Research	85	96	Research Defon Sell	12.27%	27.49%	B	9
2025/01/28	26.049	No Trade	No Trade	74.79%	50	Research	85	97	Research Defon Sell	14.37%	30.34%	B	11
2025/01/29	25.385	No Trade	No Trade	59.35%	0	Research	85	0	Absolutely no Trade	11.40%	26.26%	C	10
2025/01/30	25.225	No Trade	No Trade	55.43%	0	Research	85	0	Absolutely no Trade	10.65%	25.20%	C	6
2025/01/31	24.754	No Trade	No Trade	44.42%	0	Research	85	0	Absolutely no Trade	8.53%	22.41%	C	1
2025/02/03	24.014	No Trade	No Trade	26.79%	0	Absolutely No	0	0	Absolutely no Trade	5.15%	18.13%	C	-5
2025/02/04	23.789	No Trade	No Trade	21.40%	0	Absolutely No	0	0	Absolutely no Trade	4.11%	18.83%	C	-10
2025/02/05	24.263	No Trade	No Trade	31.94%	0	Research	85	0	Absolutely no Trade	6.14%	23.83%	C	-14
2025/02/06	24.426	No Trade	No Trade	35.41%	0	Research	85	0	Absolutely no Trade	6.80%	25.08%	C	-18
2025/02/07	23.766	No Trade	No Trade	20.12%	0	Absolutely No	0	0	Absolutely no Trade	3.87%	21.03%	C	-18
2025/02/10	22.995	No Trade	No Trade	1.88%	0	Absolutely No	0	0	Absolutely no Trade	0.36%	17.04%	C	-18
2025/02/11	22.492	No Trade	No Trade	9.86%	0	Absolutely No	0	0	Absolutely no Trade	-1.88%	13.02%	C	-18
2025/02/12	22.619	No Trade	No Trade	7.21%	0	Absolutely No	0	0	Absolutely no Trade	-1.37%	9.37%	C	-21
2025/02/13	22.235	No Trade	No Trade	16.23%	0	Absolutely No	0	0	Absolutely no Trade	-3.09%	8.60%	C	-24
2025/02/14	22.027	No Trade	No Trade	21.21%	0	Absolutely No	0	0	Absolutely no Trade	-4.04%	5.91%	C	-27
2025/02/17	23.097	No Trade	No Trade	2.53%	0	Absolutely No	0	0	Absolutely no Trade	0.48%	12.12%	C	-30
2025/02/18	22.737	No Trade	No Trade	5.92%	0	Absolutely No	0	0	Absolutely no Trade	-1.13%	7.56%	C	-32



Date	9 day	9 vs 21 day	33 day
2024/12/30	Buy_9day	Buy 9 vs 21	Buy 33_Day
2025/01/02	Sell_9day	Buy 9 vs 21	Buy 33_Day
2025/01/03	Sell_9day	Buy 9 vs 21	Buy 33_Day
2025/01/06	Sell_9day	Buy 9 vs 21	Buy 33_Day
2025/01/07	Buy_9day	Buy 9 vs 21	Buy 33_Day
2025/01/08	Buy_9day	Buy 9 vs 21	Buy 33_Day
2025/01/09	Buy_9day	Buy 9 vs 21	Buy 33_Day
2025/01/10	Buy_9day	Buy 9 vs 21	Buy 33_Day
2025/01/13	Sell_9day	Buy 9 vs 21	Buy 33_Day
2025/01/14	Sell_9day	Buy 9 vs 21	Buy 33_Day
2025/01/15	Sell_9day	Buy 9 vs 21	Buy 33_Day
2025/01/16	Sell_9day	Buy 9 vs 21	Buy 33_Day
2025/01/17	Sell_9day	Buy 9 vs 21	Buy 33_Day
2025/01/20	Sell_9day	Buy 9 vs 21	Buy 33_Day
2025/01/21	Buy_9day	Sell 9 vs 21	Buy 33_Day
2025/01/22	Buy_9day	Sell 9 vs 21	Buy 33_Day
2025/01/23	Buy_9day	Sell 9 vs 21	Buy 33_Day
2025/01/24	Buy_9day	Buy 9 vs 21	Buy 33_Day
2025/01/27	Sell_9day	Buy 9 vs 21	Buy 33_Day
2025/01/28	Buy_9day	Buy 9 vs 21	Buy 33_Day
2025/01/29	Sell_9day	Buy 9 vs 21	Sell 33_Day
2025/01/30	Sell_9day	Buy 9 vs 21	Sell 33_Day
2025/01/31	Sell_9day	Buy 9 vs 21	Sell 33_Day
2025/02/03	Sell_9day	Buy 9 vs 21	Sell 33_Day
2025/02/04	Sell_9day	Sell 9 vs 21	Sell 33_Day
2025/02/05	Sell_9day	Sell 9 vs 21	Sell 33_Day
2025/02/06	Sell_9day	Sell 9 vs 21	Sell 33_Day
2025/02/07	Sell_9day	Sell 9 vs 21	Sell 33_Day
2025/02/10	Sell_9day	Sell 9 vs 21	Sell 33_Day
2025/02/11	Sell_9day	Sell 9 vs 21	Sell 33_Day
2025/02/12	Sell_9day	Sell 9 vs 21	Sell 33_Day
2025/02/13	Sell_9day	Sell 9 vs 21	Sell 33_Day
2025/02/14	Sell_9day	Sell 9 vs 21	Sell 33_Day
2025/02/17	Sell_9day	Sell 9 vs 21	Sell 33_Day
2025/02/18	Sell_9day	Sell 9 vs 21	Sell 33_Day

Strategy Universe		Euro_Europe_STOXX50_Pairs		Ascendant guidance		Trade	Strategy_Open Date	2025/01/24	Caterpillar Guidance	Trade	
<div><div><div>BN.PAR</div><div>21 per. Mov. Avg. (BN.PAR)</div><div>Linear (BN.PAR)</div></div></div>		<div><div>VIV.PAR</div><div>21 per. Mov. Avg. (VIV.PAR)</div><div>Linear (VIV.PAR)</div></div> 								(+) : Mom Days	0
										(-) : Mom Days	0
										Guided : Factor	9 vs 21 day
										324_Buy Guidance	64.4%
										324_Sell Guidance	0.0%
										Mom_75 (days)	7.6%
										9 vs 21 day	-5.78%
										Price vs 9 day	-0.85%



Date	9 day	9 vs 21 day	33 day
2024/12/30	Buy_9day	Buy 9 vs 21	Buy 33_Day
2025/01/02	Sell_9day	Buy 9 vs 21	Buy 33_Day
2025/01/03	Sell_9day	Buy 9 vs 21	Buy 33_Day
2025/01/06	Sell_9day	Buy 9 vs 21	Buy 33_Day
2025/01/07	Buy_9day	Buy 9 vs 21	Buy 33_Day
2025/01/08	Buy_9day	Buy 9 vs 21	Buy 33_Day
2025/01/09	Buy_9day	Buy 9 vs 21	Buy 33_Day
2025/01/10	Buy_9day	Buy 9 vs 21	Buy 33_Day
2025/01/13	Sell_9day	Buy 9 vs 21	Buy 33_Day
2025/01/14	Buy_9day	Buy 9 vs 21	Buy 33_Day
2025/01/15	Sell_9day	Buy 9 vs 21	Buy 33_Day
2025/01/16	Sell_9day	Buy 9 vs 21	Buy 33_Day
2025/01/17	Buy_9day	Buy 9 vs 21	Buy 33_Day
2025/01/20	Buy_9day	Buy 9 vs 21	Buy 33_Day
2025/01/21	Buy_9day	Buy 9 vs 21	Buy 33_Day
2025/01/22	Buy_9day	Buy 9 vs 21	Buy 33_Day
2025/01/23	Buy_9day	Buy 9 vs 21	Buy 33_Day
2025/01/24	Buy_9day	Buy 9 vs 21	Buy 33_Day
2025/01/27	Sell_9day	Buy 9 vs 21	Buy 33_Day
2025/01/28	Sell_9day	Buy 9 vs 21	Buy 33_Day
2025/01/29	Sell_9day	Buy 9 vs 21	Sell 33_Day
2025/01/30	Sell_9day	Buy 9 vs 21	Sell 33_Day
2025/01/31	Sell_9day	Buy 9 vs 21	Sell 33_Day
2025/02/03	Sell_9day	Buy 9 vs 21	Sell 33_Day
2025/02/04	Sell_9day	Sell 9 vs 21	Sell 33_Day
2025/02/05	Sell_9day	Sell 9 vs 21	Sell 33_Day
2025/02/06	Buy_9day	Sell 9 vs 21	Sell 33_Day
2025/02/07	Buy_9day	Sell 9 vs 21	Sell 33_Day
2025/02/10	Sell_9day	Sell 9 vs 21	Sell 33_Day
2025/02/11	Sell_9day	Sell 9 vs 21	Sell 33_Day
2025/02/12	Sell_9day	Sell 9 vs 21	Sell 33_Day
2025/02/13	Sell_9day	Sell 9 vs 21	Sell 33_Day
2025/02/14	Sell_9day	Sell 9 vs 21	Sell 33_Day
2025/02/17	Sell_9day	Sell 9 vs 21	Sell 33_Day
2025/02/18	Sell_9day	Sell 9 vs 21	Sell 33_Day

Strategy Universe	Euro_Europe_STOXX50_Pairs	Ascendant guidance	Trade	Strategy_Open Date	2025/01/24	Caterpillar Guidance	Trade
<div><div><p>— DG.PAR - - - - 21 per. Mov. Avg. (DG.PAR) — Linear (DG.PAR)</p></div><div><p>— VIV.PAR - - - - 21 per. Mov. Avg. (VIV.PAR) — Linear (VIV.PAR)</p></div></div>							(+) : Mom Days 0
							(-) : Mom Days 0
							Guided : Factor 9 vs 21 day
							324_Buy Guidance 0.0%
							324_Sell Guidance 86.4%
							Mom_75 (days) 13.4%
							9 vs 21 day -4.18%
							Price vs 9 day -0.32%

S
e
l
l

DTE.ETR

Deutsche Telekom N Ag

Communication

Telecommunication

Germany

Market Cap : (B)

144 270

VIV.PAR

Vivendi Se

Communication

Mobile Telecommunications

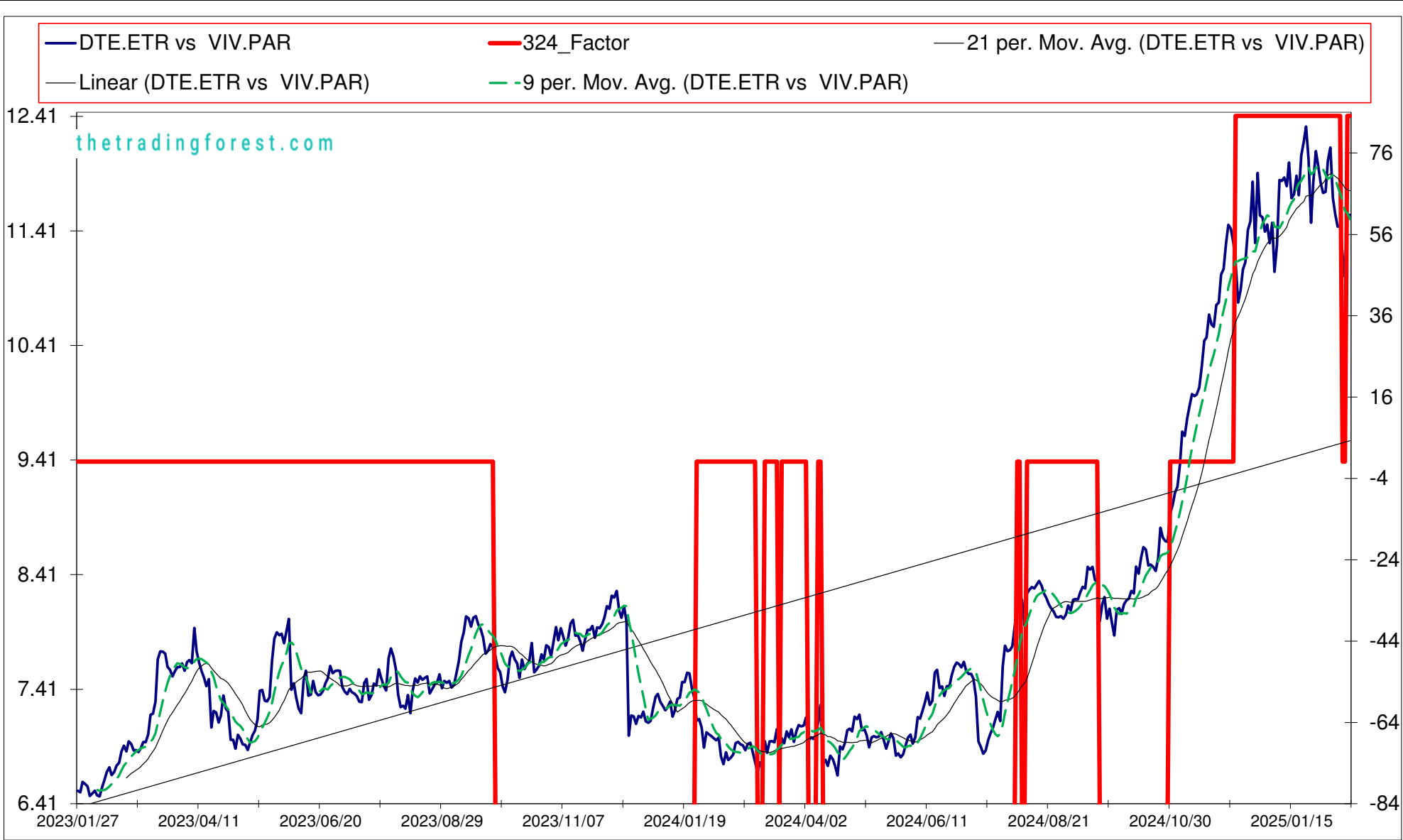
France

Market Cap : (B)

8 910

Plan your enrty levels. Focus on the process not the outcome. Expect further short-term deviation from the trade signal. "Patience"

-2.241												95.645		-42.676	
Date	Price or Relative Price	Short_Term_ Radar	Medium_ Term_Radar	Caterpillar_ %	Wise_ Owl(Rnk)	324_Factor	Factor_324	Defcon _Index	Defcon _Index_Trade	Margin of Safety	75_Day_Mom	Trade_Rating (Guidance)	Trendsum		
2024/12/18	11.306	No Trade	No Trade	28.07%	50	Research	85	95	Research Defon Sell	12.71%	37.93%	B	21		
2024/12/19	11.918	No Trade	No Trade	41.28%	50	Research	85	100	Research Defon Sell	18.69%	45.43%	A	22		
2024/12/20	11.546	No Trade	No Trade	33.25%	50	Research	85	97	Research Defon Sell	14.88%	39.75%	B	23		
2024/12/23	11.531	No Trade	No Trade	33.35%	50	Research	85	97	Research Defon Sell	14.40%	38.84%	B	24		
2024/12/27	11.405	Sell_Panda_ST	No Trade	30.16%	50	Research	85	96	Research Defon Sell	12.71%	37.56%	B	25		
2024/12/30	11.468	Sell_Panda_ST	No Trade	31.98%	50	Research	85	96	Research Defon Sell	13.00%	35.23%	B	21		
2025/01/02	11.305	Sell_Panda_ST	Sell_Panda_ST	28.84%	0	Research	85	0	Absolutely no Trade	11.07%	33.69%	C	15		
2025/01/03	11.483	No Trade	No Trade	33.12%	50	Research	85	96	Research Defon Sell	12.72%	35.43%	B	9		
2025/01/06	11.054	No Trade	No Trade	21.34%	0	Research	85	0	Absolutely no Trade	8.19%	32.16%	C	6		
2025/01/07	11.289	No Trade	No Trade	27.56%	0	Research	85	0	Absolutely no Trade	10.39%	35.18%	C	2		
2025/01/08	11.856	No Trade	No Trade	43.85%	50	Research	85	99	Research Defon Sell	15.82%	48.12%	A	2		
2025/01/09	11.848	No Trade	No Trade	45.70%	50	Research	85	99	Research Defon Sell	15.64%	45.34%	A	3		
2025/01/10	11.877	No Trade	No Trade	46.20%	50	Research	85	100	Research Defon Sell	15.81%	44.58%	A	4		
2025/01/13	11.802	No Trade	No Trade	43.11%	50	Research	85	99	Research Defon Sell	14.75%	47.04%	A	5		
2025/01/14	12.008	No Trade	No Trade	48.63%	50	Research	85	100	Research Defon Sell	16.64%	47.98%	A	6		
2025/01/15	11.697	No Trade	No Trade	39.49%	50	Research	85	97	Research Defon Sell	13.51%	46.50%	B	7		
2025/01/16	11.730	No Trade	No Trade	40.11%	50	Research	85	98	Research Defon Sell	13.72%	48.88%	B	7		
2025/01/17	11.893	No Trade	No Trade	44.41%	50	Research	85	99	Research Defon Sell	15.19%	46.71%	A	6		
2025/01/20	11.723	No Trade	No Trade	39.72%	50	Research	85	98	Research Defon Sell	13.22%	44.40%	B	5		
2025/01/21	12.071	No Trade	No Trade	49.51%	50	Research	85	100	Research Defon Sell	16.48%	49.60%	A	6		
2025/01/22	12.192	No Trade	No Trade	52.66%	50	Research	85	100	Research Defon Sell	17.53%	49.50%	A	8		
2025/01/23	12.322	No Trade	No Trade	56.11%	50	Research	85	100	Research Defon Sell	18.67%	50.50%	A	12		
2025/01/24	12.037	No Trade	No Trade	47.52%	50	Research	85	98	Research Defon Sell	15.82%	46.75%	B	16		
2025/01/27	11.482	No Trade	No Trade	30.54%	0	Research	85	0	Absolutely no Trade	10.17%	38.86%	C	15		
2025/01/28	11.842	Sell_Panda_ST	No Trade	40.62%	50	Research	85	96	Research Defon Sell	13.52%	43.60%	B	14		
2025/01/29	12.108	No Trade	No Trade	47.95%	50	Research	85	98	Research Defon Sell	15.96%	42.78%	B	11		
2025/01/30	11.973	No Trade	No Trade	44.76%	50	Research	85	97	Research Defon Sell	14.56%	42.21%	B	10		
2025/01/31	11.834	No Trade	No Trade	40.34%	50	Research	85	96	Research Defon Sell	13.12%	38.23%	B	7		
2025/02/03	11.744	No Trade	No Trade	36.72%	50	Research	85	95	Research Defon Sell	11.94%	35.73%	B	3		
2025/02/04	11.753	No Trade	No Trade	36.66%	50	Research	85	95	Research Defon Sell	11.92%	36.19%	B	0		
2025/02/05	12.024	No Trade	No Trade	44.29%	50	Research	85	98	Research Defon Sell	14.40%	41.60%	B	-2		
2025/02/06	12.139	No Trade	No Trade	47.32%	50	Research	85	99	Research Defon Sell	15.39%	42.84%	B	0		
2025/02/07	11.702	No Trade	No Trade	34.21%	0	Research	85	0	Absolutely no Trade	11.13%	38.01%	C	1		
2025/02/10	11.563	No Trade	No Trade	29.23%	0	Research	85	0	Absolutely no Trade	9.51%	36.94%	C	3		
2025/02/11	11.449	No Trade	No Trade	25.59%	0	Research	85	0	Absolutely no Trade	8.32%	33.89%	C	4		
2025/02/12	11.457	No Trade	No Trade	25.53%	0	Research	85	0	Absolutely no Trade	8.30%	29.89%	C	-1		
2025/02/13	11.194	No Trade	No Trade	18.14%	0	Absolutely No	0	0	Absolutely no Trade	5.72%	28.17%	C	-5		
2025/02/14	11.013	No Trade	No Trade	12.43%	0	Absolutely No	0	0	Absolutely no Trade	3.92%	26.55%	C	-8		
2025/02/17	11.555	No Trade	No Trade	27.82%	0	Research	85	0	Absolutely no Trade	8.73%	32.87%	C	-10		
2025/02/18	11.550	No Trade	No Trade	27.34%	0	Research	85	0	Absolutely no Trade	8.58%	29.17%	C	-13		



Date	9 day	9 vs 21 day	33 day
2024/12/30	Sell_9day	Buy 9 vs 21	Buy 33_Day
2025/01/02	Sell_9day	Buy 9 vs 21	Buy 33_Day
2025/01/03	Sell_9day	Buy 9 vs 21	Buy 33_Day
2025/01/06	Sell_9day	Buy 9 vs 21	Sell 33_Day
2025/01/07	Sell_9day	Buy 9 vs 21	Buy 33_Day
2025/01/08	Buy_9day	Buy 9 vs 21	Buy 33_Day
2025/01/09	Buy_9day	Buy 9 vs 21	Buy 33_Day
2025/01/10	Buy_9day	Buy 9 vs 21	Buy 33_Day
2025/01/13	Buy_9day	Buy 9 vs 21	Buy 33_Day
2025/01/14	Buy_9day	Buy 9 vs 21	Buy 33_Day
2025/01/15	Buy_9day	Buy 9 vs 21	Buy 33_Day
2025/01/16	Buy_9day	Buy 9 vs 21	Buy 33_Day
2025/01/17	Buy_9day	Buy 9 vs 21	Buy 33_Day
2025/01/20	Sell_9day	Buy 9 vs 21	Buy 33_Day
2025/01/21	Buy_9day	Buy 9 vs 21	Buy 33_Day
2025/01/22	Buy_9day	Buy 9 vs 21	Buy 33_Day
2025/01/23	Buy_9day	Buy 9 vs 21	Buy 33_Day
2025/01/24	Buy_9day	Buy 9 vs 21	Buy 33_Day
2025/01/27	Sell_9day	Buy 9 vs 21	Sell 33_Day
2025/01/28	Sell_9day	Buy 9 vs 21	Buy 33_Day
2025/01/29	Buy_9day	Buy 9 vs 21	Buy 33_Day
2025/01/30	Buy_9day	Buy 9 vs 21	Buy 33_Day
2025/01/31	Sell_9day	Buy 9 vs 21	Buy 33_Day
2025/02/03	Sell_9day	Buy 9 vs 21	Buy 33_Day
2025/02/04	Sell_9day	Buy 9 vs 21	Buy 33_Day
2025/02/05	Buy_9day	Sell 9 vs 21	Buy 33_Day
2025/02/06	Buy_9day	Sell 9 vs 21	Buy 33_Day
2025/02/07	Sell_9day	Sell 9 vs 21	Sell 33_Day
2025/02/10	Sell_9day	Sell 9 vs 21	Sell 33_Day
2025/02/11	Sell_9day	Sell 9 vs 21	Sell 33_Day
2025/02/12	Sell_9day	Sell 9 vs 21	Sell 33_Day
2025/02/13	Sell_9day	Sell 9 vs 21	Sell 33_Day
2025/02/14	Sell_9day	Sell 9 vs 21	Sell 33_Day
2025/02/17	Sell_9day	Sell 9 vs 21	Sell 33_Day
2025/02/18	Buy_9day	Sell 9 vs 21	Sell 33_Day

Strategy Universe

Euro_Europe_STOXX50_Pairs

Ascendant guidance

Research

Strategy_Open Date

2025/01/24

Caterpillar Guidance

Trade

DTE.ETR

21 per. Mov. Avg. (DTE.ETR)

Linear (DTE.ETR)

VIV.PAR

21 per. Mov. Avg. (VIV.PAR)

Linear (VIV.PAR)

(+) : Mom Days

2

(-) : Mom Days

0

Guided : Factor

9 vs 21 day

324_Buy Guidance

0.0%

324_Sell Guidance

93.7%

Mom_75 (days)

29.2%

9 vs 21 day

-2.11%

Price vs 9 day

0.31%

S
e
i
l

AIR.PAR

Airbus Se

Industrials

Industrial Goods & Services

France

Market Cap : (B)

109 041

EOAN.ETR

E. On Se

Utilities

Gas, Water & Multiutilities

France

Market Cap : (B)

31 431

Follow the " 3day to 5day waiting period " before entering the trade : understand the Graph, Trend and Variables

Plan your enrty levels. Focus on the process not the outcome. Expect further short-term deviation from the trade signal. "Patience"

Date	Price or Relative Price	Short_Term_ Radar	Medium_ Term_Radar	Caterpillar_ %	Wise_ Owl(Rnk)	324_Factor	Factor_324	Defcon _Index	Defcon _Index_Trade	Margin of Safety	75_Day_Mom	Trade_Rating (Guidance)	Trendsum
2024/12/18	14.222	No Trade	No Trade	90.23%	50	Research	85	100	Research Defon Sell	14.53%	42.12%	A	27
2024/12/19	14.044	No Trade	No Trade	81.20%	50	Research	85	99	Research Defon Sell	13.07%	45.43%	B	29
2024/12/20	13.957	No Trade	No Trade	76.71%	50	Research	85	98	Research Defon Sell	12.35%	42.89%	B	30
2024/12/23	13.735	No Trade	No Trade	65.25%	50	Research	85	97	Research Defon Sell	10.50%	40.83%	B	31
2024/12/27	13.848	No Trade	No Trade	70.38%	50	Research	85	97	Research Defon Sell	11.33%	42.76%	B	29
2024/12/30	13.674	Sell_Panda_ST	No Trade	61.35%	50	Research	85	96	Research Defon Sell	9.88%	40.63%	B	27
2025/01/02	13.956	No Trade	No Trade	75.03%	50	Research	85	98	Research Defon Sell	12.08%	45.06%	B	25
2025/01/03	13.784	Sell_Panda_ST	No Trade	66.32%	50	Research	85	97	Research Defon Sell	10.68%	45.22%	B	21
2025/01/06	14.028	No Trade	No Trade	78.15%	50	Research	85	99	Research Defon Sell	12.58%	48.59%	B	18
2025/01/07	13.919	No Trade	No Trade	72.59%	50	Research	85	98	Research Defon Sell	11.69%	47.98%	B	16
2025/01/08	14.267	No Trade	No Trade	89.81%	50	Research	85	100	Research Defon Sell	14.46%	42.68%	A	18
2025/01/09	14.081	No Trade	No Trade	80.40%	50	Research	85	99	Research Defon Sell	12.94%	42.33%	B	20
2025/01/10	14.808	No Trade	No Trade	100.00%	50	Research	85	100	Research Defon Sell	18.76%	47.82%	A	23
2025/01/13	14.664	No Trade	No Trade	93.50%	50	Research	85	99	Research Defon Sell	17.54%	44.12%	A	26
2025/01/14	14.722	No Trade	No Trade	95.86%	50	Research	85	99	Research Defon Sell	17.98%	47.61%	A	27
2025/01/15	14.354	No Trade	No Trade	80.04%	50	Research	85	97	Research Defon Sell	15.01%	42.97%	B	28
2025/01/16	14.396	No Trade	No Trade	81.69%	50	Research	85	97	Research Defon Sell	15.32%	44.26%	B	25
2025/01/17	14.485	No Trade	No Trade	85.39%	50	Research	85	98	Research Defon Sell	16.02%	47.31%	B	21
2025/01/20	14.723	No Trade	No Trade	95.21%	50	Research	85	99	Research Defon Sell	17.86%	52.73%	A	19
2025/01/21	14.725	No Trade	No Trade	95.20%	50	Research	85	99	Research Defon Sell	17.86%	54.43%	A	18
2025/01/22	15.157	No Trade	No Trade	100.00%	50	Research	85	100	Research Defon Sell	21.30%	55.93%	A	19
2025/01/23	15.290	No Trade	No Trade	100.00%	50	Research	85	100	Research Defon Sell	22.33%	57.01%	A	20
2025/01/24	15.431	No Trade	No Trade	100.00%	50	Research	85	100	Research Defon Sell	23.44%	56.61%	A	22
2025/01/27	14.947	No Trade	No Trade	83.22%	50	Research	85	97	Research Defon Sell	19.51%	52.56%	B	25
2025/01/28	14.960	No Trade	No Trade	83.55%	50	Research	85	97	Research Defon Sell	19.58%	50.49%	B	26
2025/01/29	14.903	Sell_Panda_ST	No Trade	81.54%	50	Research	85	97	Research Defon Sell	19.11%	49.50%	B	26
2025/01/30	14.615	Sell_Panda_ST	No Trade	71.62%	30	Research	85	0	Absolutely no Trade	16.79%	41.13%	C	22
2025/01/31	14.602	Sell_Panda_ST	Sell_Panda_ST	71.09%	50	Research	170	0	Absolutely no Trade	16.66%	40.05%	B	16
2025/02/03	14.690	No Trade	No Trade	73.81%	60	Research	170	95	Research Defon Sell	17.30%	42.83%	A	10
2025/02/04	14.563	No Trade	No Trade	69.41%	50	Research	170	0	Absolutely no Trade	16.27%	41.12%	B	5
2025/02/05	14.673	No Trade	No Trade	73.05%	60	Research	170	95	Research Defon Sell	17.12%	36.08%	A	0
2025/02/06	14.625	No Trade	No Trade	71.35%	50	Research	170	0	Absolutely no Trade	16.73%	36.60%	B	-4
2025/02/07	14.508	No Trade	No Trade	67.28%	50	Research	170	0	Absolutely no Trade	15.77%	35.48%	B	-7
2025/02/10	14.441	No Trade	No Trade	64.71%	50	Research	170	0	Absolutely no Trade	15.17%	29.85%	B	-8
2025/02/11	14.447	No Trade	No Trade	64.83%	50	Research	170	0	Absolutely no Trade	15.20%	32.31%	B	-9
2025/02/12	14.727	No Trade	No Trade	74.29%	60	Research	170	95	Research Defon Sell	17.41%	35.04%	A	-10
2025/02/13	14.787	No Trade	No Trade	76.24%	75	Research	170	96	Research Defon Sell	17.87%	33.74%	AA	-10
2025/02/14	14.590	No Trade	No Trade	69.46%	50	Research	170	0	Absolutely no Trade	16.28%	33.04%	B	-10
2025/02/17	14.781	No Trade	No Trade	75.67%	75	Research	170	96	Research Defon Sell	17.74%	35.60%	AA	-9
2025/02/18	15.030	No Trade	No Trade	84.05%	75	Research	170	97	Research Defon Sell	19.70%	34.99%	AA	-8



Date	9 day	9 vs 21 day	33 day
2025/01/02	Buy_9day	Buy 9 vs 21	Buy 33_Day
2025/01/03	Sell_9day	Buy 9 vs 21	Buy 33_Day
2025/01/06	Buy_9day	Buy 9 vs 21	Buy 33_Day
2025/01/07	Buy_9day	Buy 9 vs 21	Buy 33_Day
2025/01/08	Buy_9day	Buy 9 vs 21	Buy 33_Day
2025/01/09	Buy_9day	Buy 9 vs 21	Buy 33_Day
2025/01/10	Buy_9day	Buy 9 vs 21	Buy 33_Day
2025/01/13	Buy_9day	Buy 9 vs 21	Buy 33_Day
2025/01/14	Buy_9day	Buy 9 vs 21	Buy 33_Day
2025/01/15	Buy_9day	Buy 9 vs 21	Buy 33_Day
2025/01/16	Buy_9day	Buy 9 vs 21	Buy 33_Day
2025/01/17	Buy_9day	Buy 9 vs 21	Buy 33_Day
2025/01/20	Buy_9day	Buy 9 vs 21	Buy 33_Day
2025/01/21	Buy_9day	Buy 9 vs 21	Buy 33_Day
2025/01/22	Buy_9day	Buy 9 vs 21	Buy 33_Day
2025/01/23	Buy_9day	Buy 9 vs 21	Buy 33_Day
2025/01/24	Buy_9day	Buy 9 vs 21	Buy 33_Day
2025/01/27	Buy_9day	Buy 9 vs 21	Buy 33_Day
2025/01/28	Buy_9day	Buy 9 vs 21	Buy 33_Day
2025/01/29	Sell_9day	Buy 9 vs 21	Buy 33_Day
2025/01/30	Sell_9day	Buy 9 vs 21	Buy 33_Day
2025/01/31	Sell_9day	Buy 9 vs 21	Buy 33_Day
2025/02/03	Sell_9day	Buy 9 vs 21	Buy 33_Day
2025/02/04	Sell_9day	Buy 9 vs 21	Buy 33_Day
2025/02/05	Sell_9day	Buy 9 vs 21	Buy 33_Day
2025/02/06	Sell_9day	Sell 9 vs 21	Buy 33_Day
2025/02/07	Sell_9day	Sell 9 vs 21	Buy 33_Day
2025/02/10	Sell_9day	Sell 9 vs 21	Sell 33_Day
2025/02/11	Sell_9day	Sell 9 vs 21	Sell 33_Day
2025/02/12	Buy_9day	Sell 9 vs 21	Buy 33_Day
2025/02/13	Buy_9day	Sell 9 vs 21	Buy 33_Day
2025/02/14	Sell_9day	Sell 9 vs 21	Buy 33_Day
2025/02/17	Buy_9day	Sell 9 vs 21	Buy 33_Day
2025/02/18	Buy_9day	Sell 9 vs 21	Buy 33_Day

Strategy UniverseEuro_Europe_STOXX50_PairsAscendant guidanceTradeStrategy_Open Date2025/01/24Caterpillar GuidanceTrade

AIR.PAR21 per. Mov. Avg. (AIR.PAR)Linear (AIR.PAR)

EOAN.ETR21 per. Mov. Avg. (EOAN.ETR)Linear (EOAN.ETR)

(+) : Mom Days81

(-) : Mom Days0

Guided : Factor66 day

324_Buy Guidance0.0%

324_Sell Guidance97.4%

Mom_75 (days)35.0%

9 vs 21 day-0.85%

Price vs 9 day2.53%

S
e
l
l

BNZL.LSE

Bunzl Plc

Industrials

Industrial Goods & Services

United Kingdom

Market Cap : (B)

11 591

Follow the " 3day to 5day waiting period " before entering the trade : understand the Graph, Trend and Variables

DIE.BRU

D'leteren Sa

Consumer Discretionary

Industrial Goods & Services

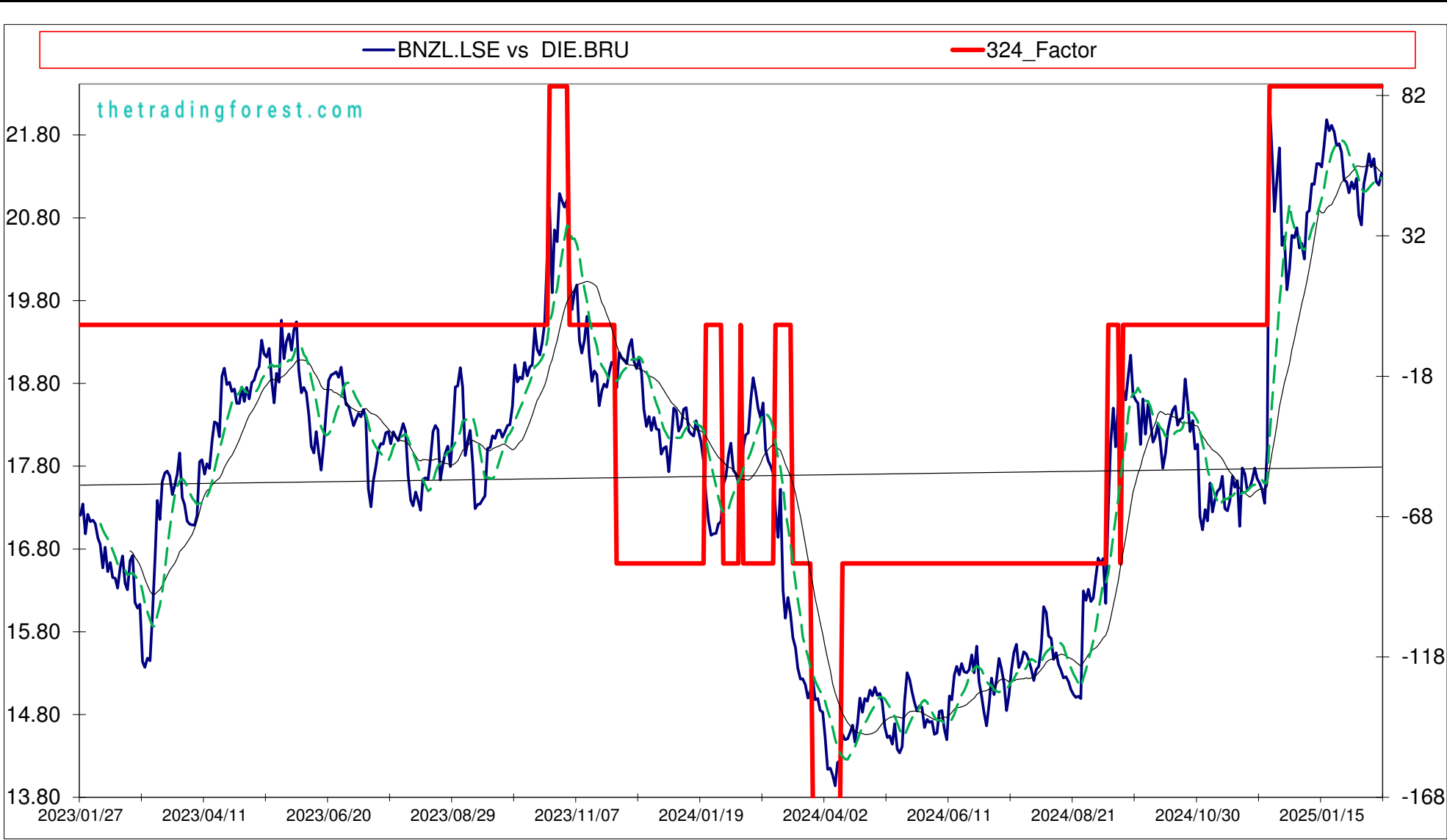
Belgium

Market Cap : (B)

10 870

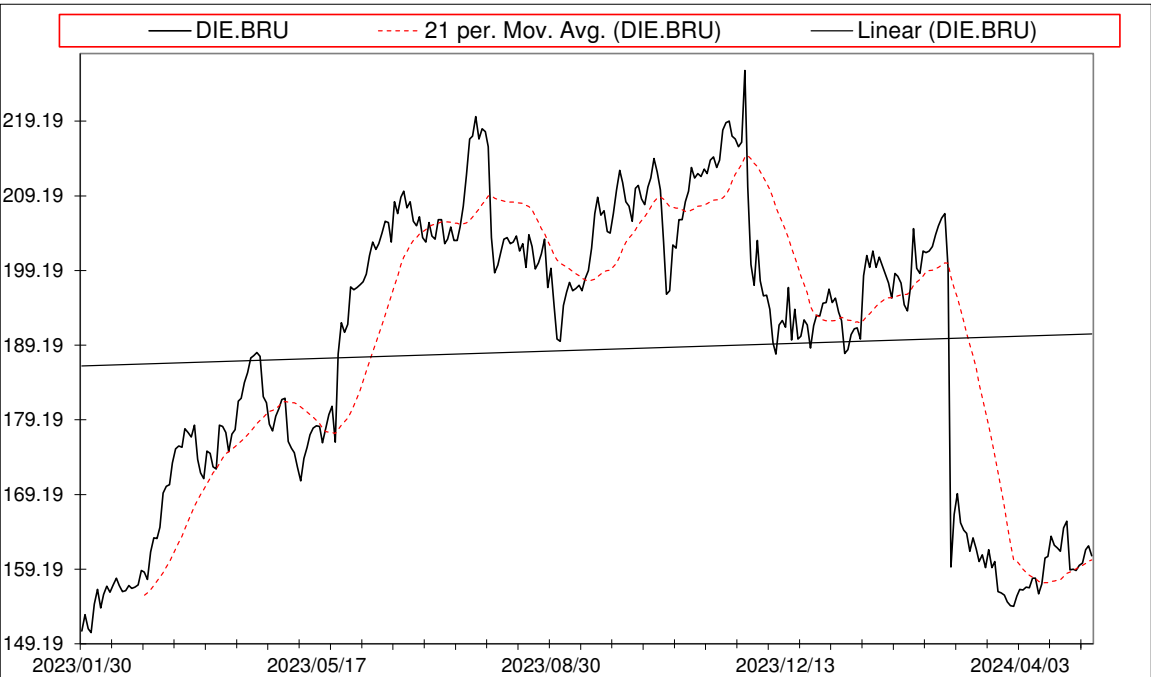
Plan your enrty levels. Focus on the process not the outcome. Expect further short-term deviation from the trade signal. "Patience"

-2.362												31.990		-13.546	
Date	Price or Relative Price	Short_Term_ Radar	Medium_ Term_Radar	Caterpillar_ %	Wise_ Owl(Rnk)	324_Factor	Factor_324	Defcon _Index	Defcon _Index_Trade	Margin of Safety	75_Day_Mom	Trade_Rating (Guidance)	Trendsum		
2024/12/18	20.569	No Trade	No Trade	38.37%	0	Research	85	0	Absolutely no Trade	12.17%	23.78%	C	6		
2024/12/19	19.927	No Trade	No Trade	27.22%	0	Research	85	0	Absolutely no Trade	8.63%	19.45%	C	5		
2024/12/20	20.185	No Trade	No Trade	31.56%	0	Research	85	0	Absolutely no Trade	10.01%	25.05%	C	1		
2024/12/23	20.587	No Trade	No Trade	38.14%	0	Research	85	0	Absolutely no Trade	12.10%	19.06%	C	-3		
2024/12/27	20.559	No Trade	No Trade	37.23%	0	Research	85	0	Absolutely no Trade	11.81%	13.77%	C	-6		
2024/12/30	20.678	No Trade	No Trade	38.94%	0	Research	85	0	Absolutely no Trade	12.35%	11.78%	C	-7		
2025/01/02	20.433	No Trade	No Trade	34.43%	0	Research	85	0	Absolutely no Trade	10.92%	13.32%	C	-6		
2025/01/03	20.489	No Trade	No Trade	35.30%	0	Research	85	0	Absolutely no Trade	11.20%	10.37%	C	-2		
2025/01/06	20.300	No Trade	No Trade	31.74%	0	Research	85	0	Absolutely no Trade	10.07%	7.02%	C	-1		
2025/01/07	20.858	No Trade	No Trade	41.17%	0	Research	85	0	Absolutely no Trade	13.06%	11.40%	C	2		
2025/01/08	20.885	No Trade	No Trade	41.52%	0	Research	85	0	Absolutely no Trade	13.17%	12.30%	C	5		
2025/01/09	21.207	No Trade	No Trade	46.93%	50	Research	85	96	Research Defon Sell	14.89%	12.38%	C	7		
2025/01/10	21.202	No Trade	No Trade	46.72%	50	Research	85	96	Research Defon Sell	14.82%	10.78%	C	7		
2025/01/13	21.452	No Trade	No Trade	50.66%	50	Research	85	97	Research Defon Sell	16.07%	14.92%	C	8		
2025/01/14	21.453	No Trade	No Trade	50.56%	50	Research	85	97	Research Defon Sell	16.04%	15.35%	B	9		
2025/01/15	21.414	No Trade	No Trade	49.79%	50	Research	85	96	Research Defon Sell	15.79%	15.38%	B	10		
2025/01/16	21.674	No Trade	No Trade	54.12%	50	Research	85	98	Research Defon Sell	17.17%	20.01%	B	13		
2025/01/17	21.982	No Trade	No Trade	59.25%	50	Research	85	99	Research Defon Sell	18.80%	18.12%	A	18		
2025/01/20	21.849	No Trade	No Trade	56.66%	50	Research	85	98	Research Defon Sell	17.97%	20.15%	B	22		
2025/01/21	21.914	No Trade	No Trade	57.65%	50	Research	85	99	Research Defon Sell	18.29%	18.15%	B	25		
2025/01/22	21.835	No Trade	No Trade	56.20%	50	Research	85	98	Research Defon Sell	17.83%	19.06%	B	27		
2025/01/23	21.671	No Trade	No Trade	53.29%	50	Research	85	98	Research Defon Sell	16.90%	19.80%	B	25		
2025/01/24	21.693	No Trade	No Trade	53.56%	50	Research	85	98	Research Defon Sell	16.99%	19.49%	B	21		
2025/01/27	21.590	No Trade	No Trade	51.48%	50	Research	85	97	Research Defon Sell	16.33%	17.95%	B	18		
2025/01/28	21.257	No Trade	No Trade	45.71%	50	Research	85	96	Research Defon Sell	14.50%	17.50%	B	13		
2025/01/29	21.231	No Trade	No Trade	45.15%	50	Research	85	96	Research Defon Sell	14.32%	19.45%	B	8		
2025/01/30	21.100	No Trade	No Trade	42.83%	50	Research	85	95	Research Defon Sell	13.59%	17.56%	B	5		
2025/01/31	21.232	No Trade	No Trade	44.95%	50	Research	85	96	Research Defon Sell	14.26%	16.50%	B	2		
2025/02/03	21.148	No Trade	No Trade	43.22%	50	Research	85	95	Research Defon Sell	13.71%	15.07%	B	-1		
2025/02/04	21.275	No Trade	No Trade	45.25%	50	Research	85	96	Research Defon Sell	14.35%	15.16%	B	-2		
2025/02/05	20.826	No Trade	No Trade	37.54%	0	Research	85	0	Absolutely no Trade	11.91%	12.44%	C	-3		
2025/02/06	20.713	No Trade	No Trade	35.52%	0	Research	85	0	Absolutely no Trade	11.27%	13.24%	C	-6		
2025/02/07	21.207	No Trade	No Trade	44.78%	50	Research	85	96	Research Defon Sell	13.89%	15.46%	B	-8		
2025/02/10	21.369	No Trade	No Trade	47.29%	50	Research	85	96	Research Defon Sell	14.66%	16.27%	B	-9		
2025/02/11	21.572	No Trade	No Trade	50.69%	50	Research	85	97	Research Defon Sell	15.71%	14.43%	C	-9		
2025/02/12	21.415	No Trade	No Trade	58.40%	50	Research	85	96	Research Defon Sell	14.83%	15.40%	B	-9		
2025/02/13	21.513	No Trade	No Trade	62.97%	50	Research	85	97	Research Defon Sell	15.32%	18.10%	B	-6		
2025/02/14	21.236	No Trade	No Trade	56.74%	50	Research	85	96	Research Defon Sell	13.81%	15.73%	B	-4		
2025/02/17	21.195	No Trade	No Trade	55.43%	50	Research	85	95	Research Defon Sell	13.49%	17.72%	B	-7		
2025/02/18	21.329	No Trade	No Trade	65.21%	50	Research	85	96	Research Defon Sell	14.17%	18.08%	B	-8		



Date	9 day	9 vs 21 day	33 day
2025/01/02	Sell_9day	Buy 9 vs 21	Buy 33_Day
2025/01/03	Buy_9day	Buy 9 vs 21	Buy 33_Day
2025/01/06	Sell_9day	Buy 9 vs 21	Buy 33_Day
2025/01/07	Buy_9day	Buy 9 vs 21	Buy 33_Day
2025/01/08	Buy_9day	Buy 9 vs 21	Buy 33_Day
2025/01/09	Buy_9day	Buy 9 vs 21	Buy 33_Day
2025/01/10	Buy_9day	Buy 9 vs 21	Buy 33_Day
2025/01/13	Buy_9day	Buy 9 vs 21	Buy 33_Day
2025/01/14	Buy_9day	Buy 9 vs 21	Buy 33_Day
2025/01/15	Buy_9day	Buy 9 vs 21	Buy 33_Day
2025/01/16	Buy_9day	Buy 9 vs 21	Buy 33_Day
2025/01/17	Buy_9day	Buy 9 vs 21	Buy 33_Day
2025/01/20	Buy_9day	Buy 9 vs 21	Buy 33_Day
2025/01/21	Buy_9day	Buy 9 vs 21	Buy 33_Day
2025/01/22	Buy_9day	Buy 9 vs 21	Buy 33_Day
2025/01/23	Sell_9day	Buy 9 vs 21	Buy 33_Day
2025/01/24	Sell_9day	Buy 9 vs 21	Buy 33_Day
2025/01/27	Sell_9day	Buy 9 vs 21	Buy 33_Day
2025/01/28	Sell_9day	Buy 9 vs 21	Buy 33_Day
2025/01/29	Sell_9day	Buy 9 vs 21	Buy 33_Day
2025/01/30	Sell_9day	Buy 9 vs 21	Sell 33_Day
2025/01/31	Sell_9day	Buy 9 vs 21	Buy 33_Day
2025/02/03	Sell_9day	Buy 9 vs 21	Buy 33_Day
2025/02/04	Sell_9day	Sell 9 vs 21	Buy 33_Day
2025/02/05	Sell_9day	Sell 9 vs 21	Sell 33_Day
2025/02/06	Sell_9day	Sell 9 vs 21	Sell 33_Day
2025/02/07	Buy_9day	Sell 9 vs 21	Buy 33_Day
2025/02/10	Buy_9day	Sell 9 vs 21	Buy 33_Day
2025/02/11	Buy_9day	Sell 9 vs 21	Buy 33_Day
2025/02/12	Buy_9day	Sell 9 vs 21	Buy 33_Day
2025/02/13	Buy_9day	Sell 9 vs 21	Buy 33_Day
2025/02/14	Sell_9day	Sell 9 vs 21	Sell 33_Day
2025/02/17	Sell_9day	Sell 9 vs 21	Sell 33_Day
2025/02/18	Buy_9day	Sell 9 vs 21	Buy 33_Day

Strategy Universe	Euro_Industrials_Pairs	Ascendant guidance	Trade	Strategy_Open Date	2025/01/24	Caterpillar Guidance	Trade
-------------------	------------------------	--------------------	-------	--------------------	------------	----------------------	-------

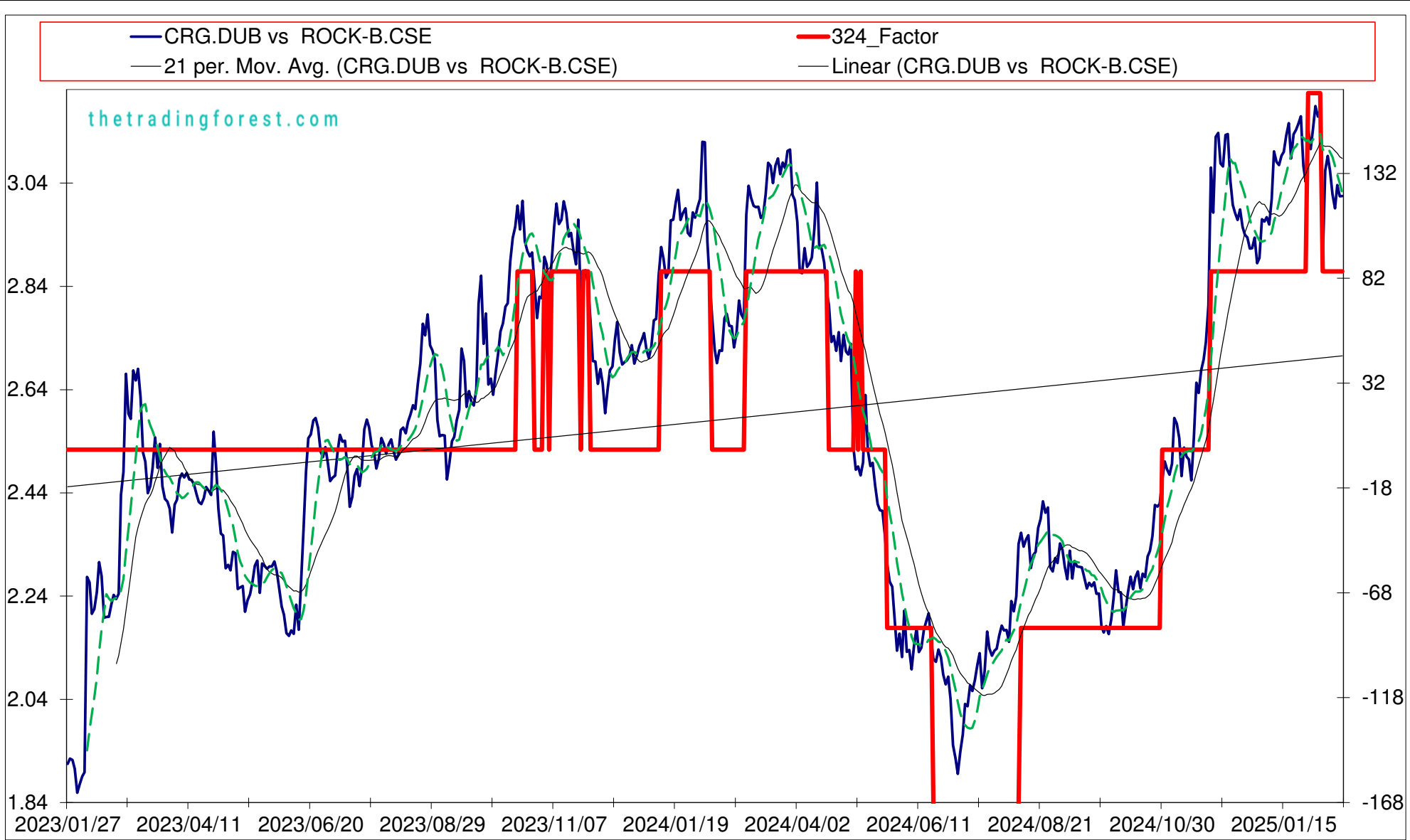


(+) : Mom Days	47
(-) : Mom Days	0
Guided : Factor	33 day
324_Buy Guidance	0.0%
324_Sell Guidance	96.1%
Mom_75 (days)	18.1%
9 vs 21 day	-0.31%
Price vs 9 day	0.22%

Follow the " 3day to 5day waiting period " before entering the trade : understand the Graph, Trend and Variables

Plan your entry levels. Focus on the process not the outcome. Expect further short-term deviation from the trade signal. "Patience"

-1.722														-8.196		4.761	
Date	Price or Relative Price	Short_Term_ Radar	Medium_ Term_Radar	Caterpillar_ %	Wise_ Owl(Rnk)	324_Factor	Factor_324	Defcon _Index	Defcon _Index_Trade	Margin of Safety	75_Day_Mom	Trade_Rating (Guidance)	Trendsum				
2024/12/18	2.937	No Trade	No Trade	63.02%	0	Research	85	0	Absolutely no Trade	13.00%	29.10%	C	-7				
2024/12/19	2.916	No Trade	No Trade	59.03%	0	Research	85	0	Absolutely no Trade	12.18%	25.14%	C	-9				
2024/12/20	2.916	No Trade	No Trade	59.22%	0	Research	85	0	Absolutely no Trade	12.22%	28.12%	C	-12				
2024/12/23	2.937	No Trade	No Trade	63.13%	0	Research	85	0	Absolutely no Trade	13.02%	27.13%	C	-14				
2024/12/27	2.887	No Trade	No Trade	54.09%	0	Research	85	0	Absolutely no Trade	11.16%	25.55%	C	-17				
2024/12/30	2.897	No Trade	No Trade	56.09%	0	Research	85	0	Absolutely no Trade	11.57%	26.04%	C	-20				
2025/01/02	2.972	No Trade	No Trade	70.25%	0	Research	85	0	Absolutely no Trade	14.49%	29.35%	C	-20				
2025/01/03	2.968	No Trade	No Trade	69.48%	0	Research	85	0	Absolutely no Trade	14.33%	30.33%	C	-19				
2025/01/06	2.976	No Trade	No Trade	71.14%	0	Research	85	0	Absolutely no Trade	14.68%	31.89%	C	-18				
2025/01/07	2.962	No Trade	No Trade	68.60%	0	Research	85	0	Absolutely no Trade	14.15%	30.64%	C	-15				
2025/01/08	3.012	No Trade	No Trade	77.91%	50	Research	85	96	Research Defon Sell	16.07%	33.20%	B	-12				
2025/01/09	3.104	No Trade	No Trade	95.07%	50	Research	85	99	Research Defon Sell	19.61%	36.81%	B	-9				
2025/01/10	3.084	No Trade	No Trade	91.35%	50	Research	85	98	Research Defon Sell	18.84%	37.25%	B	-5				
2025/01/13	3.077	No Trade	No Trade	90.33%	50	Research	85	98	Research Defon Sell	18.63%	36.95%	B	-2				
2025/01/14	3.096	No Trade	No Trade	93.79%	50	Research	85	99	Research Defon Sell	19.35%	41.76%	B	1				
2025/01/15	3.103	No Trade	No Trade	95.23%	50	Research	85	99	Research Defon Sell	19.64%	42.87%	B	0				
2025/01/16	3.135	No Trade	No Trade	100.00%	50	Research	85	100	Research Defon Sell	20.89%	43.54%	A	2				
2025/01/17	3.159	No Trade	No Trade	100.00%	50	Research	85	100	Research Defon Sell	21.80%	45.65%	A	5				
2025/01/20	3.090	No Trade	No Trade	88.01%	50	Research	85	98	Research Defon Sell	19.19%	40.64%	B	7				
2025/01/21	3.137	No Trade	No Trade	96.32%	50	Research	85	99	Research Defon Sell	21.00%	40.23%	A	9				
2025/01/22	3.146	No Trade	No Trade	97.97%	50	Research	85	100	Research Defon Sell	21.36%	37.24%	A	12				
2025/01/23	3.157	No Trade	No Trade	100.00%	50	Research	85	100	Research Defon Sell	21.81%	40.30%	A	12				
2025/01/24	3.172	No Trade	No Trade	100.00%	50	Research	85	100	Research Defon Sell	22.39%	41.01%	A	14				
2025/01/27	3.076	No Trade	No Trade	83.61%	50	Research	85	97	Research Defon Sell	18.72%	40.94%	B	15				
2025/01/28	3.045	Sell_Panda_ST	Sell_Panda_ST	78.25%	50	Research	85	96	Research Defon Sell	17.52%	37.20%	B	15				
2025/01/29	3.149	No Trade	No Trade	96.34%	90	Research	170	99	Research Defon Sell	21.57%	39.93%	AAA	13				
2025/01/30	3.108	No Trade	No Trade	89.28%	75	Research	170	98	Research Defon Sell	19.99%	36.33%	AA	9				
2025/01/31	3.146	No Trade	No Trade	95.86%	75	Research	170	99	Research Defon Sell	21.47%	39.48%	AA	7				
2025/02/03	3.192	No Trade	No Trade	100.00%	75	Research	170	100	Research Defon Sell	23.25%	40.09%	AA	9				
2025/02/04	3.171	No Trade	No Trade	96.68%	90	Research	170	99	Research Defon Sell	22.48%	38.50%	AAA	13				
2025/02/05	3.183	No Trade	No Trade	98.71%	90	Research	170	100	Research Defon Sell	22.95%	41.04%	AAA	16				
2025/02/06	2.891	Sell_Panda_ST	Sell_Panda_ST	50.26%	0	Research	85	0	Absolutely no Trade	11.69%	26.52%	C	13				
2025/02/07	3.067	No Trade	No Trade	79.41%	50	Research	85	96	Research Defon Sell	18.47%	34.58%	B	9				
2025/02/10	3.095	No Trade	No Trade	84.22%	50	Research	85	97	Research Defon Sell	19.58%	33.46%	B	6				
2025/02/11	3.067	No Trade	No Trade	79.61%	50	Research	85	96	Research Defon Sell	18.51%	31.64%	B	3				
2025/02/12	3.021	No Trade	No Trade	71.95%	0	Research	85	0	Absolutely no Trade	16.73%	28.08%	C	0				
2025/02/13	2.994	No Trade	No Trade	67.50%	0	Research	85	0	Absolutely no Trade	15.70%	23.77%	C	-2				
2025/02/14	3.039	No Trade	No Trade	75.00%	50	Research	85	95	Research Defon Sell	17.44%	25.79%	B	-5				
2025/02/17	3.017	No Trade	No Trade	71.52%	0	Research	85	0	Absolutely no Trade	16.63%	24.62%	C	-8				
2025/02/18	3.017	No Trade	No Trade	71.65%	0	Research	85	0	Absolutely no Trade	16.66%	22.33%	C	-9				



Date	9 day	9 vs 21 day	33 day
2024/12/30	Sell_9day	Sell 9 vs 21	Buy 33_Day
2025/01/02	Buy_9day	Sell 9 vs 21	Buy 33_Day
2025/01/03	Buy_9day	Sell 9 vs 21	Buy 33_Day
2025/01/06	Buy_9day	Sell 9 vs 21	Buy 33_Day
2025/01/07	Buy_9day	Sell 9 vs 21	Buy 33_Day
2025/01/08	Buy_9day	Sell 9 vs 21	Buy 33_Day
2025/01/09	Buy_9day	Sell 9 vs 21	Buy 33_Day
2025/01/10	Buy_9day	Buy 9 vs 21	Buy 33_Day
2025/01/13	Buy_9day	Buy 9 vs 21	Buy 33_Day
2025/01/14	Buy_9day	Buy 9 vs 21	Buy 33_Day
2025/01/15	Buy_9day	Buy 9 vs 21	Buy 33_Day
2025/01/16	Buy_9day	Buy 9 vs 21	Buy 33_Day
2025/01/17	Buy_9day	Buy 9 vs 21	Buy 33_Day
2025/01/20	Sell_9day	Buy 9 vs 21	Buy 33_Day
2025/01/21	Buy_9day	Buy 9 vs 21	Buy 33_Day
2025/01/22	Buy_9day	Buy 9 vs 21	Buy 33_Day
2025/01/23	Buy_9day	Buy 9 vs 21	Buy 33_Day
2025/01/24	Buy_9day	Buy 9 vs 21	Buy 33_Day
2025/01/27	Sell_9day	Buy 9 vs 21	Buy 33_Day
2025/01/28	Sell_9day	Buy 9 vs 21	Buy 33_Day
2025/01/29	Buy_9day	Buy 9 vs 21	Buy 33_Day
2025/01/30	Sell_9day	Buy 9 vs 21	Buy 33_Day
2025/01/31	Buy_9day	Buy 9 vs 21	Buy 33_Day
2025/02/03	Buy_9day	Buy 9 vs 21	Buy 33_Day
2025/02/04	Buy_9day	Buy 9 vs 21	Buy 33_Day
2025/02/05	Buy_9day	Buy 9 vs 21	Buy 33_Day
2025/02/06	Sell_9day	Sell 9 vs 21	Sell 33_Day
2025/02/07	Sell_9day	Sell 9 vs 21	Buy 33_Day
2025/02/10	Sell_9day	Sell 9 vs 21	Buy 33_Day
2025/02/11	Sell_9day	Sell 9 vs 21	Buy 33_Day
2025/02/12	Sell_9day	Sell 9 vs 21	Sell 33_Day
2025/02/13	Sell_9day	Sell 9 vs 21	Sell 33_Day
2025/02/14	Sell_9day	Sell 9 vs 21	Sell 33_Day
2025/02/17	Sell_9day	Sell 9 vs 21	Sell 33_Day
2025/02/18	Sell_9day	Sell 9 vs 21	Sell 33_Day

Strategy Universe	Euro_Construction & Materials_Pairs	Ascendant guidance	Trade	Strategy_Open Date	2025/01/24	Caterpillar Guidance	Trade	
<div><div><div>CRG.DUB</div><div>21 per. Mov. Avg. (CRG.DUB)</div><div>Linear (CRG.DUB)</div></div><div><div>ROCK-B.CSE</div><div>21 per. Mov. Avg. (ROCK-B.CSE)</div><div>Linear (ROCK-B.CSE)</div></div></div>							(+) : Mom Days	90
							(-) : Mom Days	0
							Guided : Factor	66 day
							324_Buy Guidance	0.0%
							324_Sell Guidance	94.5%
							Mom_75 (days)	22.3%
							9 vs 21 day	-2.17%
							Price vs 9 day	-0.19%

S
e
|
|

PERSON.LSE

Pearson Plc

Consumer Discretionary

Communication

United Kingdom

Market Cap : (B)

8 151

ISF.LSE

Ftse 100 Index - Europe Listing

Europe ETF : Index

ETF_Europe_

Europe

Market Cap : (B)

11 536

Follow the " 3day to 5day waiting period " before entering the trade : understand the Graph, Trend and Variables

Plan your enrty levels. Focus on the process not the outcome. Expect further short-term deviation from the trade signal. "Patience"

-2.310														40.328														-17.458															
Date	Price or Relative Price	Short_Term_ Radar	Medium_ Term_Radar	Caterpillar_ %	Wise_ Owl(Rnk)	324_Factor	Factor_324	Defcon _Index	Defcon _Index_Trade	Margin of Safety	75_Day_Mom	Trade_Rating (Guidance)	Trendsum																														
2024/12/18	1.608	No Trade	No Trade	87.92%	50	Research	85	100	Research Defon Sell	10.99%	20.96%	A	20																														
2024/12/19	1.608	No Trade	No Trade	87.68%	50	Research	85	100	Research Defon Sell	10.96%	20.19%	A	20																														
2024/12/20	1.616	No Trade	No Trade	91.23%	50	Research	85	100	Research Defon Sell	11.40%	23.76%	A	20																														
2024/12/23	1.618	No Trade	No Trade	91.19%	50	Research	85	100	Research Defon Sell	11.39%	23.64%	A	23																														
2024/12/27	1.630	No Trade	No Trade	96.79%	50	Research	85	100	Research Defon Sell	12.09%	25.52%	A	26																														
2024/12/30	1.625	No Trade	No Trade	92.46%	50	Research	85	100	Research Defon Sell	11.55%	23.60%	A	30																														
2025/01/02	1.619	No Trade	No Trade	88.51%	60	Research	85	99	Research Defon Sell	11.06%	22.37%	A	33																														
2025/01/03	1.614	No Trade	No Trade	84.86%	50	Research	85	99	Research Defon Sell	10.60%	22.57%	B	34																														
2025/01/06	1.603	Sell_Panda_ST	No Trade	78.19%	50	Research	85	98	Research Defon Sell	9.77%	24.32%	B	30																														
2025/01/07	1.622	No Trade	No Trade	88.26%	50	Research	85	100	Research Defon Sell	11.03%	26.88%	A	25																														
2025/01/08	1.618	Sell_Panda_ST	No Trade	85.39%	50	Research	85	99	Research Defon Sell	10.67%	26.37%	A	21																														
2025/01/09	1.613	Sell_Panda_ST	No Trade	82.39%	50	Research	85	99	Research Defon Sell	10.29%	25.45%	B	16																														
2025/01/10	1.612	No Trade	No Trade	81.31%	50	Research	85	99	Research Defon Sell	10.16%	25.86%	B	11																														
2025/01/13	1.590	No Trade	No Trade	68.12%	50	Research	85	98	Research Defon Sell	8.51%	24.56%	B	6																														
2025/01/14	1.618	No Trade	No Trade	83.42%	75	Research	170	99	Research Defon Sell	10.42%	26.47%	AA	2																														
2025/01/15	1.606	No Trade	No Trade	76.24%	75	Research	170	98	Research Defon Sell	9.53%	26.68%	AA	0																														
2025/01/16	1.567	No Trade	No Trade	54.85%	50	Research	85	96	Research Defon Sell	6.85%	23.46%	B	-2																														
2025/01/17	1.560	No Trade	No Trade	50.56%	50	Research	85	96	Research Defon Sell	6.32%	23.04%	B	-5																														
2025/01/20	1.534	No Trade	No Trade	35.17%	0	Absolutely No	0	0	Absolutely no Trade	4.39%	20.53%	C	-8																														
2025/01/21	1.540	No Trade	No Trade	38.00%	0	Absolutely No	0	0	Absolutely no Trade	4.75%	21.34%	C	-13																														
2025/01/22	1.550	No Trade	No Trade	43.40%	0	Absolutely No	0	95	Research Defon Sell	5.42%	21.38%	C	-18																														
2025/01/23	1.550	No Trade	No Trade	43.08%	0	Absolutely No	0	95	Research Defon Sell	5.38%	22.22%	C	-22																														
2025/01/24	1.545	No Trade	No Trade	39.59%	0	Absolutely No	0	0	Absolutely no Trade	4.95%	21.83%	C	-24																														
2025/01/27	1.561	No Trade	No Trade	47.40%	0	Absolutely No	0	96	Research Defon Sell	5.92%	21.91%	C	-23																														
2025/01/28	1.567	No Trade	No Trade	50.28%	50	Research	85	96	Research Defon Sell	6.28%	22.26%	B	-23																														
2025/01/29	1.575	No Trade	No Trade	54.21%	50	Research	85	97	Research Defon Sell	6.77%	23.45%	B	-19																														
2025/01/30	1.602	No Trade	No Trade	68.68%	50	Research	85	98	Research Defon Sell	8.58%	25.05%	B	-15																														
2025/01/31	1.592	No Trade	No Trade	62.84%	50	Research	85	98	Research Defon Sell	7.85%	24.50%	B	-11																														
2025/02/03	1.606	No Trade	No Trade	69.35%	50	Research	85	99	Research Defon Sell	8.67%	25.20%	B	-7																														
2025/02/04	1.612	No Trade	No Trade	72.07%	50	Research	85	99	Research Defon Sell	9.01%	26.31%	B	-3																														
2025/02/05	1.612	No Trade	No Trade	71.89%	50	Research	85	99	Research Defon Sell	8.98%	25.54%	B	0																														
2025/02/06	1.557	No Trade	No Trade	41.72%	0	Absolutely No	0	95	Research Defon Sell	5.21%	21.73%	C	-1																														
2025/02/07	1.552	No Trade	No Trade	38.87%	0	Absolutely No	0	95	Research Defon Sell	4.86%	21.70%	C	-3																														
2025/02/10	1.553	No Trade	No Trade	38.30%	0	Absolutely No	0	95	Research Defon Sell	4.79%	21.73%	C	-2																														
2025/02/11	1.564	No Trade	No Trade	44.00%	0	Absolutely No	0	96	Research Defon Sell	5.50%	20.10%	C	-4																														
2025/02/12	1.569	No Trade	No Trade	47.31%	0	Absolutely No	0	96	Research Defon Sell	5.78%	21.07%	C	-4																														
2025/02/13	1.574	No Trade	No Trade	49.45%	50	Research	85	97	Research Defon Sell	6.04%	21.04%	B	-4																														
2025/02/14	1.582	No Trade	No Trade	53.52%	50	Research	85	97	Research Defon Sell	6.54%	18.94%	B	-2																														
2025/02/17	1.587	No Trade	No Trade	55.45%	50	Research	85	97	Research Defon Sell	6.77%	13.42%	C	-1																														
2025/02/18	1.581	No Trade	No Trade	51.49%	50	Research	85	97	Research Defon Sell	6.29%	10.00%	C	2																														

S
e
|
|

SGE.LSE

Sage Group Plc

Information Technology

Software & Computer Services

United Kingdom

Market Cap : (B)

12 813

Follow the " 3day to 5day waiting period " before entering the trade : understand the Graph, Trend and Variables

ISF.LSE

Ftse 100 Index - Europe Listing

Europe_ETF : Index

ETF_Europe_

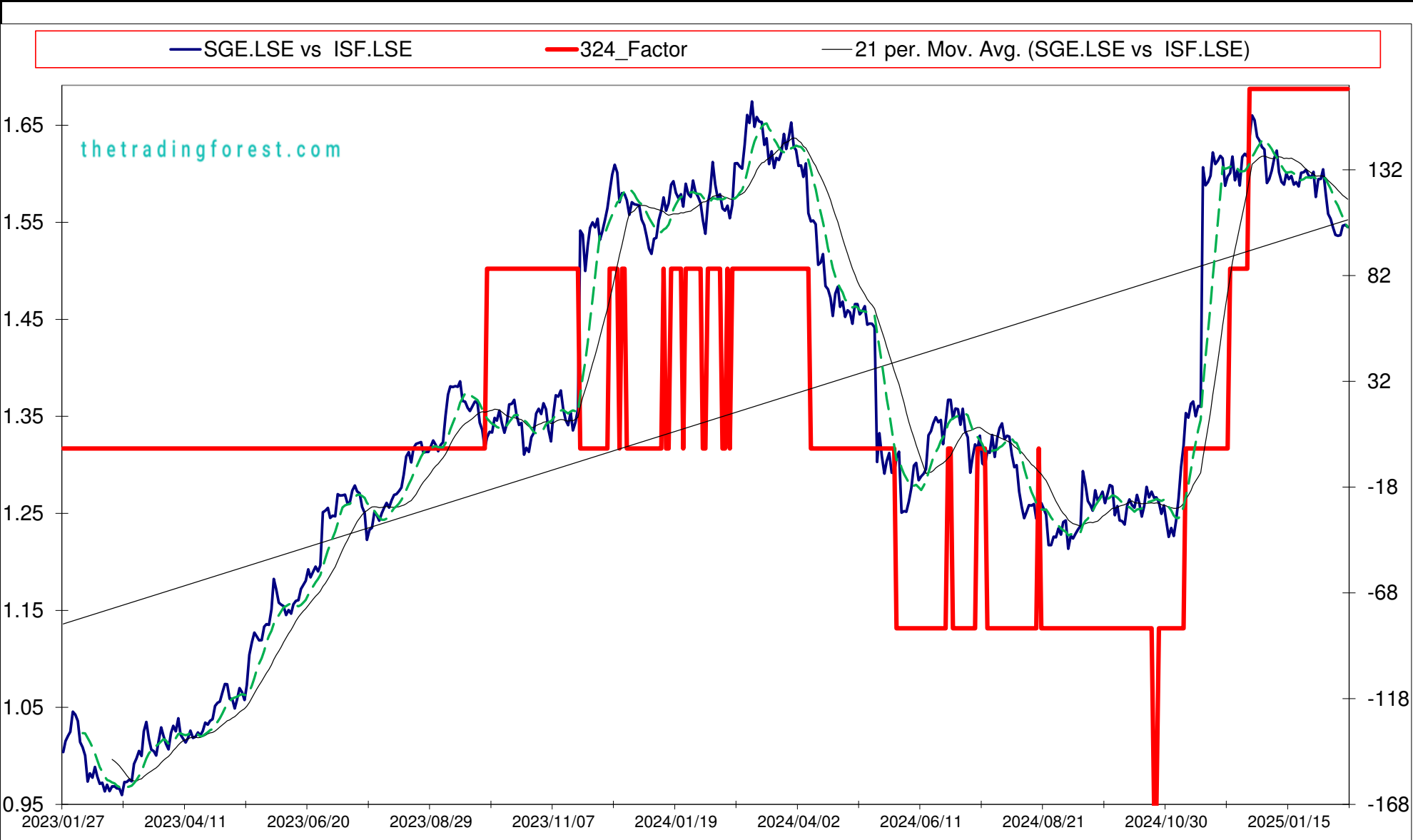
Europe

Market Cap : (B)

11 536

Plan your enrty levels. Focus on the process not the outcome. Expect further short-term deviation from the trade signal. "Patience"

-1.904														-15.110		7.935	
Date	Price or Relative Price	Short_Term_ Radar	Medium_ Term_Radar	Caterpillar_ %	Wise_ Owl(Rnk)	324_Factor	Factor_324	Defcon _Index	Defcon _Index_Trade	Margin of Safety	75_Day_Mom	Trade_Rating (Guidance)	Trendsum				
2024/12/18	1.664	No Trade	No Trade	100.00%	75	Research	170	99	Research Defon Sell	17.47%	35.19%	AA	10				
2024/12/19	1.659	No Trade	No Trade	98.12%	75	Research	170	99	Research Defon Sell	17.14%	35.10%	AA	10				
2024/12/20	1.642	No Trade	No Trade	91.35%	75	Research	170	98	Research Defon Sell	15.96%	33.20%	AA	9				
2024/12/23	1.638	No Trade	No Trade	90.11%	75	Research	170	98	Research Defon Sell	15.74%	32.40%	AA	10				
2024/12/27	1.632	No Trade	No Trade	87.75%	75	Research	170	97	Research Defon Sell	15.33%	31.48%	AA	10				
2024/12/30	1.629	No Trade	No Trade	86.97%	75	Research	170	97	Research Defon Sell	15.19%	25.55%	AA	10				
2025/01/02	1.595	No Trade	No Trade	73.29%	60	Research	170	95	Research Defon Sell	12.80%	24.16%	A	7				
2025/01/03	1.599	No Trade	No Trade	74.99%	60	Research	170	95	Research Defon Sell	13.10%	26.20%	A	3				
2025/01/06	1.607	No Trade	No Trade	78.75%	75	Research	170	96	Research Defon Sell	13.76%	27.31%	AA	-1				
2025/01/07	1.620	No Trade	No Trade	84.05%	75	Research	170	97	Research Defon Sell	14.68%	28.89%	AA	-5				
2025/01/08	1.628	No Trade	No Trade	87.35%	75	Research	170	97	Research Defon Sell	15.26%	27.39%	AA	-8				
2025/01/09	1.606	No Trade	No Trade	78.45%	75	Research	170	96	Research Defon Sell	13.70%	26.72%	AA	-8				
2025/01/10	1.596	No Trade	No Trade	74.46%	60	Research	170	95	Research Defon Sell	13.00%	25.52%	A	-10				
2025/01/13	1.593	No Trade	No Trade	73.62%	75	Research	170	95	Research Defon Sell	12.86%	24.80%	AA	-12				
2025/01/14	1.604	No Trade	No Trade	78.40%	75	Research	170	96	Research Defon Sell	13.69%	26.86%	AA	-13				
2025/01/15	1.598	No Trade	No Trade	76.10%	75	Research	170	95	Research Defon Sell	13.29%	25.47%	AA	-15				
2025/01/16	1.602	No Trade	No Trade	77.50%	75	Research	170	96	Research Defon Sell	13.54%	24.83%	AA	-16				
2025/01/17	1.593	No Trade	No Trade	74.00%	75	Research	170	95	Research Defon Sell	12.93%	24.27%	AA	-17				
2025/01/20	1.595	No Trade	No Trade	75.34%	75	Research	170	95	Research Defon Sell	13.16%	27.43%	AA	-18				
2025/01/21	1.591	No Trade	No Trade	73.58%	60	Research	170	95	Research Defon Sell	12.85%	26.11%	B	-22				
2025/01/22	1.605	No Trade	No Trade	79.44%	90	Research	170	96	Research Defon Sell	13.88%	28.74%	AA	-23				
2025/01/23	1.606	No Trade	No Trade	79.76%	90	Research	170	96	Research Defon Sell	13.93%	28.85%	AA	-21				
2025/01/24	1.608	No Trade	No Trade	80.84%	75	Research	170	96	Research Defon Sell	14.12%	29.43%	AA	-19				
2025/01/27	1.603	No Trade	No Trade	78.91%	75	Research	170	96	Research Defon Sell	13.78%	26.98%	AA	-16				
2025/01/28	1.600	No Trade	No Trade	77.95%	75	Research	170	96	Research Defon Sell	13.61%	26.14%	AA	-13				
2025/01/29	1.606	No Trade	No Trade	80.49%	75	Research	170	96	Research Defon Sell	14.06%	27.21%	AA	-12				
2025/01/30	1.580	No Trade	No Trade	70.04%	50	Research	170	0	Absolutely no Trade	12.23%	25.41%	B	-16				
2025/01/31	1.598	No Trade	No Trade	77.63%	75	Research	170	96	Research Defon Sell	13.56%	25.56%	AA	-19				
2025/02/03	1.599	No Trade	No Trade	78.04%	90	Research	170	96	Research Defon Sell	13.63%	26.42%	AA	-21				
2025/02/04	1.609	No Trade	No Trade	82.15%	75	Research	170	96	Research Defon Sell	14.35%	28.63%	AA	-19				
2025/02/05	1.585	No Trade	No Trade	72.45%	60	Research	170	95	Research Defon Sell	12.65%	25.57%	B	-17				
2025/02/06	1.563	No Trade	No Trade	63.67%	50	Research	170	0	Absolutely no Trade	11.12%	21.96%	B	-17				
2025/02/07	1.558	No Trade	No Trade	61.64%	50	Research	170	0	Absolutely no Trade	10.77%	22.59%	B	-17				
2025/02/10	1.549	No Trade	No Trade	58.45%	50	Research	170	0	Absolutely no Trade	10.21%	21.35%	B	-18				
2025/02/11	1.541	No Trade	No Trade	55.23%	50	Research	170	0	Absolutely no Trade	9.65%	21.32%	B	-18				
2025/02/12	1.540	No Trade	No Trade	54.94%	50	Research	170	0	Absolutely no Trade	9.60%	21.21%	B	-19				
2025/02/13	1.541	No Trade	No Trade	55.40%	50	Research	170	0	Absolutely no Trade	9.68%	21.78%	B	-21				
2025/02/14	1.551	No Trade	No Trade	59.42%	50	Research	170	0	Absolutely no Trade	10.38%	23.69%	B	-22				
2025/02/17	1.551	No Trade	No Trade	60.08%	50	Research	170	0	Absolutely no Trade	10.49%	22.90%	B	-23				
2025/02/18	1.549	No Trade	No Trade	59.17%	50	Research	170	0	Absolutely no Trade	10.34%	24.30%	B	-25				



Date	9 day	9 vs 21 day	33 day
2024/12/30	Sell_9day	Buy 9 vs 21	Buy 33_Day
2025/01/02	Sell_9day	Buy 9 vs 21	Buy 33_Day
2025/01/03	Sell_9day	Buy 9 vs 21	Buy 33_Day
2025/01/06	Sell_9day	Buy 9 vs 21	Buy 33_Day
2025/01/07	Sell_9day	Buy 9 vs 21	Buy 33_Day
2025/01/08	Buy_9day	Sell 9 vs 21	Buy 33_Day
2025/01/09	Sell_9day	Sell 9 vs 21	Sell 33_Day
2025/01/10	Sell_9day	Sell 9 vs 21	Sell 33_Day
2025/01/13	Sell_9day	Sell 9 vs 21	Sell 33_Day
2025/01/14	Sell_9day	Sell 9 vs 21	Sell 33_Day
2025/01/15	Sell_9day	Sell 9 vs 21	Sell 33_Day
2025/01/16	Sell_9day	Sell 9 vs 21	Sell 33_Day
2025/01/17	Sell_9day	Sell 9 vs 21	Sell 33_Day
2025/01/20	Sell_9day	Sell 9 vs 21	Sell 33_Day
2025/01/21	Sell_9day	Sell 9 vs 21	Sell 33_Day
2025/01/22	Buy_9day	Sell 9 vs 21	Sell 33_Day
2025/01/23	Buy_9day	Sell 9 vs 21	Sell 33_Day
2025/01/24	Buy_9day	Sell 9 vs 21	Sell 33_Day
2025/01/27	Buy_9day	Sell 9 vs 21	Sell 33_Day
2025/01/28	Sell_9day	Sell 9 vs 21	Sell 33_Day
2025/01/29	Buy_9day	Sell 9 vs 21	Sell 33_Day
2025/01/30	Sell_9day	Sell 9 vs 21	Sell 33_Day
2025/01/31	Sell_9day	Sell 9 vs 21	Sell 33_Day
2025/02/03	Sell_9day	Sell 9 vs 21	Sell 33_Day
2025/02/04	Buy_9day	Sell 9 vs 21	Sell 33_Day
2025/02/05	Sell_9day	Sell 9 vs 21	Sell 33_Day
2025/02/06	Sell_9day	Sell 9 vs 21	Sell 33_Day
2025/02/07	Sell_9day	Sell 9 vs 21	Sell 33_Day
2025/02/10	Sell_9day	Sell 9 vs 21	Sell 33_Day
2025/02/11	Sell_9day	Sell 9 vs 21	Sell 33_Day
2025/02/12	Sell_9day	Sell 9 vs 21	Sell 33_Day
2025/02/13	Sell_9day	Sell 9 vs 21	Sell 33_Day
2025/02/14	Sell_9day	Sell 9 vs 21	Sell 33_Day
2025/02/17	Sell_9day	Sell 9 vs 21	Sell 33_Day
2025/02/18	Sell_9day	Sell 9 vs 21	Sell 33_Day

Strategy Universe	Rel vs FTSE_100	Ascendant guidance	Trade	Strategy_Open Date	2025/01/10	Caterpillar Guidance	Trade
						(+) : Mom Days	67
						(-) : Mom Days	0
						Guided : Factor	33 day
						324_Buy Guidance	0.0%
						324_Sell Guidance	92.3%
						Mom_75 (days)	24.3%
						9 vs 21 day	-1.81%
						Price vs 9 day	-0.01%

S
e
l
l

ASSA-B.STO

Assa Abloy B

Industrials

Industrial Engineering

Sweden

Market Cap : (B)

349 995

SIKA.SWX

Sika Ag

Industrials

Construction & Materials

Switzerland

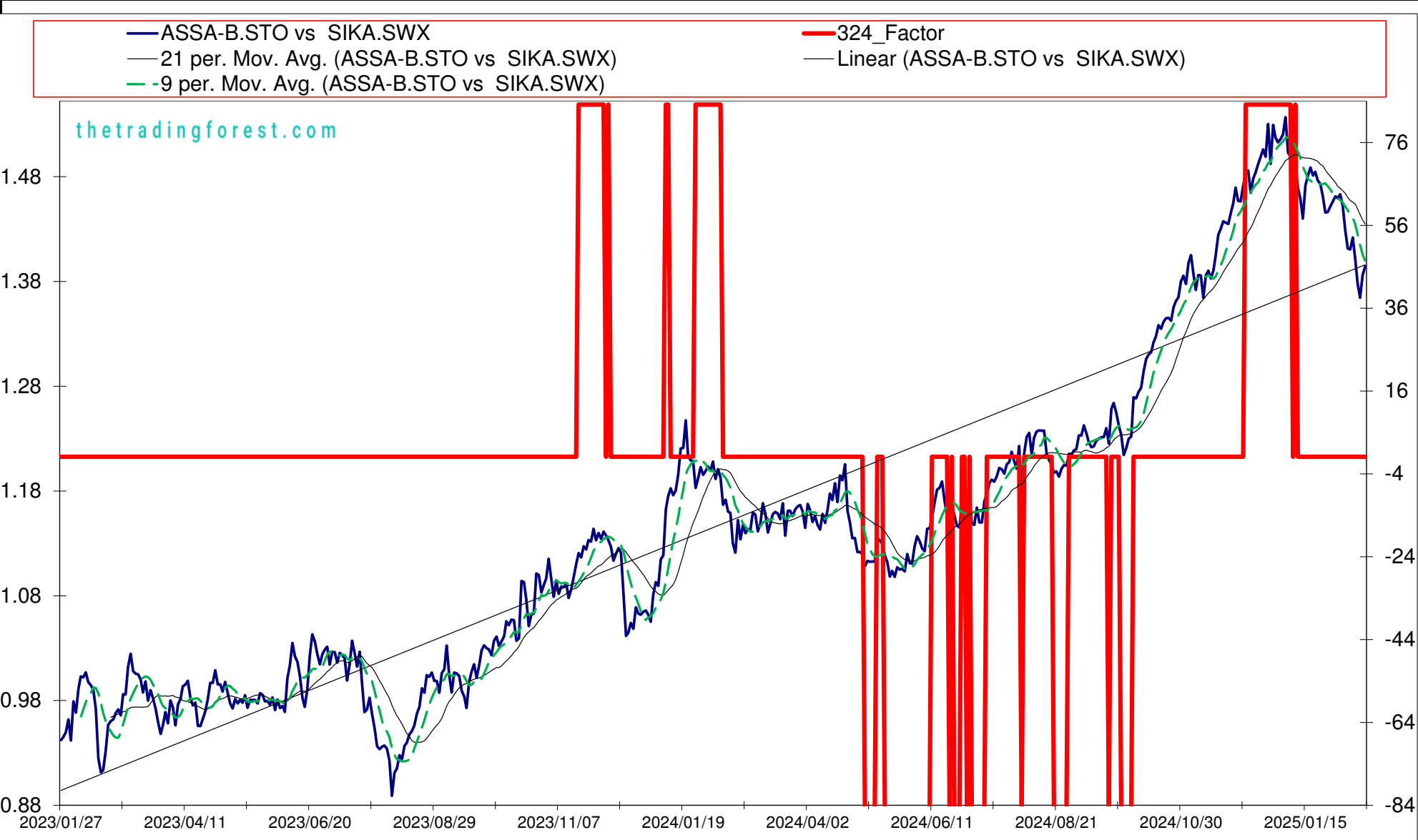
Market Cap : (B)

37 124

Follow the " 3day to 5day waiting period " before entering the trade : understand the Graph, Trend and Variables

Plan your enrty levels. Focus on the process not the outcome. Expect further short-term deviation from the trade signal. "Patience"

-2.27360.202-26.485														
Date	Price or Relative Price	Short_Term_Radar	Medium_Term_Radar	Caterpillar_%	Wise_Owl(Rnk)	324_Factor	Factor_324	Defcon_Index	Defcon_Index_Trade	Margin of Safety	75_Day_Mom	Trade_Rating (Guidance)	Trendsum	
2024/12/18	1.529	No Trade	No Trade	83.31%	50	Research	85	100	Research Defon Sell	10.73%	23.17%	A	40	
2024/12/19	1.491	No Trade	No Trade	61.41%	50	Research	85	98	Research Defon Sell	7.91%	20.85%	B	41	
2024/12/20	1.528	No Trade	No Trade	81.84%	50	Research	85	100	Research Defon Sell	10.54%	24.79%	A	41	
2024/12/23	1.516	No Trade	No Trade	73.48%	50	Research	85	99	Research Defon Sell	9.47%	24.22%	A	42	
2024/12/27	1.512	No Trade	No Trade	68.94%	50	Research	85	99	Research Defon Sell	8.88%	23.79%	B	41	
2024/12/30	1.514	No Trade	No Trade	68.99%	50	Research	85	99	Research Defon Sell	8.89%	23.48%	A	36	
2025/01/02	1.519	No Trade	No Trade	70.05%	50	Research	85	99	Research Defon Sell	9.02%	23.65%	A	32	
2025/01/03	1.535	No Trade	No Trade	78.71%	50	Research	85	100	Research Defon Sell	10.14%	24.85%	A	32	
2025/01/06	1.502	No Trade	No Trade	58.36%	50	Research	85	98	Research Defon Sell	7.52%	22.07%	B	31	
2025/01/07	1.498	Sell_Panda_ST	No Trade	55.81%	50	Research	85	98	Research Defon Sell	7.19%	20.94%	B	29	
2025/01/08	1.482	Sell_Panda_ST	Sell_Panda_ST	46.41%	0	Absolutely No	0	97	Research Defon Sell	5.98%	21.09%	C	26	
2025/01/09	1.494	Sell_Panda_ST	Sell_Panda_ST	52.39%	50	Research	85	97	Research Defon Sell	6.75%	18.82%	B	22	
2025/01/10	1.468	Sell_Panda_ST	Sell_Panda_ST	37.67%	0	Absolutely No	0	96	Research Defon Sell	4.85%	16.25%	C	18	
2025/01/13	1.458	Sell_Panda_ST	Sell_Panda_ST	30.56%	0	Absolutely No	0	0	Absolutely no Trade	3.94%	16.28%	C	13	
2025/01/14	1.439	No Trade	No Trade	19.61%	0	Absolutely No	0	0	Absolutely no Trade	2.53%	15.88%	C	8	
2025/01/15	1.470	No Trade	No Trade	36.62%	0	Absolutely No	0	96	Research Defon Sell	4.72%	19.31%	C	4	
2025/01/16	1.480	No Trade	No Trade	41.18%	0	Absolutely No	0	96	Research Defon Sell	5.31%	21.96%	C	-1	
2025/01/17	1.488	No Trade	No Trade	45.12%	0	Absolutely No	0	97	Research Defon Sell	5.81%	21.97%	C	-4	
2025/01/20	1.480	No Trade	No Trade	39.37%	0	Absolutely No	0	96	Research Defon Sell	5.07%	20.44%	C	-6	
2025/01/21	1.483	No Trade	No Trade	40.82%	0	Absolutely No	0	97	Research Defon Sell	5.26%	20.53%	C	-6	
2025/01/22	1.475	No Trade	No Trade	35.81%	0	Absolutely No	0	96	Research Defon Sell	4.61%	16.32%	C	-4	
2025/01/23	1.472	No Trade	No Trade	33.66%	0	Absolutely No	0	96	Research Defon Sell	4.34%	16.18%	C	-5	
2025/01/24	1.460	No Trade	No Trade	26.60%	0	Absolutely No	0	95	Research Defon Sell	3.43%	14.66%	C	-7	
2025/01/27	1.444	No Trade	No Trade	16.56%	0	Absolutely No	0	0	Absolutely no Trade	2.13%	13.11%	C	-11	
2025/01/28	1.445	No Trade	No Trade	16.43%	0	Absolutely No	0	0	Absolutely no Trade	2.12%	11.78%	C	-15	
2025/01/29	1.450	No Trade	No Trade	18.94%	0	Absolutely No	0	0	Absolutely no Trade	2.44%	11.17%	C	-19	
2025/01/30	1.455	No Trade	No Trade	21.06%	0	Absolutely No	0	0	Absolutely no Trade	2.71%	11.17%	C	-22	
2025/01/31	1.460	No Trade	No Trade	23.22%	0	Absolutely No	0	95	Research Defon Sell	2.99%	11.34%	C	-24	
2025/02/03	1.458	No Trade	No Trade	20.90%	0	Absolutely No	0	0	Absolutely no Trade	2.69%	10.45%	C	-23	
2025/02/04	1.462	No Trade	No Trade	22.40%	0	Absolutely No	0	95	Research Defon Sell	2.89%	10.20%	C	-20	
2025/02/05	1.451	No Trade	No Trade	15.94%	0	Absolutely No	0	0	Absolutely no Trade	2.05%	8.52%	C	-15	
2025/02/06	1.428	No Trade	No Trade	2.86%	0	Absolutely No	0	0	Absolutely no Trade	0.37%	7.08%	C	-14	
2025/02/07	1.410	No Trade	No Trade	10.35%	0	Absolutely No	0	0	Absolutely no Trade	-0.92%	5.22%	C	-14	
2025/02/10	1.409	No Trade	No Trade	13.15%	0	Absolutely No	0	0	Absolutely no Trade	-1.18%	4.89%	C	-16	
2025/02/11	1.421	No Trade	No Trade	4.78%	0	Absolutely No	0	0	Absolutely no Trade	-0.43%	5.71%	C	-19	
2025/02/12	1.399	No Trade	No Trade	22.01%	0	Absolutely No	0	-60	Absolutely no Trade	-1.97%	4.35%	C	-23	
2025/02/13	1.377	No Trade	No Trade	40.37%	0	Absolutely No	0	-62	Absolutely no Trade	-3.61%	1.68%	C	-26	
2025/02/14	1.363	No Trade	No Trade	51.81%	0	Absolutely No	0	-63	Absolutely no Trade	-4.63%	0.24%	C	-29	
2025/02/17	1.385	No Trade	No Trade	36.79%	0	Absolutely No	0	-61	Absolutely no Trade	-3.29%	1.54%	C	-31	
2025/02/18	1.393	No Trade	No Trade	30.93%	0	Absolutely No	0	-61	Absolutely no Trade	-2.76%	1.04%	C	-32	



9 day	9 day	9 vs 21 day	33 day
2024/12/30	Buy_9day	Buy 9 vs 21	Buy 33_Day
2025/01/02	Buy_9day	Buy 9 vs 21	Buy 33_Day
2025/01/03	Buy_9day	Buy 9 vs 21	Buy 33_Day
2025/01/06	Sell_9day	Buy 9 vs 21	Buy 33_Day
2025/01/07	Sell_9day	Buy 9 vs 21	Buy 33_Day
2025/01/08	Sell_9day	Buy 9 vs 21	Buy 33_Day
2025/01/09	Sell_9day	Buy 9 vs 21	Buy 33_Day
2025/01/10	Sell_9day	Buy 9 vs 21	Sell 33_Day
2025/01/13	Sell_9day	Sell 9 vs 21	Sell 33_Day
2025/01/14	Sell_9day	Sell 9 vs 21	Sell 33_Day
2025/01/15	Sell_9day	Sell 9 vs 21	Sell 33_Day
2025/01/16	Buy_9day	Sell 9 vs 21	Sell 33_Day
2025/01/17	Buy_9day	Sell 9 vs 21	Buy 33_Day
2025/01/20	Buy_9day	Sell 9 vs 21	Sell 33_Day
2025/01/21	Buy_9day	Sell 9 vs 21	Sell 33_Day
2025/01/22	Buy_9day	Sell 9 vs 21	Sell 33_Day
2025/01/23	Buy_9day	Sell 9 vs 21	Sell 33_Day
2025/01/24	Sell_9day	Sell 9 vs 21	Sell 33_Day
2025/01/27	Sell_9day	Sell 9 vs 21	Sell 33_Day
2025/01/28	Sell_9day	Sell 9 vs 21	Sell 33_Day
2025/01/29	Sell_9day	Sell 9 vs 21	Sell 33_Day
2025/01/30	Sell_9day	Sell 9 vs 21	Sell 33_Day
2025/01/31	Sell_9day	Sell 9 vs 21	Sell 33_Day
2025/02/03	Buy_9day	Sell 9 vs 21	Sell 33_Day
2025/02/04	Buy_9day	Sell 9 vs 21	Sell 33_Day
2025/02/05	Sell_9day	Sell 9 vs 21	Sell 33_Day
2025/02/06	Sell_9day	Sell 9 vs 21	Sell 33_Day
2025/02/07	Sell_9day	Sell 9 vs 21	Sell 33_Day
2025/02/10	Sell_9day	Sell 9 vs 21	Sell 33_Day
2025/02/11	Sell_9day	Sell 9 vs 21	Sell 33_Day
2025/02/12	Sell_9day	Sell 9 vs 21	Sell 33_Day
2025/02/13	Sell_9day	Sell 9 vs 21	Sell 33_Day
2025/02/14	Sell_9day	Sell 9 vs 21	Sell 33_Day
2025/02/17	Sell_9day	Sell 9 vs 21	Sell 33_Day
2025/02/18	Sell_9day	Sell 9 vs 21	Sell 33_Day

Strategy Universe	Euro_Construction & Materials_Pairs	Ascendant guidance	Research	Strategy_Open Date	2025/01/10	Caterpillar Guidance	Trade	
<div><div><div>— ASSA-B.STO</div><div>----- 21 per. Mov. Avg. (ASSA-B.STO)</div><div>— Linear (ASSA-B.STO)</div></div></div>							(+): Mom Days	0
<div><div><div>— SIKA.SWX</div><div>----- 21 per. Mov. Avg. (SIKA.SWX)</div><div>— Linear (SIKA.SWX)</div></div></div>							(-): Mom Days	0
							Guided: Factor	9 vs 21 day
							324_Buy Guidance	43.0%
							324_Sell Guidance	0.0%
							Mom_75 (days)	1.0%
							9 vs 21 day	-2.45%
							Price vs 9 day	-0.38%

S
e
|
|

BCP.LIS

Banco Comercial Portugues, S.A.

Financials

Banks

Portugal

Market Cap : (B)6 720

Follow the " 3day to 5day waiting period " before entering the trade : understand the Graph, Trend and Variables

CABK.MAD

Caixabank, S.A

Financials

Banks

Spain

Market Cap : (B)37 759

Plan your enrty levels. Focus on the process not the outcome. Expect further short-term deviation from the trade signal. "Patience"

Date	Price or Relative Price	Short_Term_ Radar	Medium_ Term_Radar	Caterpillar_ %	Wise_ Owl(Rnk)	324_Factor	Factor_324	Defcon _Index	Defcon _Index_Trade	Margin of Safety	75_Day_Mom	Trade_Rating (Guidance)	Trendsum
2024/12/18	0.088	No Trade	No Trade	33.27%	0	Absolutely No	0	99	Research Defon Sell	7.87%	14.39%	C	-3
2024/12/19	0.088	No Trade	No Trade	33.99%	0	Absolutely No	0	99	Research Defon Sell	8.04%	15.25%	C	0
2024/12/20	0.088	No Trade	No Trade	37.06%	0	Absolutely No	0	100	Research Defon Sell	8.76%	17.50%	C	3
2024/12/23	0.088	No Trade	No Trade	34.36%	0	Absolutely No	0	100	Research Defon Sell	8.13%	18.76%	C	8
2024/12/27	0.089	No Trade	No Trade	39.35%	0	Absolutely No	0	100	Research Defon Sell	9.31%	17.97%	C	12
2024/12/30	0.089	No Trade	No Trade	39.38%	0	Absolutely No	0	100	Research Defon Sell	9.32%	19.64%	C	16
2025/01/02	0.088	No Trade	No Trade	33.71%	0	Absolutely No	0	99	Research Defon Sell	7.97%	17.18%	C	19
2025/01/03	0.089	No Trade	No Trade	36.52%	0	Absolutely No	0	100	Research Defon Sell	8.64%	18.29%	C	21
2025/01/06	0.089	No Trade	No Trade	34.78%	0	Absolutely No	0	99	Research Defon Sell	8.23%	14.70%	C	21
2025/01/07	0.087	Sell_Panda_ST	No Trade	24.22%	0	Absolutely No	0	97	Research Defon Sell	5.73%	11.79%	C	18
2025/01/08	0.089	No Trade	No Trade	38.48%	0	Absolutely No	0	100	Research Defon Sell	9.10%	17.24%	C	17
2025/01/09	0.085	Sell_Panda_ST	Sell_Panda_ST	16.44%	0	Absolutely No	0	95	Research Defon Sell	3.89%	12.15%	C	16
2025/01/10	0.085	Sell_Panda_ST	Sell_Panda_ST	15.64%	0	Absolutely No	0	95	Research Defon Sell	3.70%	13.51%	C	13
2025/01/13	0.084	No Trade	No Trade	10.55%	0	Absolutely No	0	0	Absolutely no Trade	2.50%	12.47%	C	10
2025/01/14	0.084	No Trade	No Trade	7.74%	0	Absolutely No	0	0	Absolutely no Trade	1.83%	13.36%	C	5
2025/01/15	0.086	No Trade	No Trade	20.36%	0	Absolutely No	0	96	Research Defon Sell	4.81%	17.16%	C	2
2025/01/16	0.089	No Trade	No Trade	36.89%	0	Absolutely No	0	100	Research Defon Sell	8.72%	18.99%	C	2
2025/01/17	0.090	No Trade	No Trade	38.29%	0	Absolutely No	0	100	Research Defon Sell	9.06%	18.79%	C	4
2025/01/20	0.090	No Trade	No Trade	40.54%	0	Absolutely No	0	100	Research Defon Sell	9.59%	18.50%	C	6
2025/01/21	0.092	No Trade	No Trade	46.24%	0	Absolutely No	0	100	Research Defon Sell	10.94%	20.18%	C	9
2025/01/22	0.092	No Trade	No Trade	48.48%	0	Absolutely No	0	100	Research Defon Sell	11.47%	21.64%	C	12
2025/01/23	0.091	No Trade	No Trade	44.62%	0	Absolutely No	0	99	Research Defon Sell	10.55%	21.74%	C	16
2025/01/24	0.090	No Trade	No Trade	36.66%	0	Absolutely No	0	98	Research Defon Sell	8.67%	17.23%	C	17
2025/01/27	0.088	Sell_Panda_ST	Sell_Panda_ST	27.89%	0	Absolutely No	0	96	Research Defon Sell	6.60%	14.08%	C	17
2025/01/28	0.087	Sell_Panda_ST	Sell_Panda_ST	22.29%	0	Absolutely No	0	0	Absolutely no Trade	5.27%	11.32%	C	14
2025/01/29	0.086	No Trade	No Trade	16.37%	0	Absolutely No	0	0	Absolutely no Trade	3.87%	8.84%	C	10
2025/01/30	0.087	No Trade	No Trade	19.05%	0	Absolutely No	0	0	Absolutely no Trade	4.51%	7.00%	C	5
2025/01/31	0.086	No Trade	No Trade	17.51%	0	Absolutely No	0	0	Absolutely no Trade	4.14%	9.76%	C	0
2025/02/03	0.085	No Trade	No Trade	11.28%	0	Absolutely No	0	0	Absolutely no Trade	2.67%	10.00%	C	-5
2025/02/04	0.083	No Trade	No Trade	1.17%	0	Absolutely No	0	0	Absolutely no Trade	0.28%	5.47%	C	-9
2025/02/05	0.084	No Trade	No Trade	2.78%	0	Absolutely No	0	0	Absolutely no Trade	0.66%	4.88%	C	-13
2025/02/06	0.083	No Trade	No Trade	1.79%	0	Absolutely No	0	0	Absolutely no Trade	0.42%	7.10%	C	-16
2025/02/07	0.083	No Trade	No Trade	1.33%	0	Absolutely No	0	0	Absolutely no Trade	-0.18%	5.04%	C	-19
2025/02/10	0.084	No Trade	No Trade	2.65%	0	Absolutely No	0	0	Absolutely no Trade	0.63%	5.93%	C	-21
2025/02/11	0.083	No Trade	No Trade	1.33%	0	Absolutely No	0	0	Absolutely no Trade	-0.18%	4.76%	C	-22
2025/02/12	0.081	No Trade	No Trade	22.46%	0	Absolutely No	0	0	Absolutely no Trade	-3.06%	1.68%	C	-25
2025/02/13	0.082	No Trade	No Trade	8.12%	0	Absolutely No	0	0	Absolutely no Trade	-1.11%	4.85%	C	-28
2025/02/14	0.084	No Trade	No Trade	4.37%	0	Absolutely No	0	0	Absolutely no Trade	0.92%	8.53%	C	-28
2025/02/17	0.084	No Trade	No Trade	5.38%	0	Absolutely No	0	0	Absolutely no Trade	1.13%	8.82%	C	-27
2025/02/18	0.084	No Trade	No Trade	2.35%	0	Absolutely No	0	0	Absolutely no Trade	0.49%	9.79%	C	-23

S
e
i
l

AIR.PAR

Airbus Se

Industrials

Industrial Goods & Services

France

Market Cap : (B)

109 041

Follow the " 3day to 5day waiting period " before entering the trade : understand the Graph, Trend and Variables

DG.PAR

Vinci Sa

Industrials

Construction & Materials

France

Market Cap : (B)

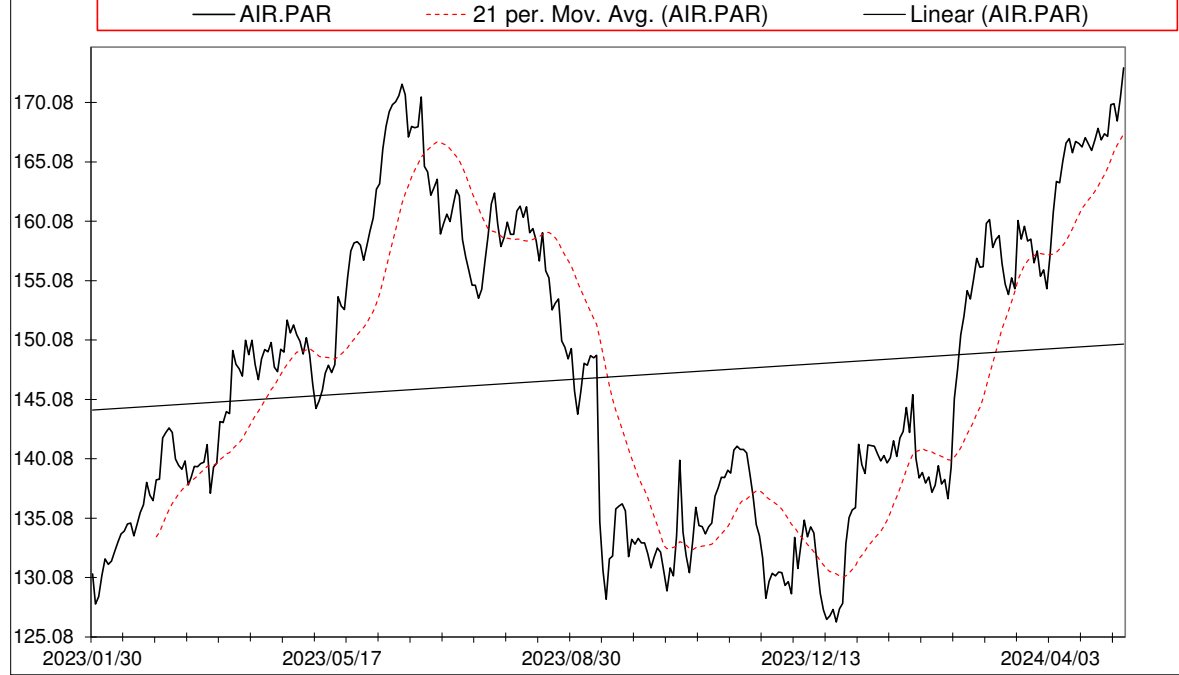
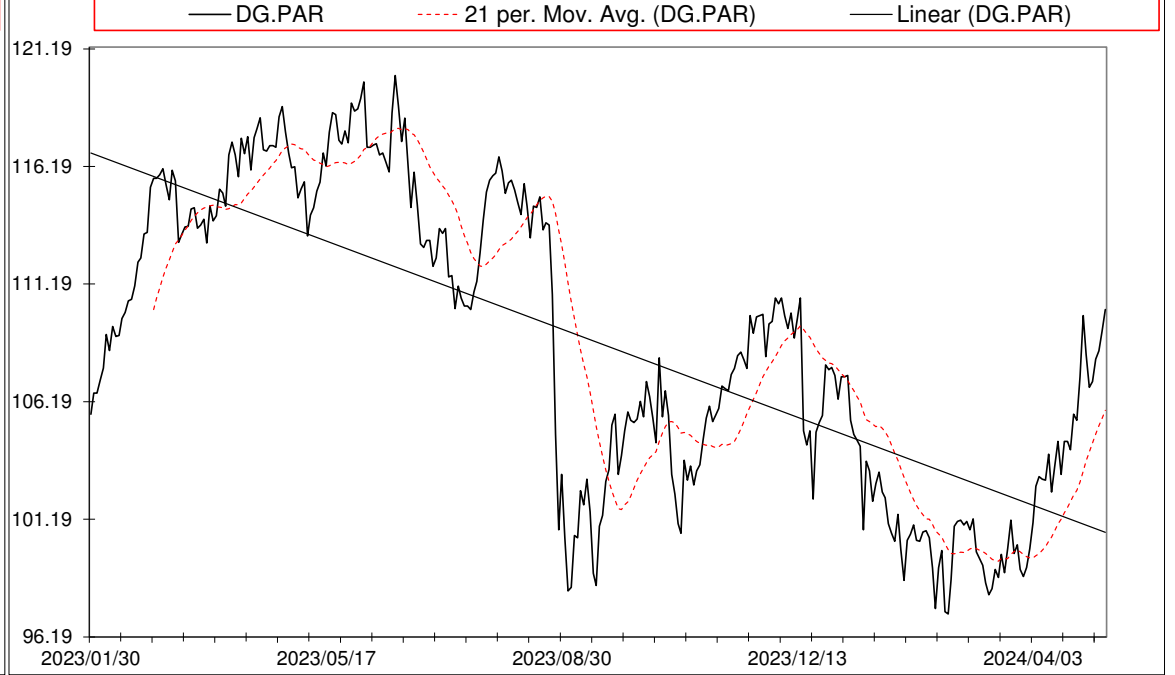
56 955

Plan your enrty levels. Focus on the process not the outcome. Expect further short-term deviation from the trade signal. "Patience"

-2.323												40.750		-17.542	
Date	Price or Relative Price	Short_Term_ Radar	Medium_ Term_Radar	Caterpillar_ %	Wise_ Owl(Rnk)	324_Factor	Factor_324	Defcon _Index	Defcon _Index_Trade	Margin of Safety	75_Day_Mom	Trade_Rating (Guidance)	Trendsum		
2024/12/18	1.601	No Trade	No Trade	80.91%	50	Research	85	100	Research Defon Sell	10.28%	33.48%	A	19		
2024/12/19	1.589	No Trade	No Trade	74.40%	50	Research	85	99	Research Defon Sell	9.46%	35.11%	A	22		
2024/12/20	1.580	No Trade	No Trade	68.84%	50	Research	85	99	Research Defon Sell	8.75%	33.67%	B	24		
2024/12/23	1.567	Sell_Panda_ST	No Trade	60.75%	50	Research	85	98	Research Defon Sell	7.72%	31.93%	B	25		
2024/12/27	1.568	Sell_Panda_ST	No Trade	60.07%	50	Research	85	98	Research Defon Sell	7.64%	32.31%	B	22		
2024/12/30	1.564	Sell_Panda_ST	No Trade	56.98%	50	Research	85	98	Research Defon Sell	7.24%	29.50%	B	18		
2025/01/02	1.606	No Trade	No Trade	78.87%	50	Research	85	100	Research Defon Sell	10.02%	34.77%	A	18		
2025/01/03	1.603	No Trade	No Trade	76.86%	50	Research	85	100	Research Defon Sell	9.77%	35.76%	A	18		
2025/01/06	1.597	No Trade	No Trade	72.60%	50	Research	85	99	Research Defon Sell	9.23%	36.16%	A	18		
2025/01/07	1.566	No Trade	No Trade	55.57%	50	Research	85	97	Research Defon Sell	7.06%	34.25%	B	17		
2025/01/08	1.590	No Trade	No Trade	68.12%	50	Research	85	99	Research Defon Sell	8.66%	31.78%	B	14		
2025/01/09	1.564	Sell_Panda_ST	Sell_Panda_ST	53.99%	50	Research	85	97	Research Defon Sell	6.86%	31.33%	B	12		
2025/01/10	1.591	No Trade	No Trade	67.80%	50	Research	85	99	Research Defon Sell	8.62%	30.77%	A	10		
2025/01/13	1.574	No Trade	No Trade	57.90%	50	Research	85	98	Research Defon Sell	7.36%	28.26%	B	9		
2025/01/14	1.573	No Trade	No Trade	57.26%	50	Research	85	98	Research Defon Sell	7.28%	28.34%	B	6		
2025/01/15	1.545	No Trade	No Trade	41.60%	0	Absolutely No	0	96	Research Defon Sell	5.29%	26.20%	C	1		
2025/01/16	1.556	No Trade	No Trade	47.15%	0	Absolutely No	0	97	Research Defon Sell	5.99%	28.57%	C	-4		
2025/01/17	1.567	No Trade	No Trade	52.94%	50	Research	85	98	Research Defon Sell	6.73%	25.33%	B	-9		
2025/01/20	1.587	No Trade	No Trade	62.44%	50	Research	85	99	Research Defon Sell	7.94%	28.60%	B	-11		
2025/01/21	1.587	No Trade	No Trade	62.32%	50	Research	85	99	Research Defon Sell	7.92%	30.79%	B	-10		
2025/01/22	1.606	No Trade	No Trade	71.97%	50	Research	85	100	Research Defon Sell	9.15%	29.47%	A	-5		
2025/01/23	1.603	No Trade	No Trade	70.38%	50	Research	85	100	Research Defon Sell	8.95%	32.59%	A	-2		
2025/01/24	1.632	No Trade	No Trade	85.43%	50	Research	85	100	Research Defon Sell	10.86%	34.89%	A	0		
2025/01/27	1.603	No Trade	No Trade	68.99%	50	Research	85	98	Research Defon Sell	8.77%	33.99%	B	2		
2025/01/28	1.596	No Trade	No Trade	64.97%	50	Research	85	98	Research Defon Sell	8.26%	34.96%	B	3		
2025/01/29	1.616	No Trade	No Trade	75.28%	50	Research	85	99	Research Defon Sell	9.57%	35.90%	A	4		
2025/01/30	1.592	No Trade	No Trade	61.87%	50	Research	85	98	Research Defon Sell	7.86%	28.90%	B	3		
2025/01/31	1.599	No Trade	No Trade	65.63%	50	Research	85	98	Research Defon Sell	8.34%	27.00%	B	0		
2025/02/03	1.599	No Trade	No Trade	64.77%	50	Research	85	98	Research Defon Sell	8.23%	25.23%	B	-5		
2025/02/04	1.571	No Trade	No Trade	49.54%	50	Research	85	96	Research Defon Sell	6.30%	23.96%	B	-7		
2025/02/05	1.583	No Trade	No Trade	55.65%	50	Research	85	97	Research Defon Sell	7.07%	20.19%	B	-9		
2025/02/06	1.566	No Trade	No Trade	45.76%	0	Absolutely No	0	96	Research Defon Sell	5.82%	20.36%	C	-12		
2025/02/07	1.520	No Trade	No Trade	21.01%	0	Absolutely No	0	0	Absolutely no Trade	2.67%	15.35%	C	-15		
2025/02/10	1.548	No Trade	No Trade	34.95%	0	Absolutely No	0	0	Absolutely no Trade	4.44%	14.82%	C	-16		
2025/02/11	1.566	No Trade	No Trade	44.31%	0	Absolutely No	0	96	Research Defon Sell	5.63%	15.95%	C	-17		
2025/02/12	1.587	No Trade	No Trade	55.24%	50	Research	85	97	Research Defon Sell	7.02%	17.29%	B	-18		
2025/02/13	1.574	No Trade	No Trade	48.01%	50	Research	85	96	Research Defon Sell	6.10%	12.88%	C	-19		
2025/02/14	1.555	No Trade	No Trade	37.86%	0	Absolutely No	0	95	Research Defon Sell	4.81%	15.25%	C	-17		
2025/02/17	1.561	No Trade	No Trade	40.12%	0	Absolutely No	0	96	Research Defon Sell	5.10%	14.87%	C	-16		
2025/02/18	1.571	No Trade	No Trade	45.07%	0	Absolutely No	0	96	Research Defon Sell	5.73%	14.64%	C	-16		



Date	9 day	9 vs 21 day	33 day
2024/12/30	Sell_9day	Buy 9 vs 21	Buy 33_Day
2025/01/02	Buy_9day	Buy 9 vs 21	Buy 33_Day
2025/01/03	Buy_9day	Buy 9 vs 21	Buy 33_Day
2025/01/06	Buy_9day	Buy 9 vs 21	Buy 33_Day
2025/01/07	Sell_9day	Buy 9 vs 21	Buy 33_Day
2025/01/08	Buy_9day	Buy 9 vs 21	Buy 33_Day
2025/01/09	Sell_9day	Buy 9 vs 21	Buy 33_Day
2025/01/10	Buy_9day	Buy 9 vs 21	Buy 33_Day
2025/01/13	Sell_9day	Buy 9 vs 21	Buy 33_Day
2025/01/14	Sell_9day	Buy 9 vs 21	Buy 33_Day
2025/01/15	Sell_9day	Sell 9 vs 21	Sell 33_Day
2025/01/16	Sell_9day	Sell 9 vs 21	Buy 33_Day
2025/01/17	Sell_9day	Sell 9 vs 21	Buy 33_Day
2025/01/20	Buy_9day	Sell 9 vs 21	Buy 33_Day
2025/01/21	Buy_9day	Sell 9 vs 21	Buy 33_Day
2025/01/22	Buy_9day	Sell 9 vs 21	Buy 33_Day
2025/01/23	Buy_9day	Sell 9 vs 21	Buy 33_Day
2025/01/24	Buy_9day	Buy 9 vs 21	Buy 33_Day
2025/01/27	Buy_9day	Buy 9 vs 21	Buy 33_Day
2025/01/28	Buy_9day	Buy 9 vs 21	Buy 33_Day
2025/01/29	Buy_9day	Buy 9 vs 21	Buy 33_Day
2025/01/30	Sell_9day	Buy 9 vs 21	Buy 33_Day
2025/01/31	Sell_9day	Buy 9 vs 21	Buy 33_Day
2025/02/03	Sell_9day	Buy 9 vs 21	Buy 33_Day
2025/02/04	Sell_9day	Buy 9 vs 21	Sell 33_Day
2025/02/05	Sell_9day	Buy 9 vs 21	Sell 33_Day
2025/02/06	Sell_9day	Buy 9 vs 21	Sell 33_Day
2025/02/07	Sell_9day	Sell 9 vs 21	Sell 33_Day
2025/02/10	Sell_9day	Sell 9 vs 21	Sell 33_Day
2025/02/11	Sell_9day	Sell 9 vs 21	Sell 33_Day
2025/02/12	Buy_9day	Sell 9 vs 21	Buy 33_Day
2025/02/13	Buy_9day	Sell 9 vs 21	Sell 33_Day
2025/02/14	Sell_9day	Sell 9 vs 21	Sell 33_Day
2025/02/17	Sell_9day	Sell 9 vs 21	Sell 33_Day
2025/02/18	Buy_9day	Sell 9 vs 21	Sell 33_Day

Strategy Universe	Euro_Europe_STOXX50_Pairs	Ascendant guidance	Trade	Strategy_Open Date	2025/01/10	Caterpillar Guidance	Trade
						(+) : Mom Days	84
						(-) : Mom Days	0
						Guided : Factor	66 day
						324_Buy Guidance	0.0%
						324_Sell Guidance	96.3%
						Mom_75 (days)	14.6%
						9 vs 21 day	-1.38%
						Price vs 9 day	0.67%

B	Airbus Se
u	Industrials
y	Industrial C

HO.PAR

Plan your entry levels. Focus on the process not the outcome. Expect further short-term deviation from the trade signal. "Patience"

Thales S.A.

Industrials

Industrial Goods & Services

France

Market Cap : (B)

109 041

France

Market Cap : (B)

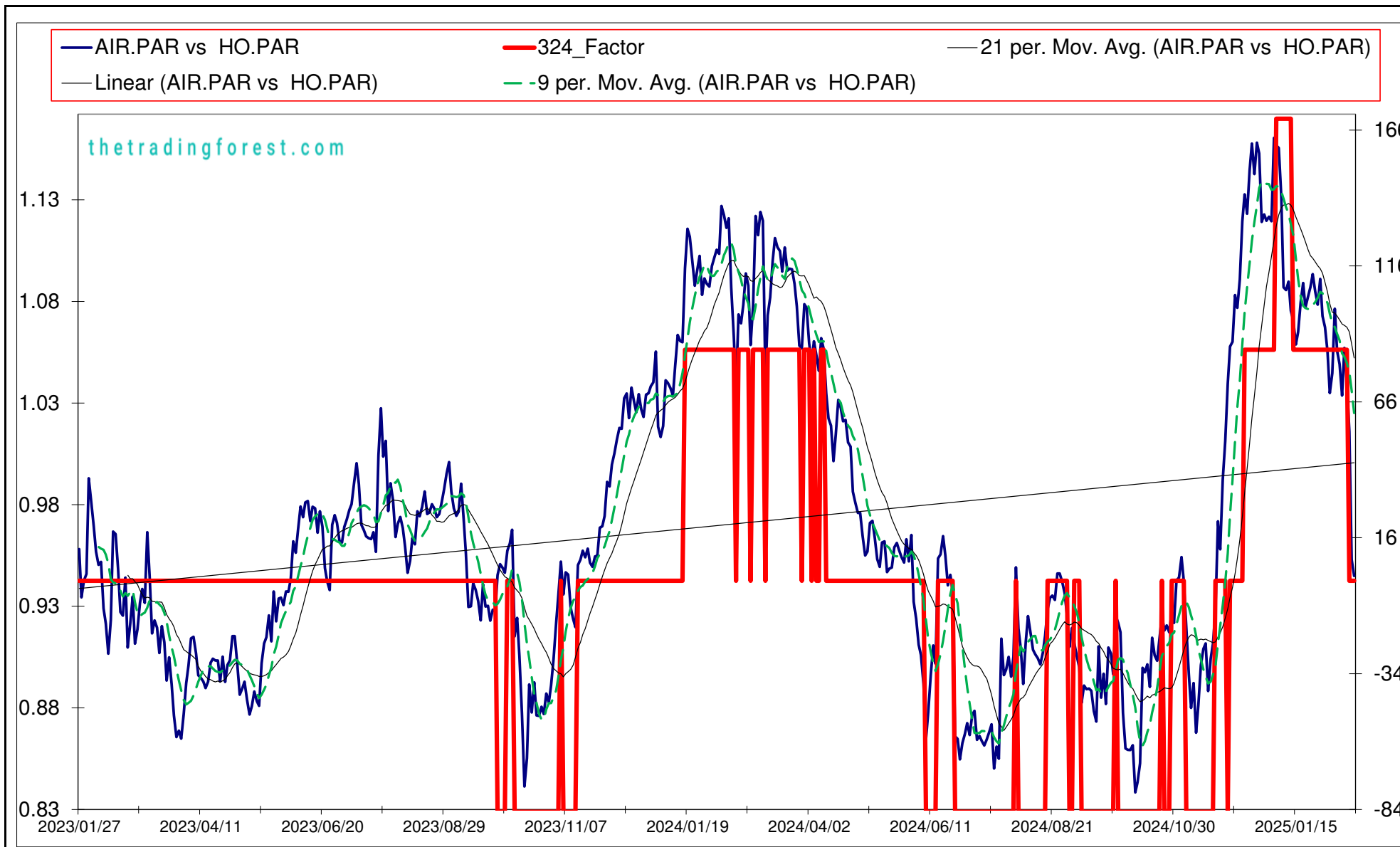
30 427

-1.747

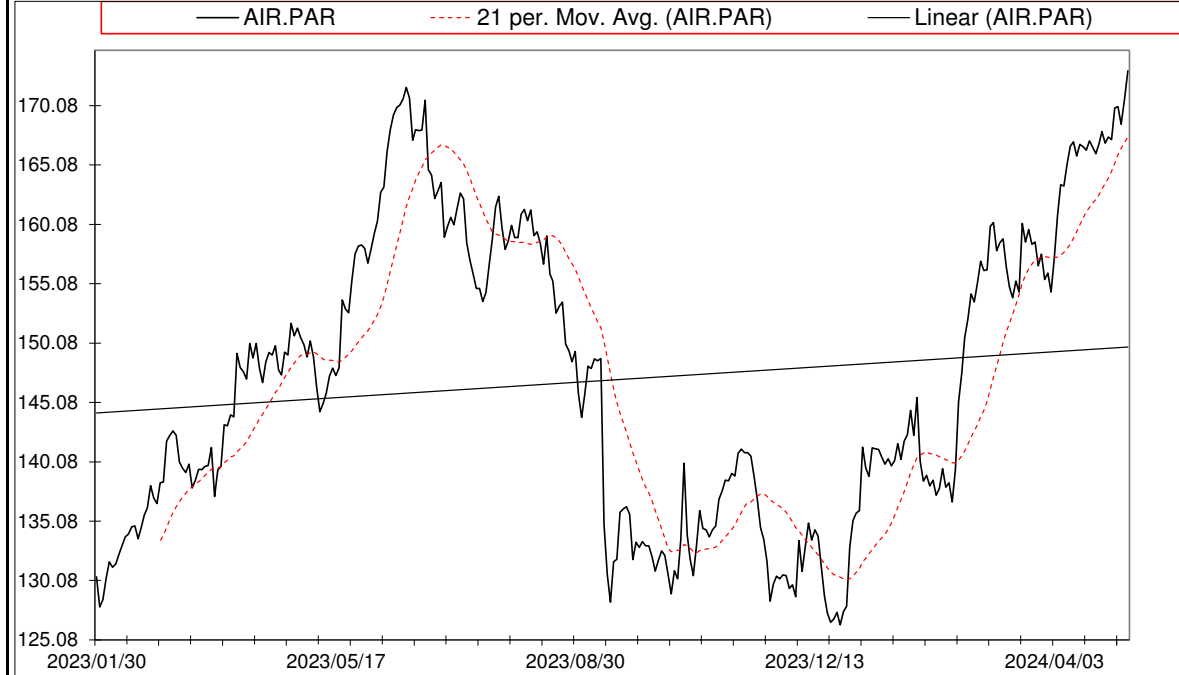
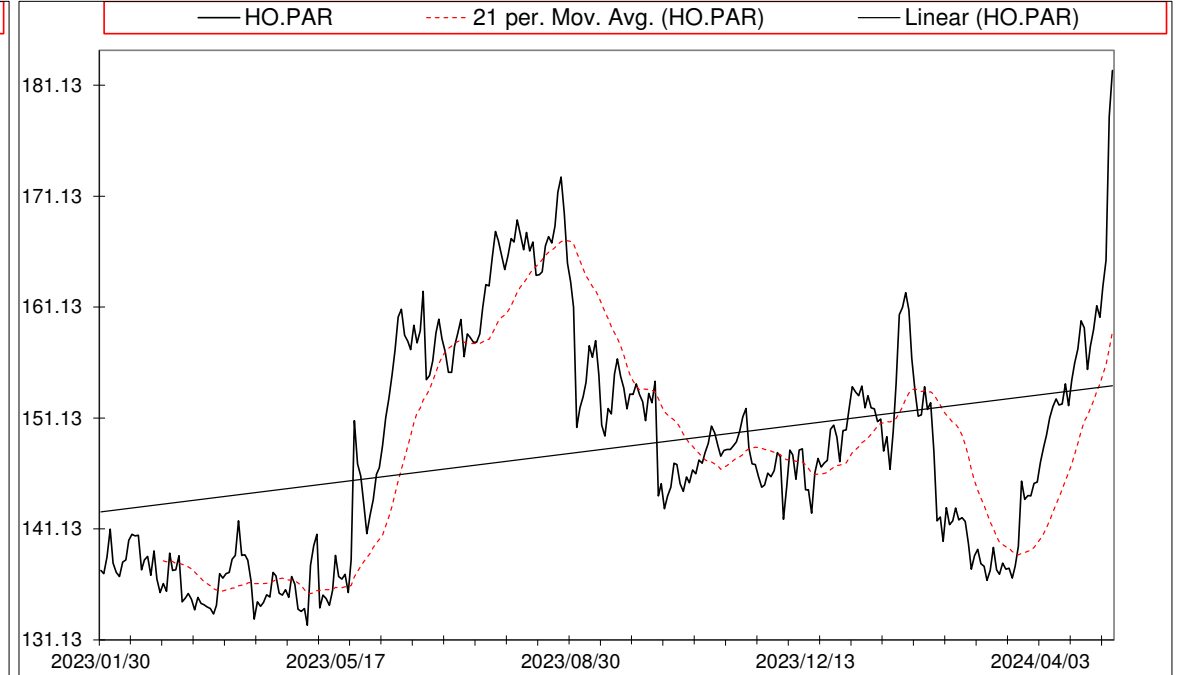
-9,209

5.273

Date	Price or Relative Price	Short_Term_ Radar	Medium_ Term_Radar	Caterpillar_ %	Wise_ Owl(Rnk)	324_Factor	Factor_324	Defcon _Index	Defcon _Index_Trade	Margin of Safety	75_Day_Mom	Trade_Rating (Guidance)	Trendsum
2024/12/18	1.156	No Trade	No Trade	97.17%	60	Research	85	100	Research Defon Sell	18.17%	28.00%	A	42
2024/12/19	1.122	No Trade	No Trade	78.76%	50	Research	85	97	Research Defon Sell	14.72%	26.72%	B	40
2024/12/20	1.126	Sell_Panda_ST	No Trade	80.82%	50	Research	85	97	Research Defon Sell	15.11%	25.92%	B	38
2024/12/23	1.123	Sell_Panda_ST	No Trade	79.26%	50	Research	85	97	Research Defon Sell	14.82%	25.82%	B	34
2024/12/27	1.125	Sell_Panda_ST	No Trade	80.57%	50	Research	85	97	Research Defon Sell	15.06%	26.00%	B	29
2024/12/30	1.123	Sell_Panda_ST	No Trade	79.53%	50	Research	85	97	Research Defon Sell	14.87%	25.92%	B	24
2025/01/02	1.164	No Trade	No Trade	100.00%	50	Research	85	100	Research Defon Sell	19.10%	31.99%	A	23
2025/01/03	1.160	No Trade	No Trade	98.04%	90	Research	170	100	Research Defon Sell	18.73%	32.35%	AAA	22
2025/01/06	1.159	No Trade	No Trade	97.59%	90	Research	170	100	Research Defon Sell	18.64%	26.86%	AAA	21
2025/01/07	1.135	No Trade	No Trade	84.87%	90	Research	170	98	Research Defon Sell	16.21%	27.78%	AAA	21
2025/01/08	1.090	Sell_Panda_ST	Sell_Panda_ST	60.90%	50	Research	170	0	Absolutely no Trade	11.63%	21.13%	B	17
2025/01/09	1.089	Sell_Panda_ST	Sell_Panda_ST	60.20%	50	Research	170	0	Absolutely no Trade	11.50%	23.00%	B	13
2025/01/10	1.093	No Trade	No Trade	62.48%	50	Research	170	0	Absolutely no Trade	11.93%	19.71%	B	9
2025/01/13	1.079	No Trade	No Trade	54.95%	50	Research	170	0	Absolutely no Trade	10.49%	18.53%	B	4
2025/01/14	1.074	No Trade	No Trade	52.41%	0	Research	85	0	Absolutely no Trade	10.01%	19.33%	C	-1
2025/01/15	1.062	No Trade	No Trade	46.16%	0	Research	85	0	Absolutely no Trade	8.82%	14.36%	C	-6
2025/01/16	1.068	No Trade	No Trade	49.52%	0	Research	85	0	Absolutely no Trade	9.46%	15.48%	C	-10
2025/01/17	1.083	No Trade	No Trade	57.29%	0	Research	85	0	Absolutely no Trade	10.94%	17.62%	C	-13
2025/01/20	1.092	No Trade	No Trade	62.64%	0	Research	85	0	Absolutely no Trade	11.96%	24.01%	C	-14
2025/01/21	1.080	No Trade	No Trade	56.25%	0	Research	85	0	Absolutely no Trade	10.74%	25.14%	C	-14
2025/01/22	1.085	No Trade	No Trade	58.98%	0	Research	85	0	Absolutely no Trade	11.27%	25.81%	C	-13
2025/01/23	1.090	No Trade	No Trade	61.70%	0	Research	85	0	Absolutely no Trade	11.78%	26.41%	C	-13
2025/01/24	1.097	No Trade	No Trade	65.21%	0	Research	85	0	Absolutely no Trade	12.45%	26.81%	C	-11
2025/01/27	1.088	No Trade	No Trade	60.74%	0	Research	85	0	Absolutely no Trade	11.60%	29.28%	C	-9
2025/01/28	1.082	No Trade	No Trade	57.32%	0	Research	85	0	Absolutely no Trade	10.95%	27.74%	C	-9
2025/01/29	1.094	No Trade	No Trade	64.17%	0	Research	85	0	Absolutely no Trade	12.26%	27.84%	C	-7
2025/01/30	1.076	No Trade	No Trade	54.43%	0	Research	85	0	Absolutely no Trade	10.40%	19.18%	C	-9
2025/01/31	1.071	No Trade	No Trade	51.50%	0	Research	85	0	Absolutely no Trade	9.84%	18.85%	C	-12
2025/02/03	1.059	No Trade	No Trade	45.23%	0	Research	85	0	Absolutely no Trade	8.64%	17.01%	C	-14
2025/02/04	1.038	No Trade	No Trade	34.33%	0	Research	85	0	Absolutely no Trade	6.56%	16.19%	C	-15
2025/02/05	1.048	No Trade	No Trade	39.62%	0	Research	85	0	Absolutely no Trade	7.57%	14.19%	C	-15
2025/02/06	1.080	No Trade	No Trade	56.71%	0	Research	85	0	Absolutely no Trade	10.83%	18.76%	C	-18
2025/02/07	1.059	No Trade	No Trade	45.69%	0	Research	85	0	Absolutely no Trade	8.73%	16.83%	C	-20
2025/02/10	1.052	No Trade	No Trade	42.22%	0	Research	85	0	Absolutely no Trade	8.06%	14.75%	C	-21
2025/02/11	1.037	No Trade	No Trade	33.99%	0	Research	85	0	Absolutely no Trade	6.49%	11.69%	C	-21
2025/02/12	1.060	No Trade	No Trade	46.62%	0	Research	85	0	Absolutely no Trade	8.91%	15.08%	C	-22
2025/02/13	1.043	No Trade	No Trade	37.38%	0	Research	85	0	Absolutely no Trade	7.14%	12.91%	C	-23
2025/02/14	1.019	No Trade	No Trade	24.54%	0	Absolutely No	0	0	Absolutely no Trade	4.69%	10.71%	C	-25
2025/02/17	0.956	No Trade	No Trade	12.08%	0	Absolutely No	0	0	Absolutely no Trade	-1.75%	2.75%	C	-27
2025/02/18	0.948	No Trade	No Trade	17.72%	0	Absolutely No	0	0	Absolutely no Trade	-2.57%	2.49%	C	-29



Date	9 day	9 vs 21 day	33 day
2024/12/30	Sell_9day	Buy 9 vs 21	Buy 33_Day
2025/01/02	Buy_9day	Buy 9 vs 21	Buy 33_Day
2025/01/03	Buy_9day	Buy 9 vs 21	Buy 33_Day
2025/01/06	Buy_9day	Buy 9 vs 21	Buy 33_Day
2025/01/07	Sell_9day	Buy 9 vs 21	Buy 33_Day
2025/01/08	Sell_9day	Buy 9 vs 21	Buy 33_Day
2025/01/09	Sell_9day	Sell 9 vs 21	Buy 33_Day
2025/01/10	Sell_9day	Sell 9 vs 21	Buy 33_Day
2025/01/13	Sell_9day	Sell 9 vs 21	Sell 33_Day
2025/01/14	Sell_9day	Sell 9 vs 21	Sell 33_Day
2025/01/15	Sell_9day	Sell 9 vs 21	Sell 33_Day
2025/01/16	Sell_9day	Sell 9 vs 21	Sell 33_Day
2025/01/17	Sell_9day	Sell 9 vs 21	Sell 33_Day
2025/01/20	Buy_9day	Sell 9 vs 21	Sell 33_Day
2025/01/21	Buy_9day	Sell 9 vs 21	Sell 33_Day
2025/01/22	Buy_9day	Sell 9 vs 21	Sell 33_Day
2025/01/23	Buy_9day	Sell 9 vs 21	Sell 33_Day
2025/01/24	Buy_9day	Sell 9 vs 21	Sell 33_Day
2025/01/27	Buy_9day	Sell 9 vs 21	Sell 33_Day
2025/01/28	Sell_9day	Sell 9 vs 21	Sell 33_Day
2025/01/29	Buy_9day	Sell 9 vs 21	Sell 33_Day
2025/01/30	Sell_9day	Sell 9 vs 21	Sell 33_Day
2025/01/31	Sell_9day	Sell 9 vs 21	Sell 33_Day
2025/02/03	Sell_9day	Sell 9 vs 21	Sell 33_Day
2025/02/04	Sell_9day	Sell 9 vs 21	Sell 33_Day
2025/02/05	Sell_9day	Sell 9 vs 21	Sell 33_Day
2025/02/06	Buy_9day	Sell 9 vs 21	Sell 33_Day
2025/02/07	Sell_9day	Sell 9 vs 21	Sell 33_Day
2025/02/10	Sell_9day	Sell 9 vs 21	Sell 33_Day
2025/02/11	Sell_9day	Sell 9 vs 21	Sell 33_Day
2025/02/12	Buy_9day	Sell 9 vs 21	Sell 33_Day
2025/02/13	Sell_9day	Sell 9 vs 21	Sell 33_Day
2025/02/14	Sell_9day	Sell 9 vs 21	Sell 33_Day
2025/02/17	Sell_9day	Sell 9 vs 21	Sell 33_Day
2025/02/18	Sell_9day	Sell 9 vs 21	Sell 33_Day

Strategy Universe		Euro_Industrials_Pairs	Ascendant guidance		Trade	Strategy_Open Date	2025/01/10	Caterpillar Guidance	Trade	
<div><div><div><div>AIR.PAR</div><div>21 per. Mov. Avg. (AIR.PAR)</div><div>Linear (AIR.PAR)</div></div></div><div><div><div>HO.PAR</div><div>21 per. Mov. Avg. (HO.PAR)</div><div>Linear (HO.PAR)</div></div></div></div>		<div>(+) : Mom Days0</div> <div>(-) : Mom Days0</div> <div>Guided : Factor9 vs 21 day</div> <div>324_Buy Guidance87.3%</div> <div>324_Sell Guidance0.0%</div> <div>Mom_75 (days)2.5%</div> <div>9 vs 21 day-2.56%</div> <div>Price vs 9 day-7.80%</div>								

S
e
|
|

ELE.MAD

Endesa S.A.

Utilities

Gas, Water & Multiutilities

Italy

Follow the " 3day to 5day waiting period " before entering the trade : understand the Graph, Trend and Variables

EXH9.ETR

iShares :Utilities : - (EUR Listing)

Europe ETF : Sector

ETF_Europe_

Europe

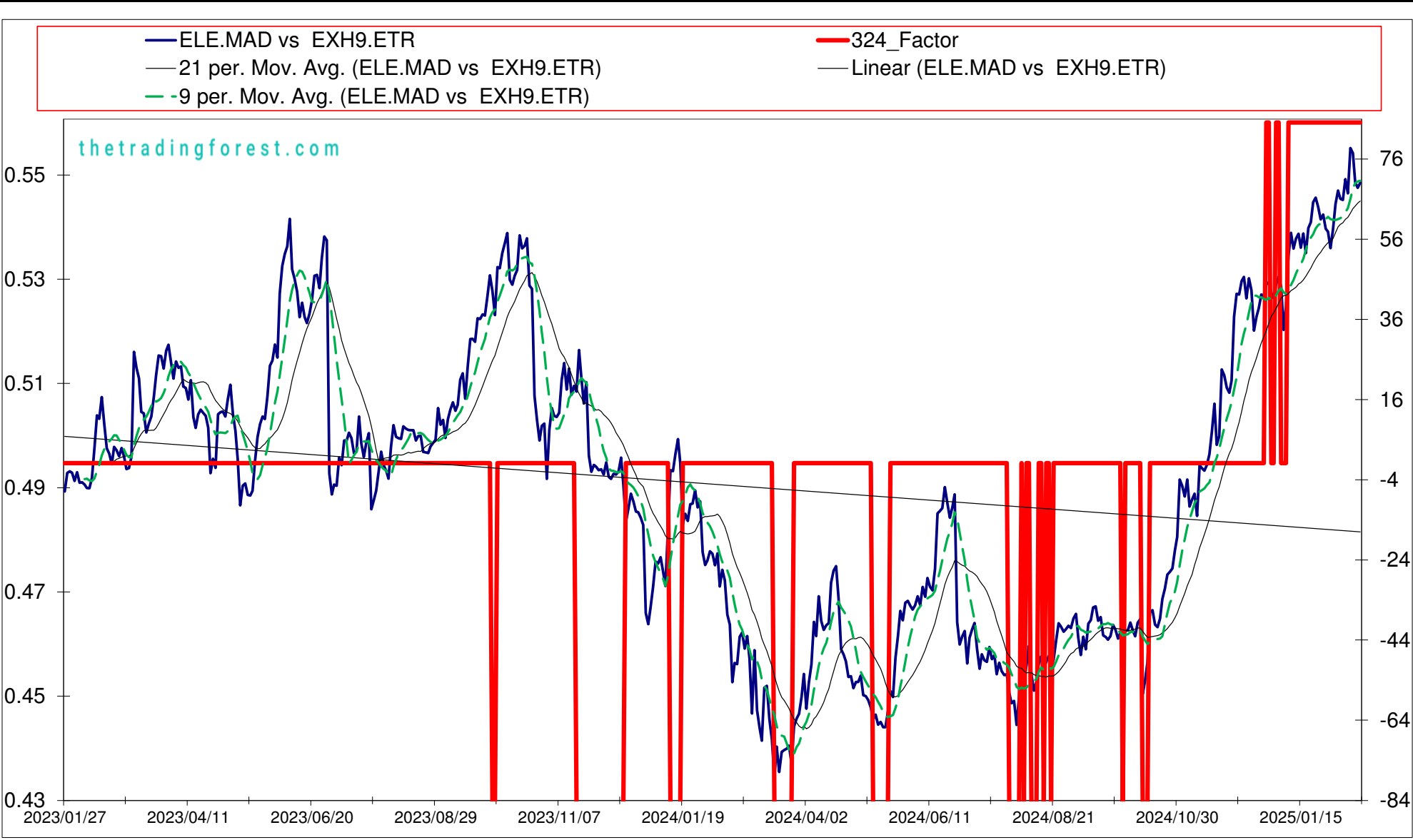
Market Cap : (B)

21 457

Market Cap : (B)

#VALUE!

Date	Price or Relative Price	Short_Term_ Radar	Medium_ Term_Radar	Caterpillar_ %	Wise_ Owl(Rnk)	324_Factor	Factor_324	Defcon _Index	Defcon _Index_Trade	Margin of Safety	75_Day_Mom	Trade_Rating (Guidance)	Trendsum
2024/12/18	0.528	No Trade	No Trade	31.62%	0	Absolutely No	0	98	Research Defon Sell	5.88%	14.99%	C	13
2024/12/19	0.531	No Trade	No Trade	33.86%	50	Research	85	99	Research Defon Sell	6.29%	14.60%	C	12
2024/12/20	0.531	No Trade	No Trade	34.26%	50	Research	85	99	Research Defon Sell	6.37%	15.30%	B	13
2024/12/23	0.529	No Trade	No Trade	31.73%	0	Absolutely No	0	98	Research Defon Sell	5.90%	13.64%	C	15
2024/12/27	0.528	No Trade	No Trade	30.16%	0	Absolutely No	0	98	Research Defon Sell	5.60%	13.25%	C	15
2024/12/30	0.531	No Trade	No Trade	32.65%	50	Research	85	99	Research Defon Sell	6.07%	13.24%	C	15
2025/01/02	0.532	No Trade	No Trade	33.91%	50	Research	85	99	Research Defon Sell	6.30%	13.50%	C	16
2025/01/03	0.530	No Trade	No Trade	31.65%	0	Absolutely No	0	99	Research Defon Sell	5.88%	13.74%	C	16
2025/01/06	0.522	Sell_Panda_ST	Sell_Panda_ST	22.46%	0	Absolutely No	0	97	Research Defon Sell	4.17%	11.80%	C	13
2025/01/07	0.526	No Trade	No Trade	27.14%	0	Absolutely No	0	98	Research Defon Sell	5.04%	13.61%	C	9
2025/01/08	0.536	No Trade	No Trade	37.49%	50	Research	85	99	Research Defon Sell	6.97%	15.79%	A	6
2025/01/09	0.541	No Trade	No Trade	42.14%	50	Research	85	100	Research Defon Sell	7.83%	16.88%	A	6
2025/01/10	0.538	No Trade	No Trade	38.77%	50	Research	85	99	Research Defon Sell	7.21%	16.05%	A	7
2025/01/13	0.539	No Trade	No Trade	40.50%	50	Research	85	100	Research Defon Sell	7.53%	15.93%	A	10
2025/01/14	0.540	No Trade	No Trade	41.36%	50	Research	85	100	Research Defon Sell	7.69%	16.37%	A	13
2025/01/15	0.538	No Trade	No Trade	38.37%	50	Research	85	99	Research Defon Sell	7.13%	16.20%	A	13
2025/01/16	0.540	No Trade	No Trade	41.19%	50	Research	85	100	Research Defon Sell	7.65%	16.53%	A	12
2025/01/17	0.537	No Trade	No Trade	37.03%	50	Research	85	99	Research Defon Sell	6.88%	16.28%	A	12
2025/01/20	0.541	No Trade	No Trade	42.49%	50	Research	85	100	Research Defon Sell	7.78%	16.63%	A	13
2025/01/21	0.543	No Trade	No Trade	43.63%	50	Research	85	100	Research Defon Sell	7.99%	16.88%	A	11
2025/01/22	0.546	No Trade	No Trade	47.64%	50	Research	85	100	Research Defon Sell	8.72%	17.32%	A	9
2025/01/23	0.547	No Trade	No Trade	48.47%	50	Research	85	100	Research Defon Sell	8.87%	17.89%	A	9
2025/01/24	0.545	No Trade	No Trade	46.38%	50	Research	85	100	Research Defon Sell	8.49%	17.78%	A	13
2025/01/27	0.543	No Trade	No Trade	43.98%	50	Research	85	99	Research Defon Sell	7.96%	16.62%	A	16
2025/01/28	0.544	No Trade	No Trade	44.86%	50	Research	85	99	Research Defon Sell	8.12%	16.65%	A	18
2025/01/29	0.541	Sell_Panda_ST	No Trade	41.80%	50	Research	85	99	Research Defon Sell	7.56%	19.76%	B	17
2025/01/30	0.541	Sell_Panda_ST	No Trade	46.18%	50	Research	85	99	Research Defon Sell	7.43%	18.91%	B	14
2025/01/31	0.538	No Trade	No Trade	42.70%	50	Research	85	98	Research Defon Sell	6.78%	17.33%	B	11
2025/02/03	0.541	No Trade	No Trade	58.59%	50	Research	85	99	Research Defon Sell	7.44%	15.70%	B	6
2025/02/04	0.546	No Trade	No Trade	66.03%	50	Research	85	100	Research Defon Sell	8.38%	16.66%	A	1
2025/02/05	0.549	No Trade	No Trade	69.85%	50	Research	85	100	Research Defon Sell	8.87%	17.91%	A	0
2025/02/06	0.547	No Trade	No Trade	67.21%	50	Research	85	100	Research Defon Sell	8.53%	17.68%	A	-1
2025/02/07	0.547	No Trade	No Trade	66.68%	50	Research	85	100	Research Defon Sell	8.47%	17.21%	A	1
2025/02/10	0.551	No Trade	No Trade	72.43%	50	Research	85	100	Research Defon Sell	9.20%	17.14%	A	4
2025/02/11	0.548	No Trade	No Trade	68.01%	50	Research	85	100	Research Defon Sell	8.63%	16.07%	A	7
2025/02/12	0.557	No Trade	No Trade	81.40%	50	Research	85	100	Research Defon Sell	10.33%	17.23%	A	11
2025/02/13	0.556	No Trade	No Trade	79.69%	50	Research	85	100	Research Defon Sell	10.12%	16.90%	A	15
2025/02/14	0.550	No Trade	No Trade	70.85%	50	Research	85	99	Research Defon Sell	8.99%	15.57%	B	17
2025/02/17	0.549	No Trade	No Trade	68.62%	50	Research	85	99	Research Defon Sell	8.71%	14.50%	C	17
2025/02/18	0.550	Sell_Panda_ST	No Trade	69.97%	50	Research	85	99	Research Defon Sell	8.88%	14.09%	C	13



Date	9 day	9 vs 21 day	33 day
2024/12/30	Buy_9day	Buy 9 vs 21	Buy 33_Day
2025/01/02	Buy_9day	Buy 9 vs 21	Buy 33_Day
2025/01/03	Buy_9day	Buy 9 vs 21	Buy 33_Day
2025/01/06	Sell_9day	Buy 9 vs 21	Buy 33_Day
2025/01/07	Sell_9day	Buy 9 vs 21	Buy 33_Day
2025/01/08	Buy_9day	Buy 9 vs 21	Buy 33_Day
2025/01/09	Buy_9day	Buy 9 vs 21	Buy 33_Day
2025/01/10	Buy_9day	Buy 9 vs 21	Buy 33_Day
2025/01/13	Buy_9day	Buy 9 vs 21	Buy 33_Day
2025/01/14	Buy_9day	Buy 9 vs 21	Buy 33_Day
2025/01/15	Buy_9day	Buy 9 vs 21	Buy 33_Day
2025/01/16	Buy_9day	Buy 9 vs 21	Buy 33_Day
2025/01/17	Sell_9day	Buy 9 vs 21	Buy 33_Day
2025/01/20	Buy_9day	Buy 9 vs 21	Buy 33_Day
2025/01/21	Buy_9day	Buy 9 vs 21	Buy 33_Day
2025/01/22	Buy_9day	Buy 9 vs 21	Buy 33_Day
2025/01/23	Buy_9day	Buy 9 vs 21	Buy 33_Day
2025/01/24	Buy_9day	Buy 9 vs 21	Buy 33_Day
2025/01/27	Buy_9day	Buy 9 vs 21	Buy 33_Day
2025/01/28	Buy_9day	Buy 9 vs 21	Buy 33_Day
2025/01/29	Sell_9day	Buy 9 vs 21	Buy 33_Day
2025/01/30	Sell_9day	Buy 9 vs 21	Buy 33_Day
2025/01/31	Sell_9day	Buy 9 vs 21	Buy 33_Day
2025/02/03	Sell_9day	Buy 9 vs 21	Buy 33_Day
2025/02/04	Buy_9day	Buy 9 vs 21	Buy 33_Day
2025/02/05	Buy_9day	Buy 9 vs 21	Buy 33_Day
2025/02/06	Buy_9day	Buy 9 vs 21	Buy 33_Day
2025/02/07	Buy_9day	Buy 9 vs 21	Buy 33_Day
2025/02/10	Buy_9day	Buy 9 vs 21	Buy 33_Day
2025/02/11	Buy_9day	Buy 9 vs 21	Buy 33_Day
2025/02/12	Buy_9day	Buy 9 vs 21	Buy 33_Day
2025/02/13	Buy_9day	Buy 9 vs 21	Buy 33_Day
2025/02/14	Buy_9day	Buy 9 vs 21	Buy 33_Day
2025/02/17	Sell_9day	Buy 9 vs 21	Buy 33_Day
2025/02/18	Sell_9day	Buy 9 vs 21	Buy 33_Day

Strategy Universe	Rel vs Europe Utilities	Ascendant guidance	Trade	Strategy_Open Date	2025/01/10	Caterpillar Guidance	Trade
						(+) : Mom Days	86
						(-) : Mom Days	0
						Guided : Factor	66 day
						324_Buy Guidance	0.0%
						324_Sell Guidance	98.8%
						Mom_75 (days)	14.1%
						9 vs 21 day	0.72%
						Price vs 9 day	-0.08%

S
e
|
|

HSBA.LSE

Hsbc Holdings Plc

Financials

Banks

United Kingdom

Market Cap : (B)

128 585

CSX5.LSE

Euro Area Stock Market Index - Europe Listing

Europe ETF : Index

ETF_Europe_

Europe

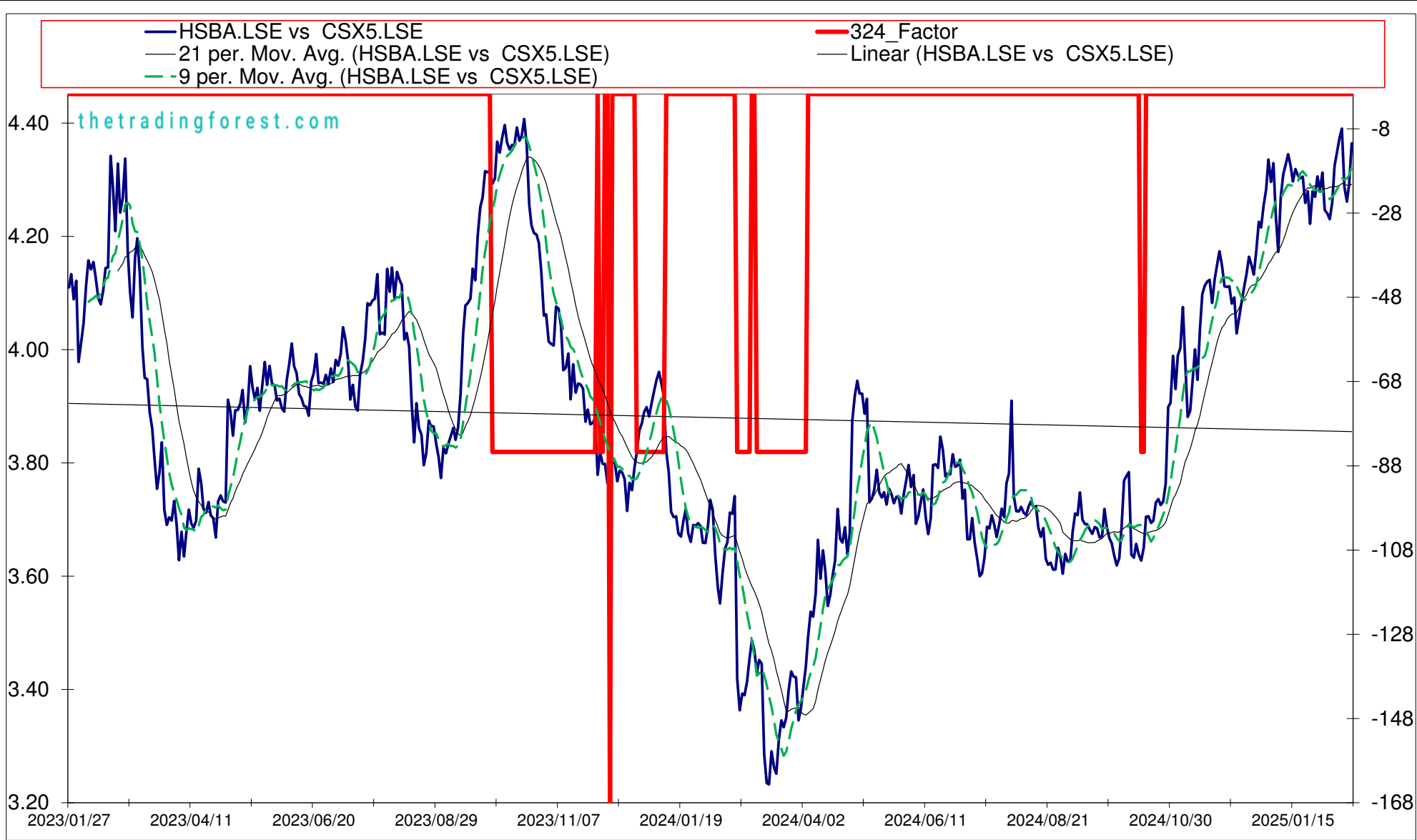
Market Cap : (B)

4 303

Follow the " 3day to 5day waiting period " before entering the trade : understand the Graph, Trend and Variables

Plan your enrty levels. Focus on the process not the outcome. Expect further short-term deviation from the trade signal. "Patience"

-2.385												26.198			-10.984	
Date	Price or Relative Price	Short_Term_ Radar	Medium_ Term_Radar	Caterpillar_ %	Wise_ Owl(Rnk)	324_Factor	Factor_324	Defcon _Index	Defcon _Index_Trade	Margin of Safety	75_Day_Mom	Trade_Rating (Guidance)	Trendsum			
2024/12/18	4.178	No Trade	No Trade	18.33%	0	Absolutely No	0	97	Research Defon Sell	4.55%	12.49%	C	8			
2024/12/19	4.230	No Trade	No Trade	23.40%	0	Absolutely No	0	98	Research Defon Sell	5.81%	13.96%	C	12			
2024/12/20	4.220	No Trade	No Trade	22.25%	0	Absolutely No	0	98	Research Defon Sell	5.53%	12.47%	C	15			
2024/12/23	4.258	No Trade	No Trade	25.80%	0	Absolutely No	0	98	Research Defon Sell	6.41%	14.98%	C	17			
2024/12/27	4.287	No Trade	No Trade	28.22%	0	Absolutely No	0	98	Research Defon Sell	7.01%	15.99%	C	18			
2024/12/30	4.339	No Trade	No Trade	33.14%	0	Absolutely No	0	99	Research Defon Sell	8.23%	17.43%	C	20			
2025/01/02	4.300	No Trade	No Trade	28.85%	0	Absolutely No	0	98	Research Defon Sell	7.17%	16.66%	C	22			
2025/01/03	4.333	No Trade	No Trade	32.04%	0	Absolutely No	0	99	Research Defon Sell	7.96%	17.80%	C	23			
2025/01/06	4.242	No Trade	No Trade	22.55%	0	Absolutely No	0	97	Research Defon Sell	5.60%	14.94%	C	24			
2025/01/07	4.177	Sell_Panda_ST	Sell_Panda_ST	15.89%	0	Absolutely No	0	95	Research Defon Sell	3.95%	13.24%	C	21			
2025/01/08	4.274	No Trade	No Trade	25.54%	0	Absolutely No	0	98	Research Defon Sell	6.35%	16.39%	C	18			
2025/01/09	4.314	No Trade	No Trade	29.41%	0	Absolutely No	0	99	Research Defon Sell	7.31%	17.39%	C	14			
2025/01/10	4.330	No Trade	No Trade	30.91%	0	Absolutely No	0	99	Research Defon Sell	7.68%	16.32%	C	10			
2025/01/13	4.349	No Trade	No Trade	32.44%	0	Absolutely No	0	99	Research Defon Sell	8.06%	17.85%	C	8			
2025/01/14	4.328	No Trade	No Trade	30.29%	0	Absolutely No	0	99	Research Defon Sell	7.53%	17.92%	C	9			
2025/01/15	4.301	No Trade	No Trade	27.41%	0	Absolutely No	0	98	Research Defon Sell	6.81%	17.44%	C	9			
2025/01/16	4.323	No Trade	No Trade	29.48%	0	Absolutely No	0	99	Research Defon Sell	7.33%	18.75%	C	10			
2025/01/17	4.311	No Trade	No Trade	28.40%	0	Absolutely No	0	98	Research Defon Sell	7.01%	19.00%	C	10			
2025/01/20	4.307	No Trade	No Trade	27.58%	0	Absolutely No	0	98	Research Defon Sell	6.81%	18.45%	C	11			
2025/01/21	4.309	No Trade	No Trade	27.75%	0	Absolutely No	0	98	Research Defon Sell	6.85%	16.78%	C	10			
2025/01/22	4.263	No Trade	No Trade	22.95%	0	Absolutely No	0	97	Research Defon Sell	5.67%	12.99%	C	8			
2025/01/23	4.283	No Trade	No Trade	24.91%	0	Absolutely No	0	98	Research Defon Sell	6.15%	13.28%	C	3			
2025/01/24	4.226	No Trade	No Trade	19.05%	0	Absolutely No	0	96	Research Defon Sell	4.71%	11.57%	C	-3			
2025/01/27	4.284	No Trade	No Trade	24.48%	0	Absolutely No	0	98	Research Defon Sell	6.05%	17.62%	C	-9			
2025/01/28	4.274	No Trade	No Trade	23.36%	0	Absolutely No	0	98	Research Defon Sell	5.77%	17.52%	C	-10			
2025/01/29	4.310	No Trade	No Trade	28.42%	0	Absolutely No	0	98	Research Defon Sell	6.63%	17.72%	C	-10			
2025/01/30	4.285	No Trade	No Trade	29.56%	0	Absolutely No	0	98	Research Defon Sell	6.01%	17.66%	C	-8			
2025/01/31	4.317	No Trade	No Trade	35.17%	0	Absolutely No	0	98	Research Defon Sell	6.75%	18.87%	C	-5			
2025/02/03	4.250	No Trade	No Trade	26.75%	0	Absolutely No	0	97	Research Defon Sell	5.02%	16.31%	C	-4			
2025/02/04	4.244	No Trade	No Trade	25.99%	0	Absolutely No	0	97	Research Defon Sell	4.85%	14.45%	C	-4			
2025/02/05	4.234	No Trade	No Trade	25.09%	0	Absolutely No	0	97	Research Defon Sell	4.57%	14.13%	C	-4			
2025/02/06	4.264	No Trade	No Trade	31.63%	0	Absolutely No	0	97	Research Defon Sell	5.28%	15.31%	C	-8			
2025/02/07	4.328	No Trade	No Trade	46.64%	0	Absolutely No	0	99	Research Defon Sell	6.84%	16.93%	C	-8			
2025/02/10	4.353	No Trade	No Trade	50.19%	0	Absolutely No	0	99	Research Defon Sell	7.36%	16.58%	C	-8			
2025/02/11	4.378	No Trade	No Trade	54.20%	0	Absolutely No	0	100	Research Defon Sell	7.95%	17.06%	C	-6			
2025/02/12	4.394	No Trade	No Trade	56.73%	0	Absolutely No	0	100	Research Defon Sell	8.32%	17.82%	C	-2			
2025/02/13	4.292	No Trade	No Trade	39.28%	0	Absolutely No	0	97	Research Defon Sell	5.76%	14.89%	C	1			
2025/02/14	4.265	No Trade	No Trade	34.69%	0	Absolutely No	0	97	Research Defon Sell	5.09%	13.21%	C	4			
2025/02/17	4.297	No Trade	No Trade	39.78%	0	Absolutely No	0	98	Research Defon Sell	5.79%	10.09%	C	7			
2025/02/18	4.368	No Trade	No Trade	55.18%	0	Absolutely No	0	99	Research Defon Sell	7.51%	11.72%	C	7			



Date	9 day	9 vs 21 day	33 day
2024/12/30	Buy_9day	Buy 9 vs 21	Buy 33_Day
2025/01/02	Buy_9day	Buy 9 vs 21	Buy 33_Day
2025/01/03	Buy_9day	Buy 9 vs 21	Buy 33_Day
2025/01/06	Sell_9day	Buy 9 vs 21	Buy 33_Day
2025/01/07	Sell_9day	Buy 9 vs 21	Buy 33_Day
2025/01/08	Buy_9day	Buy 9 vs 21	Buy 33_Day
2025/01/09	Buy_9day	Buy 9 vs 21	Buy 33_Day
2025/01/10	Buy_9day	Buy 9 vs 21	Buy 33_Day
2025/01/13	Buy_9day	Buy 9 vs 21	Buy 33_Day
2025/01/14	Buy_9day	Buy 9 vs 21	Buy 33_Day
2025/01/15	Buy_9day	Buy 9 vs 21	Buy 33_Day
2025/01/16	Buy_9day	Buy 9 vs 21	Buy 33_Day
2025/01/17	Buy_9day	Buy 9 vs 21	Buy 33_Day
2025/01/20	Sell_9day	Buy 9 vs 21	Buy 33_Day
2025/01/21	Sell_9day	Buy 9 vs 21	Buy 33_Day
2025/01/22	Sell_9day	Buy 9 vs 21	Buy 33_Day
2025/01/23	Sell_9day	Buy 9 vs 21	Buy 33_Day
2025/01/24	Sell_9day	Buy 9 vs 21	Sell 33_Day
2025/01/27	Sell_9day	Sell 9 vs 21	Buy 33_Day
2025/01/28	Sell_9day	Sell 9 vs 21	Buy 33_Day
2025/01/29	Buy_9day	Sell 9 vs 21	Buy 33_Day
2025/01/30	Buy_9day	Sell 9 vs 21	Buy 33_Day
2025/01/31	Buy_9day	Sell 9 vs 21	Buy 33_Day
2025/02/03	Sell_9day	Sell 9 vs 21	Sell 33_Day
2025/02/04	Sell_9day	Sell 9 vs 21	Sell 33_Day
2025/02/05	Sell_9day	Sell 9 vs 21	Sell 33_Day
2025/02/06	Sell_9day	Sell 9 vs 21	Sell 33_Day
2025/02/07	Buy_9day	Sell 9 vs 21	Buy 33_Day
2025/02/10	Buy_9day	Sell 9 vs 21	Buy 33_Day
2025/02/11	Buy_9day	Buy 9 vs 21	Buy 33_Day
2025/02/12	Buy_9day	Buy 9 vs 21	Buy 33_Day
2025/02/13	Sell_9day	Buy 9 vs 21	Sell 33_Day
2025/02/14	Sell_9day	Buy 9 vs 21	Sell 33_Day
2025/02/17	Sell_9day	Buy 9 vs 21	Buy 33_Day
2025/02/18	Buy_9day	Buy 9 vs 21	Buy 33_Day

Strategy Universe

Rel vs Europe SX50

Ascendant guidance

Trade

Strategy_Open Date

2025/01/10

Caterpillar Guidance

Trade

— HSBA.LSE

----- 21 per. Mov. Avg. (HSBA.LSE)

— Linear (HSBA.LSE)

— CSX5.LSE

----- 21 per. Mov. Avg. (CSX5.LSE)

— Linear (CSX5.LSE)

(+) : Mom Days

85

(-) : Mom Days

0

Guided : Factor

66 day

324_Buy Guidance

0.0%

324_Sell Guidance

99.0%

Mom_75 (days)

11.7%

9 vs 21 day

0.71%

Price vs 9 day

0.96%

S
e
l
l

PERSON.LSE

Pearson Plc

Consumer Discretionary

Communication

United Kingdom

Market Cap : (B)

8 151

CSX5.LSE

Euro Area Stock Market Index - Europe Listing

Europe ETF : Index

ETF_Europe_

Europe

Market Cap : (B)

4 303

Follow the " 3day to 5day waiting period " before entering the trade : understand the Graph, Trend and Variables

Plan your enrty levels. Focus on the process not the outcome. Expect further short-term deviation from the trade signal. "Patience"

-2.336												32.758		-14.021	
Date	Price or Relative Price	Short_Term_ Radar	Medium_ Term_Radar	Caterpillar_ %	Wise_ Owl(Rnk)	324_Factor	Factor_324	Defcon _Index	Defcon _Index_Trade	Margin of Safety	75_Day_Mom	Trade_Rating (Guidance)	Trendsum		
2024/12/18	6.957	No Trade	No Trade	46.18%	50	Research	85	99	Research Defon Sell	9.90%	15.25%	B	4		
2024/12/19	6.996	No Trade	No Trade	48.93%	50	Research	85	99	Research Defon Sell	10.48%	13.92%	C	6		
2024/12/20	7.038	No Trade	No Trade	51.83%	50	Research	85	100	Research Defon Sell	11.11%	17.17%	A	8		
2024/12/23	7.082	No Trade	No Trade	54.54%	50	Research	85	100	Research Defon Sell	11.69%	17.92%	A	11		
2024/12/27	7.116	No Trade	No Trade	56.31%	50	Research	85	100	Research Defon Sell	12.07%	19.72%	A	14		
2024/12/30	7.114	No Trade	No Trade	55.57%	50	Research	85	100	Research Defon Sell	11.91%	20.03%	A	19		
2025/01/02	7.130	No Trade	No Trade	56.22%	50	Research	85	100	Research Defon Sell	12.05%	19.92%	A	22		
2025/01/03	7.148	No Trade	No Trade	57.34%	50	Research	85	100	Research Defon Sell	12.29%	20.30%	A	24		
2025/01/06	6.964	No Trade	No Trade	43.34%	50	Research	85	97	Research Defon Sell	9.29%	20.08%	B	26		
2025/01/07	7.010	Sell_Panda_ST	No Trade	46.52%	50	Research	85	98	Research Defon Sell	9.97%	22.19%	B	25		
2025/01/08	7.017	Sell_Panda_ST	No Trade	46.84%	50	Research	85	98	Research Defon Sell	10.04%	23.57%	B	22		
2025/01/09	7.012	Sell_Panda_ST	No Trade	46.31%	50	Research	85	98	Research Defon Sell	9.92%	22.85%	B	18		
2025/01/10	7.004	Sell_Panda_ST	No Trade	45.49%	50	Research	85	98	Research Defon Sell	9.75%	22.98%	B	14		
2025/01/13	6.918	No Trade	No Trade	38.73%	50	Research	85	97	Research Defon Sell	8.30%	22.89%	B	9		
2025/01/14	6.987	No Trade	No Trade	43.54%	50	Research	85	98	Research Defon Sell	9.33%	23.45%	B	4		
2025/01/15	6.924	No Trade	No Trade	38.77%	50	Research	85	97	Research Defon Sell	8.31%	26.07%	B	0		
2025/01/16	6.758	No Trade	No Trade	26.49%	0	Absolutely No	0	0	Absolutely no Trade	5.68%	23.27%	C	-4		
2025/01/17	6.755	No Trade	No Trade	26.09%	0	Absolutely No	0	0	Absolutely no Trade	5.59%	23.11%	C	-7		
2025/01/20	6.630	No Trade	No Trade	16.46%	0	Absolutely No	0	0	Absolutely no Trade	3.53%	18.54%	C	-9		
2025/01/21	6.679	No Trade	No Trade	19.92%	0	Absolutely No	0	0	Absolutely no Trade	4.27%	19.84%	C	-11		
2025/01/22	6.669	No Trade	No Trade	18.96%	0	Absolutely No	0	0	Absolutely no Trade	4.06%	17.90%	C	-15		
2025/01/23	6.665	No Trade	No Trade	18.57%	0	Absolutely No	0	0	Absolutely no Trade	3.98%	19.56%	C	-18		
2025/01/24	6.600	No Trade	No Trade	13.64%	0	Absolutely No	0	0	Absolutely no Trade	2.92%	18.53%	C	-21		
2025/01/27	6.707	No Trade	No Trade	20.93%	0	Absolutely No	0	0	Absolutely no Trade	4.48%	20.49%	C	-23		
2025/01/28	6.741	No Trade	No Trade	23.19%	0	Absolutely No	0	0	Absolutely no Trade	4.97%	20.94%	C	-25		
2025/01/29	6.757	No Trade	No Trade	24.23%	0	Absolutely No	0	0	Absolutely no Trade	5.19%	21.52%	C	-24		
2025/01/30	6.873	No Trade	No Trade	32.45%	50	Research	85	96	Research Defon Sell	6.95%	23.63%	B	-22		
2025/01/31	6.852	No Trade	No Trade	30.78%	50	Research	85	96	Research Defon Sell	6.60%	23.81%	B	-18		
2025/02/03	6.937	No Trade	No Trade	36.42%	50	Research	85	97	Research Defon Sell	7.80%	23.64%	B	-14		
2025/02/04	6.874	No Trade	No Trade	31.71%	50	Research	85	96	Research Defon Sell	6.79%	20.78%	B	-10		
2025/02/05	6.926	No Trade	No Trade	35.28%	50	Research	85	97	Research Defon Sell	7.56%	21.02%	B	-8		
2025/02/06	6.645	No Trade	No Trade	14.74%	0	Absolutely No	0	0	Absolutely no Trade	3.16%	17.77%	C	-8		
2025/02/07	6.660	No Trade	No Trade	15.65%	0	Absolutely No	0	0	Absolutely no Trade	3.35%	17.92%	C	-11		
2025/02/10	6.659	No Trade	No Trade	15.06%	0	Absolutely No	0	0	Absolutely no Trade	3.23%	18.04%	C	-14		
2025/02/11	6.678	No Trade	No Trade	16.25%	0	Absolutely No	0	0	Absolutely no Trade	3.48%	16.17%	C	-16		
2025/02/12	6.698	No Trade	No Trade	19.39%	0	Absolutely No	0	0	Absolutely no Trade	3.77%	17.24%	C	-17		
2025/02/13	6.580	No Trade	No Trade	9.79%	0	Absolutely No	0	0	Absolutely no Trade	1.90%	15.20%	C	-18		
2025/02/14	6.591	No Trade	No Trade	10.52%	0	Absolutely No	0	0	Absolutely no Trade	2.04%	13.01%	C	-20		
2025/02/17	6.607	No Trade	No Trade	11.18%	0	Absolutely No	0	0	Absolutely no Trade	2.17%	8.06%	C	-22		
2025/02/18	6.556	No Trade	No Trade	7.01%	0	Absolutely No	0	-73	Absolutely no Trade	1.36%	3.88%	C	-23		



Date	9 day	9 vs 21 day	33 day
2024/12/30	Buy_9day	Buy 9 vs 21	Buy 33_Day
2025/01/02	Buy_9day	Buy 9 vs 21	Buy 33_Day
2025/01/03	Buy_9day	Buy 9 vs 21	Buy 33_Day
2025/01/06	Sell_9day	Buy 9 vs 21	Buy 33_Day
2025/01/07	Sell_9day	Buy 9 vs 21	Buy 33_Day
2025/01/08	Sell_9day	Buy 9 vs 21	Buy 33_Day
2025/01/09	Sell_9day	Buy 9 vs 21	Buy 33_Day
2025/01/10	Sell_9day	Buy 9 vs 21	Buy 33_Day
2025/01/13	Sell_9day	Buy 9 vs 21	Sell 33_Day
2025/01/14	Sell_9day	Buy 9 vs 21	Buy 33_Day
2025/01/15	Sell_9day	Sell 9 vs 21	Sell 33_Day
2025/01/16	Sell_9day	Sell 9 vs 21	Sell 33_Day
2025/01/17	Sell_9day	Sell 9 vs 21	Sell 33_Day
2025/01/20	Sell_9day	Sell 9 vs 21	Sell 33_Day
2025/01/21	Sell_9day	Sell 9 vs 21	Sell 33_Day
2025/01/22	Sell_9day	Sell 9 vs 21	Sell 33_Day
2025/01/23	Sell_9day	Sell 9 vs 21	Sell 33_Day
2025/01/24	Sell_9day	Sell 9 vs 21	Sell 33_Day
2025/01/27	Sell_9day	Sell 9 vs 21	Sell 33_Day
2025/01/28	Buy_9day	Sell 9 vs 21	Sell 33_Day
2025/01/29	Buy_9day	Sell 9 vs 21	Sell 33_Day
2025/01/30	Buy_9day	Sell 9 vs 21	Sell 33_Day
2025/01/31	Buy_9day	Sell 9 vs 21	Sell 33_Day
2025/02/03	Buy_9day	Sell 9 vs 21	Buy 33_Day
2025/02/04	Buy_9day	Sell 9 vs 21	Sell 33_Day
2025/02/05	Buy_9day	Sell 9 vs 21	Buy 33_Day
2025/02/06	Sell_9day	Buy 9 vs 21	Sell 33_Day
2025/02/07	Sell_9day	Buy 9 vs 21	Sell 33_Day
2025/02/10	Sell_9day	Buy 9 vs 21	Sell 33_Day
2025/02/11	Sell_9day	Buy 9 vs 21	Sell 33_Day
2025/02/12	Sell_9day	Buy 9 vs 21	Sell 33_Day
2025/02/13	Sell_9day	Buy 9 vs 21	Sell 33_Day
2025/02/14	Sell_9day	Sell 9 vs 21	Sell 33_Day
2025/02/17	Sell_9day	Sell 9 vs 21	Sell 33_Day
2025/02/18	Sell_9day	Sell 9 vs 21	Sell 33_Day

Strategy Universe	Rel vs Europe SX50	Ascendant guidance	Trade	Strategy_Open Date	2025/01/10	Caterpillar Guidance	Trade
						(+) : Mom Days	0
						(-) : Mom Days	0
						Guided : Factor	9 vs 21 day
						324_Buy Guidance	0.0%
						324_Sell Guidance	91.7%
						Mom_75 (days)	3.9%
						9 vs 21 day	-1.22%
						Price vs 9 day	-1.12%

S
e
i
i

AIR.PAR

Airbus Se

Industrials

Industrial Goods & Services

France

Market Cap : (B)

109 041

LIN.ETR

Linde Plc

Materials

Chemicals

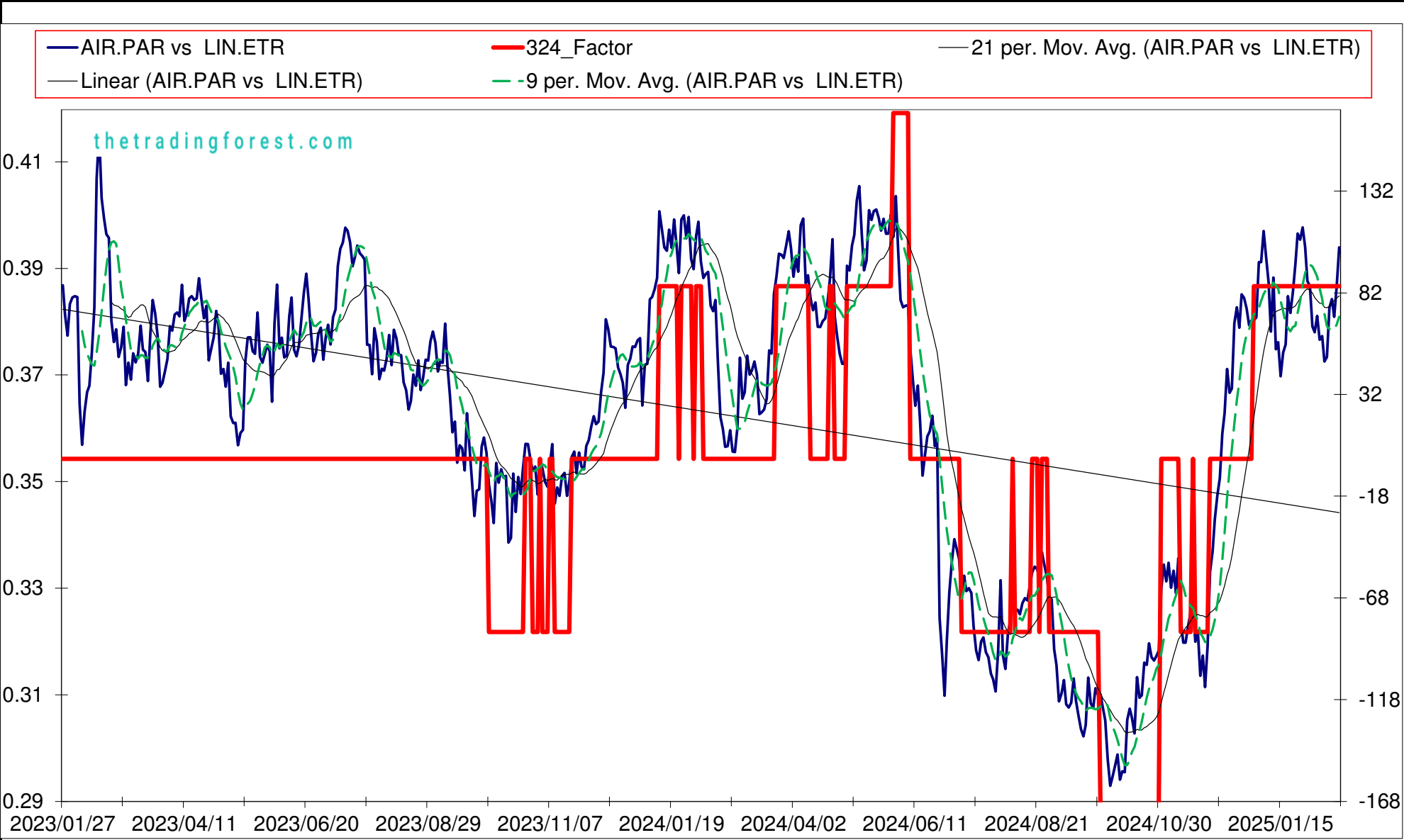
Germany

Market Cap : (B)

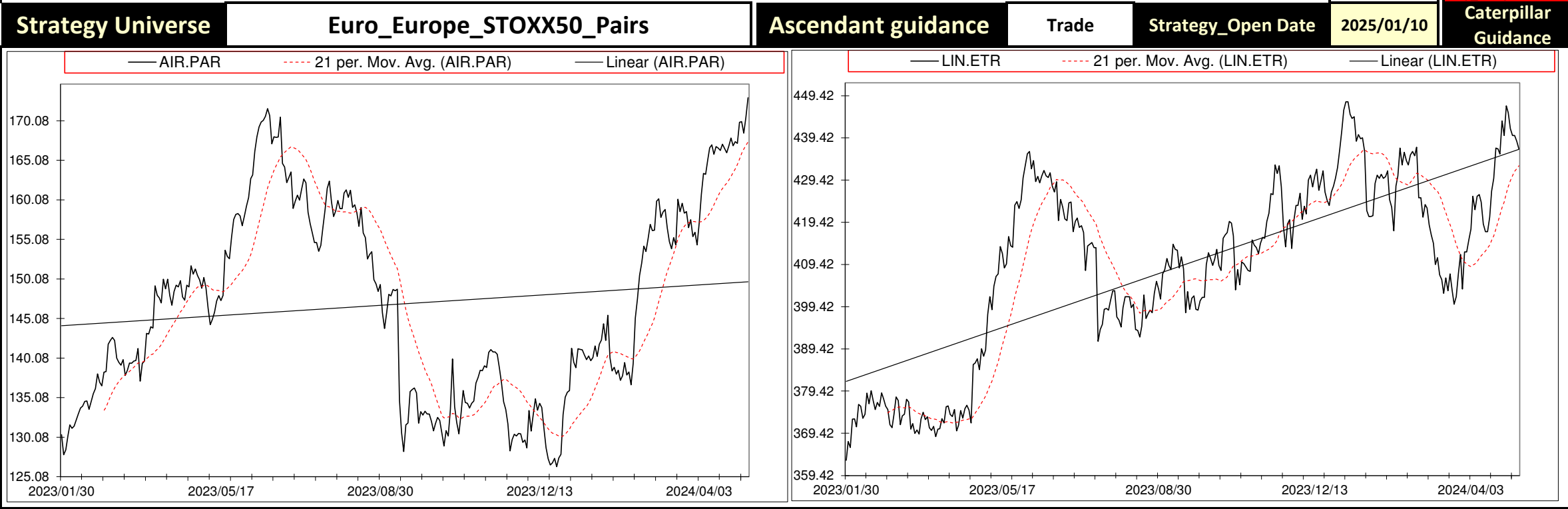
207 891

Plan your enrty levels. Focus on the process not the outcome. Expect further short-term deviation from the trade signal. "Patience"

-1.987														-22.645														11.395															
Date	Price or Relative Price	Short_Term_ Radar	Medium_ Term_Radar	Caterpillar_ %	Wise_ Owl(Rnk)	324_Factor	Factor_324	Defcon _Index	Defcon _Index_Trade		Margin of Safety	75_Day_Mom	Trade_Rating (Guidance)	Trendsum																													
2024/12/18	0.387	No Trade	No Trade	94.14%	30	Absolutely No	0	95	Research	Defon Sell	11.40%	22.76%	C	25																													
2024/12/19	0.385	No Trade	No Trade	89.69%	30	Absolutely No	0	94	Research	Defon Sell	10.86%	23.93%	C	26																													
2024/12/20	0.381	No Trade	No Trade	82.39%	30	Absolutely No	0	94	Research	Defon Sell	9.98%	23.16%	C	28																													
2024/12/23	0.382	No Trade	No Trade	84.99%	30	Absolutely No	0	94	Research	Defon Sell	10.29%	23.08%	C	27																													
2024/12/27	0.382	Sell_Panda_ST	No Trade	85.91%	50	Research	85	94	Research	Defon Sell	10.41%	21.31%	B	26																													
2024/12/30	0.383	Sell_Panda_ST	No Trade	87.83%	50	Research	85	94	Research	Defon Sell	10.64%	23.13%	B	24																													
2025/01/02	0.393	No Trade	No Trade	100.00%	50	Research	85	96	Research	Defon Sell	13.71%	27.59%	B	25																													
2025/01/03	0.393	No Trade	No Trade	100.00%	50	Research	85	96	Research	Defon Sell	13.75%	28.67%	B	26																													
2025/01/06	0.399	No Trade	No Trade	100.00%	50	Research	85	97	Research	Defon Sell	15.50%	31.16%	B	28																													
2025/01/07	0.394	No Trade	No Trade	91.06%	60	Research	85	96	Research	Defon Sell	14.11%	28.66%	B	31																													
2025/01/08	0.389	No Trade	No Trade	82.27%	50	Research	85	95	Research	Defon Sell	12.75%	23.51%	B	32																													
2025/01/09	0.380	Sell_Panda_ST	Sell_Panda_ST	65.23%	50	Research	85	93	Research	Defon Sell	10.11%	22.46%	B	30																													
2025/01/10	0.390	No Trade	No Trade	84.35%	50	Research	85	95	Research	Defon Sell	13.07%	26.10%	B	27																													
2025/01/13	0.377	Sell_Panda_ST	Sell_Panda_ST	59.63%	0	Research	85	0	Absolutely no Trade		9.24%	20.29%	C	24																													
2025/01/14	0.378	Sell_Panda_ST	Sell_Panda_ST	62.23%	0	Research	85	0	Absolutely no Trade		9.64%	21.20%	C	19																													
2025/01/15	0.372	Sell_Panda_ST	Sell_Panda_ST	50.40%	0	Research	85	0	Absolutely no Trade		7.81%	19.12%	C	13																													
2025/01/16	0.376	No Trade	No Trade	58.85%	0	Research	85	0	Absolutely no Trade		9.12%	21.46%	C	7																													
2025/01/17	0.378	No Trade	No Trade	61.84%	0	Research	85	0	Absolutely no Trade		9.58%	22.93%	C	1																													
2025/01/20	0.387	No Trade	No Trade	79.37%	50	Research	85	94	Research	Defon Sell	12.30%	28.98%	B	-2																													
2025/01/21	0.384	No Trade	No Trade	73.54%	30	Research	85	93	Research	Defon Sell	11.40%	30.05%	C	-3																													
2025/01/22	0.388	No Trade	No Trade	81.12%	50	Research	85	94	Research	Defon Sell	12.57%	30.67%	B	-2																													
2025/01/23	0.393	No Trade	No Trade	91.07%	50	Research	85	96	Research	Defon Sell	14.11%	31.52%	B	0																													
2025/01/24	0.399	No Trade	No Trade	100.00%	50	Research	85	97	Research	Defon Sell	15.82%	32.49%	B	2																													
2025/01/27	0.398	No Trade	No Trade	98.35%	50	Research	85	97	Research	Defon Sell	15.56%	34.22%	B	4																													
2025/01/28	0.400	No Trade	No Trade	100.00%	50	Research	85	97	Research	Defon Sell	16.25%	34.27%	B	6																													
2025/01/29	0.396	No Trade	No Trade	93.60%	50	Research	85	96	Research	Defon Sell	15.21%	33.12%	B	8																													
2025/01/30	0.390	No Trade	No Trade	82.20%	50	Research	85	95	Research	Defon Sell	13.36%	26.77%	B	9																													
2025/01/31	0.389	No Trade	No Trade	80.81%	50	Research	85	95	Research	Defon Sell	13.13%	25.64%	B	9																													
2025/02/03	0.381	No Trade	No Trade	67.57%	30	Research	85	93	Research	Defon Sell	10.98%	23.88%	C	6																													
2025/02/04	0.380	No Trade	No Trade	65.73%	30	Research	85	92	Research	Defon Sell	10.68%	24.68%	C	3																													
2025/02/05	0.383	No Trade	No Trade	71.38%	30	Research	85	94	Research	Defon Sell	11.60%	21.48%	C	0																													
2025/02/06	0.379	No Trade	No Trade	63.49%	0	Research	85	0	Absolutely no Trade		10.32%	21.55%	C	-4																													
2025/02/07	0.379	No Trade	No Trade	64.89%	0	Research	85	0	Absolutely no Trade		10.54%	21.59%	C	-8																													
2025/02/10	0.375	No Trade	No Trade	56.76%	0	Research	85	0	Absolutely no Trade		9.22%	17.75%	C	-12																													
2025/02/11	0.375	No Trade	No Trade	58.43%	0	Research	85	0	Absolutely no Trade		9.50%	18.18%	C	-16																													
2025/02/12	0.385	No Trade	No Trade	75.19%	50	Research	85	95	Research	Defon Sell	12.22%	19.56%	B	-18																													
2025/02/13	0.386	No Trade	No Trade	78.26%	50	Research	85	95	Research	Defon Sell	12.72%	21.05%	B	-17																													
2025/02/14	0.383	No Trade	No Trade	72.45%	50	Research	85	94	Research	Defon Sell	11.77%	20.26%	B	-15																													
2025/02/17	0.389	No Trade	No Trade	83.20%	50	Research	85	96	Research	Defon Sell	13.52%	21.71%	B	-11																													
2025/02/18	0.396	No Trade	No Trade	96.52%	50	Research	85	98	Research	Defon Sell	15.69%	23.63%	B	-8																													



Date	9 day	9 vs 21 day	33 day
2024/12/30	Sell_9day	Buy 9 vs 21	Buy 33_Day
2025/01/02	Buy_9day	Buy 9 vs 21	Buy 33_Day
2025/01/03	Buy_9day	Buy 9 vs 21	Buy 33_Day
2025/01/06	Buy_9day	Buy 9 vs 21	Buy 33_Day
2025/01/07	Buy_9day	Buy 9 vs 21	Buy 33_Day
2025/01/08	Buy_9day	Buy 9 vs 21	Buy 33_Day
2025/01/09	Sell_9day	Buy 9 vs 21	Buy 33_Day
2025/01/10	Buy_9day	Buy 9 vs 21	Buy 33_Day
2025/01/13	Sell_9day	Buy 9 vs 21	Buy 33_Day
2025/01/14	Sell_9day	Buy 9 vs 21	Buy 33_Day
2025/01/15	Sell_9day	Buy 9 vs 21	Buy 33_Day
2025/01/16	Sell_9day	Sell 9 vs 21	Buy 33_Day
2025/01/17	Sell_9day	Sell 9 vs 21	Buy 33_Day
2025/01/20	Buy_9day	Sell 9 vs 21	Buy 33_Day
2025/01/21	Buy_9day	Sell 9 vs 21	Buy 33_Day
2025/01/22	Buy_9day	Sell 9 vs 21	Buy 33_Day
2025/01/23	Buy_9day	Sell 9 vs 21	Buy 33_Day
2025/01/24	Buy_9day	Sell 9 vs 21	Buy 33_Day
2025/01/27	Buy_9day	Sell 9 vs 21	Buy 33_Day
2025/01/28	Buy_9day	Buy 9 vs 21	Buy 33_Day
2025/01/29	Buy_9day	Buy 9 vs 21	Buy 33_Day
2025/01/30	Sell_9day	Buy 9 vs 21	Buy 33_Day
2025/01/31	Sell_9day	Buy 9 vs 21	Buy 33_Day
2025/02/03	Sell_9day	Buy 9 vs 21	Sell 33_Day
2025/02/04	Sell_9day	Buy 9 vs 21	Sell 33_Day
2025/02/05	Sell_9day	Buy 9 vs 21	Sell 33_Day
2025/02/06	Sell_9day	Buy 9 vs 21	Sell 33_Day
2025/02/07	Sell_9day	Buy 9 vs 21	Sell 33_Day
2025/02/10	Sell_9day	Sell 9 vs 21	Sell 33_Day
2025/02/11	Sell_9day	Sell 9 vs 21	Sell 33_Day
2025/02/12	Buy_9day	Sell 9 vs 21	Sell 33_Day
2025/02/13	Buy_9day	Sell 9 vs 21	Buy 33_Day
2025/02/14	Buy_9day	Sell 9 vs 21	Sell 33_Day
2025/02/17	Buy_9day	Sell 9 vs 21	Buy 33_Day
2025/02/18	Buy_9day	Sell 9 vs 21	Buy 33_Day



Caterpillar Guidance	Trade
(+) : Mom Days	54
(-) : Mom Days	0
Guided : Factor	33 day
324_Buy Guidance	0.0%
324_Sell Guidance	97.2%
Mom_75 (days)	23.6%
9 vs 21 day	-1.03%
Price vs 9 day	3.41%

S
e
|
|

ELE.MAD

Endesa S.A.

Utilities

Gas, Water & Multiutilities

Italy

Market Cap : (B)

21 457

EOAN.ETR

E. On Se

Utilities

Gas, Water & Multiutilities

France

Market Cap : (B)

31 431

Follow the " 3day to 5day waiting period " before entering the trade : understand the Graph, Trend and Variables

Plan your enrty levels. Focus on the process not the outcome. Expect further short-term deviation from the trade signal. "Patience"

-2.313														40.390														-17.463															
Date	Price or Relative Price	Short_Term_ Radar	Medium_ Term_Radar	Caterpillar_ %	Wise_ Owl(Rnk)	324_Factor	Factor_324	Defcon _Index	Defcon _Index_Trade		Margin of Safety	75_Day_Mom	Trade_Rating (Guidance)	Trendsum																													
2024/12/18	1.830	No Trade	No Trade	33.75%	0	Absolutely No	0	98	Research	Defon Sell	9.96%	24.95%	C	6																													
2024/12/19	1.827	No Trade	No Trade	32.97%	0	Absolutely No	0	98	Research	Defon Sell	9.73%	24.86%	C	8																													
2024/12/20	1.840	No Trade	No Trade	35.57%	0	Absolutely No	0	98	Research	Defon Sell	10.50%	25.35%	C	11																													
2024/12/23	1.820	No Trade	No Trade	30.91%	0	Absolutely No	0	97	Research	Defon Sell	9.12%	23.61%	C	15																													
2024/12/27	1.827	No Trade	No Trade	31.78%	0	Absolutely No	0	97	Research	Defon Sell	9.38%	24.66%	C	15																													
2024/12/30	1.828	No Trade	No Trade	31.55%	0	Absolutely No	0	98	Research	Defon Sell	9.31%	24.46%	C	15																													
2025/01/02	1.843	No Trade	No Trade	34.12%	0	Absolutely No	0	98	Research	Defon Sell	10.07%	25.77%	C	17																													
2025/01/03	1.834	No Trade	No Trade	32.11%	0	Absolutely No	0	98	Research	Defon Sell	9.48%	26.07%	C	19																													
2025/01/06	1.822	No Trade	No Trade	29.16%	0	Absolutely No	0	97	Research	Defon Sell	8.60%	25.24%	C	17																													
2025/01/07	1.829	Sell_Panda_ST	No Trade	30.43%	0	Absolutely No	0	98	Research	Defon Sell	8.98%	27.29%	C	16																													
2025/01/08	1.887	No Trade	No Trade	41.98%	0	Absolutely No	0	100	Research	Defon Sell	12.39%	30.38%	C	17																													
2025/01/09	1.900	No Trade	No Trade	44.56%	0	Absolutely No	0	100	Research	Defon Sell	13.15%	29.67%	C	21																													
2025/01/10	1.939	No Trade	No Trade	52.21%	0	Absolutely No	0	100	Research	Defon Sell	15.41%	30.94%	C	23																													
2025/01/13	1.948	No Trade	No Trade	53.58%	0	Absolutely No	0	100	Research	Defon Sell	15.81%	30.79%	C	29																													
2025/01/14	1.946	No Trade	No Trade	53.04%	30	Absolutely No	0	100	Research	Defon Sell	15.65%	32.40%	C	32																													
2025/01/15	1.934	No Trade	No Trade	50.42%	30	Absolutely No	0	99	Research	Defon Sell	14.88%	31.59%	C	32																													
2025/01/16	1.926	No Trade	No Trade	48.62%	0	Absolutely No	0	99	Research	Defon Sell	14.34%	30.60%	C	30																													
2025/01/17	1.900	No Trade	No Trade	43.26%	50	Research	85	98	Research	Defon Sell	12.77%	29.17%	B	28																													
2025/01/20	1.903	Sell_Panda_ST	No Trade	44.37%	50	Research	85	98	Research	Defon Sell	12.79%	28.34%	B	26																													
2025/01/21	1.914	Sell_Panda_ST	No Trade	46.60%	50	Research	85	98	Research	Defon Sell	13.43%	30.97%	B	21																													
2025/01/22	1.931	No Trade	No Trade	49.90%	50	Research	85	99	Research	Defon Sell	14.38%	29.74%	A	18																													
2025/01/23	1.938	No Trade	No Trade	51.06%	50	Research	85	99	Research	Defon Sell	14.72%	31.58%	A	16																													
2025/01/24	1.933	No Trade	No Trade	51.26%	50	Research	85	99	Research	Defon Sell	14.42%	31.30%	A	16																													
2025/01/27	1.887	No Trade	No Trade	42.10%	50	Research	85	97	Research	Defon Sell	11.56%	26.33%	B	14																													
2025/01/28	1.906	Sell_Panda_ST	No Trade	45.91%	50	Research	85	98	Research	Defon Sell	12.60%	26.17%	B	12																													
2025/01/29	1.897	No Trade	No Trade	43.87%	50	Research	85	97	Research	Defon Sell	12.04%	30.30%	B	9																													
2025/01/30	1.882	No Trade	No Trade	45.30%	50	Research	85	97	Research	Defon Sell	11.12%	27.59%	B	5																													
2025/01/31	1.867	No Trade	No Trade	42.81%	50	Research	85	96	Research	Defon Sell	10.19%	25.22%	B	2																													
2025/02/03	1.900	No Trade	No Trade	54.49%	50	Research	85	98	Research	Defon Sell	12.01%	27.56%	B	-2																													
2025/02/04	1.911	No Trade	No Trade	57.23%	50	Research	85	98	Research	Defon Sell	12.61%	26.71%	B	-7																													
2025/02/05	1.935	No Trade	No Trade	63.32%	50	Research	85	99	Research	Defon Sell	13.95%	28.69%	A	-9																													
2025/02/06	1.885	No Trade	No Trade	49.77%	50	Research	85	97	Research	Defon Sell	10.97%	24.95%	B	-11																													
2025/02/07	1.879	No Trade	No Trade	48.01%	50	Research	85	96	Research	Defon Sell	10.58%	23.89%	B	-10																													
2025/02/10	1.884	No Trade	No Trade	48.79%	50	Research	85	97	Research	Defon Sell	10.75%	22.54%	B	-9																													
2025/02/11	1.862	No Trade	No Trade	42.55%	50	Research	85	96	Research	Defon Sell	9.37%	22.26%	B	-11																													
2025/02/12	1.875	No Trade	No Trade	45.92%	50	Research	85	96	Research	Defon Sell	10.12%	22.89%	B	-13																													
2025/02/13	1.896	No Trade	No Trade	51.39%	50	Research	85	97	Research	Defon Sell	11.32%	22.43%	B	-14																													
2025/02/14	1.867	No Trade	No Trade	43.25%	50	Research	85	96	Research	Defon Sell	9.53%	20.22%	B	-14																													
2025/02/17	1.861	No Trade	No Trade	41.21%	50	Research	85	96	Research	Defon Sell	9.08%	21.61%	B	-18																													
2025/02/18	1.858	No Trade	No Trade	40.24%	50	Research	85	95	Research	Defon Sell	8.87%	18.81%	B	-21																													

S
e
l
l

HSBA.LSE

Hsbc Holdings Plc

Financials

Banks

United Kingdom

Market Cap : (B)

128 585

Follow the " 3day to 5day waiting period " before entering the trade : understand the Graph, Trend and Variables

LLOY.LSE

Lloyds Banking Group Plc

Financials

Banks

United Kingdom

Market Cap : (B)

32 940

Plan your enrty levels. Focus on the process not the outcome. Expect further short-term deviation from the trade signal. "Patience"

Date	Price or Relative Price	Short_Term_ Radar	Medium_ Term_Radar	Caterpillar_ %	Wise_ Owl(Rnk)	324_Factor	Factor_324	Defcon _Index	Defcon _Index_Trade	Margin of Safety	75_Day_Mom	Trade_Rating (Guidance)	Trendsum
2024/12/18	14.008	No Trade	No Trade	69.09%	50	Research	85	93	Research Defon Sell	11.24%	22.04%	B	12
2024/12/19	14.090	No Trade	No Trade	73.20%	50	Research	85	94	Research Defon Sell	11.91%	22.53%	B	11
2024/12/20	14.037	No Trade	No Trade	70.67%	30	Research	85	94	Research Defon Sell	11.50%	21.58%	C	10
2024/12/23	14.179	No Trade	No Trade	77.84%	50	Research	85	95	Research Defon Sell	12.66%	23.39%	B	12
2024/12/27	14.295	No Trade	No Trade	83.84%	50	Research	85	95	Research Defon Sell	13.64%	26.50%	B	15
2024/12/30	14.364	No Trade	No Trade	87.44%	50	Research	85	95	Research Defon Sell	14.22%	26.86%	B	18
2025/01/02	14.233	No Trade	No Trade	81.27%	50	Research	85	95	Research Defon Sell	13.22%	25.41%	B	21
2025/01/03	14.391	No Trade	No Trade	89.07%	90	Research	170	96	Research Defon Sell	14.49%	27.84%	AA	23
2025/01/06	14.069	No Trade	No Trade	73.56%	60	Research	170	93	Research Defon Sell	11.97%	24.54%	B	23
2025/01/07	14.022	Sell_Panda_ST	Sell_Panda_ST	71.34%	60	Research	170	93	Research Defon Sell	11.60%	23.29%	B	20
2025/01/08	14.690	No Trade	No Trade	100.00%	90	Research	170	97	Research Defon Sell	16.93%	28.40%	AAA	17
2025/01/09	14.889	No Trade	No Trade	100.00%	90	Research	170	98	Research Defon Sell	18.53%	31.19%	AAA	15
2025/01/10	15.112	No Trade	No Trade	100.00%	90	Research	170	99	Research Defon Sell	20.31%	30.91%	AAA	14
2025/01/13	15.011	No Trade	No Trade	96.27%	90	Research	170	98	Research Defon Sell	19.56%	32.38%	AAA	14
2025/01/14	14.905	No Trade	No Trade	92.16%	90	Research	170	98	Research Defon Sell	18.72%	30.24%	AAA	15
2025/01/15	14.083	No Trade	No Trade	59.98%	50	Research	170	0	Absolutely no Trade	12.18%	22.18%	B	15
2025/01/16	14.282	Sell_Panda_ST	Sell_Panda_ST	67.87%	50	Research	170	0	Absolutely no Trade	13.79%	24.59%	B	13
2025/01/17	14.054	Sell_Panda_ST	Sell_Panda_ST	58.97%	50	Research	170	0	Absolutely no Trade	11.98%	23.48%	B	12
2025/01/20	14.069	No Trade	No Trade	59.77%	50	Research	170	0	Absolutely no Trade	12.14%	23.19%	B	8
2025/01/21	13.533	No Trade	No Trade	38.78%	0	Research	85	0	Absolutely no Trade	7.88%	15.43%	C	3
2025/01/22	13.339	No Trade	No Trade	31.22%	0	Research	85	0	Absolutely no Trade	6.34%	11.85%	C	-2
2025/01/23	13.260	No Trade	No Trade	28.20%	0	Absolutely No	0	0	Absolutely no Trade	5.73%	12.71%	C	-7
2025/01/24	13.232	No Trade	No Trade	27.15%	0	Absolutely No	0	0	Absolutely no Trade	5.51%	12.60%	C	-12
2025/01/27	13.450	No Trade	No Trade	35.89%	0	Research	85	0	Absolutely no Trade	7.29%	17.66%	C	-15
2025/01/28	13.384	No Trade	No Trade	33.36%	0	Research	85	0	Absolutely no Trade	6.78%	18.45%	C	-15
2025/01/29	13.369	No Trade	No Trade	32.80%	0	Research	85	0	Absolutely no Trade	6.66%	18.21%	C	-15
2025/01/30	13.478	No Trade	No Trade	37.15%	0	Research	85	0	Absolutely no Trade	7.55%	20.00%	C	-14
2025/01/31	13.566	No Trade	No Trade	40.68%	0	Research	85	0	Absolutely no Trade	8.26%	19.72%	C	-10
2025/02/03	13.407	No Trade	No Trade	34.62%	0	Research	85	0	Absolutely no Trade	7.03%	20.37%	C	-7
2025/02/04	13.465	No Trade	No Trade	36.97%	0	Research	85	0	Absolutely no Trade	7.51%	22.49%	C	-6
2025/02/05	13.335	No Trade	No Trade	31.90%	0	Research	85	0	Absolutely no Trade	6.48%	21.67%	C	-6
2025/02/06	13.388	No Trade	No Trade	34.04%	0	Research	85	0	Absolutely no Trade	6.92%	22.31%	C	-9
2025/02/07	13.651	No Trade	No Trade	44.44%	0	Research	85	0	Absolutely no Trade	9.03%	24.91%	C	-9
2025/02/10	13.793	No Trade	No Trade	50.21%	0	Research	85	0	Absolutely no Trade	10.20%	25.48%	C	-8
2025/02/11	13.943	No Trade	No Trade	56.15%	0	Research	85	0	Absolutely no Trade	11.41%	26.36%	C	-6
2025/02/12	13.798	No Trade	No Trade	50.53%	0	Research	85	0	Absolutely no Trade	10.26%	26.23%	C	-3
2025/02/13	13.639	No Trade	No Trade	44.33%	0	Research	85	0	Absolutely no Trade	9.01%	15.30%	C	-1
2025/02/14	13.555	No Trade	No Trade	41.09%	0	Research	85	0	Absolutely no Trade	8.35%	9.91%	C	0
2025/02/17	14.007	No Trade	No Trade	59.04%	0	Absolutely No	0	0	Absolutely no Trade	11.99%	7.04%	C	3
2025/02/18	14.197	No Trade	No Trade	66.60%	0	Research	85	0	Absolutely no Trade	13.53%	7.87%	C	6



9 day	9 day	9 vs 21 day	33 day
2024/12/30	Buy_9day	Buy 9 vs 21	Buy 33_Day
2025/01/02	Buy_9day	Buy 9 vs 21	Buy 33_Day
2025/01/03	Buy_9day	Buy 9 vs 21	Buy 33_Day
2025/01/06	Sell_9day	Buy 9 vs 21	Buy 33_Day
2025/01/07	Sell_9day	Buy 9 vs 21	Buy 33_Day
2025/01/08	Buy_9day	Buy 9 vs 21	Buy 33_Day
2025/01/09	Buy_9day	Buy 9 vs 21	Buy 33_Day
2025/01/10	Buy_9day	Buy 9 vs 21	Buy 33_Day
2025/01/13	Buy_9day	Buy 9 vs 21	Buy 33_Day
2025/01/14	Buy_9day	Buy 9 vs 21	Buy 33_Day
2025/01/15	Sell_9day	Buy 9 vs 21	Sell 33_Day
2025/01/16	Sell_9day	Buy 9 vs 21	Buy 33_Day
2025/01/17	Sell_9day	Buy 9 vs 21	Sell 33_Day
2025/01/20	Sell_9day	Buy 9 vs 21	Sell 33_Day
2025/01/21	Sell_9day	Buy 9 vs 21	Sell 33_Day
2025/01/22	Sell_9day	Sell 9 vs 21	Sell 33_Day
2025/01/23	Sell_9day	Sell 9 vs 21	Sell 33_Day
2025/01/24	Sell_9day	Sell 9 vs 21	Sell 33_Day
2025/01/27	Sell_9day	Sell 9 vs 21	Sell 33_Day
2025/01/28	Sell_9day	Sell 9 vs 21	Sell 33_Day
2025/01/29	Sell_9day	Sell 9 vs 21	Sell 33_Day
2025/01/30	Buy_9day	Sell 9 vs 21	Sell 33_Day
2025/01/31	Buy_9day	Sell 9 vs 21	Sell 33_Day
2025/02/03	Buy_9day	Sell 9 vs 21	Sell 33_Day
2025/02/04	Buy_9day	Sell 9 vs 21	Sell 33_Day
2025/02/05	Sell_9day	Sell 9 vs 21	Sell 33_Day
2025/02/06	Sell_9day	Sell 9 vs 21	Sell 33_Day
2025/02/07	Buy_9day	Sell 9 vs 21	Sell 33_Day
2025/02/10	Buy_9day	Sell 9 vs 21	Sell 33_Day
2025/02/11	Buy_9day	Sell 9 vs 21	Sell 33_Day
2025/02/12	Buy_9day	Sell 9 vs 21	Sell 33_Day
2025/02/13	Buy_9day	Buy 9 vs 21	Sell 33_Day
2025/02/14	Sell_9day	Buy 9 vs 21	Sell 33_Day
2025/02/17	Buy_9day	Buy 9 vs 21	Buy 33_Day
2025/02/18	Buy_9day	Buy 9 vs 21	Buy 33_Day

Strategy Universe	Euro_Bank_Pairs	Ascendant guidance	Trade	Strategy_Open Date	2025/01/10	Caterpillar Guidance	Trade
<p>— HSBA.LSE - - - 21 per. Mov. Avg. (HSBA.LSE) — Linear (HSBA.LSE)</p>		<p>— LLOY.LSE - - - 21 per. Mov. Avg. (LLOY.LSE) — Linear (LLOY.LSE)</p>				(+) : Mom Days	2
						(-) : Mom Days	0
						Guided : Factor	9 vs 21 day
						324_Buy Guidance	0.0%
						324_Sell Guidance	92.4%
						Mom_75 (days)	7.9%
						9 vs 21 day	1.57%
						Price vs 9 day	3.07%

S
e
l
l

CON.ETR

Continental Ag

Consumer Discretionary

Automobiles & Parts

Germany

Market Cap : (B)

12 364

DAI.ETR

Daimler Ag - Mercedes-Benz Grp Na O.N.

Consumer Discretionary

Automobiles & Parts

Germany

Market Cap : (B)

49 810

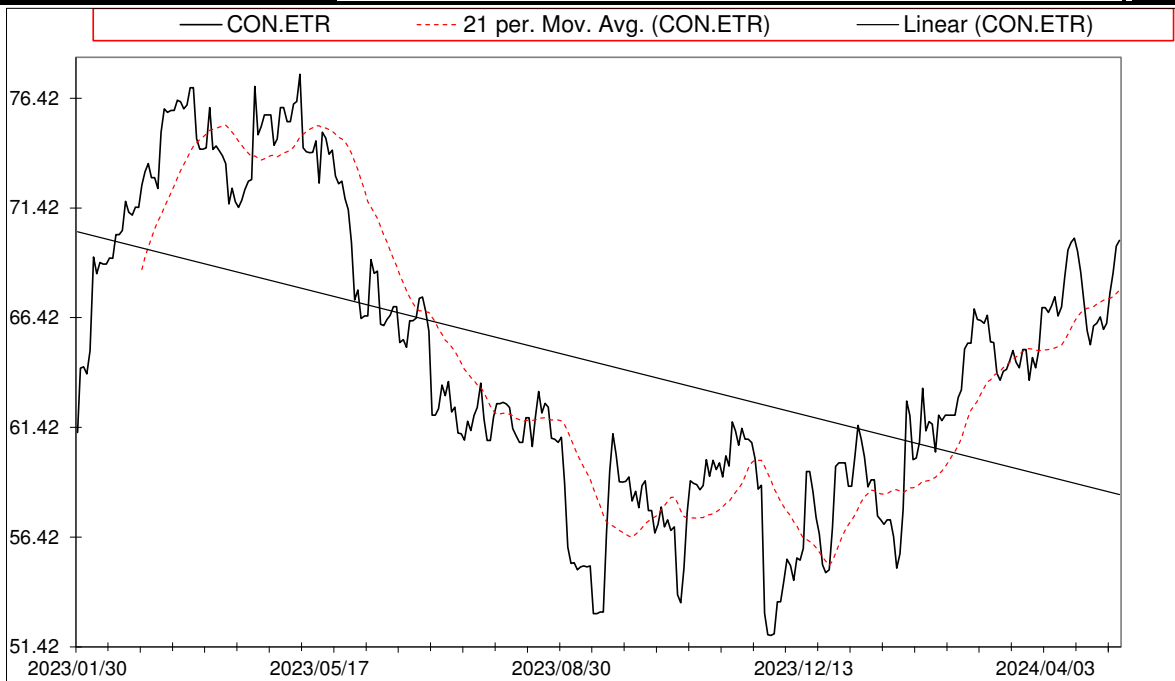

Follow the " 3day to 5day waiting period " before entering the trade : understand the Graph, Trend and Variables

Plan your enrty levels. Focus on the process not the outcome. Expect further short-term deviation from the trade signal. "Patience"

-2.263												73.800		-32.618	
Date	Price or Relative Price	Short_Term_ Radar	Medium_ Term_Radar	Caterpillar_ %	Wise_ Owl(Rnk)	324_Factor	Factor_324	Defcon _Index	Defcon _Index_Trade	Margin of Safety	75_Day_Mom	Trade_Rating (Guidance)	Trendsum		
2024/12/18	1.210	No Trade	No Trade	14.70%	0	Absolutely No	0	98	Research Defon Sell	-3.92%	21.20%	C	5		
2024/12/19	1.196	No Trade	No Trade	18.91%	0	Absolutely No	0	97	Research Defon Sell	-5.04%	19.32%	C	4		
2024/12/20	1.190	No Trade	No Trade	21.14%	0	Absolutely No	0	96	Research Defon Sell	-5.64%	17.81%	C	3		
2024/12/23	1.212	No Trade	No Trade	15.23%	0	Absolutely No	0	98	Research Defon Sell	-4.06%	27.90%	C	4		
2024/12/27	1.196	No Trade	No Trade	20.93%	0	Absolutely No	0	97	Research Defon Sell	-5.58%	28.17%	C	4		
2024/12/30	1.202	No Trade	No Trade	19.98%	0	Absolutely No	0	97	Research Defon Sell	-5.33%	28.80%	C	3		
2025/01/02	1.226	No Trade	No Trade	13.46%	0	Absolutely No	0	99	Research Defon Sell	-3.59%	33.95%	C	3		
2025/01/03	1.229	No Trade	No Trade	12.95%	0	Absolutely No	0	99	Research Defon Sell	-3.45%	29.62%	C	6		
2025/01/06	1.177	No Trade	No Trade	28.86%	0	Absolutely No	0	95	Research Defon Sell	-7.69%	25.95%	C	4		
2025/01/07	1.201	No Trade	No Trade	22.21%	0	Absolutely No	0	97	Research Defon Sell	-5.92%	27.04%	C	1		
2025/01/08	1.220	No Trade	No Trade	16.68%	0	Absolutely No	0	99	Research Defon Sell	-4.45%	29.94%	C	0		
2025/01/09	1.194	No Trade	No Trade	24.71%	0	Absolutely No	0	97	Research Defon Sell	-6.59%	18.99%	C	0		
2025/01/10	1.171	No Trade	No Trade	31.55%	0	Absolutely No	0	95	Research Defon Sell	-8.41%	20.38%	C	-2		
2025/01/13	1.154	No Trade	No Trade	37.44%	0	Absolutely No	0	0	Absolutely no Trade	-9.98%	18.31%	C	-5		
2025/01/14	1.166	No Trade	No Trade	34.14%	0	Absolutely No	0	0	Absolutely no Trade	-9.10%	17.52%	C	-9		
2025/01/15	1.184	No Trade	No Trade	28.97%	0	Absolutely No	0	96	Research Defon Sell	-7.72%	22.04%	C	-14		
2025/01/16	1.211	No Trade	No Trade	21.32%	0	Absolutely No	0	98	Research Defon Sell	-5.68%	21.24%	C	-16		
2025/01/17	1.207	No Trade	No Trade	22.78%	0	Absolutely No	0	98	Research Defon Sell	-6.07%	17.81%	C	-17		
2025/01/20	1.190	No Trade	No Trade	28.57%	0	Absolutely No	0	96	Research Defon Sell	-7.62%	16.78%	C	-17		
2025/01/21	1.204	No Trade	No Trade	24.64%	0	Absolutely No	0	97	Research Defon Sell	-6.57%	20.45%	C	-15		
2025/01/22	1.184	No Trade	No Trade	30.62%	0	Absolutely No	0	96	Research Defon Sell	-8.16%	18.45%	C	-16		
2025/01/23	1.199	No Trade	No Trade	26.54%	0	Absolutely No	0	97	Research Defon Sell	-7.08%	24.76%	C	-15		
2025/01/24	1.203	No Trade	No Trade	25.67%	0	Absolutely No	0	97	Research Defon Sell	-6.84%	26.57%	C	-15		
2025/01/27	1.207	No Trade	No Trade	25.20%	0	Absolutely No	0	98	Research Defon Sell	-6.72%	24.31%	C	-15		
2025/01/28	1.188	No Trade	No Trade	30.74%	0	Absolutely No	0	96	Research Defon Sell	-8.19%	19.27%	C	-15		
2025/01/29	1.192	No Trade	No Trade	29.90%	0	Absolutely No	0	96	Research Defon Sell	-7.97%	14.52%	C	-17		
2025/01/30	1.169	No Trade	No Trade	36.95%	0	Absolutely No	0	95	Research Defon Sell	-9.85%	13.33%	C	-18		
2025/01/31	1.171	No Trade	No Trade	36.60%	0	Absolutely No	0	95	Research Defon Sell	-9.76%	12.77%	C	-20		
2025/02/03	1.178	No Trade	No Trade	35.24%	0	Absolutely No	0	95	Research Defon Sell	-9.39%	12.85%	C	-22		
2025/02/04	1.147	No Trade	No Trade	44.23%	0	Absolutely No	0	0	Absolutely no Trade	-11.79%	11.04%	C	-23		
2025/02/05	1.152	No Trade	No Trade	42.98%	0	Absolutely No	0	0	Absolutely no Trade	-11.46%	11.38%	C	-24		
2025/02/06	1.146	No Trade	No Trade	45.01%	0	Absolutely No	0	0	Absolutely no Trade	-12.00%	9.54%	C	-24		
2025/02/07	1.165	No Trade	No Trade	39.68%	0	Absolutely No	0	0	Absolutely no Trade	-10.58%	8.28%	C	-28		
2025/02/10	4.273	No Trade	No Trade	100.00%	50	Research	85	100	Research Defon Sell	227.20%	303.91%	A	-29		
2025/02/11	4.094	No Trade	No Trade	93.90%	50	Research	85	96	Research Defon Sell	213.33%	292.48%	B	-28		
2025/02/12	4.137	No Trade	No Trade	95.22%	50	Research	85	97	Research Defon Sell	216.34%	309.99%	B	-27		
2025/02/13	4.100	No Trade	No Trade	93.88%	50	Research	85	96	Research Defon Sell	213.30%	299.89%	B	-23		
2025/02/14	4.027	No Trade	No Trade	91.35%	30	Research	85	0	Absolutely no Trade	207.56%	291.04%	C	-22		
2025/02/17	4.051	No Trade	No Trade	91.89%	30	Research	85	0	Absolutely no Trade	208.78%	300.60%	C	-20		
2025/02/18	4.066	No Trade	No Trade	92.31%	50	Research	85	95	Research Defon Sell	209.73%	298.74%	B	-18		



Date	9 day	9 vs 21 day	33 day
2024/12/30	Buy_9day	Buy 9 vs 21	Buy 33_Day
2025/01/02	Buy_9day	Buy 9 vs 21	Buy 33_Day
2025/01/03	Buy_9day	Buy 9 vs 21	Buy 33_Day
2025/01/06	Sell_9day	Buy 9 vs 21	Sell 33_Day
2025/01/07	Sell_9day	Buy 9 vs 21	Buy 33_Day
2025/01/08	Buy_9day	Buy 9 vs 21	Buy 33_Day
2025/01/09	Sell_9day	Buy 9 vs 21	Buy 33_Day
2025/01/10	Sell_9day	Buy 9 vs 21	Sell 33_Day
2025/01/13	Sell_9day	Buy 9 vs 21	Sell 33_Day
2025/01/14	Sell_9day	Sell 9 vs 21	Sell 33_Day
2025/01/15	Sell_9day	Sell 9 vs 21	Sell 33_Day
2025/01/16	Buy_9day	Sell 9 vs 21	Buy 33_Day
2025/01/17	Buy_9day	Sell 9 vs 21	Buy 33_Day
2025/01/20	Buy_9day	Sell 9 vs 21	Sell 33_Day
2025/01/21	Buy_9day	Sell 9 vs 21	Buy 33_Day
2025/01/22	Sell_9day	Sell 9 vs 21	Sell 33_Day
2025/01/23	Buy_9day	Sell 9 vs 21	Buy 33_Day
2025/01/24	Buy_9day	Sell 9 vs 21	Buy 33_Day
2025/01/27	Buy_9day	Buy 9 vs 21	Buy 33_Day
2025/01/28	Sell_9day	Buy 9 vs 21	Sell 33_Day
2025/01/29	Sell_9day	Buy 9 vs 21	Sell 33_Day
2025/01/30	Sell_9day	Sell 9 vs 21	Sell 33_Day
2025/01/31	Sell_9day	Sell 9 vs 21	Sell 33_Day
2025/02/03	Sell_9day	Sell 9 vs 21	Sell 33_Day
2025/02/04	Sell_9day	Sell 9 vs 21	Sell 33_Day
2025/02/05	Sell_9day	Sell 9 vs 21	Sell 33_Day
2025/02/06	Sell_9day	Sell 9 vs 21	Sell 33_Day
2025/02/07	Sell_9day	Sell 9 vs 21	Sell 33_Day
2025/02/10	Buy_9day	Buy 9 vs 21	Buy 33_Day
2025/02/11	Buy_9day	Buy 9 vs 21	Buy 33_Day
2025/02/12	Buy_9day	Buy 9 vs 21	Buy 33_Day
2025/02/13	Buy_9day	Buy 9 vs 21	Buy 33_Day
2025/02/14	Buy_9day	Buy 9 vs 21	Buy 33_Day
2025/02/17	Buy_9day	Buy 9 vs 21	Buy 33_Day
2025/02/18	Buy_9day	Buy 9 vs 21	Buy 33_Day

Strategy Universe	Euro_Automobiles & Parts_Pairs	Ascendant guidance	Research	Strategy_Open Date	2025/01/10	Caterpillar Guidance	Trade															
<div><div><div>— CON.ETR</div><div>----- 21 per. Mov. Avg. (CON.ETR)</div><div>— Linear (CON.ETR)</div></div><div><div>— DAI.ETR</div><div>----- 21 per. Mov. Avg. (DAI.ETR)</div><div>— Linear (DAI.ETR)</div></div></div> <tr><td>(+) : Mom Days</td><td>8</td></tr> <tr><td>(-) : Mom Days</td><td>0</td></tr> <tr><td>Guided : Factor</td><td>9 vs 21 day</td></tr> <tr><td>324_Buy Guidance</td><td>0.0%</td></tr> <tr><td>324_Sell Guidance</td><td>95.2%</td></tr> <tr><td>Mom_75 (days)</td><td>298.7%</td></tr> <tr><td>9 vs 21 day</td><td>60.15%</td></tr> <tr><td>Price vs 9 day</td><td>17.83%</td></tr>							(+) : Mom Days	8	(-) : Mom Days	0	Guided : Factor	9 vs 21 day	324_Buy Guidance	0.0%	324_Sell Guidance	95.2%	Mom_75 (days)	298.7%	9 vs 21 day	60.15%	Price vs 9 day	17.83%
							(+) : Mom Days	8														
							(-) : Mom Days	0														
							Guided : Factor	9 vs 21 day														
							324_Buy Guidance	0.0%														
							324_Sell Guidance	95.2%														
							Mom_75 (days)	298.7%														
9 vs 21 day	60.15%																					
Price vs 9 day	17.83%																					

Follow the " 3day to 5day waiting period " before entering the trade : understand the Graph, Trend and Variables

Plan your entry levels. Focus on the process not the outcome. Expect further short-term deviation from the trade signal. "Patience"

-3.890		4.481												-1.152	
Date	Price or Relative Price	Short_Term_ Radar	Medium_ Term_Radar	Caterpillar_ %	Wise_ Owl(Rnk)	324_Factor	Factor_324	Defcon _Index	Defcon _Index_Trade	Margin of Safety	75_Day_Mom	Trade_Rating (Guidance)	Trendsum		
2024/12/18	1.210	No Trade	No Trade	74.78%	50	Research	85	98	Research Defon Sell	14.81%	21.20%	B	5		
2024/12/19	1.196	No Trade	No Trade	68.37%	50	Research	85	97	Research Defon Sell	13.54%	19.32%	B	4		
2024/12/20	1.190	No Trade	No Trade	65.15%	50	Research	85	96	Research Defon Sell	12.91%	17.81%	B	3		
2024/12/23	1.212	No Trade	No Trade	75.79%	50	Research	85	98	Research Defon Sell	15.01%	27.90%	B	4		
2024/12/27	1.196	No Trade	No Trade	68.04%	50	Research	85	97	Research Defon Sell	13.48%	28.17%	B	4		
2024/12/30	1.202	No Trade	No Trade	70.67%	50	Research	85	97	Research Defon Sell	14.00%	28.80%	B	3		
2025/01/02	1.226	No Trade	No Trade	82.35%	50	Research	85	99	Research Defon Sell	16.31%	33.95%	A	3		
2025/01/03	1.229	No Trade	No Trade	83.55%	50	Research	85	99	Research Defon Sell	16.55%	29.62%	A	6		
2025/01/06	1.177	No Trade	No Trade	58.79%	50	Research	85	95	Research Defon Sell	11.65%	25.95%	B	4		
2025/01/07	1.201	No Trade	No Trade	69.97%	50	Research	85	97	Research Defon Sell	13.86%	27.04%	B	1		
2025/01/08	1.220	No Trade	No Trade	79.34%	50	Research	85	99	Research Defon Sell	15.72%	29.94%	B	0		
2025/01/09	1.194	No Trade	No Trade	66.61%	50	Research	85	97	Research Defon Sell	13.20%	18.99%	B	0		
2025/01/10	1.171	No Trade	No Trade	55.82%	30	Research	85	95	Research Defon Sell	11.06%	20.38%	C	-2		
2025/01/13	1.154	No Trade	No Trade	47.24%	0	Research	85	0	Absolutely no Trade	9.36%	18.31%	C	-5		
2025/01/14	1.166	No Trade	No Trade	52.99%	0	Research	85	0	Absolutely no Trade	10.50%	17.52%	C	-9		
2025/01/15	1.184	No Trade	No Trade	61.80%	50	Research	85	96	Research Defon Sell	12.24%	22.04%	B	-14		
2025/01/16	1.211	No Trade	No Trade	74.70%	50	Research	85	98	Research Defon Sell	14.80%	21.24%	B	-16		
2025/01/17	1.207	No Trade	No Trade	72.66%	50	Research	85	98	Research Defon Sell	14.39%	17.81%	B	-17		
2025/01/20	1.190	No Trade	No Trade	64.25%	50	Research	85	96	Research Defon Sell	12.73%	16.78%	B	-17		
2025/01/21	1.204	No Trade	No Trade	71.06%	50	Research	85	97	Research Defon Sell	14.08%	20.45%	B	-15		
2025/01/22	1.184	No Trade	No Trade	61.59%	50	Research	85	96	Research Defon Sell	12.20%	18.45%	B	-16		
2025/01/23	1.199	No Trade	No Trade	68.64%	50	Research	85	97	Research Defon Sell	13.60%	24.76%	B	-15		
2025/01/24	1.203	No Trade	No Trade	70.44%	50	Research	85	97	Research Defon Sell	13.96%	26.57%	B	-15		
2025/01/27	1.207	No Trade	No Trade	72.30%	50	Research	85	98	Research Defon Sell	14.32%	24.31%	B	-15		
2025/01/28	1.188	No Trade	No Trade	63.51%	50	Research	85	96	Research Defon Sell	12.58%	19.27%	B	-15		
2025/01/29	1.192	No Trade	No Trade	65.24%	50	Research	85	96	Research Defon Sell	12.92%	14.52%	C	-17		
2025/01/30	1.169	No Trade	No Trade	53.96%	30	Research	85	95	Research Defon Sell	10.69%	13.33%	C	-18		
2025/01/31	1.171	No Trade	No Trade	54.87%	30	Research	85	95	Research Defon Sell	10.87%	12.77%	C	-20		
2025/02/03	1.178	No Trade	No Trade	58.18%	50	Research	85	95	Research Defon Sell	11.52%	12.85%	C	-22		
2025/02/04	1.147	No Trade	No Trade	43.62%	0	Research	85	0	Absolutely no Trade	8.64%	11.04%	C	-23		
2025/02/05	1.152	No Trade	No Trade	46.03%	0	Research	85	0	Absolutely no Trade	9.12%	11.38%	C	-24		
2025/02/06	1.146	No Trade	No Trade	43.01%	0	Research	85	0	Absolutely no Trade	8.52%	9.54%	C	-24		
2025/02/07	1.165	No Trade	No Trade	52.19%	0	Research	85	0	Absolutely no Trade	10.34%	8.28%	C	-28		
2025/02/10	1.150	No Trade	No Trade	44.95%	30	Research	85	0	Absolutely no Trade	8.90%	8.75%	C	-31		
2025/02/11	1.153	No Trade	No Trade	46.23%	30	Research	85	0	Absolutely no Trade	9.16%	10.54%	C	-33		
2025/02/12	1.139	No Trade	No Trade	39.49%	30	Research	85	0	Absolutely no Trade	7.82%	12.90%	C	-35		
2025/02/13	1.133	No Trade	No Trade	36.49%	30	Research	85	0	Absolutely no Trade	7.23%	10.51%	C	-36		
2025/02/14	1.118	No Trade	No Trade	29.13%	0	Absolutely No	0	0	Absolutely no Trade	5.77%	8.52%	C	-37		
2025/02/17	1.133	No Trade	No Trade	36.61%	30	Research	85	0	Absolutely no Trade	7.25%	12.07%	C	-37		
2025/02/18	1.126	No Trade	No Trade	33.01%	30	Research	85	0	Absolutely no Trade	6.54%	10.40%	C	-37		



Date	9 day	9 vs 21 day	33 day
2024/12/30	Buy_9day	Buy 9 vs 21	Buy 33_Day
2025/01/02	Buy_9day	Buy 9 vs 21	Buy 33_Day
2025/01/03	Buy_9day	Buy 9 vs 21	Buy 33_Day
2025/01/06	Sell_9day	Buy 9 vs 21	Sell 33_Day
2025/01/07	Sell_9day	Buy 9 vs 21	Buy 33_Day
2025/01/08	Buy_9day	Buy 9 vs 21	Buy 33_Day
2025/01/09	Sell_9day	Buy 9 vs 21	Buy 33_Day
2025/01/10	Sell_9day	Buy 9 vs 21	Sell 33_Day
2025/01/13	Sell_9day	Buy 9 vs 21	Sell 33_Day
2025/01/14	Sell_9day	Sell 9 vs 21	Sell 33_Day
2025/01/15	Sell_9day	Sell 9 vs 21	Sell 33_Day
2025/01/16	Buy_9day	Sell 9 vs 21	Buy 33_Day
2025/01/17	Buy_9day	Sell 9 vs 21	Buy 33_Day
2025/01/20	Buy_9day	Sell 9 vs 21	Sell 33_Day
2025/01/21	Buy_9day	Sell 9 vs 21	Buy 33_Day
2025/01/22	Sell_9day	Sell 9 vs 21	Sell 33_Day
2025/01/23	Buy_9day	Sell 9 vs 21	Buy 33_Day
2025/01/24	Buy_9day	Sell 9 vs 21	Buy 33_Day
2025/01/27	Buy_9day	Buy 9 vs 21	Buy 33_Day
2025/01/28	Sell_9day	Buy 9 vs 21	Sell 33_Day
2025/01/29	Sell_9day	Buy 9 vs 21	Sell 33_Day
2025/01/30	Sell_9day	Sell 9 vs 21	Sell 33_Day
2025/01/31	Sell_9day	Sell 9 vs 21	Sell 33_Day
2025/02/03	Sell_9day	Sell 9 vs 21	Sell 33_Day
2025/02/04	Sell_9day	Sell 9 vs 21	Sell 33_Day
2025/02/05	Sell_9day	Sell 9 vs 21	Sell 33_Day
2025/02/06	Sell_9day	Sell 9 vs 21	Sell 33_Day
2025/02/07	Sell_9day	Sell 9 vs 21	Sell 33_Day
2025/02/10	Sell_9day	Sell 9 vs 21	Sell 33_Day
2025/02/11	Sell_9day	Sell 9 vs 21	Sell 33_Day
2025/02/12	Sell_9day	Sell 9 vs 21	Sell 33_Day
2025/02/13	Sell_9day	Sell 9 vs 21	Sell 33_Day
2025/02/14	Sell_9day	Sell 9 vs 21	Sell 33_Day
2025/02/17	Sell_9day	Sell 9 vs 21	Sell 33_Day
2025/02/18	Sell_9day	Sell 9 vs 21	Sell 33_Day

Strategy Universe

Euro_Automobiles & Parts_Pairs

Ascendant guidance

Trade

Strategy_Open Date

2025/01/10

Caterpillar Guidance

Trade

CON.ETR

21 per. Mov. Avg. (CON.ETR)

Linear (CON.ETR)

MBG.ETR

21 per. Mov. Avg. (MBG.ETR)

Linear (MBG.ETR)

(+) : Mom Days

0

(-) : Mom Days

0

Guided : Factor

9 vs 21 day

324_Buy Guidance

0.0%

324_Sell Guidance

90.7%

Mom_75 (days)

10.4%

9 vs 21 day

-2.08%

Price vs 9 day

-1.28%

S
e
l
l

HLN.LSE

Haleon Plc

Consumer Staples

Personal & Household Goods

United Kingdom

Market Cap : (B)

34 430

ULVR.LSE

Unilever Plc

Consumer Staples

Personal & Household Goods

United Kingdom

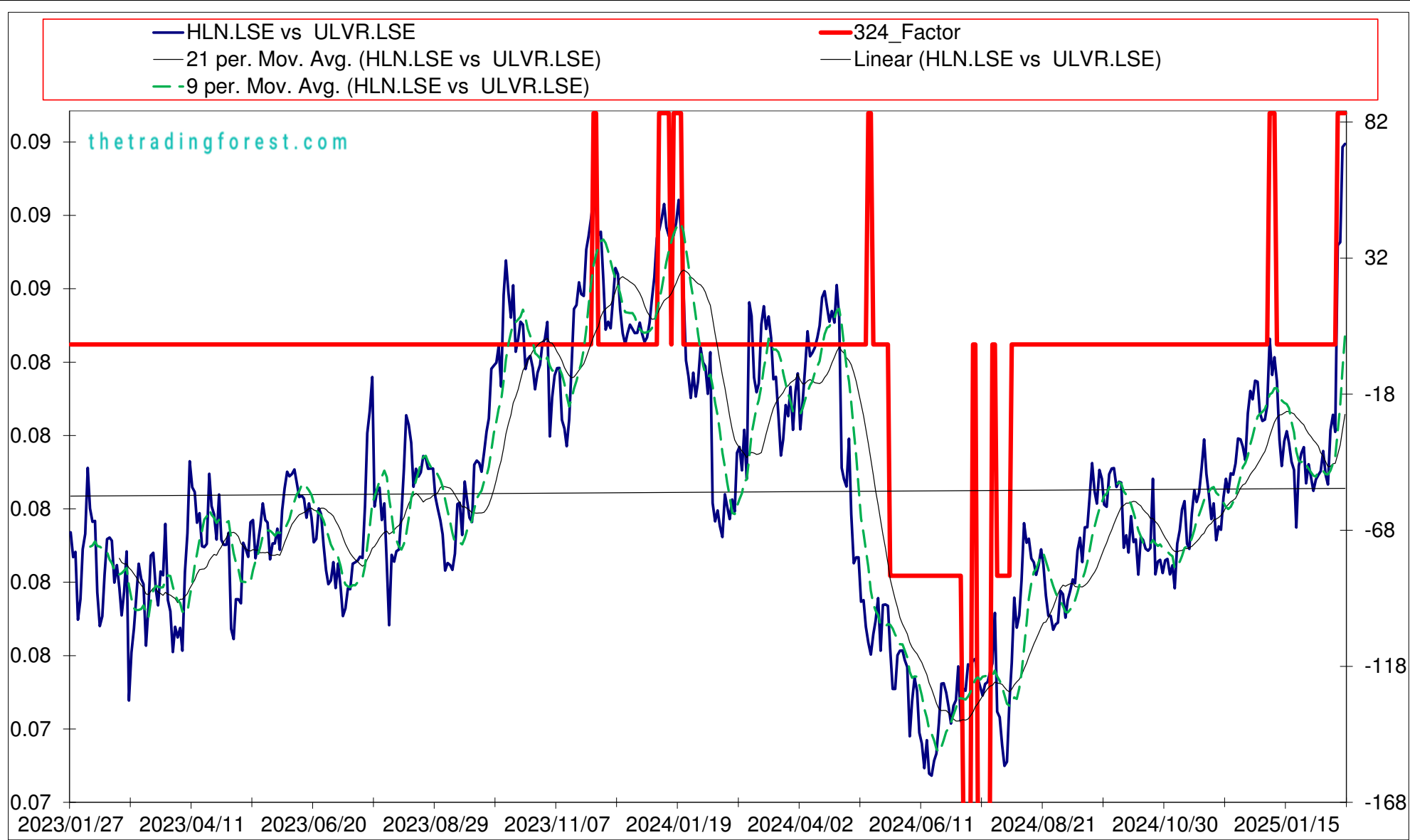
Market Cap : (B)

116 153

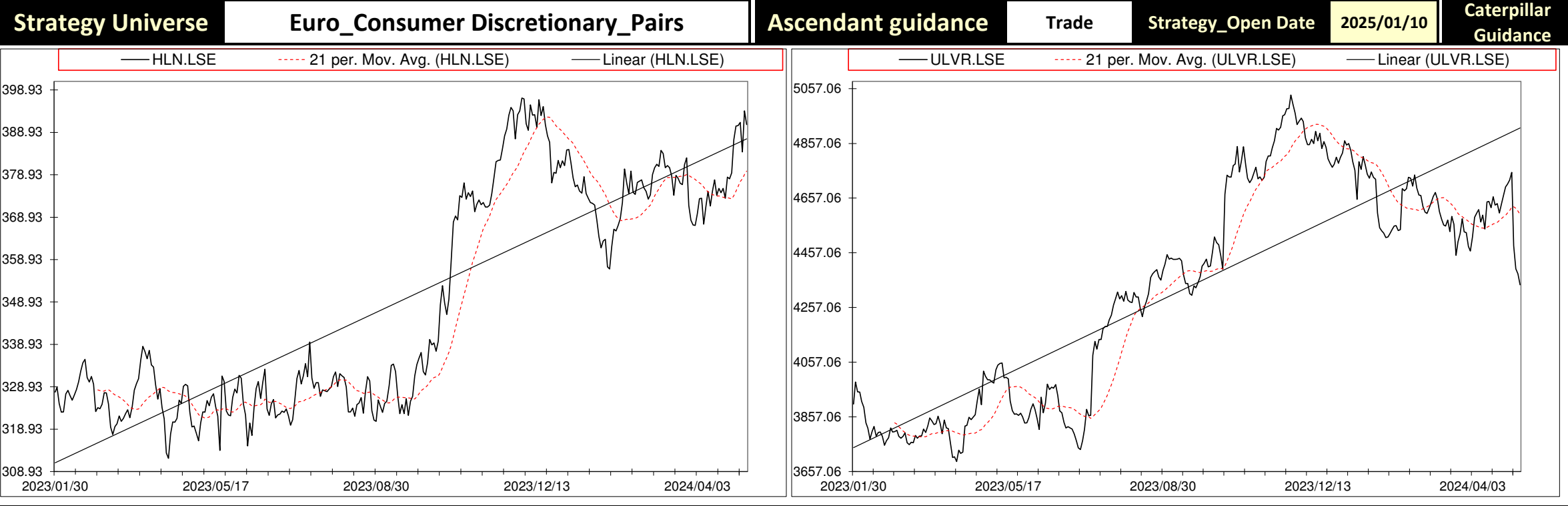
Follow the " 3day to 5day waiting period " before entering the trade : understand the Graph, Trend and Variables

Plan your enrty levels. Focus on the process not the outcome. Expect further short-term deviation from the trade signal. "Patience"

-1.873														-12.713		6.788	
Date	Price or Relative Price	Short_Term_ Radar	Medium_ Term_Radar	Caterpillar_ %	Wise_ Owl(Rnk)	324_Factor	Factor_324	Defcon _Index	Defcon _Index_Trade	Margin of Safety	75_Day_Mom	Trade_Rating (Guidance)	Trendsum				
2024/12/18	0.083	No Trade	No Trade	73.02%	0	Absolutely No	0	96	Research Defon Sell	5.31%	6.99%	C	20				
2024/12/19	0.083	No Trade	No Trade	69.22%	30	Absolutely No	0	96	Research Defon Sell	5.03%	6.28%	C	22				
2024/12/20	0.084	No Trade	No Trade	78.29%	30	Absolutely No	0	96	Research Defon Sell	5.69%	7.08%	C	24				
2024/12/23	0.084	No Trade	No Trade	78.22%	30	Absolutely No	0	96	Research Defon Sell	5.69%	5.82%	C	27				
2024/12/27	0.083	No Trade	No Trade	64.38%	0	Absolutely No	0	95	Research Defon Sell	4.68%	4.30%	C	28				
2024/12/30	0.082	No Trade	No Trade	61.00%	0	Absolutely No	0	95	Research Defon Sell	4.44%	4.89%	C	28				
2025/01/02	0.083	Sell_Panda_ST	No Trade	62.17%	0	Absolutely No	0	95	Research Defon Sell	4.52%	3.69%	C	25				
2025/01/03	0.083	Sell_Panda_ST	No Trade	68.82%	0	Absolutely No	0	95	Research Defon Sell	5.01%	4.15%	C	20				
2025/01/06	0.085	No Trade	No Trade	100.00%	50	Research	85	97	Research Defon Sell	7.37%	5.37%	C	19				
2025/01/07	0.084	No Trade	No Trade	83.17%	50	Research	85	96	Research Defon Sell	6.13%	2.95%	C	19				
2025/01/08	0.084	No Trade	No Trade	91.66%	50	Research	85	97	Research Defon Sell	6.76%	4.54%	C	20				
2025/01/09	0.084	No Trade	No Trade	80.47%	30	Absolutely No	0	96	Research Defon Sell	5.93%	4.15%	C	21				
2025/01/10	0.082	No Trade	No Trade	53.39%	0	Absolutely No	0	94	Research Defon Sell	3.94%	1.01%	C	17				
2025/01/13	0.081	Sell_Panda_ST	Sell_Panda_ST	41.59%	0	Absolutely No	0	93	Research Defon Sell	3.07%	0.43%	C	15				
2025/01/14	0.082	Sell_Panda_ST	Sell_Panda_ST	53.46%	0	Absolutely No	0	94	Research Defon Sell	3.94%	2.16%	C	13				
2025/01/15	0.082	No Trade	No Trade	58.31%	0	Absolutely No	0	94	Research Defon Sell	4.30%	2.57%	C	11				
2025/01/16	0.082	No Trade	No Trade	52.80%	0	Absolutely No	0	94	Research Defon Sell	3.89%	1.04%	C	9				
2025/01/17	0.081	No Trade	No Trade	44.37%	0	Absolutely No	0	93	Research Defon Sell	3.27%	0.23%	C	4				
2025/01/20	0.081	No Trade	No Trade	41.03%	0	Absolutely No	0	93	Research Defon Sell	3.02%	-0.06%	C	-2				
2025/01/21	0.080	No Trade	No Trade	14.21%	0	Absolutely No	0	-91	Research Defcon Buy	1.05%	-1.37%	C	-7				
2025/01/22	0.081	No Trade	No Trade	43.33%	0	Absolutely No	0	93	Research Defon Sell	3.19%	0.53%	C	-12				
2025/01/23	0.082	No Trade	No Trade	49.39%	0	Absolutely No	0	94	Research Defon Sell	3.64%	0.99%	C	-14				
2025/01/24	0.082	No Trade	No Trade	52.46%	0	Absolutely No	0	94	Research Defon Sell	3.87%	3.47%	C	-14				
2025/01/27	0.081	No Trade	No Trade	35.95%	0	Absolutely No	0	93	Research Defon Sell	2.65%	1.78%	C	-15				
2025/01/28	0.081	No Trade	No Trade	45.18%	0	Absolutely No	0	93	Research Defon Sell	3.33%	3.05%	C	-16				
2025/01/29	0.081	No Trade	No Trade	38.91%	0	Absolutely No	0	93	Research Defon Sell	2.87%	1.31%	C	-18				
2025/01/30	0.081	No Trade	No Trade	33.04%	0	Absolutely No	0	93	Research Defon Sell	2.44%	1.76%	C	-21				
2025/01/31	0.081	No Trade	No Trade	38.49%	0	Absolutely No	0	93	Research Defon Sell	2.84%	2.06%	C	-21				
2025/02/03	0.081	No Trade	No Trade	41.25%	0	Absolutely No	0	93	Research Defon Sell	3.04%	3.47%	C	-23				
2025/02/04	0.081	No Trade	No Trade	43.14%	0	Absolutely No	0	93	Research Defon Sell	3.18%	2.27%	C	-23				
2025/02/05	0.082	No Trade	No Trade	52.88%	0	Absolutely No	0	94	Research Defon Sell	3.90%	3.06%	C	-24				
2025/02/06	0.081	No Trade	No Trade	41.61%	0	Absolutely No	0	93	Research Defon Sell	3.07%	2.53%	C	-21				
2025/02/07	0.081	No Trade	No Trade	37.42%	0	Absolutely No	0	93	Research Defon Sell	2.76%	2.28%	C	-19				
2025/02/10	0.082	No Trade	No Trade	63.60%	0	Absolutely No	0	94	Research Defon Sell	4.69%	4.07%	C	-15				
2025/02/11	0.083	No Trade	No Trade	70.98%	0	Absolutely No	0	95	Research Defon Sell	5.23%	2.16%	C	-11				
2025/02/12	0.082	No Trade	No Trade	63.11%	0	Absolutely No	0	94	Research Defon Sell	4.65%	4.96%	C	-9				
2025/02/13	0.087	No Trade	No Trade	100.00%	50	Research	85	99	Research Defon Sell	11.15%	10.96%	C	-7				
2025/02/14	0.087	No Trade	No Trade	100.00%	50	Research	85	99	Research Defon Sell	11.26%	11.00%	C	-2				
2025/02/17	0.090	No Trade	No Trade	100.00%	50	Research	85	100	Research Defon Sell	14.61%	14.81%	C	2				
2025/02/18	0.090	No Trade	No Trade	100.00%	50	Research	85	100	Research Defon Sell	14.74%	14.43%	C	5				



Date	9 day	9 vs 21 day	33 day
2024/12/30	Sell_9day	Buy 9 vs 21	Buy 33_Day
2025/01/02	Sell_9day	Buy 9 vs 21	Buy 33_Day
2025/01/03	Sell_9day	Buy 9 vs 21	Buy 33_Day
2025/01/06	Buy_9day	Buy 9 vs 21	Buy 33_Day
2025/01/07	Buy_9day	Buy 9 vs 21	Buy 33_Day
2025/01/08	Buy_9day	Buy 9 vs 21	Buy 33_Day
2025/01/09	Buy_9day	Buy 9 vs 21	Buy 33_Day
2025/01/10	Sell_9day	Buy 9 vs 21	Buy 33_Day
2025/01/13	Sell_9day	Buy 9 vs 21	Sell 33_Day
2025/01/14	Sell_9day	Buy 9 vs 21	Buy 33_Day
2025/01/15	Sell_9day	Buy 9 vs 21	Buy 33_Day
2025/01/16	Sell_9day	Buy 9 vs 21	Sell 33_Day
2025/01/17	Sell_9day	Sell 9 vs 21	Sell 33_Day
2025/01/20	Sell_9day	Sell 9 vs 21	Sell 33_Day
2025/01/21	Sell_9day	Sell 9 vs 21	Sell 33_Day
2025/01/22	Sell_9day	Sell 9 vs 21	Sell 33_Day
2025/01/23	Buy_9day	Sell 9 vs 21	Sell 33_Day
2025/01/24	Buy_9day	Sell 9 vs 21	Sell 33_Day
2025/01/27	Sell_9day	Sell 9 vs 21	Sell 33_Day
2025/01/28	Buy_9day	Sell 9 vs 21	Sell 33_Day
2025/01/29	Sell_9day	Sell 9 vs 21	Sell 33_Day
2025/01/30	Sell_9day	Sell 9 vs 21	Sell 33_Day
2025/01/31	Sell_9day	Sell 9 vs 21	Sell 33_Day
2025/02/03	Sell_9day	Sell 9 vs 21	Sell 33_Day
2025/02/04	Buy_9day	Sell 9 vs 21	Sell 33_Day
2025/02/05	Buy_9day	Sell 9 vs 21	Sell 33_Day
2025/02/06	Sell_9day	Sell 9 vs 21	Sell 33_Day
2025/02/07	Sell_9day	Sell 9 vs 21	Sell 33_Day
2025/02/10	Buy_9day	Sell 9 vs 21	Buy 33_Day
2025/02/11	Buy_9day	Buy 9 vs 21	Buy 33_Day
2025/02/12	Buy_9day	Buy 9 vs 21	Buy 33_Day
2025/02/13	Buy_9day	Buy 9 vs 21	Buy 33_Day
2025/02/14	Buy_9day	Buy 9 vs 21	Buy 33_Day
2025/02/17	Buy_9day	Buy 9 vs 21	Buy 33_Day
2025/02/18	Buy_9day	Buy 9 vs 21	Buy 33_Day



S
e
l
l

ARGX.BRU

Argen X Se

Health Care

Pharmaceuticals & Biotechnology

Belgium

Market Cap : (B)

35 170

RO.SWX

Roche Holding Ag

Health Care

Pharmaceuticals & Biotechnology

Switzerland

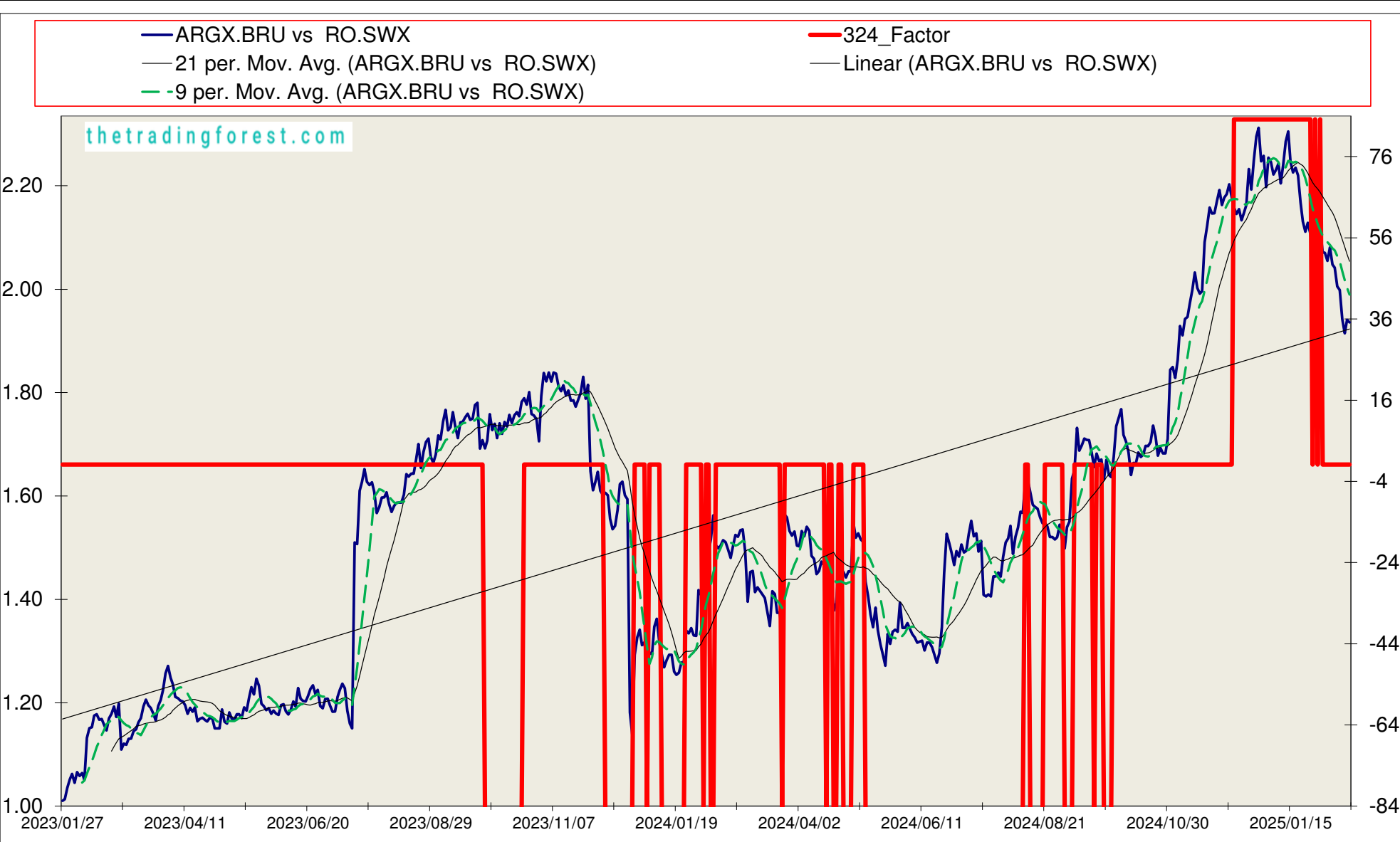
Market Cap : (B)

28 764

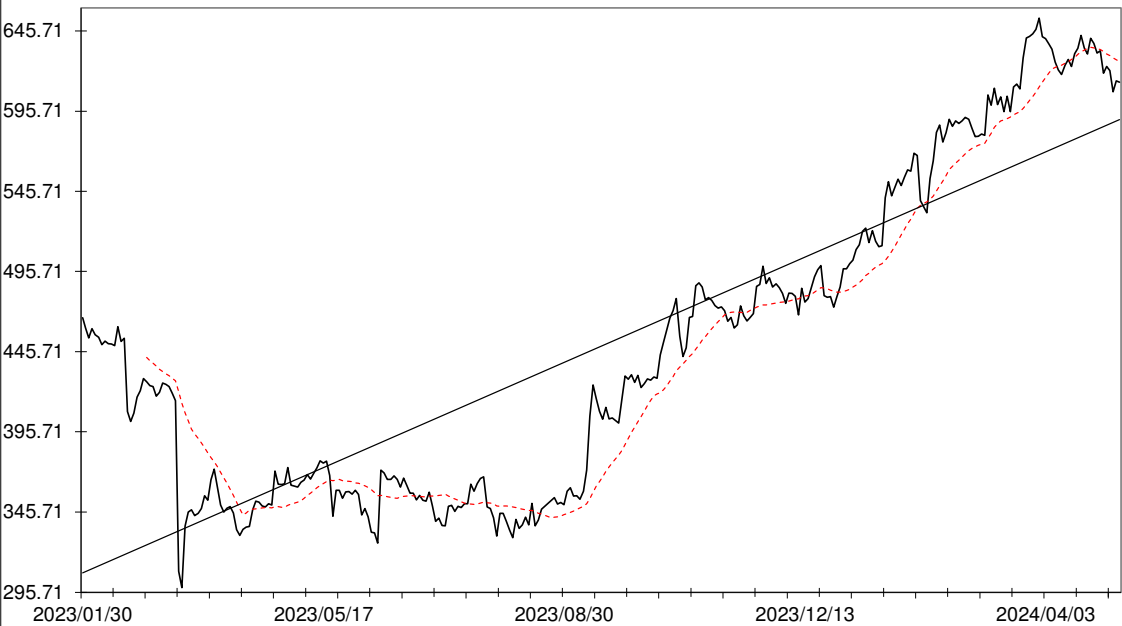
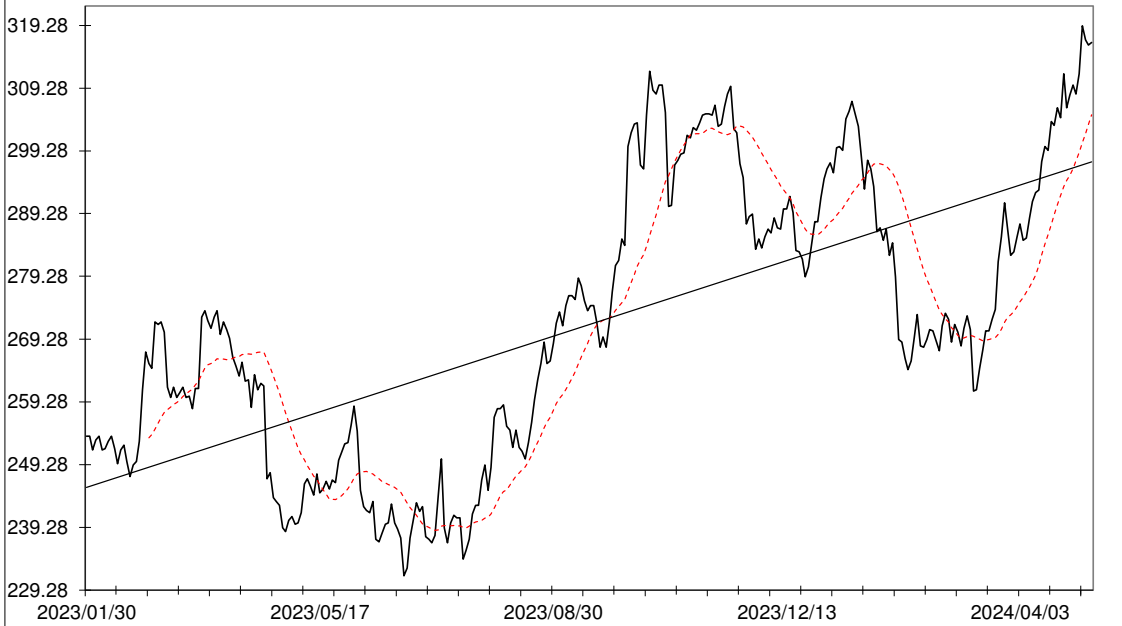
Follow the " 3day to 5day waiting period " before entering the trade : understand the Graph, Trend and Variables

Plan your enrty levels. Focus on the process not the outcome. Expect further short-term deviation from the trade signal. "Patience"

Date	Price or Relative Price	Short_Term_ Radar	Medium_ Term_Radar	Caterpillar_ %	Wise_ Owl(Rnk)	324_Factor	Factor_324	Defcon _Index	Defcon _Index_Trade	Margin of Safety	75_Day_Mom	Trade_Rating (Guidance)	Trendsum
2024/12/18	2.253	No Trade	No Trade	38.60%	50	Research	85	100	Research Defon Sell	17.89%	37.67%	A	16
2024/12/19	2.298	No Trade	No Trade	43.53%	50	Research	85	100	Research Defon Sell	20.18%	39.04%	A	18
2024/12/20	2.315	No Trade	No Trade	45.20%	50	Research	85	100	Research Defon Sell	20.95%	33.44%	A	20
2024/12/23	2.250	No Trade	No Trade	37.31%	50	Research	85	97	Research Defon Sell	17.29%	33.11%	B	22
2024/12/27	2.261	No Trade	No Trade	37.70%	50	Research	85	98	Research Defon Sell	17.47%	32.95%	B	22
2024/12/30	2.200	Sell_Panda_ST	Sell_Panda_ST	30.32%	50	Research	85	95	Research Defon Sell	14.05%	28.40%	B	22
2025/01/02	2.257	No Trade	No Trade	36.09%	50	Research	85	98	Research Defon Sell	16.73%	31.92%	B	19
2025/01/03	2.249	Sell_Panda_ST	No Trade	35.10%	50	Research	85	97	Research Defon Sell	16.20%	31.46%	B	15
2025/01/06	2.225	No Trade	No Trade	33.26%	50	Research	85	96	Research Defon Sell	14.69%	31.85%	B	11
2025/01/07	2.234	No Trade	No Trade	34.09%	50	Research	85	96	Research Defon Sell	15.05%	34.67%	B	8
2025/01/08	2.246	No Trade	No Trade	35.29%	50	Research	85	97	Research Defon Sell	15.59%	33.29%	B	6
2025/01/09	2.208	No Trade	No Trade	30.63%	50	Research	85	95	Research Defon Sell	13.53%	32.18%	B	4
2025/01/10	2.244	No Trade	No Trade	34.66%	50	Research	85	97	Research Defon Sell	15.31%	34.11%	B	2
2025/01/13	2.289	No Trade	No Trade	39.25%	50	Research	85	99	Research Defon Sell	17.33%	40.05%	B	4
2025/01/14	2.308	No Trade	No Trade	41.26%	50	Research	85	100	Research Defon Sell	18.22%	37.97%	A	5
2025/01/15	2.249	No Trade	No Trade	34.18%	50	Research	85	97	Research Defon Sell	15.09%	36.82%	B	5
2025/01/16	2.229	No Trade	No Trade	31.68%	50	Research	85	96	Research Defon Sell	13.99%	35.95%	B	5
2025/01/17	2.238	No Trade	No Trade	32.53%	50	Research	85	97	Research Defon Sell	14.37%	33.37%	B	4
2025/01/20	2.223	No Trade	No Trade	30.19%	50	Research	85	96	Research Defon Sell	13.33%	27.94%	B	2
2025/01/21	2.170	No Trade	No Trade	23.94%	0	Research	85	0	Absolutely no Trade	10.57%	23.75%	C	0
2025/01/22	2.134	No Trade	No Trade	19.53%	0	Research	85	0	Absolutely no Trade	8.63%	20.52%	C	-2
2025/01/23	2.114	No Trade	No Trade	17.06%	0	Research	85	0	Absolutely no Trade	7.54%	22.85%	C	-3
2025/01/24	2.131	No Trade	No Trade	18.82%	0	Research	85	0	Absolutely no Trade	8.31%	24.77%	C	-5
2025/01/27	2.110	No Trade	No Trade	15.85%	0	Research	85	0	Absolutely no Trade	7.00%	25.06%	C	-8
2025/01/28	2.079	No Trade	No Trade	12.05%	0	Absolutely No	0	0	Absolutely no Trade	5.32%	26.49%	C	-11
2025/01/29	2.110	No Trade	No Trade	15.40%	0	Research	85	0	Absolutely no Trade	6.80%	26.57%	C	-14
2025/01/30	2.089	No Trade	No Trade	12.84%	0	Absolutely No	0	0	Absolutely no Trade	5.67%	25.41%	C	-17
2025/01/31	2.119	No Trade	No Trade	16.14%	0	Research	85	0	Absolutely no Trade	7.13%	25.63%	C	-18
2025/02/03	2.074	No Trade	No Trade	10.46%	0	Absolutely No	0	0	Absolutely no Trade	4.62%	23.62%	C	-21
2025/02/04	2.073	No Trade	No Trade	10.09%	0	Absolutely No	0	0	Absolutely no Trade	4.46%	23.15%	C	-24
2025/02/05	2.058	No Trade	No Trade	8.19%	0	Absolutely No	0	0	Absolutely no Trade	3.62%	21.06%	C	-27
2025/02/06	2.084	No Trade	No Trade	10.95%	0	Absolutely No	0	0	Absolutely no Trade	4.84%	22.63%	C	-30
2025/02/07	2.051	No Trade	No Trade	7.01%	0	Absolutely No	0	0	Absolutely no Trade	3.10%	20.11%	C	-32
2025/02/10	2.045	No Trade	No Trade	5.78%	0	Absolutely No	0	0	Absolutely no Trade	2.55%	17.58%	C	-33
2025/02/11	2.008	No Trade	No Trade	1.51%	0	Absolutely No	0	0	Absolutely no Trade	0.66%	16.99%	C	-33
2025/02/12	2.001	No Trade	No Trade	0.52%	0	Absolutely No	0	0	Absolutely no Trade	0.23%	19.08%	C	-34
2025/02/13	1.945	No Trade	No Trade	12.26%	0	Absolutely No	0	0	Absolutely no Trade	-2.64%	14.71%	C	-37
2025/02/14	1.917	No Trade	No Trade	19.15%	0	Absolutely No	0	0	Absolutely no Trade	-4.12%	13.76%	C	-39
2025/02/17	1.944	No Trade	No Trade	14.06%	0	Absolutely No	0	0	Absolutely no Trade	-3.03%	15.33%	C	-41
2025/02/18	1.939	No Trade	No Trade	15.56%	0	Absolutely No	0	0	Absolutely no Trade	-3.35%	13.16%	C	-42



Date	9 day	9 vs 21 day	33 day
2024/12/30	Sell_9day	Buy 9 vs 21	Buy 33_Day
2025/01/02	Buy_9day	Buy 9 vs 21	Buy 33_Day
2025/01/03	Sell_9day	Buy 9 vs 21	Buy 33_Day
2025/01/06	Sell_9day	Buy 9 vs 21	Buy 33_Day
2025/01/07	Sell_9day	Buy 9 vs 21	Buy 33_Day
2025/01/08	Sell_9day	Buy 9 vs 21	Buy 33_Day
2025/01/09	Sell_9day	Buy 9 vs 21	Buy 33_Day
2025/01/10	Buy_9day	Buy 9 vs 21	Buy 33_Day
2025/01/13	Buy_9day	Buy 9 vs 21	Buy 33_Day
2025/01/14	Buy_9day	Buy 9 vs 21	Buy 33_Day
2025/01/15	Sell_9day	Buy 9 vs 21	Buy 33_Day
2025/01/16	Sell_9day	Buy 9 vs 21	Buy 33_Day
2025/01/17	Sell_9day	Buy 9 vs 21	Buy 33_Day
2025/01/20	Sell_9day	Buy 9 vs 21	Buy 33_Day
2025/01/21	Sell_9day	Sell 9 vs 21	Sell 33_Day
2025/01/22	Sell_9day	Sell 9 vs 21	Sell 33_Day
2025/01/23	Sell_9day	Sell 9 vs 21	Sell 33_Day
2025/01/24	Sell_9day	Sell 9 vs 21	Sell 33_Day
2025/01/27	Sell_9day	Sell 9 vs 21	Sell 33_Day
2025/01/28	Sell_9day	Sell 9 vs 21	Sell 33_Day
2025/01/29	Sell_9day	Sell 9 vs 21	Sell 33_Day
2025/01/30	Sell_9day	Sell 9 vs 21	Sell 33_Day
2025/01/31	Buy_9day	Sell 9 vs 21	Sell 33_Day
2025/02/03	Sell_9day	Sell 9 vs 21	Sell 33_Day
2025/02/04	Sell_9day	Sell 9 vs 21	Sell 33_Day
2025/02/05	Sell_9day	Sell 9 vs 21	Sell 33_Day
2025/02/06	Sell_9day	Sell 9 vs 21	Sell 33_Day
2025/02/07	Sell_9day	Sell 9 vs 21	Sell 33_Day
2025/02/10	Sell_9day	Sell 9 vs 21	Sell 33_Day
2025/02/11	Sell_9day	Sell 9 vs 21	Sell 33_Day
2025/02/12	Sell_9day	Sell 9 vs 21	Sell 33_Day
2025/02/13	Sell_9day	Sell 9 vs 21	Sell 33_Day
2025/02/14	Sell_9day	Sell 9 vs 21	Sell 33_Day
2025/02/17	Sell_9day	Sell 9 vs 21	Sell 33_Day
2025/02/18	Sell_9day	Sell 9 vs 21	Sell 33_Day

Strategy Universe	Euro_Health_Care_Pairs	Ascendant guidance	Research	Strategy_Open Date	2025/01/24	Caterpillar Guidance	Trade	
<div><div><div>— ARGX.BRU</div><div>--- 21 per. Mov. Avg. (ARGX.BRU)</div><div>— Linear (ARGX.BRU)</div></div><div><div><div>— RO.SWX</div><div>--- 21 per. Mov. Avg. (RO.SWX)</div><div>— Linear (RO.SWX)</div></div></div></div>							(+) : Mom Days	0
							(-) : Mom Days	0
							Guided : Factor	9 vs 21 day
							324_Buy Guidance	27.1%
							324_Sell Guidance	0.0%
							Mom_75 (days)	13.2%
							9 vs 21 day	-3.12%
							Price vs 9 day	-2.71%