



Wednesday, 19 February 2025				Daily TradeGuidance							
Date	Code_A	Code_B	Strategy	Factor_324	Defcon_Index	Mom_75 (days)	Wise_Owl	Wise_Owl (Rnk)	Name of Instrument	Caterpillar_G uidence	Trade_Rating (Guidance)
2025/01/10	EL.PAR	GIVN.SWX	Pairs	170	96	34.60%	350	75	Essilor Luxottica Societe Anonyme _ vs _ Givaudan Sa	Trade	_ Sell
2025/01/10	ELE.MAD	VIE.PAR	Pairs	170	99	18.27%	370	90	Endesa S.A. _ vs _ Veolia Environnement S.A.	Trade	_ Sell
2025/01/10	FME.ETR	SN.LSE	Pairs	170	95	40.71%	370	90	Fresenius Medical Care _ vs _ Smith & Nephew Plc	Trade	_ Sell
2025/01/10	CON.ETR	EXV5.ETR	Relative	170	95	24.01%	370	90	Continental Ag vs iShares : Automobiles	Trade	_ Sell
2025/01/10	AIR.PAR	OR.PAR	Pairs	170	100	33.14%	370	90	Airbus Se _ vs _ L'Oréal	Trade	_ Sell
2025/01/10	ARGX.BRU	PHIA.AMS	Pairs	170	96	44.02%	370	90	Argen X Se _ vs _ Philips N.V. Koninklijke	Trade	_ Sell
2025/01/10	DTE.ETR	EOAN.ETR	Pairs	170	100	39.57%	350	75	Deutsche Telekom N Ag _ vs _ E. On Se	Trade	_ Sell
2025/01/10	DTE.ETR	TEL2-B.STO	Pairs	170	100	24.49%	350	75	Deutsche Telekom N Ag _ vs _ Tele2 Ab Ser. B	Trade	_ Sell
2025/01/10	ELE.MAD	SSE.LSE	Pairs	170	100	33.02%	400	100	Endesa S.A. _ vs _ SSE Plc	Trade	_ Sell
2024/12/30	FLTR.LSE	ISF.LSE	Relative	170	96	24.79%	320	60	Flutter Entertainment Plc _ vs _ Ftse 100 Index_ETF	Trade	_ Sell
2024/12/30	DTE.ETR	TELIA.STO	Pairs	170	96	16.91%	340	75	Deutsche Telekom N Ag _ vs _ Telia Company Ab	Trade	_ Sell
2024/12/30	ENI.MTA	TTE.PAR	Pairs	170	97	9.44%	350	75	Eni S.P.A. _ vs _ Total Energies Se	Trade	_ Sell
2024/12/30	OMU.LSE	SAMPO.HEL	Pairs	0	0	3.06%	0	0	Old Mutual Limited -Insurance _ vs _ Sampo Oyj Insurance	Trade	_ Buy
2024/12/30	AIR.PAR	ASML.AMS	Pairs	170	98	27.15%	350	75	Airbus Se _ vs _ Asml Holding	Trade	_ Sell
2024/12/30	AIR.PAR	DAI.ETR	Pairs	170	98	22.74%	360	75	Airbus Se _ vs _ Daimler Ag - Mercedes-Benz Grp Na O.N.	Trade	_ Sell
2024/12/30	AIR.PAR	MBG.ETR	Pairs	170	98	22.74%	360	75	Airbus Se _ vs _ Mercedes-Benz Group Ag	Trade	_ Sell
2024/12/30	ALV.ETR	BAYN.ETR	Pairs	170	97	45.07%	320	60	Allianz Se _ vs _ Bayer Aktiengesellschaft	Trade	_ Sell
2024/12/30	ARGX.BRU	AZN.LSE	Pairs	170	97	41.84%	370	90	Argen X Se _ vs _ Astrazeneca Plc	Trade	_ Sell
2024/12/30	ARGX.BRU	SAN.PAR	Pairs	170	0	35.22%	220	50	Argen X Se _ vs _ Sanofi Sa	Trade	_ Buy
2024/12/30	CPG.LSE	NESN.SWX	Pairs	170	97	26.98%	300	60	Compass Group Plc _ vs _ Nestle Sa	Trade	_ Sell

Wednesday, 19 February 2025				Daily TradeGuidance					 THE TRADINGFOREST thetradingforest.com		
Date	Code_A	Code_B	Strategy	Factor_324	Defcon_ Index	Mom_75 (days)	Wise_Owl	Wise_Owl (Rnk)	Name of Instrument	Caterpillar_ Guidance	Trade_Rating (Guidance)
2024/12/30	DTE.ETR	ENI.MTA	Pairs	85	0	14.89%	120	0	Deutsche Telekom N Ag _ vs _ Eni S.P.A.	Trade	_ Buy
2024/12/30	DTE.ETR	LIN.ETR	Pairs	170	99	13.06%	380	90	Deutsche Telekom N Ag _ vs _ Linde Plc	Trade	_ Sell
2024/12/30	DTE.ETR	TTE.PAR	Pairs	170	95	25.74%	320	60	Deutsche Telekom N Ag _ vs _ Total Energies Se	Trade	_ Sell
2024/12/30	MOWI.OSL	NESN.SWX	Pairs	85	0	23.01%	100	0	Mowi Asa _ vs _ Nestle Sa	Trade	_ Buy
2024/12/30	DTE.ETR	IBE.MAD	Pairs	0	96	9.16%	100	0	Deutsche Telekom N Ag _ vs _ Iberdrola S.A.	Trade	_ Sell
2024/12/30	DTE.ETR	TEL.OSL	Pairs	85	95	16.29%	220	50	Deutsche Telekom N Ag _ vs _ Telenor Asa	Trade	_ Sell
2024/12/30	NTGY.MAD	RED.MAD	Pairs	170	85	7.26%	340	75	Naturgy Energy Group _ vs _ Red Electrica Corporacion S.A.	Trade	_ Sell
2024/12/30	MOWI.OSL	EXH3.ETR	Relative	170	96	16.97%	300	60	Mowi Asa vs iShares :Food & Beverage	Trade	_ Sell
2024/12/30	AMS.MAD	BAYN.ETR	Pairs	170	97	50.85%	340	75	Amadeus It Group S.A. _ vs _ Bayer Aktiengesellschaft	Trade	_ Sell
2024/12/30	FME.ETR	MRK.ETR	Pairs	170	96	46.35%	340	75	Fresenius Medical Care _ vs _ Merck Kgaa	Trade	_ Sell
2024/12/30	CPG.LSE	EXH3.ETR	Relative	170	97	20.75%	320	60	Compass Group Plc vs iShares :Food & Beverage	Trade	_ Sell
2024/12/30	IHG.LSE	CSX5.LSE	Relative	170	99	26.56%	340	75	Intercontinental Hotels Group vs Euro SX50 Index	Trade	_ Sell
2024/12/30	SGE.LSE	CSX5.LSE	Relative	170	96	21.92%	350	75	Sage Group Plc vs Euro SX50 Index	Trade	_ Sell
2024/12/30	AD.AMS	BARN.SWX	Pairs	170	100	21.54%	400	100	Ahold Delhaize _ vs _ Barry Callebaut Ag	Trade	_ Sell
2024/12/30	ARGX.BRU	MRK.ETR	Pairs	170	98	47.96%	390	90	Argen X Se _ vs _ Merck Kgaa	Trade	_ Sell
2024/12/09	STAN.LSE	ISF.LSE	Relative	170	100	28.42%	350	75	Standard Chartered Plc _ vs _ Ftse 100 Index ETF	Trade	_ Sell
2024/12/09	AHT.LSE	ISF.LSE	Relative	170	96	20.18%	320	60	Ashtead Group Plc _ vs _ Ftse 100 Index ETF	Trade	_ Sell
2024/12/09	CPG.LSE	ISF.LSE	Relative	170	97	14.31%	320	60	Compass Group Plc _ vs _ Ftse 100 Index ETF	Trade	_ Sell
2024/12/09	BN.PAR	BNP.PAR	Pairs	0	0	7.95%	20	0	Danone Sa _ vs _ Bnp Paribas	Trade	_ Buy
2024/12/09	BN.PAR	VOW3.ETR	Pairs	85	0	20.14%	140	0	Danone Sa _ vs _ Volkswagen Non-Voting Pref Ag	Trade	_ Buy

# Guidance to understanding our "Proprietary Signals and Reports"



Our Trading Reports are comprehensive and detailed - visit our Educational Library of videos at "[TheTradingForest.com](https://www.thetradingforest.com)" [for premium members] for a detailed explanation of our approach to trading.

## Summary of our Analysis

### Contribution to the Trade Decision

#### Guided Factor

This places the time frame of the current trade into perspective - our leading indicators have brought this trade to your attention. You will be guided by the 9day vs 21day, 33 day and 66 day. **From a practical perspective once you see a "guided factor of either a 33 day or 66 day" you actually relax and plan your trade !**

#### Ascendant Guidance

There are two forms of "Risk" - **Uncertainty** and **Exposure** ! The Ascendant Guidance focuses on the uncertainty part of the trade. We recommend that until a trader understands their own risk tolerance level only trades with an Ascendant Guidance levels of **Trade** and or **Research** are considered.

#### Wise\_Owl (Rnk)

Focus on "**Wise\_Owl(Rnk)**" levels of closer to 90 & 100 - the "**Wise\_Owl(Rnk)**" needed to have a value of **90** and above at least within the last five to seven trading days of the "trade alert signal - panda signals".

#### Trade\_Rating Guidance

There is no substitute for **Quality** - only consider Trades with a "**Trade\_rating (Guidance)**" of **AA** & **AAA** within the last five to 7 trading days of the "**trade alert signal - panda signals**".

## Guidance to understanding our "Proprietary Signals and Reports"



Defcon\_Index



Get a decent understanding of the "**current form**" of the variable - how close are the values to either the minimum or maxim values. Be guided by the "**Defcon\_Index**". Values of **> 95 are recommended for Sell Signals** and Values of **<-95 are recommended for Buy signals**.

324\_Factor



Manipulate the "**odds in your favour**" - Search and Research the trades that have a 324\_Factor of **+170 for a sell signal** and **- 170 for a buy signal**.

Margin of Safety and  
75\_Day\_  
Mom



Reaching the pinnacle of any challenge is about "small margins" and making the correct informed decisions. The relationship between the "**Margin of Safety**" and "**75\_Day\_Mom**" allows us to review the trade from a performance and risk perspective.

Understanding the  
"short-term noise"



Is the current "**Trend**" still intact ? Or can we : be guided by the "**Trendsum**" to start analysing technical indicators. Look for a declining "**Trendsum**" for a **sell signal** and an increasing value of the "Trendsum" for a **buy signal**.

Let's talk about  
Technicals



Once you are confident that you have a decent understanding of all the variables, use the "**Guided\_Factor**" as a "compass" in finding your true north in selecting the timing of your open strategy by selecting appropriate **shorter-term technical indicators**.



**Conclusion** : We start our analysis, by trying to understand the trade with a **longer-term Technical Guidance** indicator and we plan our execution, using the **shorter-term Techninal Analysis indicators**.



# THE TRADING PYRAMID

## Path to Synergy in Your Trading



Summary of Contents

Name of Variable	Type of Variable	Decision Based / Contribution
Guided_Factor	Momentum : Variable	"Bigger Picture " - Gives the Trader a time perspective.
Ascendant Guidance	Risk : Variable	Don't attempt trades outside your Risk Tolerance levels.
Wise_Owl(Rnk)	Risk : Variable	Sum of the parts analysis - we have done the "maths" - Quality of the trade.
Trade_Rating Guidance	Momentum : Variable	Combining Risk and Momentum.
Caterpillar_Guidance	Quantitative Variable	Understanding the "Trend" of the price series variable.
Defcon_Index	Risk : Variable	Looking at the "bigger picture" in terms of the price performance over a longer-term perspective.
324_Factor	Quantitative Variable	Measuring the strength and direction of the price series.
Margin of Safety	Risk : Variable	Creating a "buffer in your trade".
75_Day Momentum	Risk : Variable	Undertanding the medium-term performance of the price series.
Trendsum	Quantitative Variable	How strong is the short-term trend ?
Let's talk Technicals	Technical Analysis	Plan your entry with the help of the "Guided_Factor" and Technical indicators of your choice.

## 14 STEP TRADING CHECKLIST

Ascendant Path

1

☐

Guided Factor

2

☐

Momentum Days

3

☐

The\_Wise\_Owl Rank

4

☐

Trade\_Rating Guidance

5

☐

CaterPillar\_Guidance

6

☐

Defon\_Index

7

☐

Defon\_Index\_Guidance

8

☐

Factor\_324

9

☐

324\_Factor\_Guidance

10

☐

75\_Day\_Momentum Value

11

☐

Trendsum

12

☐

Medium-Term Technical Indicators : 9day vs 21 day  
& 21day Moving Average

13

☐

Longer-Term Technical Indicators : 33 day & 66 day  
Moving Average

14

☐

## TRADING IS LIKE A GAME OF CARDS

We can't undo a previous trade,  
but we *can* aim to make the next trade better.





# ASCENDANT GUIDANCE



## CATERPILLAR\_GUIDANCE





S  
e  
l  
l

EL.PAR

Essilor Luxottica Societe Anonyme

Consumer Discretionary

Personal & Household Goods

France

Market Cap : (B)

107 196

GIVN.SWX

Givaudan Sa

Consumer Staples

Personal & Household Goods

Switzerland

Market Cap : (B)

36 291

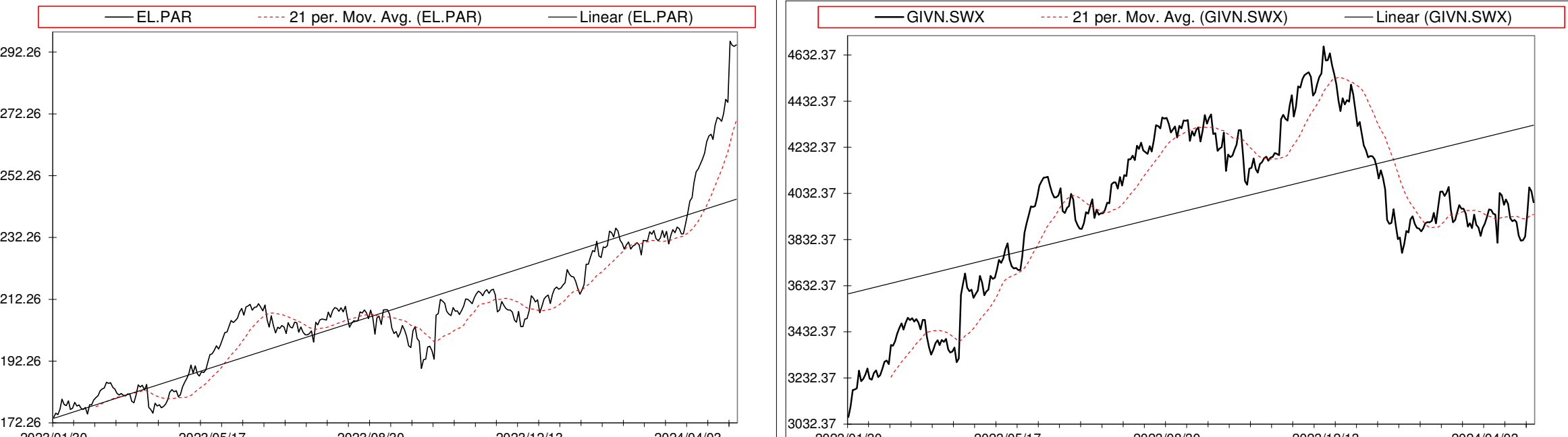
Follow the " 3day to 5day waiting period " before entering the trade : understand the Graph, Trend and Variables

Plan your enrtly levels. Focus on the process not the outcome. Expect further short-term deviation from the trade signal. "Patience"

-2.351												29.882		-12.708	
Date	Price or Relative Price	Short_Term_ Radar	Medium_ Term_Radar	Caterpillar_ %	Wise_ Owl(Rnk)	324_Factor	Factor_324	Defcon _Index	Defcon _Index_Trade	Margin of Safety	75_Day_Mom	Trade_Rating (Guidance)	Trendsum		
2024/12/18	0.059	No Trade	No Trade	18.65%	0	Absolutely No	0	95	Research Defon Sell	5.53%	24.15%	C	-21		
2024/12/19	0.059	No Trade	No Trade	20.77%	0	Absolutely No	0	95	Research Defon Sell	5.77%	25.33%	C	-18		
2024/12/20	0.059	No Trade	No Trade	18.79%	0	Absolutely No	0	94	Research Defon Sell	5.15%	25.50%	C	-15		
2024/12/23	0.059	No Trade	No Trade	17.21%	0	Absolutely No	0	94	Research Defon Sell	4.60%	25.51%	C	-13		
2024/12/27	0.059	No Trade	No Trade	19.95%	0	Absolutely No	0	94	Research Defon Sell	4.68%	27.37%	C	-11		
2024/12/30	0.059	No Trade	No Trade	18.08%	0	Absolutely No	0	94	Research Defon Sell	4.01%	27.47%	C	-11		
2025/01/02	0.059	No Trade	No Trade	21.46%	0	Absolutely No	0	94	Research Defon Sell	4.76%	28.74%	C	-10		
2025/01/03	0.058	No Trade	No Trade	15.72%	0	Absolutely No	0	93	Research Defon Sell	3.49%	27.78%	C	-10		
2025/01/06	0.060	No Trade	No Trade	27.85%	0	Absolutely No	0	96	Research Defon Sell	6.18%	32.34%	C	-10		
2025/01/07	0.060	No Trade	No Trade	29.54%	0	Absolutely No	0	96	Research Defon Sell	6.56%	30.89%	C	-9		
2025/01/08	0.060	No Trade	No Trade	29.93%	0	Absolutely No	0	96	Research Defon Sell	6.64%	29.24%	C	-6		
2025/01/09	0.060	No Trade	No Trade	26.23%	0	Absolutely No	0	95	Research Defon Sell	5.82%	32.44%	C	-4		
2025/01/10	0.060	No Trade	No Trade	30.56%	0	Absolutely No	0	96	Research Defon Sell	6.78%	34.60%	C	0		
2025/01/13	0.060	No Trade	No Trade	27.97%	0	Absolutely No	0	96	Research Defon Sell	6.21%	32.85%	C	5		
2025/01/14	0.061	No Trade	No Trade	32.63%	0	Absolutely No	0	97	Research Defon Sell	7.24%	37.56%	C	10		
2025/01/15	0.061	No Trade	No Trade	34.80%	0	Absolutely No	0	97	Research Defon Sell	7.72%	34.72%	C	13		
2025/01/16	0.062	No Trade	No Trade	39.43%	0	Absolutely No	0	98	Research Defon Sell	8.75%	33.02%	C	16		
2025/01/17	0.062	No Trade	No Trade	43.55%	0	Absolutely No	0	98	Research Defon Sell	9.67%	35.56%	C	19		
2025/01/20	0.062	No Trade	No Trade	40.97%	0	Absolutely No	0	98	Research Defon Sell	9.09%	34.23%	C	22		
2025/01/21	0.063	No Trade	No Trade	51.02%	0	Absolutely No	0	99	Research Defon Sell	11.32%	35.43%	C	24		
2025/01/22	0.064	No Trade	No Trade	59.82%	0	Absolutely No	0	100	Research Defon Sell	13.28%	39.24%	C	27		
2025/01/23	0.065	No Trade	No Trade	62.19%	50	Research	85	100	Research Defon Sell	13.80%	36.35%	A	31		
2025/01/24	0.067	No Trade	No Trade	81.86%	50	Research	85	100	Research Defon Sell	18.17%	38.61%	A	35		
2025/01/27	0.064	No Trade	No Trade	55.83%	50	Research	85	95	Research Defon Sell	12.39%	33.20%	B	38		
2025/01/28	0.064	No Trade	No Trade	60.67%	50	Research	85	96	Research Defon Sell	13.46%	33.38%	B	38		
2025/01/29	0.066	No Trade	No Trade	73.33%	50	Research	85	99	Research Defon Sell	16.27%	39.08%	B	37		
2025/01/30	0.066	No Trade	No Trade	73.71%	50	Research	85	99	Research Defon Sell	16.36%	37.05%	B	35		
2025/01/31	0.067	No Trade	No Trade	77.24%	50	Research	85	99	Research Defon Sell	17.14%	39.22%	A	33		
2025/02/03	0.067	No Trade	No Trade	81.64%	50	Research	85	100	Research Defon Sell	18.12%	38.82%	A	33		
2025/02/04	0.069	No Trade	No Trade	94.54%	60	Research	85	100	Research Defon Sell	20.58%	40.05%	A	33		
2025/02/05	0.069	No Trade	No Trade	100.00%	60	Research	85	100	Research Defon Sell	21.47%	38.61%	A	34		
2025/02/06	0.069	No Trade	No Trade	100.00%	60	Research	85	100	Research Defon Sell	21.53%	38.66%	A	35		
2025/02/07	0.070	No Trade	No Trade	100.00%	60	Research	85	100	Research Defon Sell	22.96%	38.18%	A	36		
2025/02/10	0.071	No Trade	No Trade	100.00%	60	Research	85	100	Research Defon Sell	24.64%	35.92%	A	39		
2025/02/11	0.072	No Trade	No Trade	100.00%	60	Research	85	100	Research Defon Sell	26.72%	38.51%	A	42		
2025/02/12	0.072	No Trade	No Trade	96.17%	60	Research	85	99	Research Defon Sell	25.70%	36.93%	A	44		
2025/02/13	0.075	No Trade	No Trade	100.00%	60	Research	85	100	Research Defon Sell	31.29%	43.30%	A	45		
2025/02/14	0.073	No Trade	No Trade	86.19%	60	Research	85	97	Research Defon Sell	26.97%	39.49%	B	45		
2025/02/17	0.073	No Trade	No Trade	86.96%	60	Research	85	97	Research Defon Sell	27.22%	40.94%	B	44		
2025/02/18	0.074	No Trade	No Trade	92.42%	60	Research	85	98	Research Defon Sell	28.92%	43.07%	B	43		



Date	9_day	9 vs 21_day	33_day
2024/12/30	Buy_9day	Buy 9 vs 21	Sell 33_Day
2025/01/02	Buy_9day	Buy 9 vs 21	Buy 33_Day
2025/01/03	Sell_9day	Buy 9 vs 21	Sell 33_Day
2025/01/06	Buy_9day	Buy 9 vs 21	Buy 33_Day
2025/01/07	Buy_9day	Buy 9 vs 21	Buy 33_Day
2025/01/08	Buy_9day	Buy 9 vs 21	Buy 33_Day
2025/01/09	Buy_9day	Buy 9 vs 21	Buy 33_Day
2025/01/10	Buy_9day	Buy 9 vs 21	Buy 33_Day
2025/01/13	Buy_9day	Buy 9 vs 21	Buy 33_Day
2025/01/14	Buy_9day	Buy 9 vs 21	Buy 33_Day
2025/01/15	Buy_9day	Buy 9 vs 21	Buy 33_Day
2025/01/16	Buy_9day	Buy 9 vs 21	Buy 33_Day
2025/01/17	Buy_9day	Buy 9 vs 21	Buy 33_Day
2025/01/20	Buy_9day	Buy 9 vs 21	Buy 33_Day
2025/01/21	Buy_9day	Buy 9 vs 21	Buy 33_Day
2025/01/22	Buy_9day	Buy 9 vs 21	Buy 33_Day
2025/01/23	Buy_9day	Buy 9 vs 21	Buy 33_Day
2025/01/24	Buy_9day	Buy 9 vs 21	Buy 33_Day
2025/01/27	Buy_9day	Buy 9 vs 21	Buy 33_Day
2025/01/28	Buy_9day	Buy 9 vs 21	Buy 33_Day
2025/01/29	Buy_9day	Buy 9 vs 21	Buy 33_Day
2025/01/30	Buy_9day	Buy 9 vs 21	Buy 33_Day
2025/01/31	Buy_9day	Buy 9 vs 21	Buy 33_Day
2025/02/03	Buy_9day	Buy 9 vs 21	Buy 33_Day
2025/02/04	Buy_9day	Buy 9 vs 21	Buy 33_Day
2025/02/05	Buy_9day	Buy 9 vs 21	Buy 33_Day
2025/02/06	Buy_9day	Buy 9 vs 21	Buy 33_Day
2025/02/07	Buy_9day	Buy 9 vs 21	Buy 33_Day
2025/02/10	Buy_9day	Buy 9 vs 21	Buy 33_Day
2025/02/11	Buy_9day	Buy 9 vs 21	Buy 33_Day
2025/02/12	Buy_9day	Buy 9 vs 21	Buy 33_Day
2025/02/13	Buy_9day	Buy 9 vs 21	Buy 33_Day
2025/02/14	Buy_9day	Buy 9 vs 21	Buy 33_Day
2025/02/17	Buy_9day	Buy 9 vs 21	Buy 33_Day
2025/02/18	Buy_9day	Buy 9 vs 21	Buy 33_Day

Strategy Universe		Euro_Consumer Discretionary_Pairs		Ascendant guidance		Trade	Strategy_Open Date	2025/01/10	Caterpillar Guidance	Trade	
<div><div><div>EL.PAR</div><div>21 per. Mov. Avg. (EL.PAR)</div><div>Linear (EL.PAR)</div></div><div><div>GIVN.SWX</div><div>21 per. Mov. Avg. (GIVN.SWX)</div><div>Linear (GIVN.SWX)</div></div></div> 		(+): Mom Days		88							
		(-): Mom Days		0							
		Guided: Factor		66 day							
		324_Buy Guidance		0.0%							
		324_Sell Guidance		98.3%							
		Mom_75 (days)		43.1%							
		9 vs 21 day		5.10%							
		Price vs 9 day		2.33%							

S  
e  
l  
l

ELE.MAD

Endesa S.A.

Utilities

Gas, Water & Multiutilities

Italy

Market Cap : (B)21 457

VIE.PAR

Veolia Environnement S.A.

Utilities

Gas, Water & Multiutilities

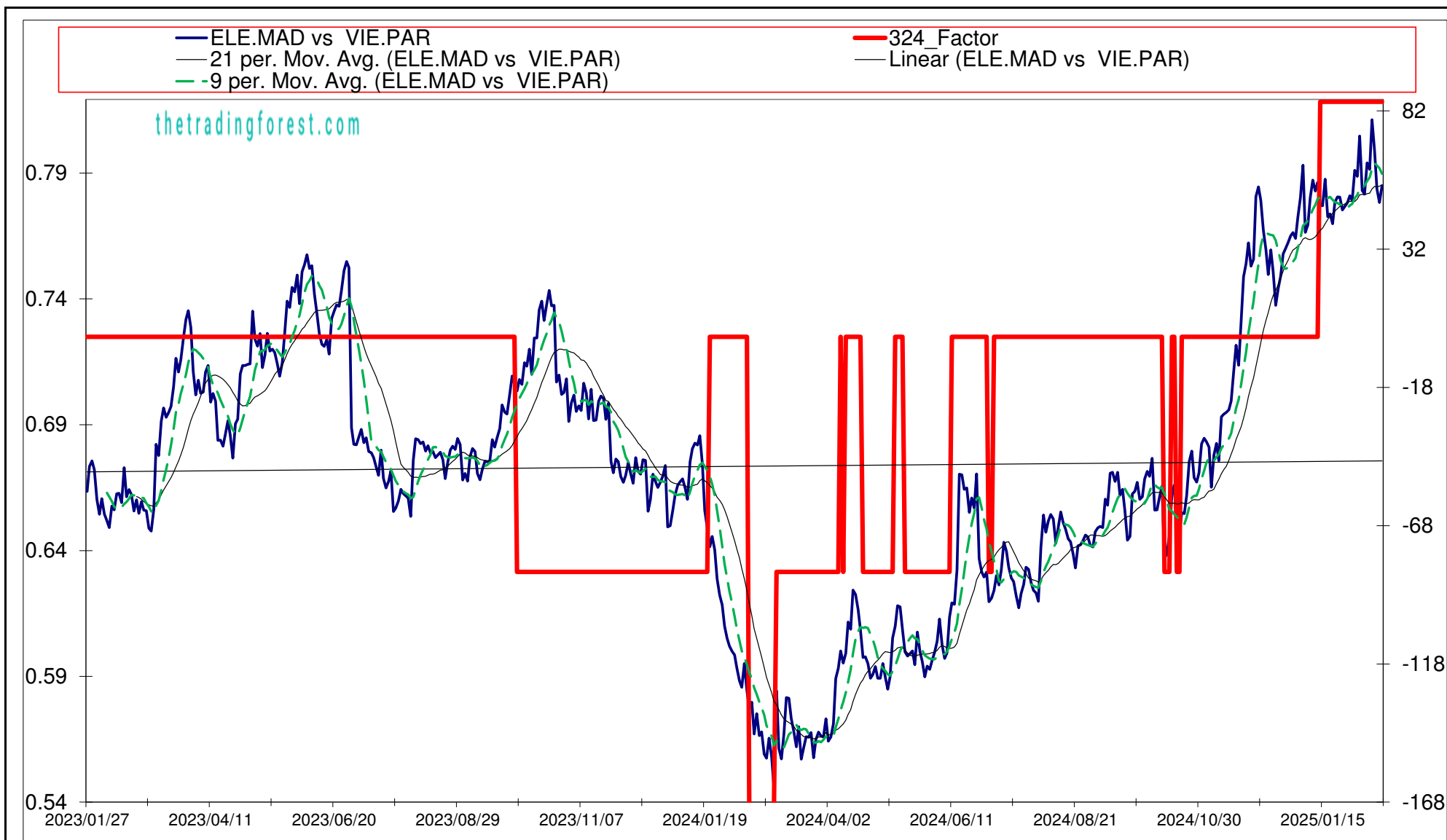
France

Market Cap : (B)20 330

Follow the " 3day to 5day waiting period " before entering the trade : understand the Graph, Trend and Variables

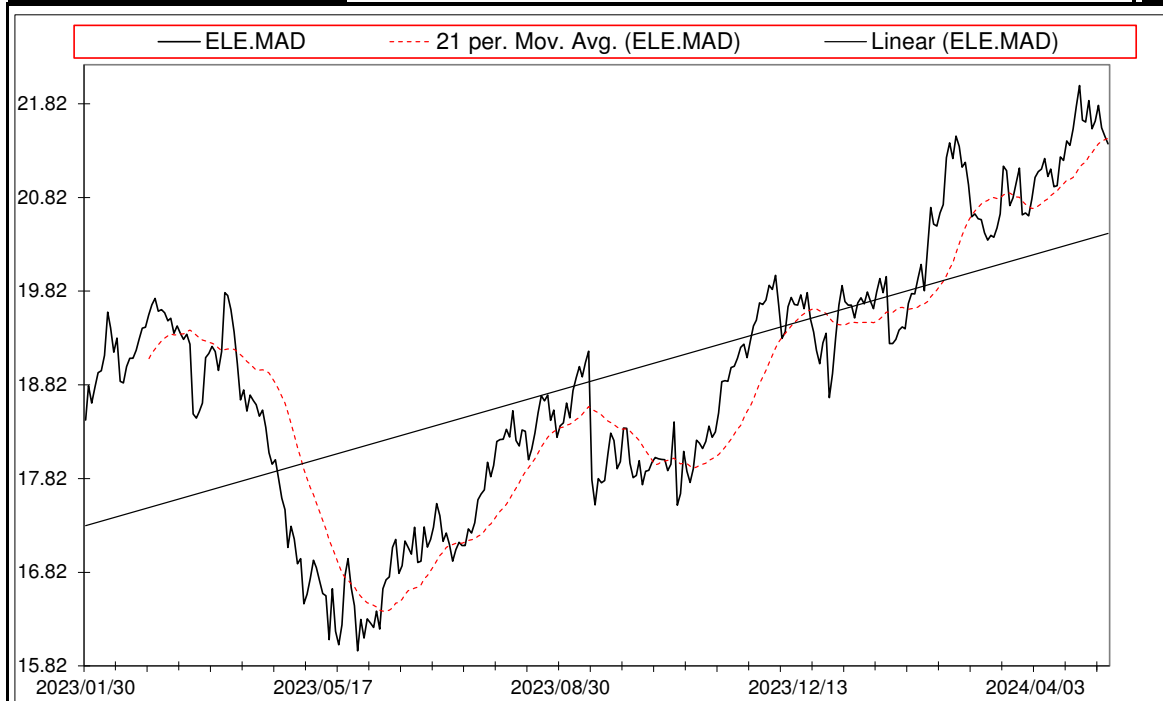
Plan your enrty levels. Focus on the process not the outcome. Expect further short-term deviation from the trade signal. "Patience"

-2.30943.633-18.898														
Date	Price or Relative Price	Short_Term_ Radar	Medium_ Term_Radar	Caterpillar_ %	Wise_ Owl(Rnk)	324_Factor	Factor_324	Defcon _Index	Defcon _Index_Trade	Margin of Safety	75_Day_Mom	Trade_Rating (Guidance)	Trendsum	
2024/12/18	0.756	No Trade	No Trade	24.45%	0	Absolutely No	0	97	Research Defon Sell	6.80%	17.16%	C	5	
2024/12/19	0.759	No Trade	No Trade	25.49%	0	Absolutely No	0	97	Research Defon Sell	7.09%	15.52%	C	7	
2024/12/20	0.762	No Trade	No Trade	26.71%	0	Absolutely No	0	98	Research Defon Sell	7.42%	16.35%	C	9	
2024/12/23	0.763	No Trade	No Trade	26.84%	0	Absolutely No	0	98	Research Defon Sell	7.46%	14.33%	C	11	
2024/12/27	0.761	No Trade	No Trade	25.05%	0	Absolutely No	0	97	Research Defon Sell	6.96%	13.92%	C	13	
2024/12/30	0.769	No Trade	No Trade	28.82%	0	Absolutely No	0	98	Research Defon Sell	8.01%	15.82%	C	15	
2025/01/02	0.777	No Trade	No Trade	32.21%	0	Absolutely No	0	99	Research Defon Sell	8.95%	16.35%	C	16	
2025/01/03	0.790	No Trade	No Trade	38.58%	0	Absolutely No	0	100	Research Defon Sell	10.72%	19.91%	C	18	
2025/01/06	0.763	No Trade	No Trade	24.62%	0	Absolutely No	0	97	Research Defon Sell	6.84%	15.45%	C	20	
2025/01/07	0.766	No Trade	No Trade	25.94%	0	Absolutely No	0	97	Research Defon Sell	7.21%	17.38%	C	20	
2025/01/08	0.777	No Trade	No Trade	31.19%	0	Absolutely No	0	98	Research Defon Sell	8.67%	21.23%	C	20	
2025/01/09	0.784	No Trade	No Trade	34.59%	0	Absolutely No	0	99	Research Defon Sell	9.61%	22.05%	C	19	
2025/01/10	0.779	No Trade	No Trade	32.22%	0	Absolutely No	0	99	Research Defon Sell	8.95%	18.27%	C	19	
2025/01/13	0.783	No Trade	No Trade	33.44%	0	Absolutely No	0	99	Research Defon Sell	9.29%	18.59%	C	18	
2025/01/14	0.774	No Trade	No Trade	28.72%	50	Research	85	98	Research Defon Sell	7.98%	16.60%	B	16	
2025/01/15	0.774	No Trade	No Trade	28.45%	50	Research	85	98	Research Defon Sell	7.91%	17.77%	B	14	
2025/01/16	0.784	No Trade	No Trade	33.60%	50	Research	85	99	Research Defon Sell	9.34%	19.19%	A	13	
2025/01/17	0.769	Sell_Panda_ST	No Trade	25.93%	50	Research	85	97	Research Defon Sell	7.21%	15.67%	B	12	
2025/01/20	0.770	Sell_Panda_ST	No Trade	25.99%	50	Research	85	98	Research Defon Sell	7.22%	15.30%	B	12	
2025/01/21	0.766	Sell_Panda_ST	Sell_Panda_ST	23.91%	50	Research	85	97	Research Defon Sell	6.65%	15.08%	B	12	
2025/01/22	0.775	No Trade	No Trade	28.02%	50	Research	85	98	Research Defon Sell	7.79%	15.12%	B	9	
2025/01/23	0.777	No Trade	No Trade	28.90%	50	Research	85	98	Research Defon Sell	8.03%	19.07%	B	6	
2025/01/24	0.777	No Trade	No Trade	28.67%	50	Research	85	98	Research Defon Sell	7.97%	19.03%	B	5	
2025/01/27	0.772	No Trade	No Trade	25.65%	50	Research	85	98	Research Defon Sell	7.13%	17.31%	B	4	
2025/01/28	0.773	No Trade	No Trade	26.21%	50	Research	85	98	Research Defon Sell	7.28%	16.80%	B	4	
2025/01/29	0.775	No Trade	No Trade	26.73%	50	Research	85	98	Research Defon Sell	7.43%	22.29%	B	2	
2025/01/30	0.777	No Trade	No Trade	29.15%	50	Research	85	98	Research Defon Sell	7.78%	22.36%	B	4	
2025/01/31	0.776	No Trade	No Trade	28.23%	50	Research	85	98	Research Defon Sell	7.48%	20.70%	B	7	
2025/02/03	0.788	No Trade	No Trade	41.68%	50	Research	85	100	Research Defon Sell	9.00%	19.56%	A	10	
2025/02/04	0.785	No Trade	No Trade	39.92%	50	Research	85	99	Research Defon Sell	8.62%	18.52%	A	13	
2025/02/05	0.801	No Trade	No Trade	51.32%	50	Research	85	100	Research Defon Sell	10.79%	24.42%	A	15	
2025/02/06	0.780	No Trade	No Trade	36.83%	50	Research	85	97	Research Defon Sell	7.74%	21.18%	B	15	
2025/02/07	0.778	No Trade	No Trade	35.77%	50	Research	85	97	Research Defon Sell	7.52%	19.44%	B	14	
2025/02/10	0.791	No Trade	No Trade	45.02%	50	Research	85	99	Research Defon Sell	9.08%	21.39%	B	15	
2025/02/11	0.788	No Trade	No Trade	43.03%	50	Research	85	98	Research Defon Sell	8.67%	19.69%	B	14	
2025/02/12	0.808	No Trade	No Trade	56.31%	50	Research	85	100	Research Defon Sell	11.35%	20.22%	A	16	
2025/02/13	0.795	No Trade	No Trade	47.63%	50	Research	85	98	Research Defon Sell	9.60%	17.64%	B	17	
2025/02/14	0.780	No Trade	No Trade	37.14%	50	Research	85	97	Research Defon Sell	7.49%	17.25%	B	18	
2025/02/17	0.775	Sell_Panda_ST	Sell_Panda_ST	32.72%	50	Research	85	96	Research Defon Sell	6.60%	16.74%	B	17	
2025/02/18	0.782	Sell_Panda_ST	Sell_Panda_ST	37.07%	50	Research	85	97	Research Defon Sell	7.47%	17.09%	B	13	



Date	9 day	9 vs 21 day	33 day
2025/01/02	Buy_9day	Buy 9 vs 21	Buy 33_Day
2025/01/03	Buy_9day	Buy 9 vs 21	Buy 33_Day
2025/01/06	Sell_9day	Buy 9 vs 21	Buy 33_Day
2025/01/07	Sell_9day	Buy 9 vs 21	Buy 33_Day
2025/01/08	Buy_9day	Buy 9 vs 21	Buy 33_Day
2025/01/09	Buy_9day	Buy 9 vs 21	Buy 33_Day
2025/01/10	Buy_9day	Buy 9 vs 21	Buy 33_Day
2025/01/13	Buy_9day	Buy 9 vs 21	Buy 33_Day
2025/01/14	Sell_9day	Buy 9 vs 21	Buy 33_Day
2025/01/15	Sell_9day	Buy 9 vs 21	Buy 33_Day
2025/01/16	Buy_9day	Buy 9 vs 21	Buy 33_Day
2025/01/17	Sell_9day	Buy 9 vs 21	Buy 33_Day
2025/01/20	Sell_9day	Buy 9 vs 21	Buy 33_Day
2025/01/21	Sell_9day	Buy 9 vs 21	Buy 33_Day
2025/01/22	Buy_9day	Buy 9 vs 21	Buy 33_Day
2025/01/23	Buy_9day	Buy 9 vs 21	Buy 33_Day
2025/01/24	Buy_9day	Buy 9 vs 21	Buy 33_Day
2025/01/27	Sell_9day	Buy 9 vs 21	Buy 33_Day
2025/01/28	Sell_9day	Sell 9 vs 21	Buy 33_Day
2025/01/29	Buy_9day	Sell 9 vs 21	Buy 33_Day
2025/01/30	Buy_9day	Sell 9 vs 21	Buy 33_Day
2025/01/31	Buy_9day	Sell 9 vs 21	Buy 33_Day
2025/02/03	Buy_9day	Buy 9 vs 21	Buy 33_Day
2025/02/04	Buy_9day	Buy 9 vs 21	Buy 33_Day
2025/02/05	Buy_9day	Buy 9 vs 21	Buy 33_Day
2025/02/06	Sell_9day	Buy 9 vs 21	Buy 33_Day
2025/02/07	Sell_9day	Buy 9 vs 21	Buy 33_Day
2025/02/10	Buy_9day	Buy 9 vs 21	Buy 33_Day
2025/02/11	Buy_9day	Buy 9 vs 21	Buy 33_Day
2025/02/12	Buy_9day	Buy 9 vs 21	Buy 33_Day
2025/02/13	Buy_9day	Buy 9 vs 21	Buy 33_Day
2025/02/14	Sell_9day	Buy 9 vs 21	Buy 33_Day
2025/02/17	Sell_9day	Buy 9 vs 21	Sell 33_Day
2025/02/18	Sell_9day	Buy 9 vs 21	Buy 33_Day

Strategy Universe	Euro_Utilities_Pairs	Ascendant guidance	Trade	Strategy_Open Date	2025/01/10	Caterpillar Guidance	Trade
-------------------	----------------------	--------------------	-------	--------------------	------------	----------------------	-------



(+) : Mom Days	82
(-) : Mom Days	0
Guided : Factor	66 day
324_Buy Guidance	0.0%
324_Sell Guidance	96.8%
Mom_75 (days)	17.1%
9 vs 21 day	0.56%
Price vs 9 day	-0.60%



S  
e  
i  
i

FME.ETR

Fresenius Medical Care

Health Care

Health Care Equipment & Services

Germany

Market Cap : (B)

12 397

SN.LSE

Smith & Nephew Plc

Health Care

Health Care

United Kingdom

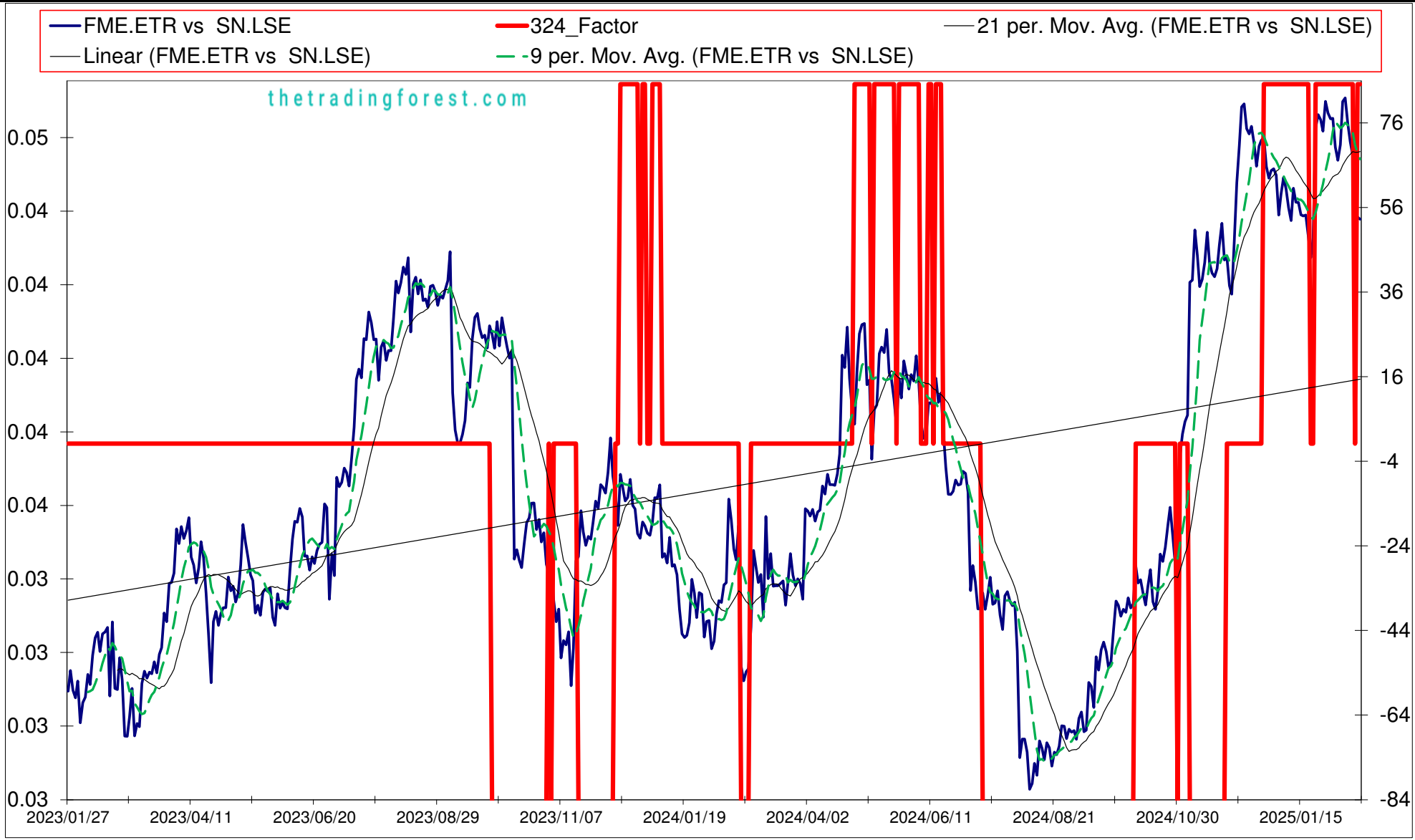
Market Cap : (B)

8 605

Follow the " 3day to 5day waiting period " before entering the trade : understand the Graph, Trend and Variables

Plan your enrty levels. Focus on the process not the outcome. Expect further short-term deviation from the trade signal. "Patience"

-2.29943.957-19.124														
Date	Price or Relative Price	Short_Term_ Radar	Medium_ Term_Radar	Caterpillar_ %	Wise_ Owl(Rnk)	324_Factor	Factor_324	Defcon _Index	Defcon _Index_Trade	Margin of Safety	75_Day_Mom	Trade_Rating (Guidance)	Trendsum	
2024/12/18	0.046	No Trade	No Trade	48.60%	50	Research	85	98	Research Defon Sell	14.99%	51.64%	B	-3	
2024/12/19	0.045	No Trade	No Trade	41.99%	50	Research	85	96	Research Defon Sell	12.95%	51.70%	B	-6	
2024/12/20	0.045	No Trade	No Trade	39.22%	50	Research	85	96	Research Defon Sell	12.10%	50.40%	B	-9	
2024/12/23	0.045	No Trade	No Trade	40.38%	50	Research	85	96	Research Defon Sell	12.46%	44.77%	B	-10	
2024/12/27	0.045	No Trade	No Trade	40.11%	50	Research	85	96	Research Defon Sell	12.37%	45.44%	B	-12	
2024/12/30	0.045	No Trade	No Trade	39.97%	50	Research	85	96	Research Defon Sell	11.78%	47.62%	B	-13	
2025/01/02	0.044	No Trade	No Trade	30.40%	0	Research	85	0	Absolutely no Trade	8.93%	37.82%	C	-15	
2025/01/03	0.044	No Trade	No Trade	34.99%	0	Research	85	0	Absolutely no Trade	10.29%	41.20%	C	-18	
2025/01/06	0.045	No Trade	No Trade	38.33%	50	Research	85	96	Research Defon Sell	11.27%	40.19%	B	-22	
2025/01/07	0.044	No Trade	No Trade	35.51%	50	Research	85	95	Research Defon Sell	10.44%	38.31%	B	-26	
2025/01/08	0.044	No Trade	No Trade	31.03%	0	Research	85	0	Absolutely no Trade	9.12%	37.82%	C	-30	
2025/01/09	0.044	No Trade	No Trade	27.91%	30	Research	85	0	Absolutely no Trade	8.20%	38.55%	C	-32	
2025/01/10	0.045	No Trade	No Trade	35.15%	50	Research	85	95	Research Defon Sell	10.33%	40.71%	B	-33	
2025/01/13	0.044	No Trade	No Trade	31.44%	30	Research	85	0	Absolutely no Trade	9.24%	35.81%	C	-32	
2025/01/14	0.044	No Trade	No Trade	31.23%	30	Research	85	0	Absolutely no Trade	9.18%	32.57%	C	-33	
2025/01/15	0.044	No Trade	No Trade	29.58%	30	Research	85	0	Absolutely no Trade	8.29%	31.99%	C	-33	
2025/01/16	0.044	No Trade	No Trade	30.45%	30	Research	85	0	Absolutely no Trade	8.16%	33.11%	C	-32	
2025/01/17	0.044	No Trade	No Trade	31.39%	30	Research	85	0	Absolutely no Trade	8.17%	32.42%	C	-32	
2025/01/20	0.043	No Trade	No Trade	25.38%	30	Research	85	0	Absolutely no Trade	6.61%	31.01%	C	-35	
2025/01/21	0.043	No Trade	No Trade	28.52%	0	Absolutely No	0	0	Absolutely no Trade	5.11%	27.70%	C	-38	
2025/01/22	0.043	No Trade	No Trade	35.53%	0	Absolutely No	0	0	Absolutely no Trade	6.37%	30.36%	C	-40	
2025/01/23	0.046	No Trade	No Trade	76.52%	50	Research	85	99	Research Defon Sell	13.71%	38.98%	B	-38	
2025/01/24	0.047	No Trade	No Trade	81.16%	50	Research	85	99	Research Defon Sell	14.55%	35.81%	A	-36	
2025/01/27	0.046	No Trade	No Trade	78.40%	50	Research	85	99	Research Defon Sell	14.05%	37.28%	A	-33	
2025/01/28	0.046	No Trade	No Trade	73.88%	50	Research	85	98	Research Defon Sell	13.24%	36.03%	B	-29	
2025/01/29	0.047	No Trade	No Trade	84.65%	50	Research	85	100	Research Defon Sell	15.17%	39.92%	A	-24	
2025/01/30	0.047	No Trade	No Trade	80.00%	50	Research	85	99	Research Defon Sell	14.34%	40.31%	A	-19	
2025/01/31	0.046	No Trade	No Trade	77.62%	50	Research	85	99	Research Defon Sell	13.91%	37.74%	B	-14	
2025/02/03	0.046	No Trade	No Trade	76.91%	50	Research	85	99	Research Defon Sell	13.79%	35.95%	A	-9	
2025/02/04	0.046	No Trade	No Trade	65.88%	50	Research	85	97	Research Defon Sell	11.81%	37.16%	B	-9	
2025/02/05	0.045	No Trade	No Trade	60.71%	50	Research	85	97	Research Defon Sell	10.88%	36.93%	B	-10	
2025/02/06	0.046	No Trade	No Trade	66.21%	50	Research	85	97	Research Defon Sell	11.87%	36.21%	B	-13	
2025/02/07	0.047	No Trade	No Trade	81.93%	50	Research	85	100	Research Defon Sell	14.68%	35.61%	A	-15	
2025/02/10	0.047	No Trade	No Trade	82.45%	50	Research	85	100	Research Defon Sell	14.78%	36.69%	A	-12	
2025/02/11	0.046	No Trade	No Trade	72.87%	50	Research	85	99	Research Defon Sell	13.06%	33.23%	B	-9	
2025/02/12	0.046	No Trade	No Trade	65.59%	50	Research	85	97	Research Defon Sell	11.76%	29.54%	B	-5	
2025/02/13	0.045	No Trade	No Trade	60.26%	50	Research	85	97	Research Defon Sell	10.80%	26.71%	B	-3	
2025/02/14	0.043	No Trade	No Trade	31.78%	0	Absolutely No	0	0	Absolutely no Trade	5.70%	23.45%	C	-5	
2025/02/17	0.044	No Trade	No Trade	36.38%	0	Research	85	0	Absolutely no Trade	6.52%	27.47%	C	-6	
2025/02/18	0.044	No Trade	No Trade	35.27%	0	Research	85	0	Absolutely no Trade	6.32%	35.73%	C	-8	



Date	9 day	9 vs 21 day	33 day
2024/12/30	Sell_9day	Buy 9 vs 21	Sell 33_Day
2025/01/02	Sell_9day	Buy 9 vs 21	Sell 33_Day
2025/01/03	Sell_9day	Sell 9 vs 21	Sell 33_Day
2025/01/06	Sell_9day	Sell 9 vs 21	Sell 33_Day
2025/01/07	Sell_9day	Sell 9 vs 21	Sell 33_Day
2025/01/08	Sell_9day	Sell 9 vs 21	Sell 33_Day
2025/01/09	Sell_9day	Sell 9 vs 21	Sell 33_Day
2025/01/10	Buy_9day	Sell 9 vs 21	Sell 33_Day
2025/01/13	Sell_9day	Sell 9 vs 21	Sell 33_Day
2025/01/14	Sell_9day	Sell 9 vs 21	Sell 33_Day
2025/01/15	Sell_9day	Sell 9 vs 21	Sell 33_Day
2025/01/16	Sell_9day	Sell 9 vs 21	Sell 33_Day
2025/01/17	Sell_9day	Sell 9 vs 21	Sell 33_Day
2025/01/20	Sell_9day	Sell 9 vs 21	Sell 33_Day
2025/01/21	Sell_9day	Sell 9 vs 21	Sell 33_Day
2025/01/22	Sell_9day	Sell 9 vs 21	Sell 33_Day
2025/01/23	Buy_9day	Sell 9 vs 21	Buy 33_Day
2025/01/24	Buy_9day	Sell 9 vs 21	Buy 33_Day
2025/01/27	Buy_9day	Sell 9 vs 21	Buy 33_Day
2025/01/28	Buy_9day	Buy 9 vs 21	Buy 33_Day
2025/01/29	Buy_9day	Buy 9 vs 21	Buy 33_Day
2025/01/30	Buy_9day	Buy 9 vs 21	Buy 33_Day
2025/01/31	Buy_9day	Buy 9 vs 21	Buy 33_Day
2025/02/03	Buy_9day	Buy 9 vs 21	Buy 33_Day
2025/02/04	Sell_9day	Buy 9 vs 21	Buy 33_Day
2025/02/05	Sell_9day	Buy 9 vs 21	Buy 33_Day
2025/02/06	Sell_9day	Buy 9 vs 21	Buy 33_Day
2025/02/07	Buy_9day	Buy 9 vs 21	Buy 33_Day
2025/02/10	Buy_9day	Buy 9 vs 21	Buy 33_Day
2025/02/11	Buy_9day	Buy 9 vs 21	Buy 33_Day
2025/02/12	Buy_9day	Buy 9 vs 21	Buy 33_Day
2025/02/13	Sell_9day	Buy 9 vs 21	Sell 33_Day
2025/02/14	Sell_9day	Buy 9 vs 21	Sell 33_Day
2025/02/17	Sell_9day	Sell 9 vs 21	Sell 33_Day
2025/02/18	Sell_9day	Sell 9 vs 21	Sell 33_Day

Strategy Universe	Euro_Health_Care_Pairs	Ascendant guidance	Trade	Strategy_Open Date	2025/01/10	Caterpillar Guidance	Trade
						(+) : Mom Days	0
						(-) : Mom Days	0
						Guided : Factor	9 vs 21 day
						324_Buy Guidance	0.0%
						324_Sell Guidance	93.0%
						Mom_75 (days)	35.7%
						9 vs 21 day	-0.46%
						Price vs 9 day	-3.61%

S  
e  
|  
|

CON.ETR

Continental Ag

Consumer Discretionary

Automobiles & Parts

Germany

Market Cap : (B)

12 364

EXV5.ETR

iShares : Automobiles : - (EUR Listing)

Europe ETF : Sector

ETF\_Europe\_

Europe

Market Cap : (B)

#VALUE!

Follow the " 3day to 5day waiting period " before entering the trade : understand the Graph, Trend and Variables

Plan your enrty levels. Focus on the process not the outcome. Expect further short-term deviation from the trade signal. "Patience"

-4.645														3.694		-0.795	
Date	Price or Relative Price	Short_Term_ Radar	Medium_ Term_Radar	Caterpillar_ %	Wise_ Owl(Rnk)	324_Factor	Factor_324	Defcon _Index	Defcon _Index_Trade	Margin of Safety	75_Day_Mom	Trade_Rating (Guidance)	Trendsum				
2024/12/18	1.301	No Trade	No Trade	56.13%	50	Research	85	96	Research Defon Sell	12.00%	16.52%	B	10				
2024/12/19	1.290	No Trade	No Trade	51.87%	30	Research	85	95	Research Defon Sell	11.09%	15.94%	C	8				
2024/12/20	1.278	No Trade	No Trade	46.95%	30	Research	85	94	Research Defon Sell	10.04%	14.60%	C	4				
2024/12/23	1.300	No Trade	No Trade	55.61%	50	Research	85	95	Research Defon Sell	11.89%	24.49%	B	0				
2024/12/27	1.283	No Trade	No Trade	48.57%	30	Research	85	94	Research Defon Sell	10.39%	25.37%	C	-4				
2024/12/30	1.289	No Trade	No Trade	50.95%	30	Research	85	95	Research Defon Sell	10.89%	26.24%	C	-8				
2025/01/02	1.305	No Trade	No Trade	57.52%	50	Research	85	96	Research Defon Sell	12.30%	29.87%	B	-10				
2025/01/03	1.317	No Trade	No Trade	62.41%	50	Research	85	97	Research Defon Sell	13.34%	26.49%	B	-8				
2025/01/06	1.274	No Trade	No Trade	45.05%	30	Research	85	94	Research Defon Sell	9.63%	23.36%	C	-8				
2025/01/07	1.290	No Trade	No Trade	51.17%	30	Research	85	95	Research Defon Sell	10.94%	22.87%	C	-9				
2025/01/08	1.301	No Trade	No Trade	55.56%	50	Research	85	96	Research Defon Sell	11.88%	24.36%	B	-10				
2025/01/09	1.282	No Trade	No Trade	48.08%	30	Research	85	94	Research Defon Sell	10.28%	18.79%	C	-10				
2025/01/10	1.297	No Trade	No Trade	54.08%	50	Research	85	95	Research Defon Sell	11.56%	24.01%	B	-11				
2025/01/13	1.298	No Trade	No Trade	54.49%	50	Research	85	95	Research Defon Sell	11.65%	23.08%	B	-12				
2025/01/14	1.302	No Trade	No Trade	56.11%	50	Research	85	96	Research Defon Sell	12.00%	22.05%	B	-12				
2025/01/15	1.316	No Trade	No Trade	61.70%	50	Research	85	97	Research Defon Sell	13.19%	25.01%	B	-13				
2025/01/16	1.323	No Trade	No Trade	64.51%	50	Research	85	97	Research Defon Sell	13.79%	20.41%	B	-12				
2025/01/17	1.305	No Trade	No Trade	57.13%	50	Research	85	96	Research Defon Sell	12.22%	14.13%	C	-9				
2025/01/20	1.297	No Trade	No Trade	53.91%	50	Research	85	95	Research Defon Sell	11.53%	13.91%	C	-6				
2025/01/21	1.315	No Trade	No Trade	60.95%	50	Research	85	97	Research Defon Sell	13.03%	17.25%	B	-3				
2025/01/22	1.298	No Trade	No Trade	54.13%	50	Research	85	95	Research Defon Sell	11.57%	14.91%	C	-2				
2025/01/23	1.312	No Trade	No Trade	59.71%	50	Research	85	96	Research Defon Sell	12.77%	20.88%	B	-2				
2025/01/24	1.322	No Trade	No Trade	63.90%	50	Research	85	97	Research Defon Sell	13.66%	22.76%	B	-2				
2025/01/27	1.336	No Trade	No Trade	69.38%	50	Research	85	98	Research Defon Sell	14.83%	22.70%	B	0				
2025/01/28	1.346	No Trade	No Trade	73.18%	50	Research	85	98	Research Defon Sell	15.65%	20.75%	B	2				
2025/01/29	1.349	No Trade	No Trade	74.55%	50	Research	85	98	Research Defon Sell	15.94%	14.90%	C	4				
2025/01/30	1.326	No Trade	No Trade	65.36%	50	Research	85	97	Research Defon Sell	13.98%	12.79%	C	7				
2025/01/31	1.310	No Trade	No Trade	58.88%	50	Research	85	96	Research Defon Sell	12.59%	12.57%	C	11				
2025/02/03	1.313	Sell_Panda_ST	No Trade	60.12%	50	Research	85	96	Research Defon Sell	12.86%	11.68%	C	14				
2025/02/04	1.260	Sell_Panda_ST	Sell_Panda_ST	38.73%	0	Research	85	0	Absolutely no Trade	8.28%	8.90%	C	13				
2025/02/05	1.264	No Trade	No Trade	40.20%	0	Research	85	0	Absolutely no Trade	8.60%	9.48%	C	11				
2025/02/06	1.263	No Trade	No Trade	39.70%	0	Research	85	0	Absolutely no Trade	8.49%	8.02%	C	7				
2025/02/07	1.286	No Trade	No Trade	49.20%	30	Research	85	94	Research Defon Sell	10.52%	6.53%	C	2				
2025/02/10	1.278	No Trade	No Trade	45.88%	0	Research	85	0	Absolutely no Trade	9.81%	7.55%	C	-1				
2025/02/11	1.263	No Trade	No Trade	39.72%	0	Research	85	0	Absolutely no Trade	8.49%	8.04%	C	-3				
2025/02/12	1.265	No Trade	No Trade	40.49%	0	Research	85	0	Absolutely no Trade	8.66%	10.83%	C	-4				
2025/02/13	1.231	No Trade	No Trade	26.81%	0	Absolutely No	0	0	Absolutely no Trade	5.73%	7.44%	C	-4				
2025/02/14	1.244	No Trade	No Trade	32.03%	0	Research	85	0	Absolutely no Trade	6.85%	8.53%	C	-4				
2025/02/17	1.256	No Trade	No Trade	36.93%	0	Research	85	0	Absolutely no Trade	7.90%	11.19%	C	-7				
2025/02/18	1.261	No Trade	No Trade	38.61%	0	Research	85	0	Absolutely no Trade	8.26%	10.83%	C	-9				





S  
e  
|  
|

AIR.PAR

Airbus Se

Industrials

Industrial Goods & Services

France

Market Cap : (B)

109 041

OR.PAR

L'Oréal

Consumer Staples

Personal & Household Goods

France

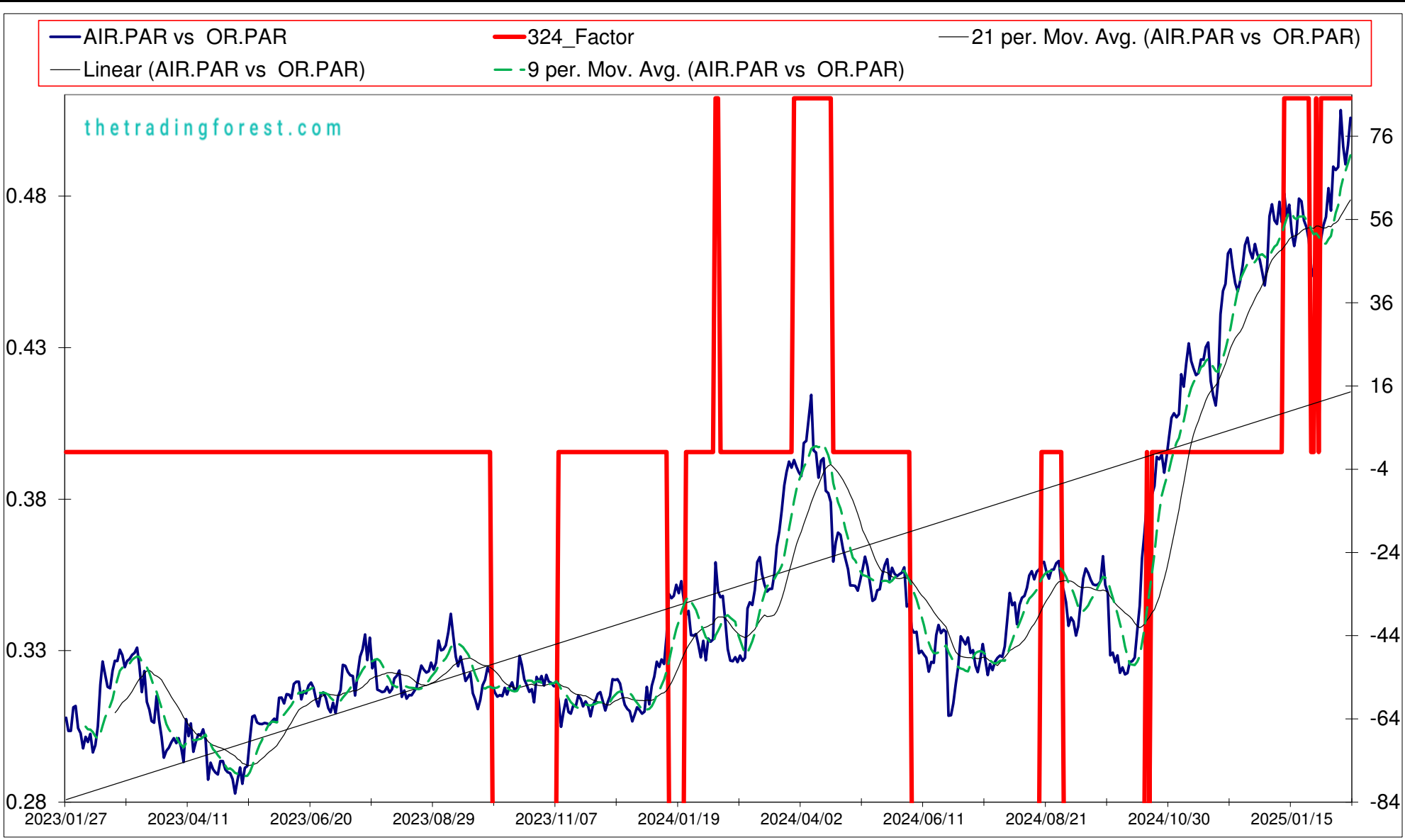
Market Cap : (B)

176 029

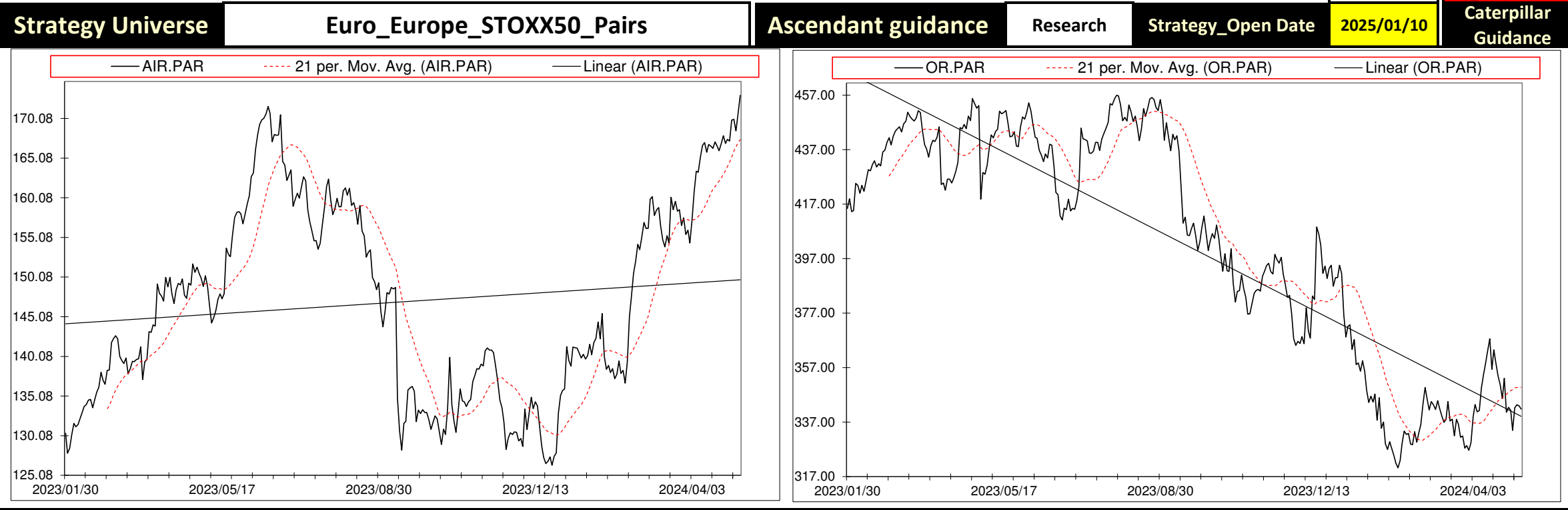
Follow the " 3day to 5day waiting period " before entering the trade : understand the Graph, Trend and Variables

Plan your enrty levels. Focus on the process not the outcome. Expect further short-term deviation from the trade signal. "Patience"

-2.260												70.758		-31.308	
Date	Price or Relative Price	Short_Term_ Radar	Medium_ Term_Radar	Caterpillar_ %	Wise_ Owl(Rnk)	324_Factor	Factor_324	Defcon _Index	Defcon _Index_Trade		Margin of Safety	75_Day_Mom	Trade_Rating (Guidance)	Trendsum	
2024/12/18	0.465	No Trade	No Trade	50.26%	0	Absolutely No	0	100	Research	Defon Sell	10.15%	36.65%	C	14	
2024/12/19	0.461	No Trade	No Trade	46.04%	0	Absolutely No	0	99	Research	Defon Sell	9.29%	37.57%	C	12	
2024/12/20	0.459	No Trade	No Trade	43.45%	0	Absolutely No	0	98	Research	Defon Sell	8.77%	35.78%	C	12	
2024/12/23	0.455	No Trade	No Trade	37.50%	0	Absolutely No	0	98	Research	Defon Sell	7.57%	31.42%	C	10	
2024/12/27	0.451	No Trade	No Trade	30.78%	0	Absolutely No	0	97	Research	Defon Sell	6.21%	27.29%	C	6	
2024/12/30	0.458	No Trade	No Trade	37.53%	0	Absolutely No	0	98	Research	Defon Sell	7.58%	28.01%	C	2	
2025/01/02	0.474	No Trade	No Trade	55.10%	0	Absolutely No	0	100	Research	Defon Sell	11.12%	33.07%	C	-1	
2025/01/03	0.478	No Trade	No Trade	59.36%	0	Absolutely No	0	100	Research	Defon Sell	11.98%	35.04%	C	-2	
2025/01/06	0.472	No Trade	No Trade	51.99%	0	Absolutely No	0	99	Research	Defon Sell	10.49%	34.12%	C	-2	
2025/01/07	0.471	No Trade	No Trade	50.18%	0	Absolutely No	0	99	Research	Defon Sell	10.13%	33.87%	C	1	
2025/01/08	0.478	No Trade	No Trade	58.32%	0	Absolutely No	0	100	Research	Defon Sell	11.77%	35.89%	C	6	
2025/01/09	0.472	No Trade	No Trade	50.21%	0	Absolutely No	0	99	Research	Defon Sell	10.14%	33.59%	C	9	
2025/01/10	0.481	No Trade	No Trade	60.78%	50	Research	85	100	Research	Defon Sell	12.27%	33.14%	A	13	
2025/01/13	0.473	No Trade	No Trade	50.47%	50	Research	85	98	Research	Defon Sell	10.19%	34.47%	B	16	
2025/01/14	0.478	No Trade	No Trade	54.92%	50	Research	85	99	Research	Defon Sell	11.09%	36.65%	A	17	
2025/01/15	0.469	Sell_Panda_ST	No Trade	44.18%	50	Research	85	97	Research	Defon Sell	8.92%	42.52%	B	14	
2025/01/16	0.464	No Trade	No Trade	38.42%	50	Research	85	96	Research	Defon Sell	7.76%	40.71%	B	9	
2025/01/17	0.468	No Trade	No Trade	42.97%	50	Research	85	97	Research	Defon Sell	8.67%	43.43%	B	4	
2025/01/20	0.480	No Trade	No Trade	54.91%	50	Research	85	100	Research	Defon Sell	11.08%	45.86%	A	2	
2025/01/21	0.479	No Trade	No Trade	53.48%	50	Research	85	99	Research	Defon Sell	10.79%	48.20%	A	2	
2025/01/22	0.472	No Trade	No Trade	45.87%	50	Research	85	98	Research	Defon Sell	9.26%	45.43%	B	2	
2025/01/23	0.470	No Trade	No Trade	42.93%	50	Research	85	98	Research	Defon Sell	8.66%	45.77%	B	3	
2025/01/24	0.466	No Trade	No Trade	37.91%	50	Research	85	97	Research	Defon Sell	7.65%	44.32%	B	1	
2025/01/27	0.457	No Trade	No Trade	26.14%	0	Absolutely No	0	0	Absolutely no Trade		5.28%	39.85%	C	-3	
2025/01/28	0.454	No Trade	No Trade	22.45%	0	Absolutely No	0	0	Absolutely no Trade		4.53%	38.86%	C	-7	
2025/01/29	0.468	No Trade	No Trade	37.85%	50	Research	85	97	Research	Defon Sell	7.64%	42.58%	B	-11	
2025/01/30	0.457	No Trade	No Trade	25.98%	0	Absolutely No	0	95	Research	Defon Sell	5.24%	35.81%	C	-13	
2025/01/31	0.466	No Trade	No Trade	35.50%	50	Research	85	97	Research	Defon Sell	7.17%	35.08%	B	-16	
2025/02/03	0.471	No Trade	No Trade	39.63%	50	Research	85	98	Research	Defon Sell	8.00%	30.52%	B	-18	
2025/02/04	0.473	No Trade	No Trade	42.32%	50	Research	85	98	Research	Defon Sell	8.54%	28.22%	B	-15	
2025/02/05	0.483	No Trade	No Trade	52.69%	50	Research	85	100	Research	Defon Sell	10.64%	27.19%	A	-11	
2025/02/06	0.476	No Trade	No Trade	43.89%	50	Research	85	98	Research	Defon Sell	8.86%	26.98%	B	-6	
2025/02/07	0.490	No Trade	No Trade	60.04%	50	Research	85	100	Research	Defon Sell	12.12%	28.38%	A	-1	
2025/02/10	0.489	No Trade	No Trade	57.61%	50	Research	85	100	Research	Defon Sell	11.63%	27.14%	A	4	
2025/02/11	0.490	No Trade	No Trade	58.28%	50	Research	85	100	Research	Defon Sell	11.77%	24.26%	A	7	
2025/02/12	0.509	No Trade	No Trade	79.16%	50	Research	85	100	Research	Defon Sell	15.98%	29.30%	A	10	
2025/02/13	0.497	No Trade	No Trade	65.17%	50	Research	85	98	Research	Defon Sell	13.16%	25.74%	B	11	
2025/02/14	0.491	No Trade	No Trade	58.20%	50	Research	85	96	Research	Defon Sell	11.75%	26.16%	B	11	
2025/02/17	0.497	No Trade	No Trade	64.12%	50	Research	85	98	Research	Defon Sell	12.94%	25.95%	B	12	
2025/02/18	0.506	No Trade	No Trade	73.93%	50	Research	85	99	Research	Defon Sell	14.92%	26.30%	A	10	



Date	9 day	9 vs 21 day	33 day
2024/12/30	Sell_9day	Buy 9 vs 21	Buy 33_Day
2025/01/02	Buy_9day	Buy 9 vs 21	Buy 33_Day
2025/01/03	Buy_9day	Buy 9 vs 21	Buy 33_Day
2025/01/06	Buy_9day	Buy 9 vs 21	Buy 33_Day
2025/01/07	Buy_9day	Buy 9 vs 21	Buy 33_Day
2025/01/08	Buy_9day	Buy 9 vs 21	Buy 33_Day
2025/01/09	Buy_9day	Buy 9 vs 21	Buy 33_Day
2025/01/10	Buy_9day	Buy 9 vs 21	Buy 33_Day
2025/01/13	Buy_9day	Buy 9 vs 21	Buy 33_Day
2025/01/14	Buy_9day	Buy 9 vs 21	Buy 33_Day
2025/01/15	Sell_9day	Buy 9 vs 21	Buy 33_Day
2025/01/16	Sell_9day	Buy 9 vs 21	Buy 33_Day
2025/01/17	Sell_9day	Buy 9 vs 21	Buy 33_Day
2025/01/20	Buy_9day	Buy 9 vs 21	Buy 33_Day
2025/01/21	Buy_9day	Buy 9 vs 21	Buy 33_Day
2025/01/22	Sell_9day	Buy 9 vs 21	Buy 33_Day
2025/01/23	Sell_9day	Buy 9 vs 21	Buy 33_Day
2025/01/24	Sell_9day	Buy 9 vs 21	Buy 33_Day
2025/01/27	Sell_9day	Sell 9 vs 21	Sell 33_Day
2025/01/28	Sell_9day	Sell 9 vs 21	Sell 33_Day
2025/01/29	Sell_9day	Sell 9 vs 21	Buy 33_Day
2025/01/30	Sell_9day	Sell 9 vs 21	Sell 33_Day
2025/01/31	Buy_9day	Sell 9 vs 21	Sell 33_Day
2025/02/03	Buy_9day	Sell 9 vs 21	Buy 33_Day
2025/02/04	Buy_9day	Sell 9 vs 21	Buy 33_Day
2025/02/05	Buy_9day	Sell 9 vs 21	Buy 33_Day
2025/02/06	Buy_9day	Sell 9 vs 21	Buy 33_Day
2025/02/07	Buy_9day	Sell 9 vs 21	Buy 33_Day
2025/02/10	Buy_9day	Buy 9 vs 21	Buy 33_Day
2025/02/11	Buy_9day	Buy 9 vs 21	Buy 33_Day
2025/02/12	Buy_9day	Buy 9 vs 21	Buy 33_Day
2025/02/13	Buy_9day	Buy 9 vs 21	Buy 33_Day
2025/02/14	Buy_9day	Buy 9 vs 21	Buy 33_Day
2025/02/17	Buy_9day	Buy 9 vs 21	Buy 33_Day
2025/02/18	Buy_9day	Buy 9 vs 21	Buy 33_Day



Caterpillar Guidance		Trade
(+) : Mom Days	87	
(-) : Mom Days	0	
Guided : Factor	66 day	
324_Buy Guidance	0.0%	
324_Sell Guidance	99.5%	
Mom_75 (days)	26.3%	
9 vs 21 day	3.07%	
Price vs 9 day	2.51%	

S  
e  
l  
l

ARGX.BRU

Argen X Se

Health Care

Pharmaceuticals & Biotechnology

Belgium

Market Cap : (B)

35 170

PHIA.AMS

Philips N.V. Koninklijke

Health Care

Health Care Equipment & Services

Netherlands

Market Cap : (B)

23 557

Follow the " 3day to 5day waiting period " before entering the trade : understand the Graph, Trend and Variables

Plan your enrty levels. Focus on the process not the outcome. Expect further short-term deviation from the trade signal. "Patience"

-2.307														41.432		-17.963	
Date	Price or Relative Price	Short_Term_ Radar	Medium_ Term_Radar	Caterpillar_ %	Wise_ Owl(Rnk)	324_Factor	Factor_324	Defcon _Index	Defcon _Index_Trade	Margin of Safety	75_Day_Mom	Trade_Rating (Guidance)	Trendsum				
2024/12/18	25.217	No Trade	No Trade	35.41%	0	Absolutely No	0	96	Research Defon Sell	21.86%	39.90%	C	17				
2024/12/19	24.836	No Trade	No Trade	32.34%	0	Absolutely No	0	95	Research Defon Sell	19.96%	39.16%	C	18				
2024/12/20	25.014	No Trade	No Trade	33.65%	0	Absolutely No	0	95	Research Defon Sell	20.77%	36.58%	C	19				
2024/12/23	24.472	No Trade	No Trade	29.16%	0	Absolutely No	0	93	Research Defon Sell	18.00%	34.89%	C	20				
2024/12/27	24.664	No Trade	No Trade	30.32%	0	Absolutely No	0	94	Research Defon Sell	18.72%	37.71%	C	19				
2024/12/30	24.432	Sell_Panda_ST	No Trade	28.26%	0	Absolutely No	0	93	Research Defon Sell	17.45%	39.85%	C	19				
2025/01/02	24.941	No Trade	No Trade	31.97%	0	Absolutely No	0	95	Research Defon Sell	19.74%	42.23%	C	15				
2025/01/03	25.137	No Trade	No Trade	33.42%	0	Absolutely No	0	96	Research Defon Sell	20.63%	43.42%	C	12				
2025/01/06	24.750	No Trade	No Trade	30.16%	30	Research	85	94	Research Defon Sell	18.62%	45.04%	C	10				
2025/01/07	25.653	No Trade	No Trade	37.08%	50	Research	85	97	Research Defon Sell	22.89%	49.59%	B	8				
2025/01/08	26.031	No Trade	No Trade	39.93%	50	Research	85	98	Research Defon Sell	24.65%	50.13%	B	8				
2025/01/09	25.799	No Trade	No Trade	38.04%	50	Research	85	97	Research Defon Sell	23.48%	46.87%	B	11				
2025/01/10	25.444	No Trade	No Trade	35.21%	50	Research	85	96	Research Defon Sell	21.73%	44.02%	B	15				
2025/01/13	25.810	No Trade	No Trade	37.78%	50	Research	85	97	Research Defon Sell	23.32%	51.60%	B	17				
2025/01/14	26.964	No Trade	No Trade	46.62%	50	Research	85	100	Research Defon Sell	28.78%	55.30%	A	18				
2025/01/15	26.042	No Trade	No Trade	39.40%	50	Research	85	96	Research Defon Sell	24.32%	54.14%	B	20				
2025/01/16	25.722	No Trade	No Trade	36.84%	50	Research	85	95	Research Defon Sell	22.74%	58.30%	B	20				
2025/01/17	25.410	Sell_Panda_ST	No Trade	36.29%	0	Research	85	0	Absolutely no Trade	21.20%	53.95%	C	16				
2025/01/20	25.026	No Trade	No Trade	33.36%	0	Research	85	0	Absolutely no Trade	19.21%	49.88%	C	10				
2025/01/21	24.545	No Trade	No Trade	29.30%	0	Research	85	0	Absolutely no Trade	16.87%	44.99%	C	6				
2025/01/22	24.378	No Trade	No Trade	27.83%	0	Research	85	0	Absolutely no Trade	16.03%	42.57%	C	2				
2025/01/23	24.145	No Trade	No Trade	25.87%	0	Research	85	0	Absolutely no Trade	14.87%	47.58%	C	0				
2025/01/24	24.381	No Trade	No Trade	28.25%	0	Research	85	0	Absolutely no Trade	15.94%	48.44%	C	0				
2025/01/27	24.256	No Trade	No Trade	26.94%	0	Research	85	0	Absolutely no Trade	15.20%	46.88%	C	-2				
2025/01/28	23.865	No Trade	No Trade	23.57%	0	Research	85	0	Absolutely no Trade	13.29%	48.40%	C	-7				
2025/01/29	24.098	No Trade	No Trade	26.28%	0	Research	85	0	Absolutely no Trade	14.35%	46.85%	C	-12				
2025/01/30	23.641	No Trade	No Trade	22.22%	0	Research	85	0	Absolutely no Trade	12.13%	42.92%	C	-16				
2025/01/31	24.100	No Trade	No Trade	27.18%	0	Research	85	0	Absolutely no Trade	14.26%	42.38%	C	-20				
2025/02/03	24.161	No Trade	No Trade	27.45%	0	Research	85	0	Absolutely no Trade	14.41%	44.85%	C	-23				
2025/02/04	24.341	No Trade	No Trade	29.28%	0	Research	85	0	Absolutely no Trade	15.21%	44.41%	C	-24				
2025/02/05	24.417	No Trade	No Trade	31.25%	0	Research	85	0	Absolutely no Trade	15.52%	43.21%	C	-23				
2025/02/06	23.994	No Trade	No Trade	27.12%	0	Research	85	0	Absolutely no Trade	13.47%	38.95%	C	-20				
2025/02/07	23.768	No Trade	No Trade	24.87%	0	Research	85	0	Absolutely no Trade	12.35%	37.54%	C	-17				
2025/02/10	23.670	No Trade	No Trade	23.64%	0	Research	85	0	Absolutely no Trade	11.74%	35.44%	C	-13				
2025/02/11	23.000	No Trade	No Trade	17.19%	0	Research	85	0	Absolutely no Trade	8.54%	30.49%	C	-14				
2025/02/12	23.105	No Trade	No Trade	19.22%	0	Research	85	0	Absolutely no Trade	8.98%	34.01%	C	-16				
2025/02/13	22.541	No Trade	No Trade	13.43%	0	Research	85	0	Absolutely no Trade	6.28%	27.54%	C	-18				
2025/02/14	22.494	No Trade	No Trade	12.87%	0	Research	85	0	Absolutely no Trade	6.01%	7.18%	C	-21				
2025/02/17	22.763	No Trade	No Trade	15.28%	0	Absolutely No	0	0	Absolutely no Trade	7.14%	11.77%	C	-25				
2025/02/18	22.666	No Trade	No Trade	14.21%	0	Absolutely No	0	0	Absolutely no Trade	6.64%	7.35%	C	-29				



Date	9 day	9 vs 21 day	33 day
2024/12/30	Sell_9day	Buy 9 vs 21	Buy 33_Day
2025/01/02	Buy_9day	Buy 9 vs 21	Buy 33_Day
2025/01/03	Buy_9day	Buy 9 vs 21	Buy 33_Day
2025/01/06	Sell_9day	Buy 9 vs 21	Buy 33_Day
2025/01/07	Buy_9day	Buy 9 vs 21	Buy 33_Day
2025/01/08	Buy_9day	Buy 9 vs 21	Buy 33_Day
2025/01/09	Buy_9day	Buy 9 vs 21	Buy 33_Day
2025/01/10	Buy_9day	Buy 9 vs 21	Buy 33_Day
2025/01/13	Buy_9day	Buy 9 vs 21	Buy 33_Day
2025/01/14	Buy_9day	Buy 9 vs 21	Buy 33_Day
2025/01/15	Buy_9day	Buy 9 vs 21	Buy 33_Day
2025/01/16	Sell_9day	Buy 9 vs 21	Buy 33_Day
2025/01/17	Sell_9day	Buy 9 vs 21	Buy 33_Day
2025/01/20	Sell_9day	Buy 9 vs 21	Buy 33_Day
2025/01/21	Sell_9day	Buy 9 vs 21	Sell 33_Day
2025/01/22	Sell_9day	Buy 9 vs 21	Sell 33_Day
2025/01/23	Sell_9day	Buy 9 vs 21	Sell 33_Day
2025/01/24	Sell_9day	Buy 9 vs 21	Sell 33_Day
2025/01/27	Sell_9day	Sell 9 vs 21	Sell 33_Day
2025/01/28	Sell_9day	Sell 9 vs 21	Sell 33_Day
2025/01/29	Sell_9day	Sell 9 vs 21	Sell 33_Day
2025/01/30	Sell_9day	Sell 9 vs 21	Sell 33_Day
2025/01/31	Sell_9day	Sell 9 vs 21	Sell 33_Day
2025/02/03	Buy_9day	Sell 9 vs 21	Sell 33_Day
2025/02/04	Buy_9day	Sell 9 vs 21	Sell 33_Day
2025/02/05	Buy_9day	Sell 9 vs 21	Sell 33_Day
2025/02/06	Sell_9day	Sell 9 vs 21	Sell 33_Day
2025/02/07	Sell_9day	Sell 9 vs 21	Sell 33_Day
2025/02/10	Sell_9day	Sell 9 vs 21	Sell 33_Day
2025/02/11	Sell_9day	Sell 9 vs 21	Sell 33_Day
2025/02/12	Sell_9day	Sell 9 vs 21	Sell 33_Day
2025/02/13	Sell_9day	Sell 9 vs 21	Sell 33_Day
2025/02/14	Sell_9day	Sell 9 vs 21	Sell 33_Day
2025/02/17	Sell_9day	Sell 9 vs 21	Sell 33_Day
2025/02/18	Sell_9day	Sell 9 vs 21	Sell 33_Day

Strategy Universe	Euro_Health_Care_Pairs	Ascendant guidance	Trade	Strategy_Open Date	2025/01/10	Caterpillar Guidance	Trade
<div><div><div>— ARGX.BRU</div><div>--- 21 per. Mov. Avg. (ARGX.BRU)</div><div>— Linear (ARGX.BRU)</div></div></div> <div><div><div>— PHIA.AMS</div><div>--- 21 per. Mov. Avg. (PHIA.AMS)</div><div>— Linear (PHIA.AMS)</div></div></div>						(+) : Mom Days	0
						(-) : Mom Days	0
						Guided : Factor	9 vs 21 day
						324_Buy Guidance	0.0%
						324_Sell Guidance	83.8%
						Mom_75 (days)	7.3%
						9 vs 21 day	-2.61%
						Price vs 9 day	-1.93%



S  
e  
|  
|

DTE.ETR

Deutsche Telekom N Ag

Communication

Telecommunication

Germany

Market Cap : (B)

144 270

EOAN.ETR

E. On Se

Utilities

Gas, Water & Multiutilities

France

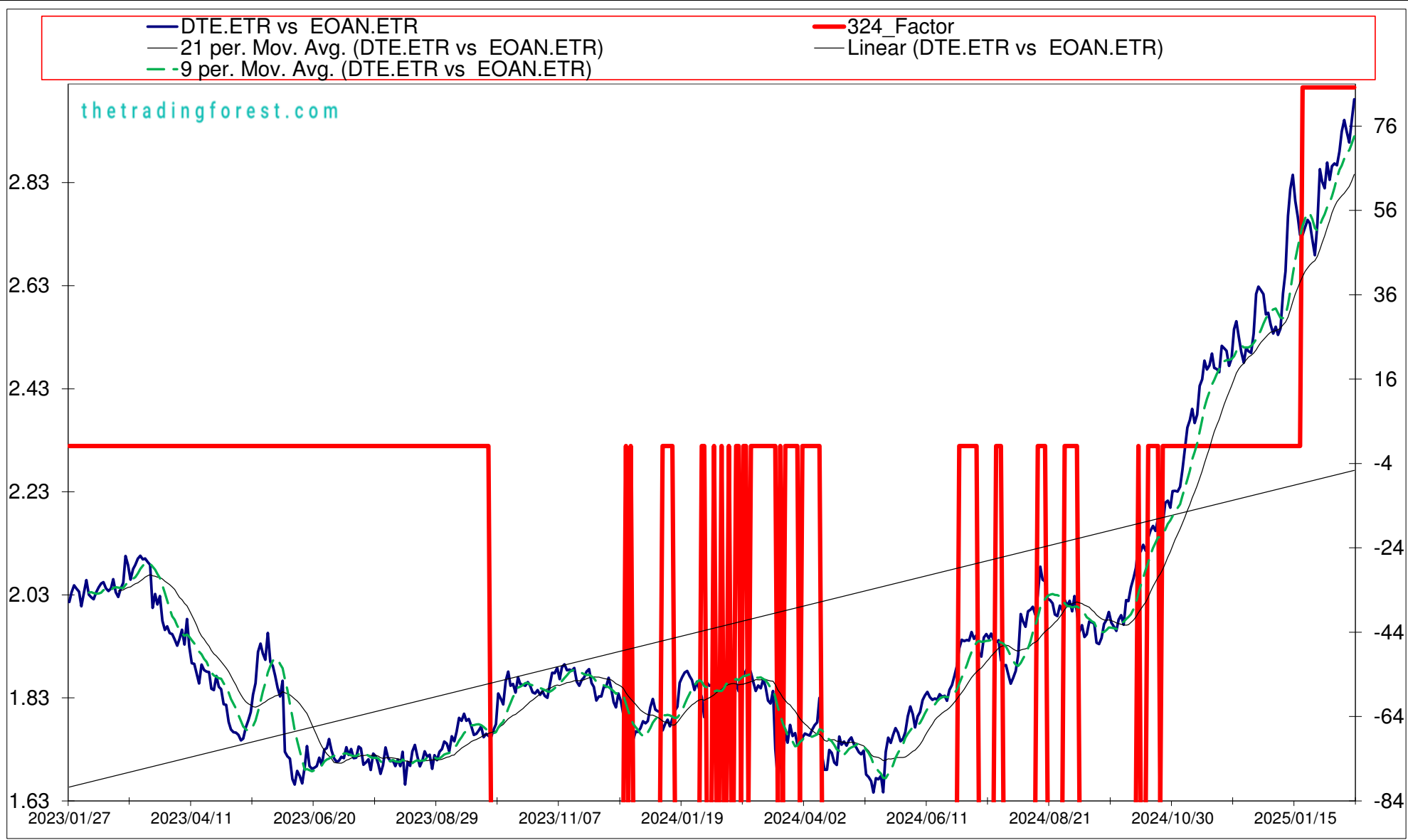
Market Cap : (B)

31 431

Follow the " 3day to 5day waiting period " before entering the trade : understand the Graph, Trend and Variables

Plan your enrty levels. Focus on the process not the outcome. Expect further short-term deviation from the trade signal. "Patience"

-2.247														84.399		-37.556	
Date	Price or Relative Price	Short_Term_ Radar	Medium_ Term_Radar	Caterpillar_ %	Wise_ Owl(Rnk)	324_Factor	Factor_324	Defcon _Index	Defcon _Index_Trade	Margin of Safety	75_Day_Mom	Trade_Rating (Guidance)	Trendsum				
2024/12/18	2.628	No Trade	No Trade	35.51%	0	Absolutely No	0	100	Research Defon Sell	9.33%	31.68%	C	20				
2024/12/19	2.621	No Trade	No Trade	34.09%	0	Absolutely No	0	100	Research Defon Sell	8.96%	33.87%	C	21				
2024/12/20	2.613	No Trade	No Trade	32.51%	0	Absolutely No	0	99	Research Defon Sell	8.54%	32.60%	C	22				
2024/12/23	2.574	No Trade	No Trade	25.23%	0	Absolutely No	0	98	Research Defon Sell	6.63%	32.15%	C	23				
2024/12/27	2.577	No Trade	No Trade	24.31%	0	Absolutely No	0	98	Research Defon Sell	6.39%	31.94%	C	22				
2024/12/30	2.554	Sell_Panda_ST	No Trade	19.61%	0	Absolutely No	0	97	Research Defon Sell	5.15%	29.12%	C	20				
2025/01/02	2.537	Sell_Panda_ST	Sell_Panda_ST	15.95%	0	Absolutely No	0	97	Research Defon Sell	4.19%	28.35%	C	17				
2025/01/03	2.550	No Trade	No Trade	17.70%	0	Absolutely No	0	97	Research Defon Sell	4.65%	29.22%	C	11				
2025/01/06	2.534	No Trade	No Trade	14.19%	0	Absolutely No	0	96	Research Defon Sell	3.73%	30.86%	C	6				
2025/01/07	2.547	No Trade	No Trade	15.77%	0	Absolutely No	0	97	Research Defon Sell	4.14%	31.68%	C	0				
2025/01/08	2.614	No Trade	No Trade	25.99%	0	Absolutely No	0	100	Research Defon Sell	6.83%	34.35%	C	-2				
2025/01/09	2.657	No Trade	No Trade	32.31%	0	Absolutely No	0	100	Research Defon Sell	8.49%	34.70%	C	-1				
2025/01/10	2.765	No Trade	No Trade	48.67%	0	Absolutely No	0	100	Research Defon Sell	12.79%	39.57%	C	2				
2025/01/13	2.817	No Trade	No Trade	55.61%	0	Absolutely No	0	100	Research Defon Sell	14.61%	41.12%	C	7				
2025/01/14	2.845	No Trade	No Trade	59.54%	0	Absolutely No	0	100	Research Defon Sell	15.64%	44.01%	C	10				
2025/01/15	2.794	No Trade	No Trade	51.33%	0	Absolutely No	0	98	Research Defon Sell	13.48%	41.98%	C	12				
2025/01/16	2.763	No Trade	No Trade	46.14%	0	Absolutely No	0	97	Research Defon Sell	12.12%	40.98%	C	12				
2025/01/17	2.728	No Trade	No Trade	40.39%	0	Absolutely No	0	96	Research Defon Sell	10.61%	37.69%	C	12				
2025/01/20	2.728	No Trade	No Trade	41.61%	50	Research	85	96	Research Defon Sell	10.33%	37.06%	B	10				
2025/01/21	2.743	No Trade	No Trade	43.69%	50	Research	85	96	Research Defon Sell	10.85%	39.13%	B	8				
2025/01/22	2.757	No Trade	No Trade	45.62%	50	Research	85	97	Research Defon Sell	11.33%	36.55%	B	4				
2025/01/23	2.750	No Trade	No Trade	44.14%	50	Research	85	97	Research Defon Sell	10.96%	36.32%	B	2				
2025/01/24	2.719	No Trade	No Trade	40.91%	50	Research	85	96	Research Defon Sell	9.58%	33.00%	B	0				
2025/01/27	2.689	No Trade	No Trade	34.94%	0	Research	85	0	Absolutely no Trade	8.10%	30.43%	C	-2				
2025/01/28	2.750	No Trade	No Trade	45.16%	50	Research	85	97	Research Defon Sell	10.46%	32.08%	B	-6				
2025/01/29	2.856	No Trade	No Trade	63.15%	50	Research	85	100	Research Defon Sell	14.63%	34.22%	A	-6				
2025/01/30	2.831	No Trade	No Trade	60.04%	50	Research	85	99	Research Defon Sell	13.55%	33.95%	A	-5				
2025/01/31	2.819	No Trade	No Trade	58.82%	50	Research	85	99	Research Defon Sell	12.95%	32.55%	B	-5				
2025/02/03	2.869	No Trade	No Trade	66.59%	50	Research	85	100	Research Defon Sell	14.66%	35.62%	A	-3				
2025/02/04	2.835	No Trade	No Trade	60.07%	50	Research	85	99	Research Defon Sell	13.22%	32.45%	B	-1				
2025/02/05	2.862	No Trade	No Trade	64.44%	50	Research	85	100	Research Defon Sell	14.18%	32.84%	A	-1				
2025/02/06	2.867	No Trade	No Trade	64.94%	50	Research	85	100	Research Defon Sell	14.30%	32.51%	A	1				
2025/02/07	2.863	No Trade	No Trade	63.85%	50	Research	85	100	Research Defon Sell	14.06%	32.95%	A	2				
2025/02/10	2.890	No Trade	No Trade	67.42%	50	Research	85	100	Research Defon Sell	14.84%	32.70%	A	7				
2025/02/11	2.929	No Trade	No Trade	73.97%	50	Research	85	100	Research Defon Sell	16.28%	37.70%	A	11				
2025/02/12	2.951	No Trade	No Trade	77.54%	50	Research	85	100	Research Defon Sell	17.07%	36.14%	A	14				
2025/02/13	2.928	No Trade	No Trade	73.14%	50	Research	85	99	Research Defon Sell	16.07%	32.58%	A	18				
2025/02/14	2.907	No Trade	No Trade	68.94%	50	Research	85	99	Research Defon Sell	15.15%	31.41%	B	20				
2025/02/17	2.950	No Trade	No Trade	75.50%	50	Research	85	100	Research Defon Sell	16.55%	34.17%	A	21				
2025/02/18	2.991	No Trade	No Trade	82.48%	50	Research	85	100	Research Defon Sell	18.08%	34.07%	A	23				



Date	9 day	9 vs 21 day	33 day
2024/12/30	Sell_9day	Buy 9 vs 21	Buy 33_Day
2025/01/02	Sell_9day	Buy 9 vs 21	Buy 33_Day
2025/01/03	Sell_9day	Buy 9 vs 21	Buy 33_Day
2025/01/06	Sell_9day	Buy 9 vs 21	Buy 33_Day
2025/01/07	Sell_9day	Buy 9 vs 21	Buy 33_Day
2025/01/08	Buy_9day	Buy 9 vs 21	Buy 33_Day
2025/01/09	Buy_9day	Buy 9 vs 21	Buy 33_Day
2025/01/10	Buy_9day	Buy 9 vs 21	Buy 33_Day
2025/01/13	Buy_9day	Buy 9 vs 21	Buy 33_Day
2025/01/14	Buy_9day	Buy 9 vs 21	Buy 33_Day
2025/01/15	Buy_9day	Buy 9 vs 21	Buy 33_Day
2025/01/16	Buy_9day	Buy 9 vs 21	Buy 33_Day
2025/01/17	Buy_9day	Buy 9 vs 21	Buy 33_Day
2025/01/20	Sell_9day	Buy 9 vs 21	Buy 33_Day
2025/01/21	Sell_9day	Buy 9 vs 21	Buy 33_Day
2025/01/22	Sell_9day	Buy 9 vs 21	Buy 33_Day
2025/01/23	Sell_9day	Buy 9 vs 21	Buy 33_Day
2025/01/24	Sell_9day	Buy 9 vs 21	Buy 33_Day
2025/01/27	Sell_9day	Buy 9 vs 21	Buy 33_Day
2025/01/28	Buy_9day	Buy 9 vs 21	Buy 33_Day
2025/01/29	Buy_9day	Buy 9 vs 21	Buy 33_Day
2025/01/30	Buy_9day	Buy 9 vs 21	Buy 33_Day
2025/01/31	Buy_9day	Buy 9 vs 21	Buy 33_Day
2025/02/03	Buy_9day	Buy 9 vs 21	Buy 33_Day
2025/02/04	Buy_9day	Buy 9 vs 21	Buy 33_Day
2025/02/05	Buy_9day	Buy 9 vs 21	Buy 33_Day
2025/02/06	Buy_9day	Buy 9 vs 21	Buy 33_Day
2025/02/07	Buy_9day	Buy 9 vs 21	Buy 33_Day
2025/02/10	Buy_9day	Buy 9 vs 21	Buy 33_Day
2025/02/11	Buy_9day	Buy 9 vs 21	Buy 33_Day
2025/02/12	Buy_9day	Buy 9 vs 21	Buy 33_Day
2025/02/13	Buy_9day	Buy 9 vs 21	Buy 33_Day
2025/02/14	Buy_9day	Buy 9 vs 21	Buy 33_Day
2025/02/17	Buy_9day	Buy 9 vs 21	Buy 33_Day
2025/02/18	Buy_9day	Buy 9 vs 21	Buy 33_Day

Strategy Universe

Euro\_Europe\_STOXX50\_Pairs

Ascendant guidance

Research

Strategy\_Open Date

2025/01/10

Caterpillar Guidance

Trade

DTE.ETR

21 per. Mov. Avg. (DTE.ETR)

Linear (DTE.ETR)

EOAN.ETR

21 per. Mov. Avg. (EOAN.ETR)

Linear (EOAN.ETR)

(+) : Mom Days

104

(-) : Mom Days

0

Guided : Factor

66 day

324\_Buy Guidance

0.0%

324\_Sell Guidance

100.0%

Mom\_75 (days)

34.1%

9 vs 21 day

2.60%

Price vs 9 day

2.46%

S  
e  
|  
|

DTE.ETR

Deutsche Telekom N Ag

Communication

Telecommunication

Germany

Market Cap : (B)144 270

Follow the " 3day to 5day waiting period " before entering the trade : understand the Graph, Trend and Variables

TEL2-B.STO

Tele2 Ab Ser. B

Communication

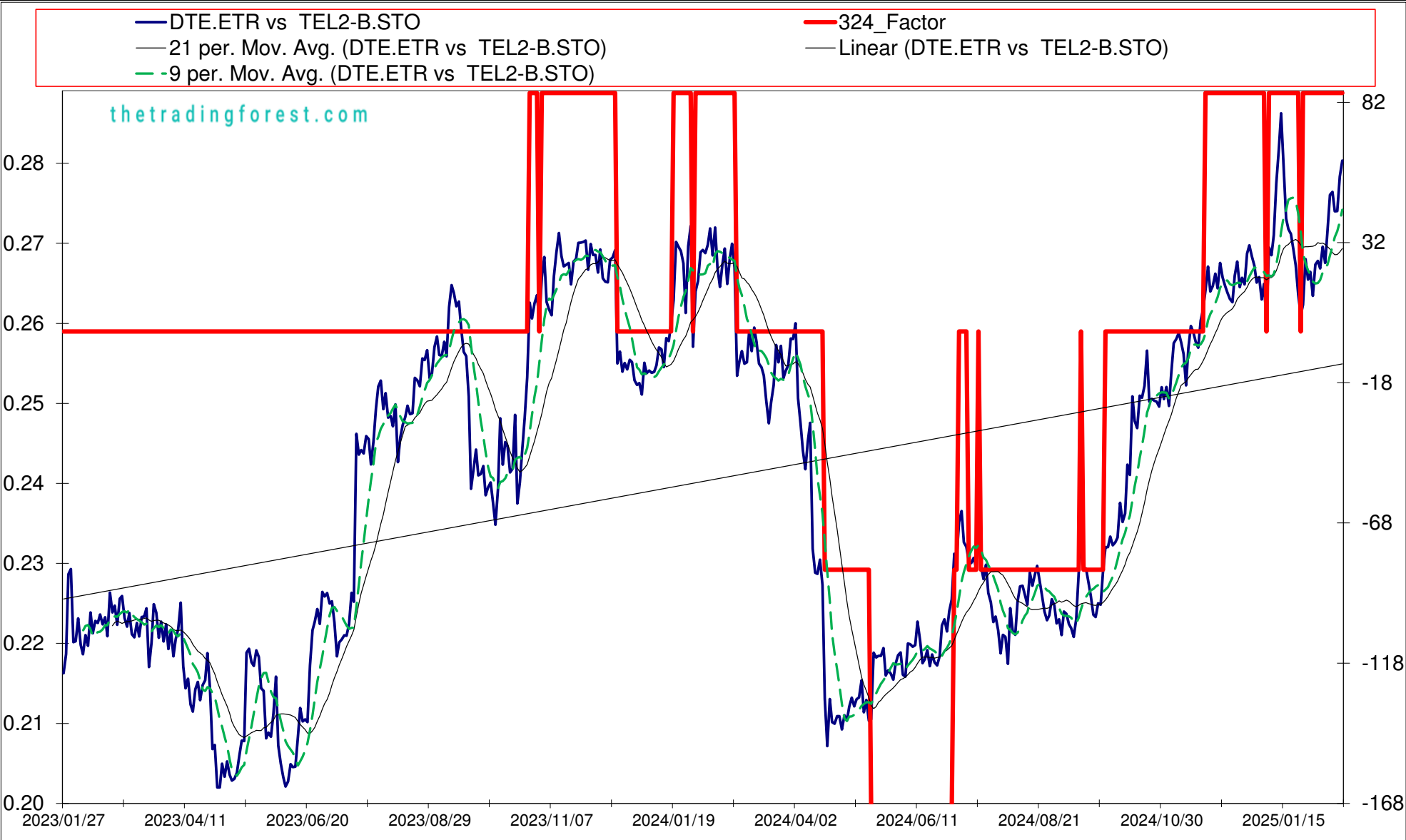
Telecommunications

Sweden

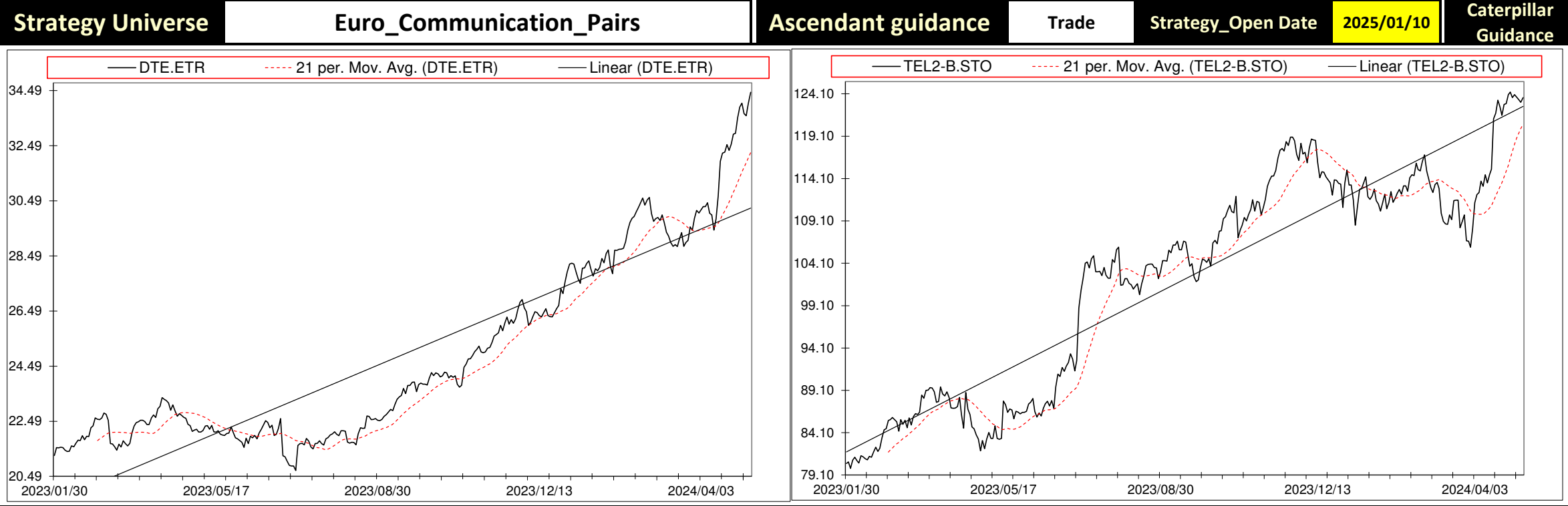
Market Cap : (B)77 248

Plan your enrty levels. Focus on the process not the outcome. Expect further short-term deviation from the trade signal. "Patience"

1.102														0.698		0.633	
Date	Price or Relative Price	Short_Term_ Radar	Medium_ Term_Radar	Caterpillar_ %	Wise_ Owl(Rnk)	324_Factor	Factor_324	Defcon _Index	Defcon _Index_Trade	Margin of Safety	75_Day_Mom	Trade_Rating (Guidance)	Trendsum				
2024/12/18	0.267	No Trade	No Trade	84.43%	50	Research	85	99	Research Defon Sell	9.06%	20.31%	A	12				
2024/12/19	0.268	No Trade	No Trade	88.39%	50	Research	85	99	Research Defon Sell	9.48%	21.47%	A	15				
2024/12/20	0.266	No Trade	No Trade	83.14%	50	Research	85	99	Research Defon Sell	8.92%	21.13%	B	18				
2024/12/23	0.265	No Trade	No Trade	78.68%	50	Research	85	98	Research Defon Sell	8.44%	21.20%	B	21				
2024/12/27	0.263	No Trade	No Trade	70.61%	50	Research	85	98	Research Defon Sell	7.58%	19.00%	B	21				
2024/12/30	0.264	Sell_Panda_ST	No Trade	73.19%	50	Research	85	98	Research Defon Sell	7.85%	16.24%	B	18				
2025/01/02	0.261	Sell_Panda_ST	Sell_Panda_ST	62.45%	50	Research	85	97	Research Defon Sell	6.70%	13.20%	C	12				
2025/01/03	0.263	No Trade	No Trade	69.85%	50	Research	85	98	Research Defon Sell	7.49%	15.58%	B	8				
2025/01/06	0.259	No Trade	No Trade	52.75%	0	Absolutely No	0	96	Research Defon Sell	5.66%	13.68%	C	6				
2025/01/07	0.268	No Trade	No Trade	87.22%	50	Research	85	99	Research Defon Sell	9.36%	18.50%	A	3				
2025/01/08	0.267	No Trade	No Trade	83.47%	50	Research	85	99	Research Defon Sell	8.95%	19.03%	A	2				
2025/01/09	0.269	No Trade	No Trade	93.06%	50	Research	85	100	Research Defon Sell	9.98%	21.41%	A	1				
2025/01/10	0.276	No Trade	No Trade	100.00%	50	Research	85	100	Research Defon Sell	12.63%	24.49%	A	1				
2025/01/13	0.280	No Trade	No Trade	100.00%	50	Research	85	100	Research Defon Sell	14.36%	25.44%	A	5				
2025/01/14	0.284	No Trade	No Trade	100.00%	50	Research	85	100	Research Defon Sell	16.20%	27.54%	A	7				
2025/01/15	0.278	No Trade	No Trade	83.31%	50	Research	85	98	Research Defon Sell	13.49%	22.36%	B	9				
2025/01/16	0.271	No Trade	No Trade	66.82%	50	Research	85	95	Research Defon Sell	10.82%	17.85%	B	9				
2025/01/17	0.270	No Trade	No Trade	63.49%	0	Research	85	0	Absolutely no Trade	10.28%	17.28%	C	10				
2025/01/20	0.269	No Trade	No Trade	61.96%	0	Research	85	0	Absolutely no Trade	10.04%	16.35%	C	9				
2025/01/21	0.267	No Trade	No Trade	57.00%	0	Research	85	0	Absolutely no Trade	9.23%	16.04%	C	6				
2025/01/22	0.265	No Trade	No Trade	52.10%	0	Research	85	0	Absolutely no Trade	8.44%	15.02%	C	3				
2025/01/23	0.262	No Trade	No Trade	42.89%	0	Research	85	0	Absolutely no Trade	6.95%	13.13%	C	0				
2025/01/24	0.259	No Trade	No Trade	36.19%	0	Absolutely No	0	0	Absolutely no Trade	5.86%	9.93%	C	-3				
2025/01/27	0.260	No Trade	No Trade	39.56%	0	Research	85	0	Absolutely no Trade	6.41%	11.64%	C	-6				
2025/01/28	0.266	No Trade	No Trade	54.03%	0	Research	85	0	Absolutely no Trade	8.75%	13.58%	C	-9				
2025/01/29	0.264	No Trade	No Trade	47.49%	0	Research	85	0	Absolutely no Trade	7.69%	9.62%	C	-10				
2025/01/30	0.265	No Trade	No Trade	49.95%	0	Research	85	0	Absolutely no Trade	8.09%	10.62%	C	-12				
2025/01/31	0.262	No Trade	No Trade	42.37%	0	Research	85	0	Absolutely no Trade	6.86%	5.05%	C	-12				
2025/02/03	0.265	No Trade	No Trade	52.23%	0	Research	85	0	Absolutely no Trade	8.46%	7.95%	C	-14				
2025/02/04	0.266	No Trade	No Trade	53.37%	0	Research	85	0	Absolutely no Trade	8.64%	8.53%	C	-15				
2025/02/05	0.265	No Trade	No Trade	50.99%	0	Research	85	0	Absolutely no Trade	8.26%	6.39%	C	-14				
2025/02/06	0.268	No Trade	No Trade	57.83%	0	Research	85	0	Absolutely no Trade	9.37%	7.59%	C	-10				
2025/02/07	0.266	No Trade	No Trade	52.72%	0	Research	85	0	Absolutely no Trade	8.54%	6.13%	C	-7				
2025/02/10	0.270	No Trade	No Trade	62.65%	0	Research	85	0	Absolutely no Trade	10.15%	5.85%	C	-3				
2025/02/11	0.274	No Trade	No Trade	74.18%	50	Research	85	96	Research Defon Sell	12.01%	10.41%	C	1				
2025/02/12	0.275	No Trade	No Trade	75.07%	50	Research	85	97	Research Defon Sell	12.16%	10.39%	C	5				
2025/02/13	0.272	No Trade	No Trade	68.99%	50	Research	85	96	Research Defon Sell	11.18%	9.53%	C	9				
2025/02/14	0.272	No Trade	No Trade	69.02%	50	Research	85	96	Research Defon Sell	11.18%	9.59%	C	13				
2025/02/17	0.276	No Trade	No Trade	79.90%	50	Research	85	97	Research Defon Sell	12.94%	11.61%	C	15				
2025/02/18	0.278	No Trade	No Trade	84.95%	50	Research	85	98	Research Defon Sell	13.76%	11.33%	C	17				



Date	9 day	9 vs 21 day	33 day
2024/12/30	Sell_9day	Buy 9 vs 21	Buy 33_Day
2025/01/02	Sell_9day	Buy 9 vs 21	Sell 33_Day
2025/01/03	Sell_9day	Buy 9 vs 21	Buy 33_Day
2025/01/06	Sell_9day	Buy 9 vs 21	Sell 33_Day
2025/01/07	Buy_9day	Buy 9 vs 21	Buy 33_Day
2025/01/08	Buy_9day	Buy 9 vs 21	Buy 33_Day
2025/01/09	Buy_9day	Buy 9 vs 21	Buy 33_Day
2025/01/10	Buy_9day	Buy 9 vs 21	Buy 33_Day
2025/01/13	Buy_9day	Buy 9 vs 21	Buy 33_Day
2025/01/14	Buy_9day	Buy 9 vs 21	Buy 33_Day
2025/01/15	Buy_9day	Buy 9 vs 21	Buy 33_Day
2025/01/16	Sell_9day	Buy 9 vs 21	Buy 33_Day
2025/01/17	Sell_9day	Buy 9 vs 21	Buy 33_Day
2025/01/20	Sell_9day	Buy 9 vs 21	Buy 33_Day
2025/01/21	Sell_9day	Buy 9 vs 21	Buy 33_Day
2025/01/22	Sell_9day	Buy 9 vs 21	Sell 33_Day
2025/01/23	Sell_9day	Buy 9 vs 21	Sell 33_Day
2025/01/24	Sell_9day	Buy 9 vs 21	Sell 33_Day
2025/01/27	Sell_9day	Sell 9 vs 21	Sell 33_Day
2025/01/28	Buy_9day	Sell 9 vs 21	Sell 33_Day
2025/01/29	Sell_9day	Sell 9 vs 21	Sell 33_Day
2025/01/30	Buy_9day	Sell 9 vs 21	Sell 33_Day
2025/01/31	Sell_9day	Sell 9 vs 21	Sell 33_Day
2025/02/03	Buy_9day	Sell 9 vs 21	Sell 33_Day
2025/02/04	Buy_9day	Sell 9 vs 21	Sell 33_Day
2025/02/05	Buy_9day	Sell 9 vs 21	Sell 33_Day
2025/02/06	Buy_9day	Sell 9 vs 21	Buy 33_Day
2025/02/07	Buy_9day	Sell 9 vs 21	Sell 33_Day
2025/02/10	Buy_9day	Sell 9 vs 21	Buy 33_Day
2025/02/11	Buy_9day	Sell 9 vs 21	Buy 33_Day
2025/02/12	Buy_9day	Buy 9 vs 21	Buy 33_Day
2025/02/13	Buy_9day	Buy 9 vs 21	Buy 33_Day
2025/02/14	Buy_9day	Buy 9 vs 21	Buy 33_Day
2025/02/17	Buy_9day	Buy 9 vs 21	Buy 33_Day
2025/02/18	Buy_9day	Buy 9 vs 21	Buy 33_Day



(+) : Mom Days	99
(-) : Mom Days	0
Guided : Factor	66 day
324_Buy Guidance	0.0%
324_Sell Guidance	97.9%
Mom_75 (days)	11.3%
9 vs 21 day	1.81%
Price vs 9 day	2.26%



S  
e  
|  
|

ELE.MAD

Endesa S.A.

Utilities

Gas, Water & Multiutilities

Italy

Market Cap : (B)21 457

SSE.LSE

SSE Plc

Utilities

Gas, Water & Multiutilities

United Kingdom

Market Cap : (B)19 157

Follow the " 3day to 5day waiting period " before entering the trade : understand the Graph, Trend and Variables

Plan your enrty levels. Focus on the process not the outcome. Expect further short-term deviation from the trade signal. "Patience"

-2.312										42.356				-18.321	
Date	Price or Relative Price	Short_Term_ Radar	Medium_ Term_Radar	Caterpillar_ %	Wise_ Owl(Rnk)	324_Factor	Factor_324	Defcon _Index	Defcon _Index_Trade	Margin of Safety	75_Day_Mom	Trade_Rating (Guidance)	Trendsum		
2024/12/18	0.013	No Trade	No Trade	27.83%	0	Absolutely No	0	100	Research Defon Sell	8.50%	29.52%	C	22		
2024/12/19	0.013	No Trade	No Trade	29.50%	0	Absolutely No	0	100	Research Defon Sell	9.02%	29.31%	C	23		
2024/12/20	0.013	No Trade	No Trade	28.45%	0	Absolutely No	0	100	Research Defon Sell	8.69%	30.02%	C	25		
2024/12/23	0.013	No Trade	No Trade	27.99%	0	Absolutely No	0	100	Research Defon Sell	8.55%	27.79%	C	25		
2024/12/27	0.013	No Trade	No Trade	28.58%	0	Absolutely No	0	100	Research Defon Sell	8.73%	28.80%	C	27		
2024/12/30	0.013	No Trade	No Trade	29.74%	0	Absolutely No	0	100	Research Defon Sell	9.09%	28.01%	C	29		
2025/01/02	0.013	No Trade	No Trade	34.29%	30	Absolutely No	0	100	Research Defon Sell	10.48%	29.78%	C	31		
2025/01/03	0.013	No Trade	No Trade	33.62%	30	Absolutely No	0	100	Research Defon Sell	10.27%	30.34%	C	33		
2025/01/06	0.013	No Trade	No Trade	29.26%	30	Absolutely No	0	99	Research Defon Sell	8.94%	29.21%	C	32		
2025/01/07	0.013	No Trade	No Trade	31.26%	30	Absolutely No	0	99	Research Defon Sell	9.55%	31.06%	C	32		
2025/01/08	0.013	No Trade	No Trade	43.17%	30	Absolutely No	0	100	Research Defon Sell	13.19%	34.16%	C	32		
2025/01/09	0.013	No Trade	No Trade	46.08%	30	Absolutely No	0	100	Research Defon Sell	14.08%	34.05%	C	33		
2025/01/10	0.013	No Trade	No Trade	44.19%	30	Absolutely No	0	100	Research Defon Sell	13.50%	33.02%	C	36		
2025/01/13	0.013	No Trade	No Trade	42.89%	30	Absolutely No	0	99	Research Defon Sell	13.10%	31.85%	C	37		
2025/01/14	0.013	No Trade	No Trade	42.67%	30	Absolutely No	0	99	Research Defon Sell	13.04%	32.70%	C	39		
2025/01/15	0.013	No Trade	No Trade	36.67%	50	Research	85	98	Research Defon Sell	11.21%	30.00%	B	37		
2025/01/16	0.013	No Trade	No Trade	39.39%	50	Research	85	98	Research Defon Sell	12.03%	28.08%	B	33		
2025/01/17	0.013	Sell_Panda_ST	No Trade	38.44%	50	Research	85	98	Research Defon Sell	11.74%	26.80%	B	30		
2025/01/20	0.013	Sell_Panda_ST	No Trade	44.10%	50	Research	85	99	Research Defon Sell	12.36%	28.48%	B	26		
2025/01/21	0.013	Sell_Panda_ST	No Trade	43.32%	50	Research	85	99	Research Defon Sell	11.91%	27.31%	B	23		
2025/01/22	0.013	No Trade	No Trade	44.74%	50	Research	85	99	Research Defon Sell	12.31%	29.86%	B	21		
2025/01/23	0.013	No Trade	No Trade	45.55%	50	Research	85	99	Research Defon Sell	12.44%	27.72%	A	19		
2025/01/24	0.013	No Trade	No Trade	49.33%	50	Research	85	100	Research Defon Sell	13.06%	28.38%	A	20		
2025/01/27	0.013	No Trade	No Trade	50.33%	50	Research	85	100	Research Defon Sell	12.72%	26.38%	A	22		
2025/01/28	0.013	No Trade	No Trade	51.56%	50	Research	85	100	Research Defon Sell	12.90%	27.12%	A	25		
2025/01/29	0.013	No Trade	No Trade	51.14%	50	Research	85	100	Research Defon Sell	12.74%	31.09%	A	28		
2025/01/30	0.013	No Trade	No Trade	52.59%	50	Research	85	99	Research Defon Sell	12.01%	28.74%	A	28		
2025/01/31	0.013	No Trade	No Trade	44.37%	50	Research	85	97	Research Defon Sell	10.09%	27.02%	B	25		
2025/02/03	0.013	No Trade	No Trade	64.29%	50	Research	85	99	Research Defon Sell	11.33%	28.03%	B	19		
2025/02/04	0.013	No Trade	No Trade	78.46%	50	Research	85	100	Research Defon Sell	13.22%	31.15%	A	16		
2025/02/05	0.014	No Trade	No Trade	82.25%	50	Research	85	100	Research Defon Sell	13.85%	33.09%	A	15		
2025/02/06	0.014	No Trade	No Trade	93.06%	50	Research	85	100	Research Defon Sell	15.68%	33.65%	A	14		
2025/02/07	0.014	No Trade	No Trade	95.88%	50	Research	85	100	Research Defon Sell	16.15%	33.76%	A	15		
2025/02/10	0.014	No Trade	No Trade	100.00%	50	Research	85	100	Research Defon Sell	18.61%	36.37%	A	17		
2025/02/11	0.014	No Trade	No Trade	100.00%	50	Research	85	100	Research Defon Sell	18.67%	36.31%	A	19		
2025/02/12	0.014	No Trade	No Trade	100.00%	50	Research	85	100	Research Defon Sell	20.77%	35.07%	A	22		
2025/02/13	0.014	No Trade	No Trade	100.00%	50	Research	85	100	Research Defon Sell	20.94%	34.44%	A	25		
2025/02/14	0.014	No Trade	No Trade	93.22%	50	Research	85	99	Research Defon Sell	19.52%	33.16%	B	27		
2025/02/17	0.014	No Trade	No Trade	94.12%	50	Research	85	99	Research Defon Sell	19.71%	31.63%	A	27		
2025/02/18	0.015	No Trade	No Trade	100.00%	50	Research	85	100	Research Defon Sell	21.94%	34.99%	A	26		

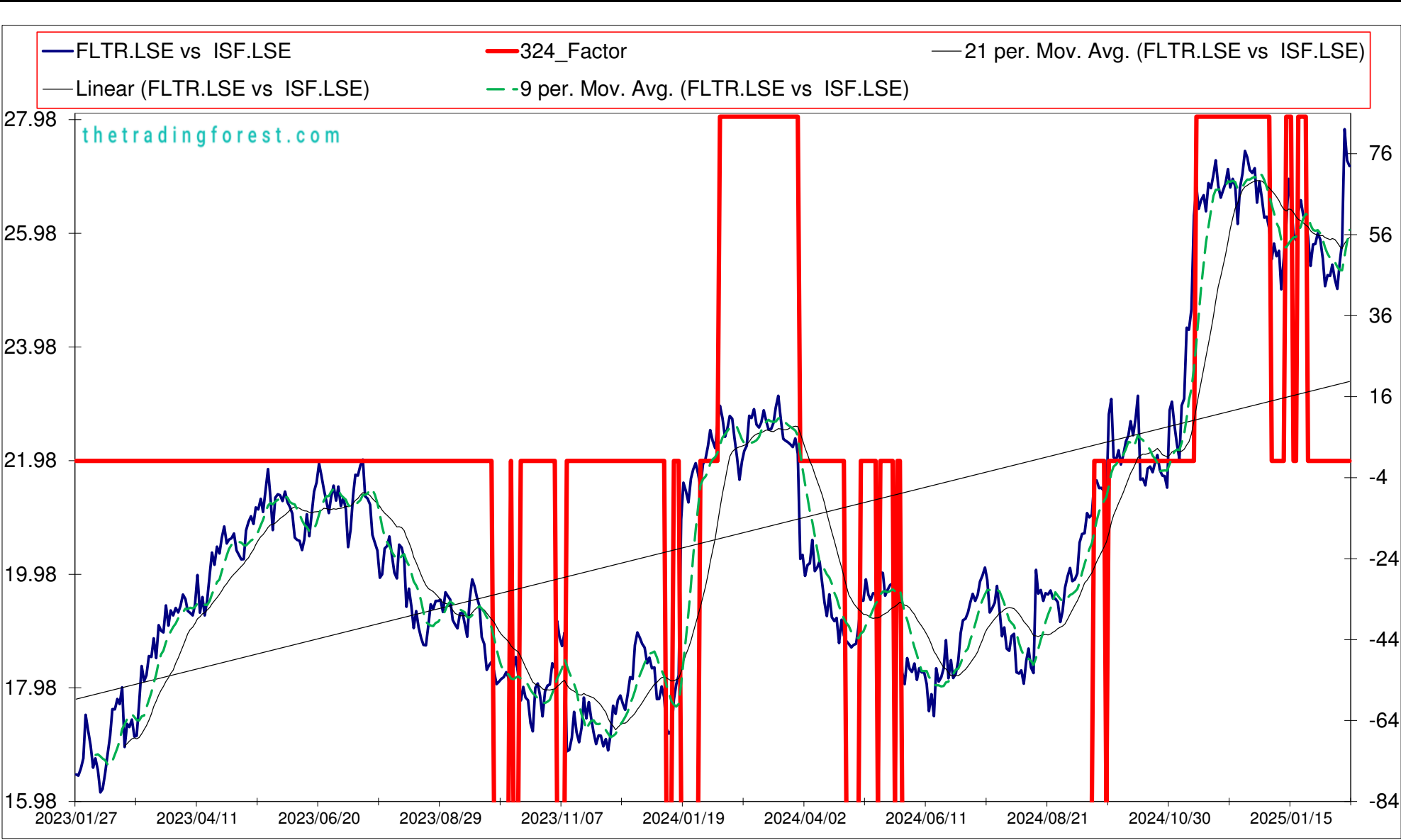


**11 536**

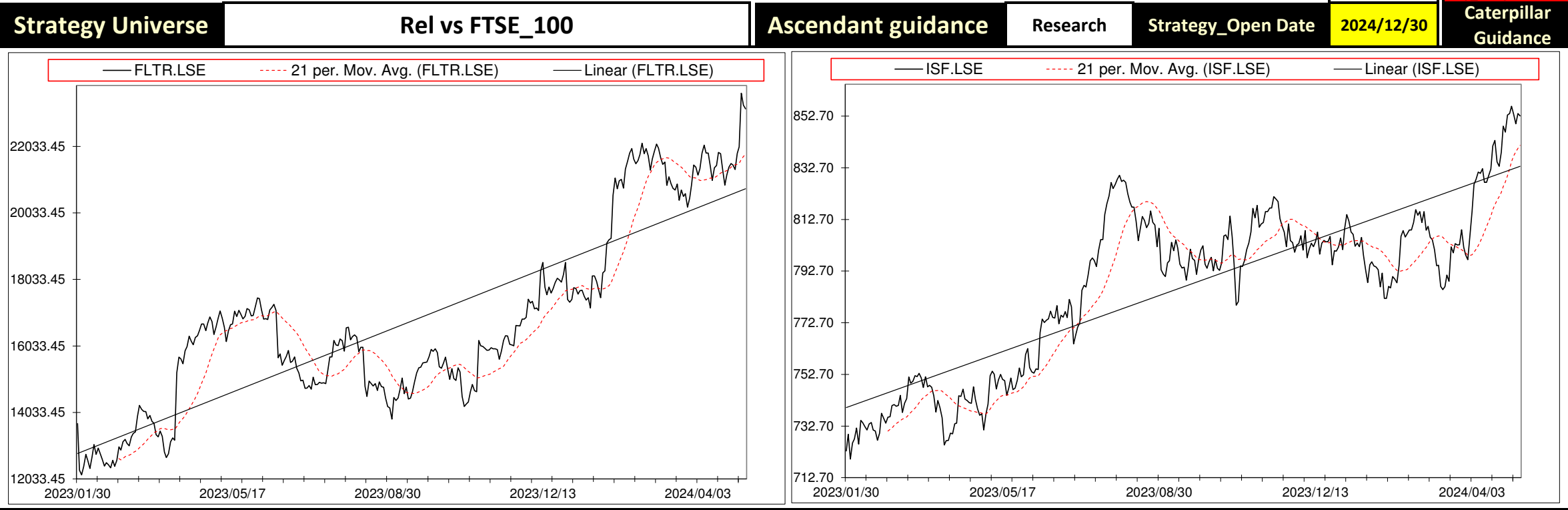
**Plan your entry levels. Focus on the process not the outcome. Expect further short-term deviation from the trade signal. "Patience"**

**-27.013**

Date	Price or	Short_Term_	Medium_	Caterpillar_	Wise_	324_Factor	Factor_324	Defcon	Defcon	Margin of	75_Day_Mom	Trade_Rating	Trendsum
	Relative Price	Radar	Term_Radar	%	Owl(Rnk)			_Index	_Index_Trade	Safety		(Guidance)	
2024/12/18	27.119	No Trade	No Trade	60.72%	50	Research	85	99	Research Defon Sell	12.58%	36.41%	B	4
2024/12/19	26.512	No Trade	No Trade	48.19%	50	Research	85	97	Research Defon Sell	9.98%	32.64%	B	2
2024/12/20	26.887	No Trade	No Trade	55.34%	50	Research	85	98	Research Defon Sell	11.46%	30.95%	B	-2
2024/12/23	26.579	No Trade	No Trade	48.10%	50	Research	85	97	Research Defon Sell	9.96%	28.50%	B	-5
2024/12/27	26.251	No Trade	No Trade	40.14%	50	Research	85	96	Research Defon Sell	8.32%	26.83%	B	-8
2024/12/30	26.268	No Trade	No Trade	39.42%	50	Research	85	96	Research Defon Sell	8.17%	24.79%	B	-11
2025/01/02	26.057	No Trade	No Trade	34.19%	50	Research	85	95	Research Defon Sell	7.08%	24.22%	B	-16
2025/01/03	25.519	No Trade	No Trade	23.18%	0	Absolutely No	0	0	Absolutely no Trade	4.80%	21.37%	C	-20
2025/01/06	25.794	No Trade	No Trade	27.61%	0	Absolutely No	0	0	Absolutely no Trade	5.72%	19.30%	C	-23
2025/01/07	25.573	No Trade	No Trade	22.90%	0	Absolutely No	0	0	Absolutely no Trade	4.74%	18.24%	C	-24
2025/01/08	25.669	No Trade	No Trade	24.47%	0	Absolutely No	0	0	Absolutely no Trade	5.07%	19.43%	C	-25
2025/01/09	24.991	No Trade	No Trade	10.73%	0	Absolutely No	0	0	Absolutely no Trade	2.22%	16.27%	C	-28
2025/01/10	25.527	No Trade	No Trade	20.99%	0	Absolutely No	0	0	Absolutely no Trade	4.35%	19.08%	C	-31
2025/01/13	26.136	No Trade	No Trade	31.98%	50	Research	85	95	Research Defon Sell	6.62%	22.81%	B	-33
2025/01/14	26.935	No Trade	No Trade	47.37%	50	Research	85	98	Research Defon Sell	9.81%	18.17%	B	-31
2025/01/15	26.550	No Trade	No Trade	39.44%	50	Research	85	97	Research Defon Sell	8.17%	15.13%	B	-28
2025/01/16	25.953	No Trade	No Trade	27.37%	0	Absolutely No	0	0	Absolutely no Trade	5.67%	17.78%	C	-25
2025/01/17	25.853	No Trade	No Trade	25.07%	0	Absolutely No	0	0	Absolutely no Trade	5.19%	17.58%	C	-22
2025/01/20	26.355	No Trade	No Trade	33.90%	50	Research	85	96	Research Defon Sell	7.02%	18.94%	B	-20
2025/01/21	26.558	No Trade	No Trade	37.54%	50	Research	85	97	Research Defon Sell	7.78%	21.24%	B	-18
2025/01/22	26.285	No Trade	No Trade	31.85%	50	Research	85	96	Research Defon Sell	6.60%	19.04%	B	-14
2025/01/23	26.225	No Trade	No Trade	30.34%	50	Research	85	96	Research Defon Sell	6.28%	17.55%	B	-14
2025/01/24	25.910	No Trade	No Trade	23.83%	0	Absolutely No	0	0	Absolutely no Trade	4.94%	15.58%	C	-14
2025/01/27	25.402	No Trade	No Trade	12.93%	0	Absolutely No	0	0	Absolutely no Trade	2.68%	12.05%	C	-18
2025/01/28	25.780	No Trade	No Trade	19.98%	0	Absolutely No	0	0	Absolutely no Trade	4.14%	14.98%	C	-22
2025/01/29	25.787	No Trade	No Trade	19.78%	0	Absolutely No	0	0	Absolutely no Trade	4.10%	13.50%	C	-24
2025/01/30	25.978	No Trade	No Trade	23.17%	0	Absolutely No	0	0	Absolutely no Trade	4.80%	12.37%	C	-23
2025/01/31	25.863	No Trade	No Trade	20.59%	0	Absolutely No	0	0	Absolutely no Trade	4.27%	19.52%	C	-21
2025/02/03	25.533	No Trade	No Trade	13.20%	0	Absolutely No	0	0	Absolutely no Trade	2.73%	17.88%	C	-20
2025/02/04	25.045	No Trade	No Trade	3.40%	0	Absolutely No	0	0	Absolutely no Trade	0.71%	16.27%	C	-23
2025/02/05	25.241	No Trade	No Trade	6.90%	0	Absolutely No	0	0	Absolutely no Trade	1.43%	15.61%	C	-25
2025/02/06	25.224	No Trade	No Trade	6.24%	0	Absolutely No	0	0	Absolutely no Trade	1.29%	15.33%	C	-27
2025/02/07	25.422	No Trade	No Trade	9.76%	0	Absolutely No	0	0	Absolutely no Trade	2.02%	16.76%	C	-2



Date	9 day	9 vs 21 day	33 day
2024/12/30	Sell_9day	Sell 9 vs 21	Sell 33_Day
2025/01/02	Sell_9day	Sell 9 vs 21	Sell 33_Day
2025/01/03	Sell_9day	Sell 9 vs 21	Sell 33_Day
2025/01/06	Sell_9day	Sell 9 vs 21	Sell 33_Day
2025/01/07	Sell_9day	Sell 9 vs 21	Sell 33_Day
2025/01/08	Sell_9day	Sell 9 vs 21	Sell 33_Day
2025/01/09	Sell_9day	Sell 9 vs 21	Sell 33_Day
2025/01/10	Sell_9day	Sell 9 vs 21	Sell 33_Day
2025/01/13	Buy_9day	Sell 9 vs 21	Sell 33_Day
2025/01/14	Buy_9day	Sell 9 vs 21	Buy 33_Day
2025/01/15	Buy_9day	Sell 9 vs 21	Buy 33_Day
2025/01/16	Buy_9day	Sell 9 vs 21	Sell 33_Day
2025/01/17	Sell_9day	Sell 9 vs 21	Sell 33_Day
2025/01/20	Buy_9day	Sell 9 vs 21	Sell 33_Day
2025/01/21	Buy_9day	Sell 9 vs 21	Buy 33_Day
2025/01/22	Buy_9day	Buy 9 vs 21	Sell 33_Day
2025/01/23	Sell_9day	Buy 9 vs 21	Sell 33_Day
2025/01/24	Sell_9day	Buy 9 vs 21	Sell 33_Day
2025/01/27	Sell_9day	Buy 9 vs 21	Sell 33_Day
2025/01/28	Sell_9day	Buy 9 vs 21	Sell 33_Day
2025/01/29	Sell_9day	Buy 9 vs 21	Sell 33_Day
2025/01/30	Sell_9day	Buy 9 vs 21	Sell 33_Day
2025/01/31	Sell_9day	Buy 9 vs 21	Sell 33_Day
2025/02/03	Sell_9day	Sell 9 vs 21	Sell 33_Day
2025/02/04	Sell_9day	Sell 9 vs 21	Sell 33_Day
2025/02/05	Sell_9day	Sell 9 vs 21	Sell 33_Day
2025/02/06	Sell_9day	Sell 9 vs 21	Sell 33_Day
2025/02/07	Sell_9day	Sell 9 vs 21	Sell 33_Day
2025/02/10	Sell_9day	Sell 9 vs 21	Sell 33_Day
2025/02/11	Sell_9day	Sell 9 vs 21	Sell 33_Day
2025/02/12	Buy_9day	Sell 9 vs 21	Sell 33_Day
2025/02/13	Buy_9day	Sell 9 vs 21	Buy 33_Day
2025/02/14	Buy_9day	Sell 9 vs 21	Buy 33_Day
2025/02/17	Buy_9day	Sell 9 vs 21	Buy 33_Day
2025/02/18	Buy_9day	Buy 9 vs 21	Buy 33_Day



Caterpillar Guidance	Trade
(+) : Mom Days	4
(-) : Mom Days	0
Guided : Factor	9 vs 21 day
324_Buy Guidance	0.0%
324_Sell Guidance	97.7%
Mom_75 (days)	18.8%
9 vs 21 day	0.52%
Price vs 9 day	4.31%



S  
e  
l  
l

DTE.ETR

Deutsche Telekom N Ag

Communication

Telecommunication

Germany

Market Cap : (B)

144 270

Follow the " 3day to 5day waiting period " before entering the trade : understand the Graph, Trend and Variables

TELIA.STO

Telia Company Ab

Communication

Telecommunications

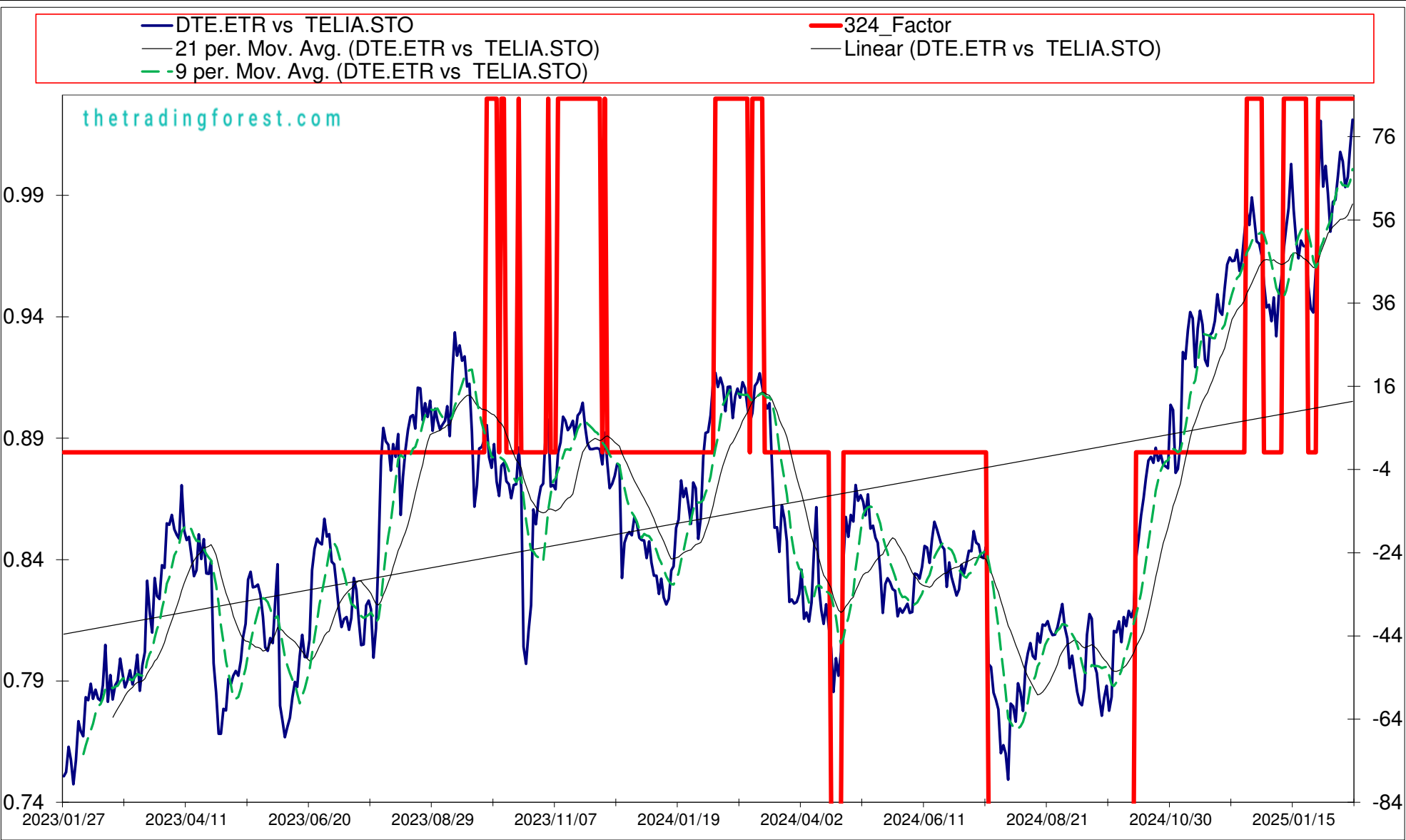
Sweden

Market Cap : (B)

124 569

Plan your enrty levels. Focus on the process not the outcome. Expect further short-term deviation from the trade signal. "Patience"

-2.46418.972-7.698														
Date	Price or Relative Price	Short_Term_ Radar	Medium_ Term_Radar	Caterpillar_ %	Wise_ Owl(Rnk)	324_Factor	Factor_324	Defcon _Index	Defcon _Index_Trade	Margin of Safety	75_Day_Mom	Trade_Rating (Guidance)	Trendsum	
2024/12/18	0.966	No Trade	No Trade	61.27%	50	Research	85	98	Research Defon Sell	7.84%	22.61%	B	33	
2024/12/19	0.965	Sell_Panda_ST	No Trade	60.41%	50	Research	85	98	Research Defon Sell	7.73%	23.65%	B	31	
2024/12/20	0.960	Sell_Panda_ST	No Trade	63.17%	50	Research	85	98	Research Defon Sell	7.15%	23.72%	B	28	
2024/12/23	0.949	Sell_Panda_ST	Sell_Panda_ST	51.53%	0	Absolutely No	0	96	Research Defon Sell	5.83%	22.44%	C	25	
2024/12/27	0.939	Sell_Panda_ST	Sell_Panda_ST	46.65%	0	Absolutely No	0	95	Research Defon Sell	4.62%	20.10%	C	21	
2024/12/30	0.940	Sell_Panda_ST	Sell_Panda_ST	47.25%	0	Absolutely No	0	96	Research Defon Sell	4.68%	16.91%	C	15	
2025/01/02	0.933	No Trade	No Trade	39.11%	0	Absolutely No	0	0	Absolutely no Trade	3.88%	14.85%	C	10	
2025/01/03	0.943	No Trade	No Trade	49.90%	0	Absolutely No	0	96	Research Defon Sell	4.95%	16.32%	C	5	
2025/01/06	0.927	No Trade	No Trade	31.24%	0	Absolutely No	0	0	Absolutely no Trade	3.10%	17.05%	C	1	
2025/01/07	0.944	No Trade	No Trade	50.04%	0	Absolutely No	0	96	Research Defon Sell	4.96%	19.74%	C	-1	
2025/01/08	0.951	No Trade	No Trade	57.27%	0	Absolutely No	0	97	Research Defon Sell	5.68%	22.18%	C	-4	
2025/01/09	0.963	No Trade	No Trade	71.14%	50	Research	85	98	Research Defon Sell	7.05%	24.96%	B	-3	
2025/01/10	0.972	No Trade	No Trade	80.38%	50	Research	85	99	Research Defon Sell	7.97%	24.88%	B	-2	
2025/01/13	0.980	No Trade	No Trade	89.13%	50	Research	85	100	Research Defon Sell	8.84%	25.14%	A	0	
2025/01/14	0.998	No Trade	No Trade	100.00%	50	Research	85	100	Research Defon Sell	10.82%	29.13%	A	2	
2025/01/15	0.979	No Trade	No Trade	80.43%	50	Research	85	98	Research Defon Sell	8.70%	25.77%	B	4	
2025/01/16	0.968	No Trade	No Trade	68.40%	50	Research	85	97	Research Defon Sell	7.40%	20.10%	B	4	
2025/01/17	0.959	No Trade	No Trade	59.51%	50	Research	85	96	Research Defon Sell	6.44%	19.13%	B	4	
2025/01/20	0.966	No Trade	No Trade	66.47%	50	Research	85	97	Research Defon Sell	7.19%	19.37%	B	3	
2025/01/21	0.964	No Trade	No Trade	63.91%	50	Research	85	97	Research Defon Sell	6.91%	20.37%	B	0	
2025/01/22	0.964	No Trade	No Trade	63.59%	50	Research	85	97	Research Defon Sell	6.88%	18.81%	B	-3	
2025/01/23	0.948	No Trade	No Trade	46.77%	0	Absolutely No	0	0	Absolutely no Trade	5.06%	17.36%	C	-6	
2025/01/24	0.938	No Trade	No Trade	36.97%	0	Absolutely No	0	0	Absolutely no Trade	4.00%	15.29%	C	-9	
2025/01/27	0.937	No Trade	No Trade	34.79%	0	Absolutely No	0	0	Absolutely no Trade	3.76%	15.47%	C	-13	
2025/01/28	0.954	No Trade	No Trade	52.39%	0	Absolutely No	0	96	Research Defon Sell	5.67%	17.13%	C	-17	
2025/01/29	0.985	No Trade	No Trade	83.87%	50	Research	85	99	Research Defon Sell	9.07%	17.93%	B	-16	
2025/01/30	1.016	No Trade	No Trade	100.00%	50	Research	85	100	Research Defon Sell	12.43%	20.41%	A	-15	
2025/01/31	0.989	No Trade	No Trade	75.70%	50	Research	85	97	Research Defon Sell	9.41%	15.87%	B	-13	
2025/02/03	0.997	No Trade	No Trade	82.82%	50	Research	85	98	Research Defon Sell	10.30%	15.90%	B	-10	
2025/02/04	0.986	No Trade	No Trade	72.62%	50	Research	85	97	Research Defon Sell	9.03%	13.53%	C	-8	
2025/02/05	0.970	No Trade	No Trade	58.42%	50	Research	85	96	Research Defon Sell	7.26%	10.77%	C	-8	
2025/02/06	0.982	No Trade	No Trade	69.09%	50	Research	85	97	Research Defon Sell	8.59%	11.96%	C	-8	
2025/02/07	0.983	No Trade	No Trade	69.72%	50	Research	85	97	Research Defon Sell	8.67%	12.38%	C	-8	
2025/02/10	0.993	No Trade	No Trade	78.00%	50	Research	85	98	Research Defon Sell	9.70%	12.71%	C	-7	
2025/02/11	1.003	No Trade	No Trade	86.51%	50	Research	85	99	Research Defon Sell	10.76%	14.52%	C	-6	
2025/02/12	0.999	No Trade	No Trade	82.93%	50	Research	85	98	Research Defon Sell	10.31%	13.73%	C	-2	
2025/02/13	0.989	No Trade	No Trade	73.37%	50	Research	85	97	Research Defon Sell	9.12%	13.09%	C	0	
2025/02/14	0.993	No Trade	No Trade	76.80%	50	Research	85	98	Research Defon Sell	9.55%	13.65%	C	2	
2025/02/17	1.005	No Trade	No Trade	87.03%	50	Research	85	99	Research Defon Sell	10.82%	15.13%	B	4	
2025/02/18	1.016	No Trade	No Trade	97.07%	50	Research	85	100	Research Defon Sell	12.07%	13.06%	C	8	



Date	9 day	9 vs 21 day	33 day
2024/12/30	Sell_9day	Buy 9 vs 21	Sell 33_Day
2025/01/02	Sell_9day	Sell 9 vs 21	Sell 33_Day
2025/01/03	Sell_9day	Sell 9 vs 21	Sell 33_Day
2025/01/06	Sell_9day	Sell 9 vs 21	Sell 33_Day
2025/01/07	Sell_9day	Sell 9 vs 21	Sell 33_Day
2025/01/08	Buy_9day	Sell 9 vs 21	Buy 33_Day
2025/01/09	Buy_9day	Sell 9 vs 21	Buy 33_Day
2025/01/10	Buy_9day	Sell 9 vs 21	Buy 33_Day
2025/01/13	Buy_9day	Sell 9 vs 21	Buy 33_Day
2025/01/14	Buy_9day	Sell 9 vs 21	Buy 33_Day
2025/01/15	Buy_9day	Buy 9 vs 21	Buy 33_Day
2025/01/16	Buy_9day	Buy 9 vs 21	Buy 33_Day
2025/01/17	Sell_9day	Buy 9 vs 21	Buy 33_Day
2025/01/20	Sell_9day	Buy 9 vs 21	Buy 33_Day
2025/01/21	Sell_9day	Buy 9 vs 21	Buy 33_Day
2025/01/22	Sell_9day	Buy 9 vs 21	Buy 33_Day
2025/01/23	Sell_9day	Buy 9 vs 21	Sell 33_Day
2025/01/24	Sell_9day	Buy 9 vs 21	Sell 33_Day
2025/01/27	Sell_9day	Buy 9 vs 21	Sell 33_Day
2025/01/28	Sell_9day	Sell 9 vs 21	Sell 33_Day
2025/01/29	Buy_9day	Sell 9 vs 21	Buy 33_Day
2025/01/30	Buy_9day	Buy 9 vs 21	Buy 33_Day
2025/01/31	Buy_9day	Buy 9 vs 21	Buy 33_Day
2025/02/03	Buy_9day	Buy 9 vs 21	Buy 33_Day
2025/02/04	Buy_9day	Buy 9 vs 21	Buy 33_Day
2025/02/05	Sell_9day	Buy 9 vs 21	Buy 33_Day
2025/02/06	Buy_9day	Buy 9 vs 21	Buy 33_Day
2025/02/07	Sell_9day	Buy 9 vs 21	Buy 33_Day
2025/02/10	Buy_9day	Buy 9 vs 21	Buy 33_Day
2025/02/11	Buy_9day	Buy 9 vs 21	Buy 33_Day
2025/02/12	Buy_9day	Buy 9 vs 21	Buy 33_Day
2025/02/13	Sell_9day	Buy 9 vs 21	Buy 33_Day
2025/02/14	Buy_9day	Buy 9 vs 21	Buy 33_Day
2025/02/17	Buy_9day	Buy 9 vs 21	Buy 33_Day
2025/02/18	Buy_9day	Buy 9 vs 21	Buy 33_Day

Strategy Universe	Euro_Communication_Pairs	Ascendant guidance	Trade	Strategy_Open Date	2024/12/30	Caterpillar Guidance	Trade
						(+) : Mom Days	90
						(-) : Mom Days	0
						Guided : Factor	66 day
						324_Buy Guidance	0.0%
						324_Sell Guidance	100.0%
						Mom_75 (days)	13.1%
						9 vs 21 day	1.47%
						Price vs 9 day	2.04%

S  
e  
i  
l

ENI.MTA

Eni S.P.A.

Energy

Oil & Gas Producers

France

Market Cap : (B)

43 685

Follow the " 3day to 5day waiting period " before entering the trade : understand the Graph, Trend and Variables

TTE.PAR

Total Energies Se

Energy

Oil & Gas Producers

France

Market Cap : (B)

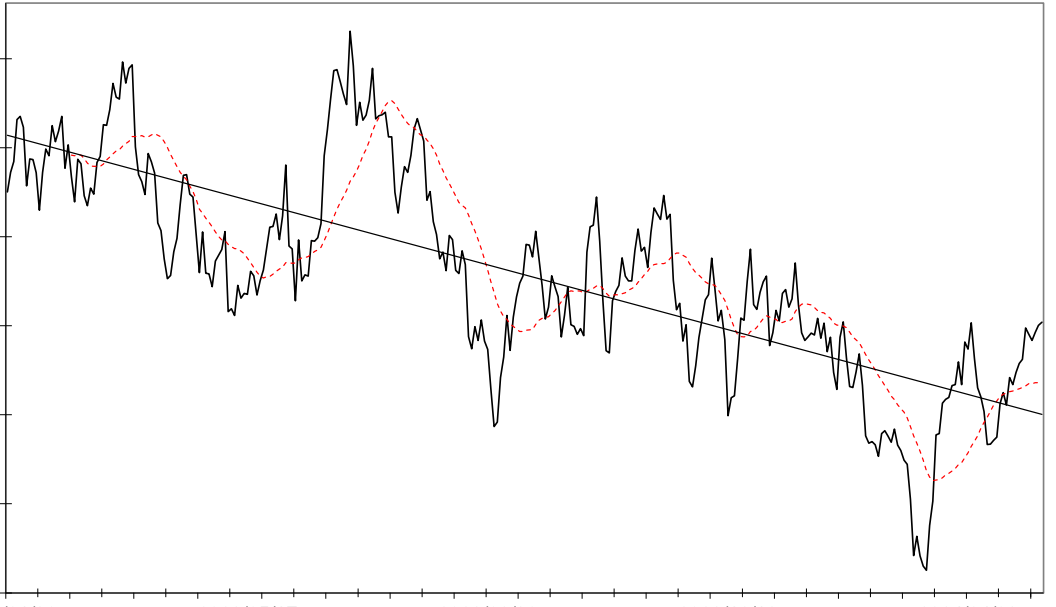

130 196

Plan your enrty levels. Focus on the process not the outcome. Expect further short-term deviation from the trade signal. "Patience"

1.244															0.784															0.630														
Date	Price or Relative Price	Short_Term_ Radar	Medium_ Term_Radar	Caterpillar_ %	Wise_ Owl(Rnk)	324_Factor	Factor_324	Defcon _Index	Defcon _Index_Trade		Margin of Safety	75_Day_Mom	Trade_Rating (Guidance)	Trendsum																														
2024/12/18	0.247	No Trade	No Trade	67.30%	0	Absolutely No	0	96	Research	Defon Sell	4.52%	5.33%	C	19																														
2024/12/19	0.246	Sell_Panda_ST	Sell_Panda_ST	62.04%	0	Absolutely No	0	96	Research	Defon Sell	4.17%	5.33%	C	19																														
2024/12/20	0.245	Sell_Panda_ST	Sell_Panda_ST	56.18%	0	Absolutely No	0	96	Research	Defon Sell	3.78%	6.17%	C	15																														
2024/12/23	0.245	Sell_Panda_ST	Sell_Panda_ST	54.67%	0	Absolutely No	0	95	Research	Defon Sell	3.67%	6.57%	C	13																														
2024/12/27	0.246	No Trade	No Trade	58.38%	0	Absolutely No	0	96	Research	Defon Sell	3.92%	7.64%	C	10																														
2024/12/30	0.249	No Trade	No Trade	79.03%	0	Absolutely No	0	97	Research	Defon Sell	5.31%	9.44%	C	7																														
2025/01/02	0.251	No Trade	No Trade	89.63%	50	Research	85	98	Research	Defon Sell	6.02%	9.23%	C	9																														
2025/01/03	0.249	No Trade	No Trade	82.67%	0	Absolutely No	0	97	Research	Defon Sell	5.56%	8.20%	C	9																														
2025/01/06	0.249	No Trade	No Trade	81.81%	0	Absolutely No	0	97	Research	Defon Sell	5.50%	7.65%	C	10																														
2025/01/07	0.248	No Trade	No Trade	76.61%	30	Absolutely No	0	97	Research	Defon Sell	5.15%	6.77%	C	11																														
2025/01/08	0.248	No Trade	No Trade	72.63%	0	Absolutely No	0	97	Research	Defon Sell	4.88%	7.43%	C	9																														
2025/01/09	0.248	No Trade	No Trade	76.18%	0	Absolutely No	0	97	Research	Defon Sell	5.12%	7.83%	C	8																														
2025/01/10	0.249	No Trade	No Trade	78.27%	0	Absolutely No	0	97	Research	Defon Sell	5.26%	9.58%	C	7																														
2025/01/13	0.248	No Trade	No Trade	73.88%	0	Absolutely No	0	97	Research	Defon Sell	4.97%	9.83%	C	5																														
2025/01/14	0.247	No Trade	No Trade	68.36%	0	Absolutely No	0	96	Research	Defon Sell	4.59%	7.22%	C	0																														
2025/01/15	0.250	No Trade	No Trade	86.18%	30	Absolutely No	0	97	Research	Defon Sell	5.79%	9.26%	C	-3																														
2025/01/16	0.243	No Trade	No Trade	42.00%	0	Absolutely No	0	95	Research	Defon Sell	2.82%	5.15%	C	-5																														
2025/01/17	0.245	No Trade	No Trade	55.81%	0	Absolutely No	0	96	Research	Defon Sell	3.75%	4.84%	C	-6																														
2025/01/20	0.243	No Trade	No Trade	41.85%	0	Absolutely No	0	95	Research	Defon Sell	2.81%	3.76%	C	-6																														
2025/01/21	0.242	No Trade	No Trade	37.70%	0	Absolutely No	0	94	Research	Defon Sell	2.53%	4.09%	C	-7																														
2025/01/22	0.243	No Trade	No Trade	39.14%	0	Absolutely No	0	95	Research	Defon Sell	2.63%	5.79%	C	-9																														
2025/01/23	0.242	No Trade	No Trade	36.46%	0	Absolutely No	0	94	Research	Defon Sell	2.45%	5.91%	C	-11																														
2025/01/24	0.240	No Trade	No Trade	23.67%	0	Absolutely No	0	94	Research	Defon Sell	1.59%	4.76%	C	-15																														
2025/01/27	0.241	No Trade	No Trade	27.93%	0	Absolutely No	0	94	Research	Defon Sell	1.88%	5.32%	C	-19																														
2025/01/28	0.241	No Trade	No Trade	28.77%	0	Absolutely No	0	94	Research	Defon Sell	1.93%	5.41%	C	-24																														
2025/01/29	0.241	No Trade	No Trade	29.43%	0	Absolutely No	0	94	Research	Defon Sell	1.98%	5.48%	C	-27																														
2025/01/30	0.243	No Trade	No Trade	40.54%	0	Absolutely No	0	95	Research	Defon Sell	2.72%	5.74%	C	-28																														
2025/01/31	0.243	No Trade	No Trade	41.44%	0	Absolutely No	0	95	Research	Defon Sell	2.79%	5.77%	C	-23																														
2025/02/03	0.244	No Trade	No Trade	45.01%	0	Absolutely No	0	95	Research	Defon Sell	3.02%	3.75%	C	-17																														
2025/02/04	0.242	No Trade	No Trade	33.77%	0	Absolutely No	0	94	Research	Defon Sell	2.27%	2.32%	C	-11																														
2025/02/05	0.237	No Trade	No Trade	3.45%	0	Absolutely No	0	-92	Research	Defcon Buy	0.23%	0.01%	C	-10																														
2025/02/06	0.236	No Trade	No Trade	3.51%	0	Absolutely No	0	-92	Research	Defcon Buy	-0.30%	-0.30%	C	-10																														
2025/02/07	0.235	No Trade	No Trade	4.65%	0	Absolutely No	0	-92	Research	Defcon Buy	-0.40%	-1.01%	C	-12																														
2025/02/10	0.237	No Trade	No Trade	3.12%	0	Absolutely No	0	-92	Research	Defcon Buy	0.21%	-0.04%	C	-15																														
2025/02/11	0.239	No Trade	No Trade	15.85%	0	Absolutely No	0	93	Research	Defon Sell	1.07%	1.11%	C	-17																														
2025/02/12	0.238	No Trade	No Trade	8.17%	0	Absolutely No	0	-91	Research	Defcon Buy	0.55%	0.38%	C	-18																														
2025/02/13	0.238	No Trade	No Trade	12.42%	0	Absolutely No	0	93	Research	Defon Sell	0.83%	-0.43%	C	-20																														
2025/02/14	0.238	Buy_Panda_ST	No Trade	12.73%	0	Absolutely No	0	93	Research	Defon Sell	0.86%	0.33%	C	-20																														
2025/02/17	0.239	Buy_Panda_ST	No Trade	16.25%	0	Absolutely No	0	93	Research	Defon Sell	1.09%	1.14%	C	-16																														
2025/02/18	0.239	No Trade	No Trade	13.32%	0	Absolutely No	0	93	Research	Defon Sell	0.90%	0.81%	C	-10																														



Date	9 day	9 vs 21 day	33 day
2024/12/30	Buy_9day	Sell 9 vs 21	Buy 33_Day
2025/01/02	Buy_9day	Sell 9 vs 21	Buy 33_Day
2025/01/03	Buy_9day	Sell 9 vs 21	Buy 33_Day
2025/01/06	Buy_9day	Sell 9 vs 21	Buy 33_Day
2025/01/07	Buy_9day	Sell 9 vs 21	Buy 33_Day
2025/01/08	Buy_9day	Sell 9 vs 21	Buy 33_Day
2025/01/09	Buy_9day	Buy 9 vs 21	Buy 33_Day
2025/01/10	Buy_9day	Buy 9 vs 21	Buy 33_Day
2025/01/13	Sell_9day	Buy 9 vs 21	Buy 33_Day
2025/01/14	Sell_9day	Buy 9 vs 21	Sell 33_Day
2025/01/15	Buy_9day	Buy 9 vs 21	Buy 33_Day
2025/01/16	Sell_9day	Buy 9 vs 21	Sell 33_Day
2025/01/17	Sell_9day	Sell 9 vs 21	Sell 33_Day
2025/01/20	Sell_9day	Sell 9 vs 21	Sell 33_Day
2025/01/21	Sell_9day	Sell 9 vs 21	Sell 33_Day
2025/01/22	Sell_9day	Sell 9 vs 21	Sell 33_Day
2025/01/23	Sell_9day	Sell 9 vs 21	Sell 33_Day
2025/01/24	Sell_9day	Sell 9 vs 21	Sell 33_Day
2025/01/27	Sell_9day	Sell 9 vs 21	Sell 33_Day
2025/01/28	Sell_9day	Sell 9 vs 21	Sell 33_Day
2025/01/29	Sell_9day	Sell 9 vs 21	Sell 33_Day
2025/01/30	Buy_9day	Sell 9 vs 21	Sell 33_Day
2025/01/31	Buy_9day	Sell 9 vs 21	Sell 33_Day
2025/02/03	Buy_9day	Sell 9 vs 21	Sell 33_Day
2025/02/04	Sell_9day	Sell 9 vs 21	Sell 33_Day
2025/02/05	Sell_9day	Sell 9 vs 21	Sell 33_Day
2025/02/06	Sell_9day	Sell 9 vs 21	Sell 33_Day
2025/02/07	Sell_9day	Sell 9 vs 21	Sell 33_Day
2025/02/10	Sell_9day	Sell 9 vs 21	Sell 33_Day
2025/02/11	Sell_9day	Sell 9 vs 21	Sell 33_Day
2025/02/12	Sell_9day	Sell 9 vs 21	Sell 33_Day
2025/02/13	Buy_9day	Sell 9 vs 21	Sell 33_Day
2025/02/14	Buy_9day	Sell 9 vs 21	Sell 33_Day
2025/02/17	Buy_9day	Sell 9 vs 21	Sell 33_Day
2025/02/18	Buy_9day	Sell 9 vs 21	Sell 33_Day

Strategy Universe	Euro_Energy_Pairs	Ascendant guidance	Trade	Strategy_Open Date	2024/12/30	Caterpillar Guidance	Trade	
<div><div><div>— ENI.MTA</div><div>--- 21 per. Mov. Avg. (ENI.MTA)</div><div>— Linear (ENI.MTA)</div></div></div>		<div><div><div>— TTE.PAR</div><div>--- 21 per. Mov. Avg. (TTE.PAR)</div><div>— Linear (TTE.PAR)</div></div></div>				(+) : Mom Days	0	
						(-) : Mom Days	0	
						Guided : Factor	9 vs 21 day	
						324_Buy Guidance	0.0%	
						324_Sell Guidance	91.1%	
						Mom_75 (days)	0.8%	
						9 vs 21 day	-0.92%	
						Price vs 9 day	0.37%	



OMU.LSE

B

Old Mutual Limited

u

Financials

y

Life Insurance

United Kingdom

Market Cap : (B)

2 479

Follow the " 3day to 5day waiting period " before entering the trade : understand the Graph, Trend and Variables

SAMPO.HEL

Sampo Plc A

Financials

Nonlife Insurance

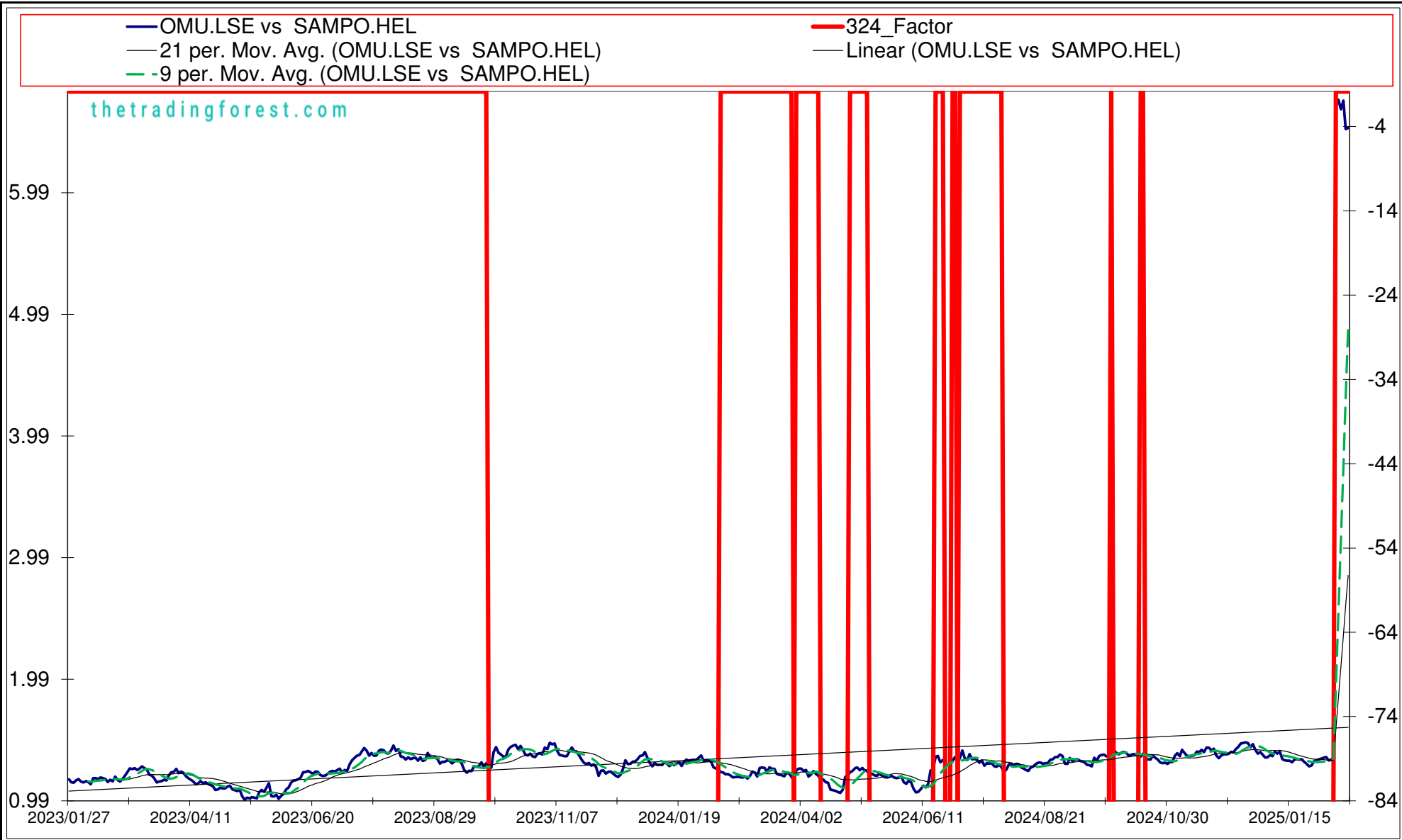
Finland

Market Cap : (B)

21 500

Plan your enrty levels. Focus on the process not the outcome. Expect further short-term deviation from the trade signal. "Patience"

-2.244										110.152				-49.088	
Date	Price or Relative Price	Short_Term_ Radar	Medium_ Term_Radar	Caterpillar_ %	Wise_ Owl(Rnk)	324_Factor	Factor_324	Defcon _Index	Defcon _Index_Trade	Margin of Safety	75_Day_Mom	Trade_Rating (Guidance)	Trendsum		
2024/12/18	1.455	No Trade	No Trade	54.87%	50	Research	-85	99	Research Defon Sell	-12.03%	10.49%	C	15		
2024/12/19	1.409	Sell_Panda_ST	Sell_Panda_ST	67.79%	50	Research	-85	96	Research Defon Sell	-14.86%	6.35%	C	12		
2024/12/20	1.377	No Trade	No Trade	77.19%	0	Research	-85	0	Absolutely no Trade	-16.93%	3.31%	C	9		
2024/12/23	1.390	No Trade	No Trade	74.52%	0	Research	-85	0	Absolutely no Trade	-16.34%	5.34%	C	6		
2024/12/27	1.370	No Trade	No Trade	81.48%	0	Research	-85	0	Absolutely no Trade	-17.87%	4.22%	C	3		
2024/12/30	1.346	No Trade	No Trade	89.03%	30	Research	-85	0	Absolutely no Trade	-19.52%	3.06%	C	-1		
2025/01/02	1.348	No Trade	No Trade	89.56%	30	Research	-85	0	Absolutely no Trade	-19.64%	4.73%	C	-6		
2025/01/03	1.366	No Trade	No Trade	84.92%	30	Research	-85	0	Absolutely no Trade	-18.62%	6.58%	C	-11		
2025/01/06	1.356	No Trade	No Trade	88.66%	30	Research	-85	0	Absolutely no Trade	-19.44%	6.60%	C	-14		
2025/01/07	1.393	No Trade	No Trade	78.82%	30	Research	-85	0	Absolutely no Trade	-17.28%	3.66%	C	-16		
2025/01/08	1.377	No Trade	No Trade	83.66%	30	Research	-85	0	Absolutely no Trade	-18.34%	4.36%	C	-12		
2025/01/09	1.393	No Trade	No Trade	79.55%	0	Research	-85	0	Absolutely no Trade	-17.44%	2.50%	C	-9		
2025/01/10	1.333	No Trade	No Trade	96.26%	30	Research	-85	-75	Absolutely no Trade	-21.11%	-2.44%	C	-9		
2025/01/13	1.324	No Trade	No Trade	99.69%	30	Research	-85	-76	Absolutely no Trade	-21.86%	-3.44%	C	-11		
2025/01/14	1.319	No Trade	No Trade	100.00%	30	Research	-85	-76	Absolutely no Trade	-22.18%	-2.63%	C	-13		
2025/01/15	1.319	No Trade	No Trade	100.00%	30	Research	-85	-76	Absolutely no Trade	-22.27%	-2.48%	C	-15		
2025/01/16	1.307	No Trade	No Trade	100.00%	30	Research	-85	-77	Absolutely no Trade	-23.06%	-9.35%	C	-16		
2025/01/17	1.330	No Trade	No Trade	94.45%	30	Research	-85	-75	Absolutely no Trade	-21.78%	-5.57%	C	-17		
2025/01/20	1.332	No Trade	No Trade	94.78%	30	Research	-85	-75	Absolutely no Trade	-21.85%	-3.80%	C	-20		
2025/01/21	1.328	No Trade	No Trade	96.07%	30	Research	-85	-75	Absolutely no Trade	-22.15%	-3.18%	C	-22		
2025/01/22	1.330	No Trade	No Trade	95.90%	30	Research	-85	-75	Absolutely no Trade	-22.11%	-3.79%	C	-24		
2025/01/23	1.310	No Trade	No Trade	100.00%	30	Research	-85	-77	Absolutely no Trade	-23.34%	-5.78%	C	-22		
2025/01/24	1.293	No Trade	No Trade	100.00%	30	Research	-85	-78	Absolutely no Trade	-24.40%	-6.73%	C	-24		
2025/01/27	1.273	No Trade	No Trade	100.00%	30	Research	-85	-80	Research Defcon Buy	-25.80%	-6.57%	C	-26		
2025/01/28	1.280	No Trade	No Trade	98.54%	30	Research	-85	-80	Research Defcon Buy	-25.43%	-6.31%	C	-28		
2025/01/29	1.313	No Trade	No Trade	91.39%	50	Research	-85	-77	Absolutely no Trade	-23.58%	-4.45%	C	-31		
2025/01/30	1.322	No Trade	No Trade	89.58%	50	Research	-85	-76	Absolutely no Trade	-23.12%	-3.60%	C	-32		
2025/01/31	1.330	Buy_Panda_ST	No Trade	88.14%	50	Research	-85	-75	Absolutely no Trade	-22.74%	-2.58%	C	-32		
2025/02/03	1.336	Buy_Panda_ST	Buy_Panda_ST	87.58%	30	Research	-85	-74	Absolutely no Trade	-22.60%	-1.26%	C	-28		
2025/02/04	1.344	Buy_Panda_ST	Buy_Panda_ST	86.02%	30	Research	-85	0	Absolutely no Trade	-22.20%	-2.37%	C	-23		
2025/02/05	1.349	Buy_Panda_ST	Buy_Panda_ST	85.15%	30	Research	-85	0	Absolutely no Trade	-21.97%	1.32%	C	-17		
2025/02/06	1.322	Buy_Panda_ST	No Trade	91.46%	30	Research	-85	-76	Absolutely no Trade	-23.60%	-0.61%	C	-12		
2025/02/07	1.327	No Trade	No Trade	90.70%	30	Research	-85	-75	Absolutely no Trade	-23.41%	-0.17%	C	-8		
2025/02/10	1.344	No Trade	No Trade	87.67%	30	Research	-85	0	Absolutely no Trade	-22.62%	-1.28%	C	-4		
2025/02/11	6.703	No Trade	No Trade	100.00%	30	Absolutely No	0	100	Research Defon Sell	285.63%	398.88%	C	-1		
2025/02/12	6.753	No Trade	No Trade	100.00%	30	Absolutely No	0	100	Research Defon Sell	288.16%	408.02%	C	-1		
2025/02/13	6.674	No Trade	No Trade	98.32%	30	Absolutely No	0	99	Research Defon Sell	283.30%	411.51%	C	-1		
2025/02/14	6.745	No Trade	No Trade	99.61%	30	Absolutely No	0	100	Research Defon Sell	287.05%	418.95%	C	1		
2025/02/17	6.513	No Trade	No Trade	94.64%	30	Absolutely No	0	96	Research Defon Sell	272.71%	400.06%	C	3		
2025/02/18	6.521	No Trade	No Trade	94.69%	30	Absolutely No	0	97	Research Defon Sell	272.85%	404.40%	C	3		



Date	9 day	9 vs 21 day	33 day
2024/12/30	Sell_9day	Buy 9 vs 21	Sell 33_Day
2025/01/02	Sell_9day	Sell 9 vs 21	Sell 33_Day
2025/01/03	Sell_9day	Sell 9 vs 21	Sell 33_Day
2025/01/06	Sell_9day	Sell 9 vs 21	Sell 33_Day
2025/01/07	Buy_9day	Sell 9 vs 21	Sell 33_Day
2025/01/08	Buy_9day	Sell 9 vs 21	Sell 33_Day
2025/01/09	Buy_9day	Sell 9 vs 21	Sell 33_Day
2025/01/10	Sell_9day	Sell 9 vs 21	Sell 33_Day
2025/01/13	Sell_9day	Sell 9 vs 21	Sell 33_Day
2025/01/14	Sell_9day	Sell 9 vs 21	Sell 33_Day
2025/01/15	Sell_9day	Sell 9 vs 21	Sell 33_Day
2025/01/16	Sell_9day	Sell 9 vs 21	Sell 33_Day
2025/01/17	Sell_9day	Sell 9 vs 21	Sell 33_Day
2025/01/20	Sell_9day	Sell 9 vs 21	Sell 33_Day
2025/01/21	Sell_9day	Sell 9 vs 21	Sell 33_Day
2025/01/22	Buy_9day	Sell 9 vs 21	Sell 33_Day
2025/01/23	Sell_9day	Sell 9 vs 21	Sell 33_Day
2025/01/24	Sell_9day	Sell 9 vs 21	Sell 33_Day
2025/01/27	Sell_9day	Sell 9 vs 21	Sell 33_Day
2025/01/28	Sell_9day	Sell 9 vs 21	Sell 33_Day
2025/01/29	Buy_9day	Sell 9 vs 21	Sell 33_Day
2025/01/30	Buy_9day	Sell 9 vs 21	Sell 33_Day
2025/01/31	Buy_9day	Sell 9 vs 21	Sell 33_Day
2025/02/03	Buy_9day	Sell 9 vs 21	Sell 33_Day
2025/02/04	Buy_9day	Sell 9 vs 21	Sell 33_Day
2025/02/05	Buy_9day	Sell 9 vs 21	Sell 33_Day
2025/02/06	Buy_9day	Sell 9 vs 21	Sell 33_Day
2025/02/07	Buy_9day	Buy 9 vs 21	Sell 33_Day
2025/02/10	Buy_9day	Buy 9 vs 21	Buy 33_Day
2025/02/11	Buy_9day	Buy 9 vs 21	Buy 33_Day
2025/02/12	Buy_9day	Buy 9 vs 21	Buy 33_Day
2025/02/13	Buy_9day	Buy 9 vs 21	Buy 33_Day
2025/02/14	Buy_9day	Buy 9 vs 21	Buy 33_Day
2025/02/17	Buy_9day	Buy 9 vs 21	Buy 33_Day
2025/02/18	Buy_9day	Buy 9 vs 21	Buy 33_Day

Strategy Universe

Euro\_Ins\_Pairs

Ascendant guidance

Research

Strategy\_Open Date

2024/12/30

Caterpillar Guidance

Trade

OMU.LSE

21 per. Mov. Avg. (OMU.LSE)

Linear (OMU.LSE)

SAMPO.HEL

21 per. Mov. Avg. (SAMPO.HEL)

Linear (SAMPO.HEL)

(+) : Mom Days

6

(-) : Mom Days

0

Guided : Factor

9 vs 21 day

324\_Buy Guidance

0.0%

324\_Sell Guidance

96.6%

Mom\_75 (days)

404.4%

9 vs 21 day

71.56%

Price vs 9 day

33.68%

S  
e  
i  
l

AIR.PAR

Airbus Se

Industrials

Industrial Goods & Services

France

Market Cap : (B)

109 041

Follow the " 3day to 5day waiting period " before entering the trade : understand the Graph, Trend and Variables

ASML.AMS

Asml Holding

Information Technology

Technology Hardware & Equipment

Netherlands

Market Cap : (B)

252 363

Plan your enrty levels. Focus on the process not the outcome. Expect further short-term deviation from the trade signal. "Patience"

-2.394														23.734		-9.915	
Date	Price or Relative Price	Short_Term_ Radar	Medium_ Term_Radar	Caterpillar_ %	Wise_ Owl(Rnk)	324_Factor	Factor_324	Defcon _Index	Defcon _Index_Trade	Margin of Safety	75_Day_Mom	Trade_Rating (Guidance)	Trendsum				
2024/12/18	0.221	Sell_Panda_ST	Sell_Panda_ST	30.61%	0	Absolutely No	0	0	Absolutely no Trade	9.56%	21.04%	C	18				
2024/12/19	0.227	Sell_Panda_ST	No Trade	38.61%	0	Absolutely No	0	97	Research Defon Sell	12.06%	20.23%	C	15				
2024/12/20	0.226	Sell_Panda_ST	No Trade	37.24%	0	Absolutely No	0	96	Research Defon Sell	11.54%	17.61%	C	12				
2024/12/23	0.225	No Trade	No Trade	36.12%	0	Absolutely No	0	96	Research Defon Sell	11.20%	16.04%	C	9				
2024/12/27	0.227	No Trade	No Trade	38.96%	0	Absolutely No	0	97	Research Defon Sell	11.91%	21.56%	C	7				
2024/12/30	0.230	No Trade	No Trade	46.40%	0	Absolutely No	0	98	Research Defon Sell	13.31%	27.15%	C	6				
2025/01/02	0.232	No Trade	No Trade	50.08%	0	Absolutely No	0	99	Research Defon Sell	14.37%	30.54%	C	8				
2025/01/03	0.230	No Trade	No Trade	47.24%	0	Absolutely No	0	98	Research Defon Sell	13.56%	28.21%	C	10				
2025/01/06	0.213	No Trade	No Trade	17.75%	0	Absolutely No	0	0	Absolutely no Trade	5.09%	19.48%	C	8				
2025/01/07	0.215	No Trade	No Trade	19.43%	0	Absolutely No	0	0	Absolutely no Trade	5.58%	19.16%	C	7				
2025/01/08	0.219	No Trade	No Trade	26.93%	0	Absolutely No	0	0	Absolutely no Trade	7.73%	22.71%	C	5				
2025/01/09	0.213	No Trade	No Trade	17.46%	0	Absolutely No	0	0	Absolutely no Trade	4.95%	16.87%	C	2				
2025/01/10	0.217	No Trade	No Trade	24.10%	0	Absolutely No	0	0	Absolutely no Trade	6.83%	17.38%	C	-2				
2025/01/13	0.218	No Trade	No Trade	25.95%	0	Absolutely No	0	0	Absolutely no Trade	7.35%	17.82%	C	-8				
2025/01/14	0.219	No Trade	No Trade	28.18%	0	Absolutely No	0	0	Absolutely no Trade	7.52%	20.49%	C	-11				
2025/01/15	0.217	No Trade	No Trade	23.94%	0	Absolutely No	0	0	Absolutely no Trade	6.39%	22.51%	C	-13				
2025/01/16	0.211	No Trade	No Trade	13.32%	0	Absolutely No	0	0	Absolutely no Trade	3.55%	19.35%	C	-17				
2025/01/17	0.218	No Trade	No Trade	25.44%	0	Absolutely No	0	0	Absolutely no Trade	6.79%	23.60%	C	-19				
2025/01/20	0.218	No Trade	No Trade	26.86%	0	Absolutely No	0	0	Absolutely no Trade	7.17%	25.89%	C	-21				
2025/01/21	0.223	No Trade	No Trade	35.01%	0	Absolutely No	0	95	Research Defon Sell	9.34%	32.62%	C	-19				
2025/01/22	0.221	No Trade	No Trade	30.82%	0	Absolutely No	0	0	Absolutely no Trade	8.22%	31.70%	C	-18				
2025/01/23	0.233	No Trade	No Trade	53.22%	0	Absolutely No	0	100	Research Defon Sell	14.20%	39.15%	C	-16				
2025/01/24	0.238	No Trade	No Trade	63.02%	50	Research	85	100	Research Defon Sell	16.81%	39.89%	A	-14				
2025/01/27	0.255	No Trade	No Trade	92.27%	50	Research	85	100	Research Defon Sell	24.62%	51.51%	A	-12				
2025/01/28	0.258	No Trade	No Trade	98.48%	50	Research	85	100	Research Defon Sell	26.28%	55.36%	A	-10				
2025/01/29	0.244	No Trade	No Trade	72.99%	0	Research	85	0	Absolutely no Trade	19.48%	45.56%	C	-4				
2025/01/30	0.235	No Trade	No Trade	56.77%	0	Research	85	0	Absolutely no Trade	15.15%	36.46%	C	0				
2025/01/31	0.231	No Trade	No Trade	49.13%	0	Research	85	0	Absolutely no Trade	13.11%	35.54%	C	4				
2025/02/03	0.235	No Trade	No Trade	55.05%	0	Research	85	0	Absolutely no Trade	14.69%	15.48%	C	4				
2025/02/04	0.233	No Trade	No Trade	52.00%	0	Research	85	0	Absolutely no Trade	13.87%	8.65%	C	2				
2025/02/05	0.236	No Trade	No Trade	57.98%	0	Research	85	0	Absolutely no Trade	15.47%	6.09%	C	1				
2025/02/06	0.235	No Trade	No Trade	54.86%	0	Research	85	0	Absolutely no Trade	14.64%	11.76%	C	-1				
2025/02/07	0.237	No Trade	No Trade	59.72%	0	Research	85	0	Absolutely no Trade	15.93%	12.46%	C	-1				
2025/02/10	0.234	No Trade	No Trade	53.04%	0	Research	85	0	Absolutely no Trade	13.94%	10.25%	C	0				
2025/02/11	0.231	No Trade	No Trade	48.41%	0	Research	85	0	Absolutely no Trade	12.72%	7.84%	C	-2				
2025/02/12	0.236	No Trade	No Trade	58.28%	0	Research	85	0	Absolutely no Trade	15.31%	10.81%	C	-1				
2025/02/13	0.230	No Trade	No Trade	46.82%	0	Research	85	0	Absolutely no Trade	12.30%	8.90%	C	-3				
2025/02/14	0.230	No Trade	No Trade	46.34%	0	Research	85	0	Absolutely no Trade	12.18%	7.85%	C	-5				
2025/02/17	0.234	No Trade	No Trade	53.64%	0	Research	85	0	Absolutely no Trade	14.09%	9.37%	C	-7				
2025/02/18	0.242	No Trade	No Trade	67.02%	0	Research	85	0	Absolutely no Trade	17.61%	9.59%	C	-8				



Date	9 day	9 vs 21 day	33 day
2024/12/30	Buy_9day	Sell 9 vs 21	Buy 33_Day
2025/01/02	Buy_9day	Sell 9 vs 21	Buy 33_Day
2025/01/03	Buy_9day	Sell 9 vs 21	Buy 33_Day
2025/01/06	Sell_9day	Sell 9 vs 21	Sell 33_Day
2025/01/07	Sell_9day	Sell 9 vs 21	Sell 33_Day
2025/01/08	Sell_9day	Sell 9 vs 21	Sell 33_Day
2025/01/09	Sell_9day	Sell 9 vs 21	Sell 33_Day
2025/01/10	Sell_9day	Sell 9 vs 21	Sell 33_Day
2025/01/13	Sell_9day	Sell 9 vs 21	Sell 33_Day
2025/01/14	Sell_9day	Sell 9 vs 21	Sell 33_Day
2025/01/15	Sell_9day	Sell 9 vs 21	Sell 33_Day
2025/01/16	Sell_9day	Sell 9 vs 21	Sell 33_Day
2025/01/17	Buy_9day	Sell 9 vs 21	Sell 33_Day
2025/01/20	Buy_9day	Sell 9 vs 21	Sell 33_Day
2025/01/21	Buy_9day	Sell 9 vs 21	Sell 33_Day
2025/01/22	Buy_9day	Sell 9 vs 21	Sell 33_Day
2025/01/23	Buy_9day	Sell 9 vs 21	Buy 33_Day
2025/01/24	Buy_9day	Sell 9 vs 21	Buy 33_Day
2025/01/27	Buy_9day	Buy 9 vs 21	Buy 33_Day
2025/01/28	Buy_9day	Buy 9 vs 21	Buy 33_Day
2025/01/29	Buy_9day	Buy 9 vs 21	Buy 33_Day
2025/01/30	Sell_9day	Buy 9 vs 21	Buy 33_Day
2025/01/31	Sell_9day	Buy 9 vs 21	Buy 33_Day
2025/02/03	Sell_9day	Buy 9 vs 21	Buy 33_Day
2025/02/04	Sell_9day	Buy 9 vs 21	Buy 33_Day
2025/02/05	Sell_9day	Buy 9 vs 21	Buy 33_Day
2025/02/06	Sell_9day	Buy 9 vs 21	Buy 33_Day
2025/02/07	Sell_9day	Buy 9 vs 21	Buy 33_Day
2025/02/10	Sell_9day	Buy 9 vs 21	Buy 33_Day
2025/02/11	Sell_9day	Buy 9 vs 21	Buy 33_Day
2025/02/12	Buy_9day	Buy 9 vs 21	Buy 33_Day
2025/02/13	Sell_9day	Buy 9 vs 21	Buy 33_Day
2025/02/14	Sell_9day	Sell 9 vs 21	Buy 33_Day
2025/02/17	Buy_9day	Sell 9 vs 21	Buy 33_Day
2025/02/18	Buy_9day	Sell 9 vs 21	Buy 33_Day

Strategy Universe	Euro_Europe_STOXX50_Pairs	Ascendant guidance	Trade	Strategy_Open Date	2024/12/30	Caterpillar Guidance	Trade
<div><div><div><div>AIR.PAR</div><div>21 per. Mov. Avg. (AIR.PAR)</div><div>Linear (AIR.PAR)</div></div><div><div>ASML.AMS</div><div>21 per. Mov. Avg. (ASML.AMS)</div><div>Linear (ASML.AMS)</div></div></div></div>						(+) : Mom Days	23
						(-) : Mom Days	0
						Guided : Factor	9 vs 21 day
						324_Buy Guidance	0.0%
						324_Sell Guidance	93.6%
						Mom_75 (days)	9.6%
						9 vs 21 day	-0.60%
						Price vs 9 day	3.05%



S  
e  
I  
I

AIR.PAR

Airbus Se

Industrials

Industrial Goods & Services

France

Follow the " 3day to 5day waiting period " before entering the trade : understand the Graph, Trend and Variables

Market Cap : (B)

109 041

DAI.ETR

Daimler Ag - Mercedes-Benz Grp Na O.N.

Consumer Discretionary

Automobiles & Parts

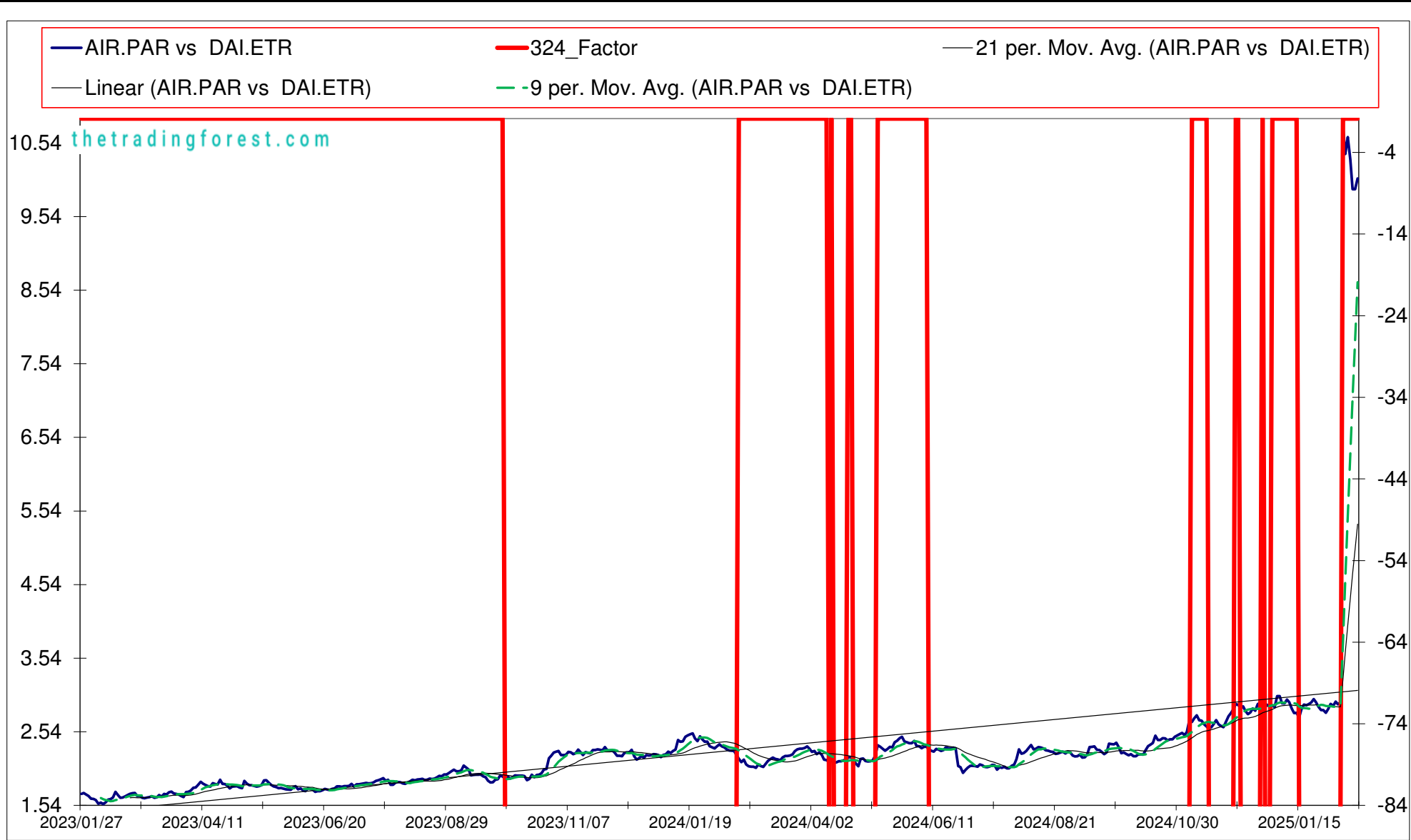
Germany

Plan your enrty levels. Focus on the process not the outcome. Expect further short-term deviation from the trade signal. "Patience"

Market Cap : (B)

49 810

-2.236130.470-58.342														
Date	Price or Relative Price	Short_Term_ Radar	Medium_ Term_Radar	Caterpillar_ %	Wise_ Owl(Rnk)	324_Factor	Factor_324	Defcon _Index	Defcon _Index_Trade	Margin of Safety	75_Day_Mom	Trade_Rating (Guidance)	Trendsum	
2024/12/18	2.943	No Trade	No Trade	25.08%	0	Absolutely No	0	100	Research Defon Sell	-5.87%	34.33%	C	7	
2024/12/19	2.931	No Trade	No Trade	27.21%	50	Research	-85	100	Research Defon Sell	-6.37%	33.49%	A	8	
2024/12/20	2.897	No Trade	No Trade	32.30%	50	Research	-85	98	Research Defon Sell	-7.56%	29.95%	B	10	
2024/12/23	2.915	No Trade	No Trade	31.07%	50	Research	-85	99	Research Defon Sell	-7.27%	24.87%	A	13	
2024/12/27	2.900	No Trade	No Trade	34.89%	0	Absolutely No	0	99	Research Defon Sell	-8.17%	23.98%	C	13	
2024/12/30	2.878	Sell_Panda_ST	No Trade	39.04%	0	Absolutely No	0	98	Research Defon Sell	-9.14%	22.74%	C	13	
2025/01/02	3.025	No Trade	No Trade	20.53%	0	Absolutely No	0	100	Research Defon Sell	-4.81%	31.66%	C	12	
2025/01/03	3.027	No Trade	No Trade	20.70%	0	Absolutely No	0	100	Research Defon Sell	-4.84%	31.89%	C	10	
2025/01/06	2.930	No Trade	No Trade	34.93%	0	Absolutely No	0	97	Research Defon Sell	-8.18%	29.19%	C	9	
2025/01/07	2.928	No Trade	No Trade	35.66%	0	Absolutely No	0	97	Research Defon Sell	-8.35%	30.92%	C	7	
2025/01/08	2.979	No Trade	No Trade	29.22%	0	Absolutely No	0	98	Research Defon Sell	-6.84%	31.70%	C	8	
2025/01/09	2.941	No Trade	No Trade	34.73%	0	Absolutely No	0	97	Research Defon Sell	-8.13%	23.49%	C	8	
2025/01/10	2.857	No Trade	No Trade	46.36%	0	Absolutely No	0	0	Absolutely no Trade	-10.85%	20.24%	C	7	
2025/01/13	2.796	No Trade	No Trade	55.69%	0	Absolutely No	0	0	Absolutely no Trade	-13.04%	17.86%	C	5	
2025/01/14	2.800	No Trade	No Trade	55.53%	0	Absolutely No	0	0	Absolutely no Trade	-13.00%	17.05%	C	1	
2025/01/15	2.733	No Trade	No Trade	64.74%	0	Research	-85	0	Absolutely no Trade	-15.15%	17.22%	C	-4	
2025/01/16	2.847	No Trade	No Trade	50.09%	0	Research	-85	0	Absolutely no Trade	-11.72%	26.49%	C	-9	
2025/01/17	2.911	No Trade	No Trade	41.97%	50	Research	-85	96	Research Defon Sell	-9.82%	28.63%	B	-14	
2025/01/20	2.903	No Trade	No Trade	44.22%	50	Research	-85	96	Research Defon Sell	-10.35%	29.51%	B	-16	
2025/01/21	2.918	No Trade	No Trade	42.71%	50	Research	-85	96	Research Defon Sell	-10.00%	31.36%	B	-16	
2025/01/22	2.941	No Trade	No Trade	40.10%	50	Research	-85	97	Research Defon Sell	-9.39%	31.46%	B	-11	
2025/01/23	2.987	No Trade	No Trade	34.42%	50	Research	-85	99	Research Defon Sell	-8.06%	35.16%	B	-6	
2025/01/24	2.942	No Trade	No Trade	40.66%	50	Research	-85	97	Research Defon Sell	-9.52%	33.19%	B	-1	
2025/01/27	2.880	No Trade	No Trade	50.07%	50	Research	-85	95	Research Defon Sell	-11.72%	28.94%	B	1	
2025/01/28	2.838	No Trade	No Trade	55.95%	0	Research	-85	0	Absolutely no Trade	-13.10%	26.97%	C	0	
2025/01/29	2.836	No Trade	No Trade	56.55%	0	Research	-85	0	Absolutely no Trade	-13.24%	27.04%	C	-4	
2025/01/30	2.799	No Trade	No Trade	61.76%	0	Research	-85	0	Absolutely no Trade	-14.46%	22.12%	C	-8	
2025/01/31	2.857	No Trade	No Trade	54.62%	0	Research	-85	0	Absolutely no Trade	-12.78%	21.80%	C	-12	
2025/02/03	2.922	No Trade	No Trade	47.29%	50	Research	-85	97	Research Defon Sell	-11.07%	23.33%	B	-15	
2025/02/04	2.894	No Trade	No Trade	51.33%	50	Research	-85	96	Research Defon Sell	-12.01%	21.00%	B	-16	
2025/02/05	2.951	No Trade	No Trade	44.31%	50	Research	-85	97	Research Defon Sell	-10.37%	18.56%	B	-15	
2025/02/06	2.914	No Trade	No Trade	49.49%	50	Research	-85	96	Research Defon Sell	-11.58%	19.85%	B	-12	
2025/02/07	2.940	No Trade	No Trade	46.46%	50	Research	-85	97	Research Defon Sell	-10.88%	21.01%	B	-8	
2025/02/10	10.765	No Trade	No Trade	100.00%	30	Absolutely No	0	100	Research Defon Sell	225.31%	338.64%	C	-3	
2025/02/11	10.393	No Trade	No Trade	94.86%	30	Absolutely No	0	97	Research Defon Sell	213.74%	323.94%	C	2	
2025/02/12	10.621	No Trade	No Trade	97.78%	30	Absolutely No	0	99	Research Defon Sell	220.31%	337.90%	C	3	
2025/02/13	10.321	No Trade	No Trade	93.62%	30	Absolutely No	0	96	Research Defon Sell	210.92%	322.95%	C	5	
2025/02/14	9.913	No Trade	No Trade	88.03%	0	Absolutely No	0	0	Absolutely no Trade	198.34%	306.14%	C	4	
2025/02/17	9.913	No Trade	No Trade	87.63%	0	Absolutely No	0	0	Absolutely no Trade	197.43%	300.78%	C	2	
2025/02/18	10.058	No Trade	No Trade	89.43%	0	Absolutely No	0	0	Absolutely no Trade	201.49%	303.72%	C	1	



Date	9 day	9 vs 21 day	33 day
2024/12/30	Sell_9day	Buy 9 vs 21	Buy 33_Day
2025/01/02	Buy_9day	Buy 9 vs 21	Buy 33_Day
2025/01/03	Buy_9day	Buy 9 vs 21	Buy 33_Day
2025/01/06	Sell_9day	Buy 9 vs 21	Buy 33_Day
2025/01/07	Sell_9day	Buy 9 vs 21	Buy 33_Day
2025/01/08	Buy_9day	Buy 9 vs 21	Buy 33_Day
2025/01/09	Sell_9day	Buy 9 vs 21	Buy 33_Day
2025/01/10	Sell_9day	Buy 9 vs 21	Buy 33_Day
2025/01/13	Sell_9day	Buy 9 vs 21	Sell 33_Day
2025/01/14	Sell_9day	Buy 9 vs 21	Sell 33_Day
2025/01/15	Sell_9day	Sell 9 vs 21	Sell 33_Day
2025/01/16	Sell_9day	Sell 9 vs 21	Sell 33_Day
2025/01/17	Buy_9day	Sell 9 vs 21	Buy 33_Day
2025/01/20	Buy_9day	Sell 9 vs 21	Buy 33_Day
2025/01/21	Buy_9day	Sell 9 vs 21	Buy 33_Day
2025/01/22	Buy_9day	Sell 9 vs 21	Buy 33_Day
2025/01/23	Buy_9day	Sell 9 vs 21	Buy 33_Day
2025/01/24	Buy_9day	Sell 9 vs 21	Buy 33_Day
2025/01/27	Sell_9day	Sell 9 vs 21	Sell 33_Day
2025/01/28	Sell_9day	Buy 9 vs 21	Sell 33_Day
2025/01/29	Sell_9day	Buy 9 vs 21	Sell 33_Day
2025/01/30	Sell_9day	Sell 9 vs 21	Sell 33_Day
2025/01/31	Sell_9day	Buy 9 vs 21	Sell 33_Day
2025/02/03	Buy_9day	Buy 9 vs 21	Buy 33_Day
2025/02/04	Buy_9day	Buy 9 vs 21	Sell 33_Day
2025/02/05	Buy_9day	Sell 9 vs 21	Buy 33_Day
2025/02/06	Buy_9day	Sell 9 vs 21	Buy 33_Day
2025/02/07	Buy_9day	Buy 9 vs 21	Buy 33_Day
2025/02/10	Buy_9day	Buy 9 vs 21	Buy 33_Day
2025/02/11	Buy_9day	Buy 9 vs 21	Buy 33_Day
2025/02/12	Buy_9day	Buy 9 vs 21	Buy 33_Day
2025/02/13	Buy_9day	Buy 9 vs 21	Buy 33_Day
2025/02/14	Buy_9day	Buy 9 vs 21	Buy 33_Day
2025/02/17	Buy_9day	Buy 9 vs 21	Buy 33_Day
2025/02/18	Buy_9day	Buy 9 vs 21	Buy 33_Day

Strategy Universe

Euro\_Europe\_STOXX50\_Pairs

Ascendant guidance

Apply Caution

Strategy\_Open Date

2024/12/30

Caterpillar Guidance

Trade

AIR.PAR

21 per. Mov. Avg. (AIR.PAR)

Linear (AIR.PAR)

DAI.ETR

21 per. Mov. Avg. (DAI.ETR)

Linear (DAI.ETR)

(+) : Mom Days

92

(-) : Mom Days

0

Guided : Factor

66 day

324\_Buy Guidance

0.0%

324\_Sell Guidance

93.4%

Mom\_75 (days)

303.7%

9 vs 21 day

61.30%

Price vs 9 day

16.30%

S  
e  
|  
|

AIR.PAR

Airbus Se

Industrials

Industrial Goods & Services

France

Market Cap : (B)

109 041

Follow the " 3day to 5day waiting period " before entering the trade : understand the Graph, Trend and Variables

MBG.ETR

Mercedes-Benz Group Ag

Consumer Discretionary

Automobiles & Parts

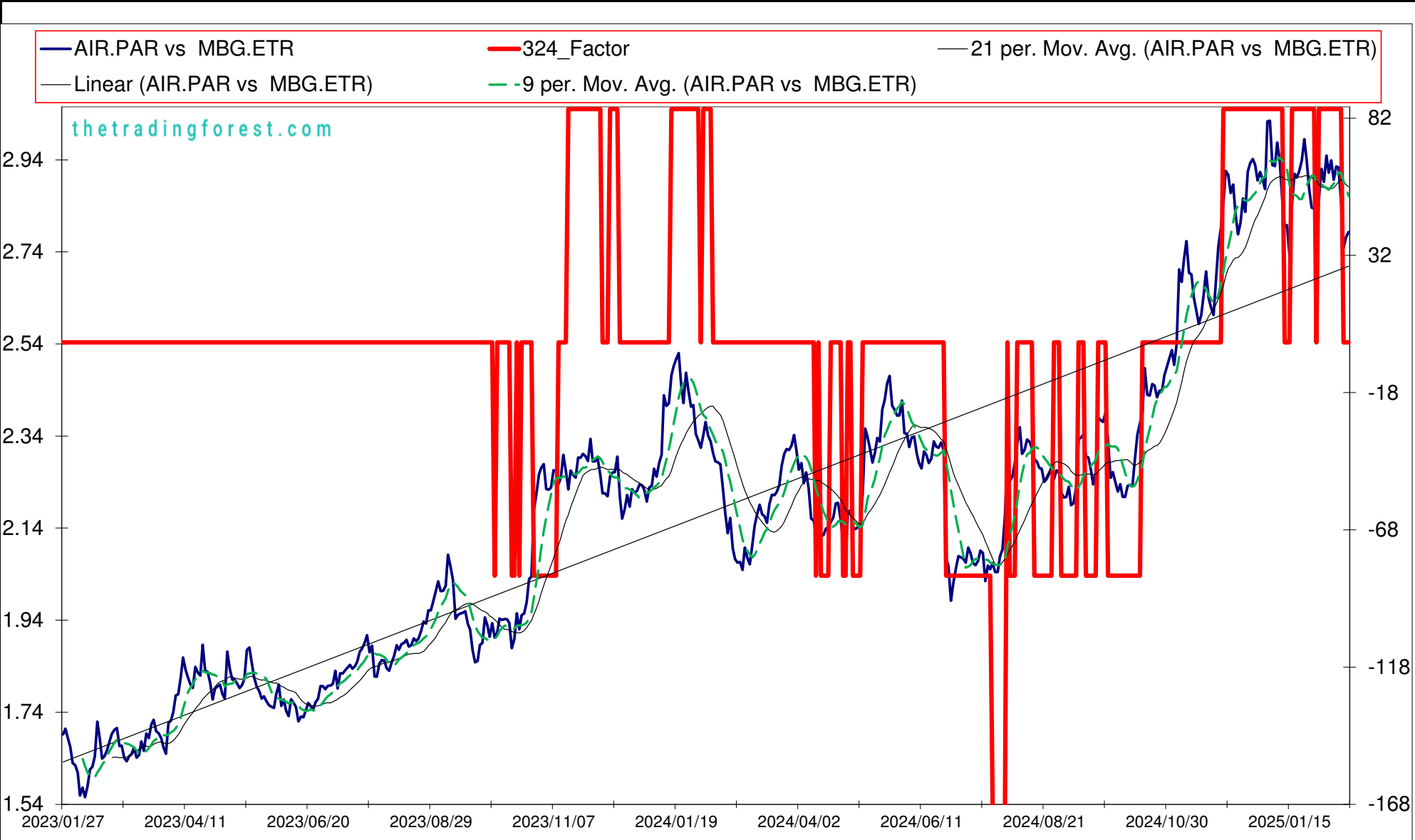
Germany

Market Cap : (B)

49 810

Plan your enrty levels. Focus on the process not the outcome. Expect further short-term deviation from the trade signal. "Patience"

-2.290														51.300		-22.405	
Date	Price or Relative Price	Short_Term_ Radar	Medium_ Term_Radar	Caterpillar_ %	Wise_ Owl(Rnk)	324_Factor	Factor_324	Defcon _Index	Defcon _Index_Trade	Margin of Safety	75_Day_Mom	Trade_Rating (Guidance)	Trendsum				
2024/12/18	2.943	No Trade	No Trade	79.09%	50	Research	85	100	Research Defon Sell	12.66%	34.33%	A	7				
2024/12/19	2.931	No Trade	No Trade	75.77%	50	Research	85	100	Research Defon Sell	12.12%	33.49%	A	8				
2024/12/20	2.897	No Trade	No Trade	67.24%	50	Research	85	98	Research Defon Sell	10.76%	29.95%	B	10				
2024/12/23	2.915	No Trade	No Trade	70.59%	50	Research	85	99	Research Defon Sell	11.30%	24.87%	A	13				
2024/12/27	2.900	No Trade	No Trade	65.43%	50	Research	85	99	Research Defon Sell	10.47%	23.98%	B	13				
2024/12/30	2.878	Sell_Panda_ST	No Trade	59.28%	50	Research	85	98	Research Defon Sell	9.49%	22.74%	B	13				
2025/01/02	3.025	No Trade	No Trade	93.11%	50	Research	85	100	Research Defon Sell	14.90%	31.66%	A	12				
2025/01/03	3.027	No Trade	No Trade	93.22%	50	Research	85	100	Research Defon Sell	14.92%	31.89%	A	10				
2025/01/06	2.930	No Trade	No Trade	69.23%	50	Research	85	97	Research Defon Sell	11.08%	29.19%	B	9				
2025/01/07	2.928	No Trade	No Trade	68.33%	50	Research	85	97	Research Defon Sell	10.93%	30.92%	B	7				
2025/01/08	2.979	No Trade	No Trade	80.11%	50	Research	85	98	Research Defon Sell	12.82%	31.70%	B	8				
2025/01/09	2.941	No Trade	No Trade	70.74%	50	Research	85	97	Research Defon Sell	11.32%	23.49%	B	8				
2025/01/10	2.857	No Trade	No Trade	50.51%	0	Research	85	0	Absolutely no Trade	8.08%	20.24%	C	7				
2025/01/13	2.796	No Trade	No Trade	35.03%	0	Absolutely No	0	0	Absolutely no Trade	5.61%	17.86%	C	5				
2025/01/14	2.800	No Trade	No Trade	35.69%	0	Absolutely No	0	0	Absolutely no Trade	5.71%	17.05%	C	1				
2025/01/15	2.733	No Trade	No Trade	19.67%	0	Absolutely No	0	0	Absolutely no Trade	3.15%	17.22%	C	-4				
2025/01/16	2.847	No Trade	No Trade	46.09%	0	Research	85	0	Absolutely no Trade	7.37%	26.49%	C	-9				
2025/01/17	2.911	No Trade	No Trade	60.90%	50	Research	85	96	Research Defon Sell	9.75%	28.63%	B	-14				
2025/01/20	2.903	No Trade	No Trade	58.01%	50	Research	85	96	Research Defon Sell	9.28%	29.51%	B	-16				
2025/01/21	2.918	No Trade	No Trade	61.07%	50	Research	85	96	Research Defon Sell	9.77%	31.36%	B	-16				
2025/01/22	2.941	No Trade	No Trade	66.11%	50	Research	85	97	Research Defon Sell	10.58%	31.46%	B	-11				
2025/01/23	2.987	No Trade	No Trade	76.62%	50	Research	85	99	Research Defon Sell	12.26%	35.16%	B	-6				
2025/01/24	2.942	No Trade	No Trade	65.86%	50	Research	85	97	Research Defon Sell	10.54%	33.19%	B	-1				
2025/01/27	2.880	No Trade	No Trade	50.12%	50	Research	85	95	Research Defon Sell	8.02%	28.94%	B	1				
2025/01/28	2.838	No Trade	No Trade	39.95%	0	Research	85	0	Absolutely no Trade	6.39%	26.97%	C	0				
2025/01/29	2.836	No Trade	No Trade	39.25%	0	Research	85	0	Absolutely no Trade	6.28%	27.04%	C	-4				
2025/01/30	2.799	No Trade	No Trade	30.25%	0	Absolutely No	0	0	Absolutely no Trade	4.84%	22.12%	C	-8				
2025/01/31	2.857	No Trade	No Trade	43.42%	0	Research	85	0	Absolutely no Trade	6.95%	21.80%	C	-12				
2025/02/03	2.922	No Trade	No Trade	57.66%	50	Research	85	97	Research Defon Sell	9.23%	23.33%	B	-15				
2025/02/04	2.894	No Trade	No Trade	50.76%	50	Research	85	96	Research Defon Sell	8.12%	21.00%	B	-16				
2025/02/05	2.951	No Trade	No Trade	63.73%	50	Research	85	97	Research Defon Sell	10.20%	18.56%	B	-15				
2025/02/06	2.914	No Trade	No Trade	54.77%	50	Research	85	96	Research Defon Sell	8.76%	19.85%	B	-12				
2025/02/07	2.940	No Trade	No Trade	60.58%	50	Research	85	97	Research Defon Sell	9.69%	21.01%	B	-8				
2025/02/10	2.898	No Trade	No Trade	49.81%	50	Research	85	96	Research Defon Sell	7.97%	18.10%	B	-4				
2025/02/11	2.927	No Trade	No Trade	56.14%	50	Research	85	97	Research Defon Sell	8.98%	19.40%	B	-3				
2025/02/12	2.925	No Trade	No Trade	55.32%	50	Research	85	97	Research Defon Sell	8.85%	20.59%	B	-5				
2025/02/13	2.852	No Trade	No Trade	38.03%	0	Research	85	0	Absolutely no Trade	6.09%	16.88%	C	-8				
2025/02/14	2.751	No Trade	No Trade	14.21%	0	Absolutely No	0	0	Absolutely no Trade	2.27%	12.71%	C	-11				
2025/02/17	2.773	No Trade	No Trade	18.46%	0	Absolutely No	0	0	Absolutely no Trade	2.95%	12.12%	C	-15				
2025/02/18	2.785	No Trade	No Trade	20.85%	0	Absolutely No	0	0	Absolutely no Trade	3.34%	11.78%	C	-18				



Date	9 day	9 vs 21 day	33 day
2024/12/30	Sell_9day	Buy 9 vs 21	Buy 33_Day
2025/01/02	Buy_9day	Buy 9 vs 21	Buy 33_Day
2025/01/03	Buy_9day	Buy 9 vs 21	Buy 33_Day
2025/01/06	Sell_9day	Buy 9 vs 21	Buy 33_Day
2025/01/07	Sell_9day	Buy 9 vs 21	Buy 33_Day
2025/01/08	Buy_9day	Buy 9 vs 21	Buy 33_Day
2025/01/09	Sell_9day	Buy 9 vs 21	Buy 33_Day
2025/01/10	Sell_9day	Buy 9 vs 21	Buy 33_Day
2025/01/13	Sell_9day	Buy 9 vs 21	Sell 33_Day
2025/01/14	Sell_9day	Buy 9 vs 21	Sell 33_Day
2025/01/15	Sell_9day	Sell 9 vs 21	Sell 33_Day
2025/01/16	Sell_9day	Sell 9 vs 21	Sell 33_Day
2025/01/17	Buy_9day	Sell 9 vs 21	Buy 33_Day
2025/01/20	Buy_9day	Sell 9 vs 21	Buy 33_Day
2025/01/21	Buy_9day	Sell 9 vs 21	Buy 33_Day
2025/01/22	Buy_9day	Sell 9 vs 21	Buy 33_Day
2025/01/23	Buy_9day	Sell 9 vs 21	Buy 33_Day
2025/01/24	Buy_9day	Sell 9 vs 21	Buy 33_Day
2025/01/27	Sell_9day	Sell 9 vs 21	Sell 33_Day
2025/01/28	Sell_9day	Buy 9 vs 21	Sell 33_Day
2025/01/29	Sell_9day	Buy 9 vs 21	Sell 33_Day
2025/01/30	Sell_9day	Sell 9 vs 21	Sell 33_Day
2025/01/31	Sell_9day	Buy 9 vs 21	Sell 33_Day
2025/02/03	Buy_9day	Buy 9 vs 21	Buy 33_Day
2025/02/04	Buy_9day	Buy 9 vs 21	Sell 33_Day
2025/02/05	Buy_9day	Sell 9 vs 21	Buy 33_Day
2025/02/06	Buy_9day	Sell 9 vs 21	Buy 33_Day
2025/02/07	Buy_9day	Buy 9 vs 21	Buy 33_Day
2025/02/10	Buy_9day	Buy 9 vs 21	Sell 33_Day
2025/02/11	Buy_9day	Buy 9 vs 21	Buy 33_Day
2025/02/12	Buy_9day	Buy 9 vs 21	Buy 33_Day
2025/02/13	Sell_9day	Buy 9 vs 21	Sell 33_Day
2025/02/14	Sell_9day	Buy 9 vs 21	Sell 33_Day
2025/02/17	Sell_9day	Sell 9 vs 21	Sell 33_Day
2025/02/18	Sell_9day	Sell 9 vs 21	Sell 33_Day

Strategy Universe	Euro_Europe_STOXX50_Pairs	Ascendant guidance	Trade	Strategy_Open Date	2024/12/30	Caterpillar Guidance	Trade
<div><div><div>AIR.PAR</div><div>21 per. Mov. Avg. (AIR.PAR)</div><div>Linear (AIR.PAR)</div></div><div><div>MBG.ETR</div><div>21 per. Mov. Avg. (MBG.ETR)</div><div>Linear (MBG.ETR)</div></div></div>						(+) : Mom Days	0
						(-) : Mom Days	0
						Guided : Factor	9 vs 21 day
						324_Buy Guidance	0.0%
						324_Sell Guidance	92.0%
						Mom_75 (days)	11.8%
						9 vs 21 day	-0.68%
						Price vs 9 day	-2.72%



S  
e  
|  
|

ALV.ETR

Allianz Se

Financials

Life Insurance

Germany

Market Cap : (B)

112 459

Follow the " 3day to 5day waiting period " before entering the trade : understand the Graph, Trend and Variables

BAYN.ETR

Bayer Aktiengesellschaft

Health Care

Pharmaceuticals & Biotechnology

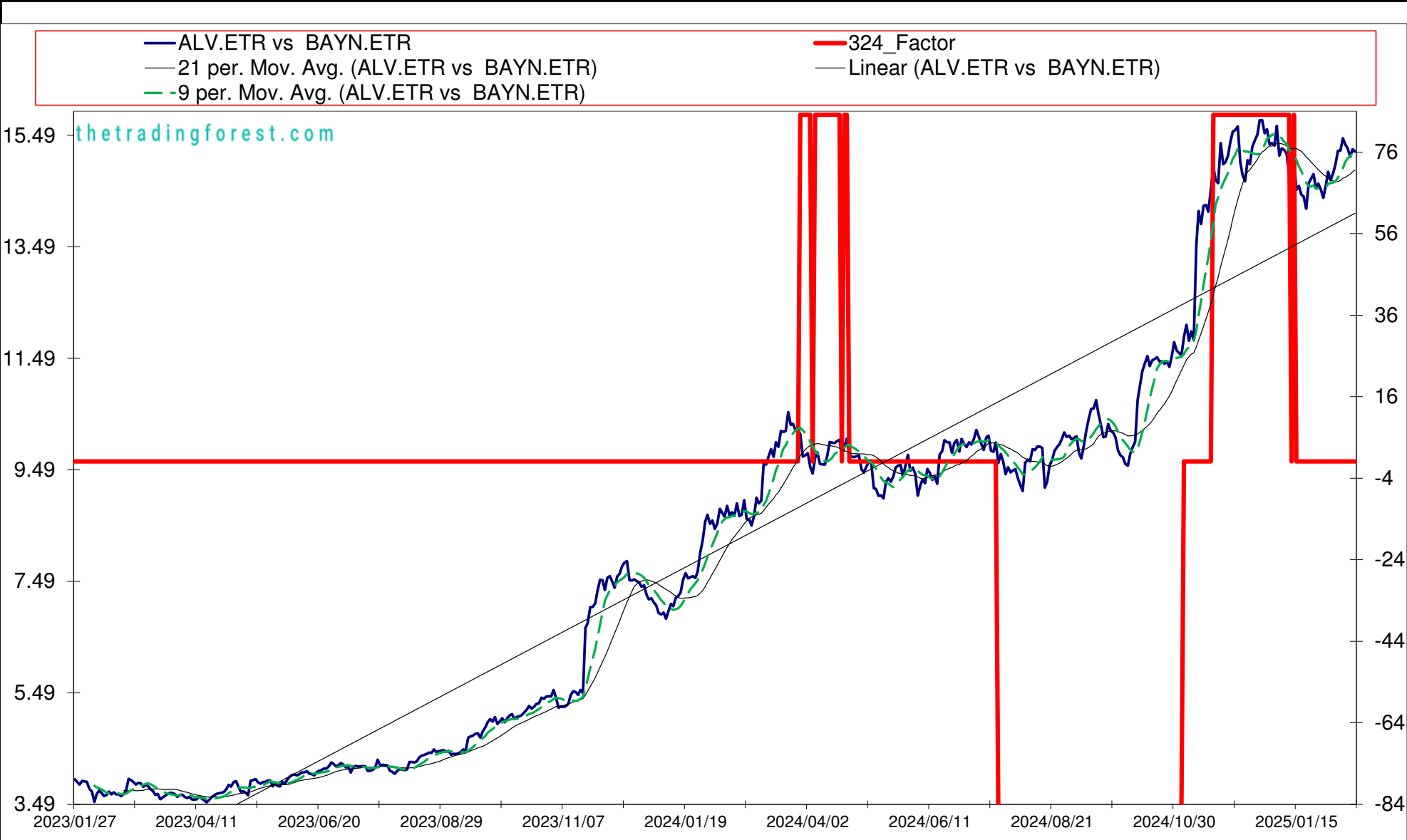
Germany

Market Cap : (B)

19 454

Plan your enrty levels. Focus on the process not the outcome. Expect further short-term deviation from the trade signal. "Patience"

-2.228															122.910															-55.158														
Date	Price or Relative Price	Short_Term_ Radar	Medium_ Term_Radar	Caterpillar_ %	Wise_ Owl(Rnk)	324_Factor	Factor_324	Defcon _Index	Defcon _Index_Trade	Margin of Safety	75_Day_Mom	Trade_Rating (Guidance)	Trendsum																															
2024/12/18	15.761	No Trade	No Trade	79.24%	50	Research	85	100	Research Defon Sell	17.37%	60.94%	A	19																															
2024/12/19	15.762	No Trade	No Trade	78.57%	50	Research	85	100	Research Defon Sell	17.22%	62.62%	A	20																															
2024/12/20	15.526	No Trade	No Trade	69.88%	50	Research	85	99	Research Defon Sell	15.32%	56.46%	B	22																															
2024/12/23	15.595	No Trade	No Trade	70.19%	50	Research	85	99	Research Defon Sell	15.38%	52.95%	B	23																															
2024/12/27	15.329	No Trade	No Trade	58.55%	50	Research	85	97	Research Defon Sell	12.83%	47.42%	B	23																															
2024/12/30	15.350	Sell_Panda_ST	No Trade	57.25%	50	Research	85	97	Research Defon Sell	12.55%	45.07%	B	20																															
2025/01/02	15.305	Sell_Panda_ST	Sell_Panda_ST	53.80%	50	Research	85	97	Research Defon Sell	11.79%	44.54%	B	14																															
2025/01/03	15.658	No Trade	No Trade	64.88%	50	Research	85	99	Research Defon Sell	14.22%	45.76%	A	9																															
2025/01/06	15.127	No Trade	No Trade	45.29%	50	Research	85	96	Research Defon Sell	9.93%	44.07%	B	5																															
2025/01/07	15.259	No Trade	No Trade	49.01%	50	Research	85	97	Research Defon Sell	10.74%	48.25%	B	0																															
2025/01/08	15.228	No Trade	No Trade	47.35%	50	Research	85	97	Research Defon Sell	10.38%	51.13%	B	-2																															
2025/01/09	15.169	No Trade	No Trade	44.76%	50	Research	85	96	Research Defon Sell	9.81%	50.39%	B	-5																															
2025/01/10	14.790	No Trade	No Trade	31.62%	0	Research	85	0	Absolutely no Trade	6.93%	43.45%	C	-8																															
2025/01/13	14.627	No Trade	No Trade	24.44%	0	Absolutely No	0	0	Absolutely no Trade	5.36%	43.55%	C	-10																															
2025/01/14	15.070	No Trade	No Trade	38.36%	50	Research	85	96	Research Defon Sell	8.41%	48.40%	B	-13																															
2025/01/15	14.513	No Trade	No Trade	19.48%	0	Absolutely No	0	0	Absolutely no Trade	4.27%	44.10%	C	-17																															
2025/01/16	14.583	No Trade	No Trade	21.18%	0	Absolutely No	0	0	Absolutely no Trade	4.64%	48.26%	C	-22																															
2025/01/17	14.429	No Trade	No Trade	15.56%	0	Absolutely No	0	0	Absolutely no Trade	3.41%	48.06%	C	-27																															
2025/01/20	14.391	No Trade	No Trade	12.54%	0	Absolutely No	0	0	Absolutely no Trade	2.75%	48.11%	C	-30																															
2025/01/21	14.171	No Trade	No Trade	4.80%	0	Absolutely No	0	0	Absolutely no Trade	1.05%	47.66%	C	-33																															
2025/01/22	14.633	No Trade	No Trade	19.23%	0	Absolutely No	0	0	Absolutely no Trade	4.21%	52.99%	C	-34																															
2025/01/23	14.710	No Trade	No Trade	21.14%	0	Absolutely No	0	0	Absolutely no Trade	4.63%	50.38%	C	-33																															
2025/01/24	14.796	No Trade	No Trade	23.33%	0	Absolutely No	0	0	Absolutely no Trade	5.11%	49.53%	C	-31																															
2025/01/27	14.543	No Trade	No Trade	13.37%	0	Absolutely No	0	0	Absolutely no Trade	2.93%	45.55%	C	-27																															
2025/01/28	14.621	No Trade	No Trade	15.31%	0	Absolutely No	0	0	Absolutely no Trade	3.36%	36.08%	C	-24																															
2025/01/29	14.519	No Trade	No Trade	11.44%	0	Absolutely No	0	0	Absolutely no Trade	2.51%	32.00%	C	-23																															
2025/01/30	14.370	No Trade	No Trade	6.08%	0	Absolutely No	0	0	Absolutely no Trade	1.33%	27.51%	C	-23																															
2025/01/31	14.591	No Trade	No Trade	12.59%	0	Absolutely No	0	0	Absolutely no Trade	2.76%	27.97%	C	-23																															
2025/02/03	14.835	No Trade	No Trade	18.68%	0	Absolutely No	0	0	Absolutely no Trade	4.09%	28.68%	C	-22																															
2025/02/04	14.685	No Trade	No Trade	13.32%	0	Absolutely No	0	0	Absolutely no Trade	2.92%	29.38%	C	-21																															
2025/02/05	14.811	No Trade	No Trade	16.77%	0	Absolutely No	0	0	Absolutely no Trade	3.68%	29.33%	C	-20																															
2025/02/06	14.961	No Trade	No Trade	20.96%	0	Absolutely No	0	0	Absolutely no Trade	4.59%	30.37%	C	-16																															
2025/02/07	15.214	No Trade	No Trade	28.42%	0	Absolutely No	0	97	Research Defon Sell	6.23%	32.16%	C	-12																															
2025/02/10	15.217	No Trade	No Trade	26.76%	0	Absolutely No	0	97	Research Defon Sell	5.86%	33.12%	C	-6																															
2025/02/11	15.437	No Trade	No Trade	33.14%	0	Absolutely No	0	98	Research Defon Sell	7.26%	35.00%	C	0																															
2025/02/12	15.329	No Trade	No Trade	29.14%	0	Absolutely No	0	97	Research Defon Sell	6.39%	34.58%	C	5																															
2025/02/13	15.252	No Trade	No Trade	26.12%	0	Absolutely No	0	97	Research Defon Sell	5.72%	33.39%	C	10																															
2025/02/14	15.102	No Trade	No Trade	20.78%	0	Absolutely No	0	96	Research Defon Sell	4.55%	33.24%	C	13																															
2025/02/17	15.241	No Trade	No Trade	23.43%	0	Absolutely No	0	97	Research Defon Sell	5.13%	32.07%	C	12																															
2025/02/18	15.199	No Trade	No Trade	21.55%	0	Absolutely No	0	96	Research Defon Sell	4.72%	29.04%	C	11																															



Date	9 day	9 vs 21 day	33 day
2024/12/30	Sell_9day	Buy 9 vs 21	Buy 33_Day
2025/01/02	Sell_9day	Buy 9 vs 21	Buy 33_Day
2025/01/03	Buy_9day	Buy 9 vs 21	Buy 33_Day
2025/01/06	Sell_9day	Buy 9 vs 21	Buy 33_Day
2025/01/07	Sell_9day	Buy 9 vs 21	Buy 33_Day
2025/01/08	Sell_9day	Buy 9 vs 21	Buy 33_Day
2025/01/09	Sell_9day	Buy 9 vs 21	Sell 33_Day
2025/01/10	Sell_9day	Sell 9 vs 21	Sell 33_Day
2025/01/13	Sell_9day	Sell 9 vs 21	Sell 33_Day
2025/01/14	Sell_9day	Sell 9 vs 21	Sell 33_Day
2025/01/15	Sell_9day	Sell 9 vs 21	Sell 33_Day
2025/01/16	Sell_9day	Sell 9 vs 21	Sell 33_Day
2025/01/17	Sell_9day	Sell 9 vs 21	Sell 33_Day
2025/01/20	Sell_9day	Sell 9 vs 21	Sell 33_Day
2025/01/21	Sell_9day	Sell 9 vs 21	Sell 33_Day
2025/01/22	Buy_9day	Sell 9 vs 21	Sell 33_Day
2025/01/23	Buy_9day	Sell 9 vs 21	Sell 33_Day
2025/01/24	Buy_9day	Sell 9 vs 21	Sell 33_Day
2025/01/27	Buy_9day	Sell 9 vs 21	Sell 33_Day
2025/01/28	Buy_9day	Sell 9 vs 21	Sell 33_Day
2025/01/29	Sell_9day	Sell 9 vs 21	Sell 33_Day
2025/01/30	Sell_9day	Sell 9 vs 21	Sell 33_Day
2025/01/31	Buy_9day	Sell 9 vs 21	Sell 33_Day
2025/02/03	Buy_9day	Sell 9 vs 21	Sell 33_Day
2025/02/04	Buy_9day	Sell 9 vs 21	Sell 33_Day
2025/02/05	Buy_9day	Sell 9 vs 21	Sell 33_Day
2025/02/06	Buy_9day	Buy 9 vs 21	Buy 33_Day
2025/02/07	Buy_9day	Buy 9 vs 21	Buy 33_Day
2025/02/10	Buy_9day	Buy 9 vs 21	Buy 33_Day
2025/02/11	Buy_9day	Buy 9 vs 21	Buy 33_Day
2025/02/12	Buy_9day	Buy 9 vs 21	Buy 33_Day
2025/02/13	Buy_9day	Buy 9 vs 21	Buy 33_Day
2025/02/14	Sell_9day	Buy 9 vs 21	Buy 33_Day
2025/02/17	Buy_9day	Buy 9 vs 21	Buy 33_Day
2025/02/18	Sell_9day	Buy 9 vs 21	Buy 33_Day



Trade	
(+) : Mom Days	92
(-) : Mom Days	0
Guided : Factor	66 day
324_Buy Guidance	0.0%
324_Sell Guidance	96.4%
Mom_75 (days)	29.0%
9 vs 21 day	2.34%
Price vs 9 day	-0.11%

S  
e  
l  
l

ARGX.BRU

Argen X Se

Health Care

Pharmaceuticals & Biotechnology

Belgium

Market Cap : (B)

35 170

AZN.LSE

Astrazeneca Plc

Health Care

Pharmaceuticals & Biotechnology

United Kingdom

Market Cap : (B)

162 377

Follow the " 3day to 5day waiting period " before entering the trade : understand the Graph, Trend and Variables

Plan your enrty levels. Focus on the process not the outcome. Expect further short-term deviation from the trade signal. "Patience"

-2.241														88.263		-39.390	
Date	Price or Relative Price	Short_Term_ Radar	Medium_ Term_Radar	Caterpillar_ %	Wise_ Owl(Rnk)	324_Factor	Factor_324	Defcon _Index	Defcon _Index_Trade	Margin of Safety	75_Day_Mom	Trade_Rating (Guidance)	Trendsum				
2024/12/18	0.059	No Trade	No Trade	29.81%	0	Absolutely No	0	100	Research Defon Sell	21.58%	51.95%	C	-3				
2024/12/19	0.059	No Trade	No Trade	28.58%	0	Absolutely No	0	99	Research Defon Sell	20.68%	51.90%	C	0				
2024/12/20	0.059	No Trade	No Trade	29.55%	0	Absolutely No	0	100	Research Defon Sell	21.39%	50.21%	C	4				
2024/12/23	0.057	No Trade	No Trade	23.89%	0	Absolutely No	0	97	Research Defon Sell	17.29%	45.17%	C	10				
2024/12/27	0.058	No Trade	No Trade	27.53%	0	Absolutely No	0	98	Research Defon Sell	18.29%	44.75%	C	14				
2024/12/30	0.057	Sell_Panda_ST	No Trade	26.73%	0	Absolutely No	0	97	Research Defon Sell	16.65%	41.84%	C	16				
2025/01/02	0.057	Sell_Panda_ST	No Trade	27.61%	0	Absolutely No	0	97	Research Defon Sell	16.83%	40.45%	C	16				
2025/01/03	0.058	Sell_Panda_ST	No Trade	30.14%	0	Absolutely No	0	98	Research Defon Sell	17.45%	43.12%	C	17				
2025/01/06	0.057	Sell_Panda_ST	No Trade	26.40%	0	Absolutely No	0	97	Research Defon Sell	15.26%	41.33%	C	14				
2025/01/07	0.059	No Trade	No Trade	33.40%	0	Absolutely No	0	100	Research Defon Sell	19.30%	46.95%	C	12				
2025/01/08	0.060	No Trade	No Trade	35.59%	0	Absolutely No	0	100	Research Defon Sell	20.56%	47.17%	C	11				
2025/01/09	0.058	No Trade	No Trade	31.26%	0	Absolutely No	0	98	Research Defon Sell	18.07%	42.88%	C	11				
2025/01/10	0.059	No Trade	No Trade	31.69%	0	Absolutely No	0	98	Research Defon Sell	18.31%	41.46%	C	10				
2025/01/13	0.060	No Trade	No Trade	35.02%	0	Absolutely No	0	100	Research Defon Sell	20.23%	46.92%	C	13				
2025/01/14	0.061	No Trade	No Trade	40.80%	0	Absolutely No	0	100	Research Defon Sell	23.57%	46.60%	C	17				
2025/01/15	0.060	No Trade	No Trade	36.51%	0	Absolutely No	0	98	Research Defon Sell	21.10%	48.31%	C	19				
2025/01/16	0.059	No Trade	No Trade	32.14%	50	Research	85	96	Research Defon Sell	18.57%	43.91%	B	20				
2025/01/17	0.058	Sell_Panda_ST	Sell_Panda_ST	29.17%	0	Research	85	0	Absolutely no Trade	16.86%	39.15%	C	19				
2025/01/20	0.059	Sell_Panda_ST	No Trade	30.19%	50	Research	85	96	Research Defon Sell	17.45%	40.85%	B	15				
2025/01/21	0.057	No Trade	No Trade	22.76%	0	Research	85	0	Absolutely no Trade	13.15%	36.31%	C	11				
2025/01/22	0.056	No Trade	No Trade	21.22%	0	Research	85	0	Absolutely no Trade	12.26%	34.87%	C	6				
2025/01/23	0.056	No Trade	No Trade	20.06%	0	Research	85	0	Absolutely no Trade	11.59%	36.81%	C	3				
2025/01/24	0.057	No Trade	No Trade	21.61%	0	Research	85	0	Absolutely no Trade	12.49%	39.15%	C	0				
2025/01/27	0.056	No Trade	No Trade	19.91%	0	Research	85	0	Absolutely no Trade	11.50%	36.69%	C	-4				
2025/01/28	0.056	No Trade	No Trade	18.54%	0	Research	85	0	Absolutely no Trade	10.72%	38.67%	C	-9				
2025/01/29	0.056	No Trade	No Trade	19.75%	0	Research	85	0	Absolutely no Trade	11.41%	37.89%	C	-13				
2025/01/30	0.056	No Trade	No Trade	19.20%	0	Research	85	0	Absolutely no Trade	11.09%	35.86%	C	-16				
2025/01/31	0.057	No Trade	No Trade	20.92%	0	Research	85	0	Absolutely no Trade	12.09%	36.05%	C	-15				
2025/02/03	0.056	No Trade	No Trade	19.18%	0	Research	85	0	Absolutely no Trade	11.08%	34.20%	C	-15				
2025/02/04	0.057	No Trade	No Trade	22.11%	0	Research	85	0	Absolutely no Trade	12.78%	37.50%	C	-13				
2025/02/05	0.058	No Trade	No Trade	23.25%	0	Research	85	0	Absolutely no Trade	13.43%	37.82%	C	-11				
2025/02/06	0.054	No Trade	No Trade	11.15%	0	Research	85	0	Absolutely no Trade	6.45%	26.95%	C	-11				
2025/02/07	0.054	No Trade	No Trade	12.17%	0	Research	85	0	Absolutely no Trade	7.04%	26.90%	C	-11				
2025/02/10	0.054	No Trade	No Trade	10.20%	0	Absolutely No	0	0	Absolutely no Trade	5.89%	23.18%	C	-9				
2025/02/11	0.053	No Trade	No Trade	7.43%	0	Absolutely No	0	0	Absolutely no Trade	4.29%	20.60%	C	-10				
2025/02/12	0.053	No Trade	No Trade	5.75%	0	Absolutely No	0	0	Absolutely no Trade	3.32%	20.33%	C	-11				
2025/02/13	0.052	No Trade	No Trade	2.43%	0	Absolutely No	0	0	Absolutely no Trade	1.40%	15.63%	C	-14				
2025/02/14	0.052	No Trade	No Trade	2.29%	0	Absolutely No	0	0	Absolutely no Trade	1.32%	17.35%	C	-17				
2025/02/17	0.052	No Trade	No Trade	3.67%	0	Absolutely No	0	0	Absolutely no Trade	2.12%	18.43%	C	-21				
2025/02/18	0.052	No Trade	No Trade	2.16%	0	Absolutely No	0	0	Absolutely no Trade	1.25%	14.05%	C	-24				





ARGX.BRU

B

u

y

Argen X Se

Health Care

Pharmaceuticals & Biotechnology

Belgium

Market Cap : (B)

35 170

SAN.PAR

Sanofi Sa

Health Care

Pharmaceuticals & Biotechnology

France

Market Cap : (B)

116 797

Follow the " 3day to 5day waiting period " before entering the trade : understand the Graph, Trend and Variables

Plan your enrty levels. Focus on the process not the outcome. Expect further short-term deviation from the trade signal. "Patience"

-2.247														83.830		-37.300	
Date	Price or Relative Price	Short_Term_ Radar	Medium_ Term_Radar	Caterpillar_ %	Wise_ Owl(Rnk)	324_Factor	Factor_324	Defcon _Index	Defcon _Index_Trade	Margin of Safety	75_Day_Mom	Trade_Rating (Guidance)	Trendsum				
2024/12/18	6.645	No Trade	No Trade	34.78%	50	Research	85	97	Research Defon Sell	17.71%	43.36%	B	19				
2024/12/19	6.555	No Trade	No Trade	31.46%	50	Research	85	96	Research Defon Sell	16.02%	40.54%	B	20				
2024/12/20	6.624	No Trade	No Trade	33.64%	50	Research	85	97	Research Defon Sell	17.13%	40.41%	B	19				
2024/12/23	6.487	No Trade	No Trade	28.32%	50	Research	85	95	Research Defon Sell	14.42%	40.30%	B	17				
2024/12/27	6.486	Sell_Panda_ST	No Trade	27.49%	50	Research	85	95	Research Defon Sell	14.00%	37.89%	B	16				
2024/12/30	6.393	No Trade	No Trade	23.70%	0	Research	85	0	Absolutely no Trade	12.07%	35.22%	C	11				
2025/01/02	6.476	No Trade	No Trade	26.00%	0	Research	85	0	Absolutely no Trade	13.24%	37.21%	C	6				
2025/01/03	6.596	No Trade	No Trade	29.94%	50	Research	85	97	Research Defon Sell	15.25%	40.38%	B	2				
2025/01/06	6.440	No Trade	No Trade	24.01%	0	Research	85	0	Absolutely no Trade	12.22%	37.51%	C	-1				
2025/01/07	6.562	No Trade	No Trade	28.00%	50	Research	85	96	Research Defon Sell	14.26%	42.03%	B	-3				
2025/01/08	6.704	No Trade	No Trade	32.66%	50	Research	85	98	Research Defon Sell	16.63%	44.76%	B	-1				
2025/01/09	6.671	No Trade	No Trade	31.32%	50	Research	85	98	Research Defon Sell	15.95%	43.30%	B	2				
2025/01/10	6.736	No Trade	No Trade	33.34%	50	Research	85	99	Research Defon Sell	16.98%	44.67%	B	5				
2025/01/13	6.811	No Trade	No Trade	35.30%	50	Research	85	100	Research Defon Sell	17.98%	50.66%	A	8				
2025/01/14	7.010	No Trade	No Trade	41.88%	50	Research	85	100	Research Defon Sell	21.33%	48.03%	A	10				
2025/01/15	6.702	No Trade	No Trade	31.23%	50	Research	85	96	Research Defon Sell	15.90%	43.89%	B	12				
2025/01/16	6.549	No Trade	No Trade	25.83%	0	Research	85	0	Absolutely no Trade	13.15%	40.88%	C	11				
2025/01/17	6.496	No Trade	No Trade	23.84%	0	Research	85	0	Absolutely no Trade	12.14%	37.64%	C	8				
2025/01/20	6.418	No Trade	No Trade	20.65%	0	Research	85	0	Absolutely no Trade	10.51%	35.45%	C	4				
2025/01/21	6.326	No Trade	No Trade	17.36%	0	Research	85	0	Absolutely no Trade	8.84%	30.14%	C	2				
2025/01/22	6.286	No Trade	No Trade	15.84%	0	Research	85	0	Absolutely no Trade	8.07%	26.18%	C	0				
2025/01/23	6.193	No Trade	No Trade	12.51%	0	Research	85	0	Absolutely no Trade	6.37%	31.10%	C	-2				
2025/01/24	6.234	No Trade	No Trade	13.72%	0	Research	85	0	Absolutely no Trade	6.99%	31.10%	C	-5				
2025/01/27	6.197	No Trade	No Trade	11.95%	0	Research	85	0	Absolutely no Trade	6.08%	29.54%	C	-8				
2025/01/28	6.131	No Trade	No Trade	9.54%	0	Absolutely No	0	0	Absolutely no Trade	4.86%	31.03%	C	-12				
2025/01/29	6.201	No Trade	No Trade	11.72%	0	Absolutely No	0	0	Absolutely no Trade	5.97%	29.96%	C	-16				
2025/01/30	6.128	No Trade	No Trade	9.12%	0	Absolutely No	0	0	Absolutely no Trade	4.64%	26.27%	C	-20				
2025/01/31	6.159	No Trade	No Trade	9.98%	0	Absolutely No	0	0	Absolutely no Trade	5.08%	25.81%	C	-23				
2025/02/03	6.081	No Trade	No Trade	6.84%	0	Absolutely No	0	0	Absolutely no Trade	3.49%	23.06%	C	-26				
2025/02/04	6.149	No Trade	No Trade	8.96%	0	Absolutely No	0	0	Absolutely no Trade	4.56%	23.30%	C	-29				
2025/02/05	6.189	No Trade	No Trade	10.12%	0	Absolutely No	0	0	Absolutely no Trade	5.15%	24.35%	C	-30				
2025/02/06	6.151	No Trade	No Trade	8.68%	0	Absolutely No	0	0	Absolutely no Trade	4.42%	21.74%	C	-30				
2025/02/07	6.115	No Trade	No Trade	7.29%	0	Absolutely No	0	0	Absolutely no Trade	3.71%	19.18%	C	-30				
2025/02/10	6.102	No Trade	No Trade	6.37%	0	Absolutely No	0	0	Absolutely no Trade	3.24%	15.27%	C	-28				
2025/02/11	5.976	No Trade	No Trade	2.03%	0	Absolutely No	0	0	Absolutely no Trade	1.03%	12.77%	C	-28				
2025/02/12	5.967	No Trade	No Trade	1.57%	0	Absolutely No	0	0	Absolutely no Trade	0.80%	13.40%	C	-30				
2025/02/13	5.894	No Trade	No Trade	2.48%	0	Absolutely No	0	0	Absolutely no Trade	-0.52%	13.22%	C	-32				
2025/02/14	5.861	No Trade	No Trade	5.50%	0	Absolutely No	0	0	Absolutely no Trade	-1.16%	14.83%	C	-34				
2025/02/17	5.907	No Trade	No Trade	2.98%	0	Absolutely No	0	0	Absolutely no Trade	-0.63%	15.65%	C	-36				
2025/02/18	5.920	No Trade	No Trade	2.35%	0	Absolutely No	0	0	Absolutely no Trade	-0.50%	14.23%	C	-39				



Date	9 day	9 vs 21 day	33 day
2024/12/30	Sell_9day	Buy 9 vs 21	Buy 33_Day
2025/01/02	Sell_9day	Buy 9 vs 21	Buy 33_Day
2025/01/03	Buy_9day	Buy 9 vs 21	Buy 33_Day
2025/01/06	Sell_9day	Buy 9 vs 21	Buy 33_Day
2025/01/07	Buy_9day	Buy 9 vs 21	Buy 33_Day
2025/01/08	Buy_9day	Buy 9 vs 21	Buy 33_Day
2025/01/09	Buy_9day	Buy 9 vs 21	Buy 33_Day
2025/01/10	Buy_9day	Buy 9 vs 21	Buy 33_Day
2025/01/13	Buy_9day	Buy 9 vs 21	Buy 33_Day
2025/01/14	Buy_9day	Buy 9 vs 21	Buy 33_Day
2025/01/15	Buy_9day	Buy 9 vs 21	Buy 33_Day
2025/01/16	Sell_9day	Buy 9 vs 21	Buy 33_Day
2025/01/17	Sell_9day	Buy 9 vs 21	Sell 33_Day
2025/01/20	Sell_9day	Buy 9 vs 21	Sell 33_Day
2025/01/21	Sell_9day	Buy 9 vs 21	Sell 33_Day
2025/01/22	Sell_9day	Buy 9 vs 21	Sell 33_Day
2025/01/23	Sell_9day	Sell 9 vs 21	Sell 33_Day
2025/01/24	Sell_9day	Sell 9 vs 21	Sell 33_Day
2025/01/27	Sell_9day	Sell 9 vs 21	Sell 33_Day
2025/01/28	Sell_9day	Sell 9 vs 21	Sell 33_Day
2025/01/29	Sell_9day	Sell 9 vs 21	Sell 33_Day
2025/01/30	Sell_9day	Sell 9 vs 21	Sell 33_Day
2025/01/31	Sell_9day	Sell 9 vs 21	Sell 33_Day
2025/02/03	Sell_9day	Sell 9 vs 21	Sell 33_Day
2025/02/04	Sell_9day	Sell 9 vs 21	Sell 33_Day
2025/02/05	Buy_9day	Sell 9 vs 21	Sell 33_Day
2025/02/06	Sell_9day	Sell 9 vs 21	Sell 33_Day
2025/02/07	Sell_9day	Sell 9 vs 21	Sell 33_Day
2025/02/10	Sell_9day	Sell 9 vs 21	Sell 33_Day
2025/02/11	Sell_9day	Sell 9 vs 21	Sell 33_Day
2025/02/12	Sell_9day	Sell 9 vs 21	Sell 33_Day
2025/02/13	Sell_9day	Sell 9 vs 21	Sell 33_Day
2025/02/14	Sell_9day	Sell 9 vs 21	Sell 33_Day
2025/02/17	Sell_9day	Sell 9 vs 21	Sell 33_Day
2025/02/18	Sell_9day	Sell 9 vs 21	Sell 33_Day

Strategy Universe	Euro_Health_Care_Pairs	Ascendant guidance	Research	Strategy_Open Date	2024/12/30	Caterpillar Guidance	Trade
							(+) : Mom Days
							(-) : Mom Days
							Guided : Factor
							324_Buy Guidance
							324_Sell Guidance
							Mom_75 (days)
							9 vs 21 day
							Price vs 9 day

Legend:

- ARGX.BRU
- 21 per. Mov. Avg. (ARGX.BRU)
- Linear (ARGX.BRU)

Y-axis: 295.71, 345.71, 395.71, 445.71, 495.71, 545.71, 595.71, 645.71

X-axis: 2023/01/30, 2023/05/17, 2023/08/30, 2023/12/13, 2024/04/03

Legend:

- SAN.PAR
- 21 per. Mov. Avg. (SAN.PAR)
- Linear (SAN.PAR)

Y-axis: 82.81, 87.81, 92.81, 97.81, 102.81

X-axis: 2023/01/30, 2023/05/17, 2023/08/30, 2023/12/13, 2024/04/03

S  
e  
l  
l

CPG.LSE

Compass Group Plc

Consumer Discretionary

Travel & Leisure

United Kingdom

Market Cap : (B)

44 896

NESN.SWX

Nestle Sa

Consumer Staples

Food, Beverage and Tobacco

Switzerland

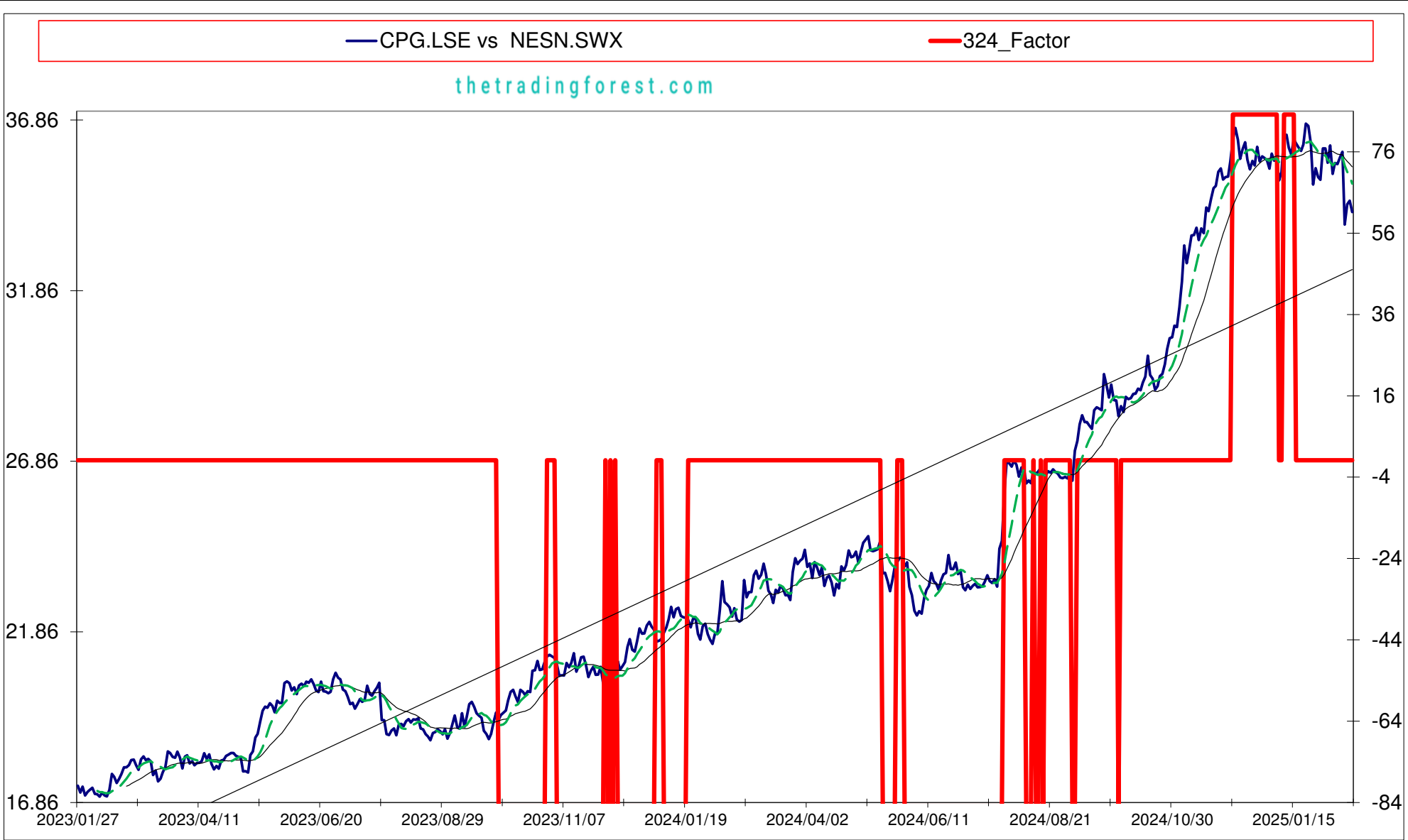
Market Cap : (B)

195 419

Follow the " 3day to 5day waiting period " before entering the trade : understand the Graph, Trend and Variables

Plan your enrty levels. Focus on the process not the outcome. Expect further short-term deviation from the trade signal. "Patience"

167.327										105.444					0.630
Date	Price or Relative Price	Short_Term_ Radar	Medium_ Term_Radar	Caterpillar_ %	Wise_ Owl(Rnk)	324_Factor	Factor_324	Defcon _Index	Defcon _Index_Trade	Margin of Safety	75_Day_Mom	Trade_Rating (Guidance)	Trendsum		
2024/12/18	36.073	No Trade	No Trade	49.69%	50	Research	85	98	Research Defon Sell	10.07%	31.40%	B	16		
2024/12/19	35.647	Sell_Panda_ST	No Trade	45.35%	50	Research	85	97	Research Defon Sell	8.65%	27.58%	B	12		
2024/12/20	35.793	No Trade	No Trade	50.83%	50	Research	85	98	Research Defon Sell	8.98%	26.90%	B	10		
2024/12/23	35.745	No Trade	No Trade	48.02%	50	Research	85	98	Research Defon Sell	8.48%	27.63%	B	9		
2024/12/27	35.676	No Trade	No Trade	44.21%	50	Research	85	97	Research Defon Sell	7.81%	27.38%	B	8		
2024/12/30	35.430	No Trade	No Trade	38.07%	50	Research	85	97	Research Defon Sell	6.73%	26.98%	B	6		
2025/01/02	35.871	No Trade	No Trade	43.63%	50	Research	85	98	Research Defon Sell	7.71%	28.99%	B	3		
2025/01/03	35.663	No Trade	No Trade	39.45%	50	Research	85	97	Research Defon Sell	6.97%	25.78%	B	0		
2025/01/06	35.707	No Trade	No Trade	38.28%	50	Research	85	97	Research Defon Sell	6.76%	25.55%	B	-3		
2025/01/07	35.081	No Trade	No Trade	27.07%	0	Absolutely No	0	96	Research Defon Sell	4.78%	23.52%	C	-7		
2025/01/08	35.337	No Trade	No Trade	30.76%	0	Absolutely No	0	96	Research Defon Sell	5.43%	24.65%	C	-12		
2025/01/09	36.368	No Trade	No Trade	47.53%	50	Research	85	99	Research Defon Sell	8.40%	23.65%	A	-13		
2025/01/10	36.426	No Trade	No Trade	47.86%	50	Research	85	99	Research Defon Sell	8.46%	25.22%	A	-12		
2025/01/13	36.045	No Trade	No Trade	39.53%	50	Research	85	98	Research Defon Sell	6.98%	25.48%	B	-11		
2025/01/14	35.841	No Trade	No Trade	35.47%	50	Research	85	98	Research Defon Sell	6.27%	23.16%	B	-8		
2025/01/15	36.288	No Trade	No Trade	42.33%	50	Research	85	99	Research Defon Sell	7.48%	26.67%	A	-7		
2025/01/16	36.171	No Trade	No Trade	39.72%	0	Absolutely No	0	99	Research Defon Sell	7.02%	26.30%	C	-8		
2025/01/17	36.051	No Trade	No Trade	37.09%	0	Absolutely No	0	98	Research Defon Sell	6.55%	27.94%	C	-9		
2025/01/20	35.952	No Trade	No Trade	33.56%	0	Absolutely No	0	98	Research Defon Sell	5.93%	26.26%	C	-9		
2025/01/21	36.139	No Trade	No Trade	36.04%	0	Absolutely No	0	99	Research Defon Sell	6.37%	27.71%	C	-10		
2025/01/22	36.748	No Trade	No Trade	45.56%	0	Absolutely No	0	100	Research Defon Sell	8.05%	27.84%	C	-8		
2025/01/23	36.680	No Trade	No Trade	43.79%	0	Absolutely No	0	100	Research Defon Sell	7.74%	27.90%	C	-5		
2025/01/24	36.168	No Trade	No Trade	34.65%	0	Absolutely No	0	98	Research Defon Sell	6.12%	26.01%	C	-2		
2025/01/27	34.966	No Trade	No Trade	12.90%	0	Absolutely No	0	95	Research Defon Sell	2.28%	21.27%	C	-1		
2025/01/28	35.444	No Trade	No Trade	20.19%	0	Absolutely No	0	96	Research Defon Sell	3.57%	22.92%	C	-2		
2025/01/29	35.181	No Trade	No Trade	15.25%	0	Absolutely No	0	96	Research Defon Sell	2.69%	21.38%	C	-2		
2025/01/30	35.104	No Trade	No Trade	13.38%	0	Absolutely No	0	96	Research Defon Sell	2.36%	21.30%	C	-3		
2025/01/31	36.022	No Trade	No Trade	27.92%	0	Absolutely No	0	98	Research Defon Sell	4.93%	23.52%	C	-4		
2025/02/03	36.026	No Trade	No Trade	26.43%	0	Absolutely No	0	98	Research Defon Sell	4.62%	22.79%	C	-3		
2025/02/04	35.605	No Trade	No Trade	18.83%	0	Absolutely No	0	97	Research Defon Sell	3.29%	18.89%	C	-3		
2025/02/05	36.112	No Trade	No Trade	26.62%	0	Absolutely No	0	98	Research Defon Sell	4.65%	22.90%	C	-4		
2025/02/06	35.277	No Trade	No Trade	12.19%	0	Absolutely No	0	96	Research Defon Sell	2.13%	20.51%	C	-1		
2025/02/07	35.600	No Trade	No Trade	17.34%	0	Absolutely No	0	97	Research Defon Sell	2.96%	22.98%	C	2		
2025/02/10	35.561	No Trade	No Trade	15.27%	0	Absolutely No	0	97	Research Defon Sell	2.53%	22.38%	C	5		
2025/02/11	35.754	No Trade	No Trade	18.56%	0	Absolutely No	0	97	Research Defon Sell	2.99%	21.82%	C	6		
2025/02/12	35.923	No Trade	No Trade	22.62%	0	Absolutely No	0	98	Research Defon Sell	3.37%	22.12%	C	5		
2025/02/13	33.795	No Trade	No Trade	18.18%	0	Absolutely No	0	0	Absolutely no Trade	-2.85%	13.78%	C	1		
2025/02/14	34.384	No Trade	No Trade	8.04%	0	Absolutely No	0	0	Absolutely no Trade	-1.26%	14.07%	C	-3		
2025/02/17	34.494	No Trade	No Trade	7.95%	0	Absolutely No	0	0	Absolutely no Trade	-1.25%	13.24%	C	-7		
2025/02/18	34.159	No Trade	No Trade	14.69%	0	Absolutely No	0	0	Absolutely no Trade	-2.31%	12.03%	C	-10		



Date	9 day	9 vs 21 day	33 day
2024/12/30	Sell_9day	Sell 9 vs 21	Buy 33_Day
2025/01/02	Buy_9day	Sell 9 vs 21	Buy 33_Day
2025/01/03	Sell_9day	Sell 9 vs 21	Buy 33_Day
2025/01/06	Sell_9day	Sell 9 vs 21	Buy 33_Day
2025/01/07	Sell_9day	Sell 9 vs 21	Sell 33_Day
2025/01/08	Sell_9day	Sell 9 vs 21	Sell 33_Day
2025/01/09	Buy_9day	Sell 9 vs 21	Buy 33_Day
2025/01/10	Buy_9day	Sell 9 vs 21	Buy 33_Day
2025/01/13	Buy_9day	Buy 9 vs 21	Buy 33_Day
2025/01/14	Buy_9day	Buy 9 vs 21	Buy 33_Day
2025/01/15	Buy_9day	Buy 9 vs 21	Buy 33_Day
2025/01/16	Buy_9day	Buy 9 vs 21	Buy 33_Day
2025/01/17	Buy_9day	Buy 9 vs 21	Buy 33_Day
2025/01/20	Sell_9day	Buy 9 vs 21	Buy 33_Day
2025/01/21	Sell_9day	Buy 9 vs 21	Buy 33_Day
2025/01/22	Buy_9day	Buy 9 vs 21	Buy 33_Day
2025/01/23	Buy_9day	Buy 9 vs 21	Buy 33_Day
2025/01/24	Sell_9day	Buy 9 vs 21	Buy 33_Day
2025/01/27	Sell_9day	Buy 9 vs 21	Sell 33_Day
2025/01/28	Sell_9day	Buy 9 vs 21	Sell 33_Day
2025/01/29	Sell_9day	Buy 9 vs 21	Sell 33_Day
2025/01/30	Sell_9day	Sell 9 vs 21	Sell 33_Day
2025/01/31	Buy_9day	Sell 9 vs 21	Buy 33_Day
2025/02/03	Buy_9day	Sell 9 vs 21	Buy 33_Day
2025/02/04	Sell_9day	Sell 9 vs 21	Sell 33_Day
2025/02/05	Buy_9day	Sell 9 vs 21	Buy 33_Day
2025/02/06	Sell_9day	Sell 9 vs 21	Sell 33_Day
2025/02/07	Buy_9day	Sell 9 vs 21	Sell 33_Day
2025/02/10	Sell_9day	Sell 9 vs 21	Sell 33_Day
2025/02/11	Buy_9day	Sell 9 vs 21	Sell 33_Day
2025/02/12	Buy_9day	Sell 9 vs 21	Buy 33_Day
2025/02/13	Sell_9day	Sell 9 vs 21	Sell 33_Day
2025/02/14	Sell_9day	Sell 9 vs 21	Sell 33_Day
2025/02/17	Sell_9day	Sell 9 vs 21	Sell 33_Day
2025/02/18	Sell_9day	Sell 9 vs 21	Sell 33_Day

Strategy Universe	Euro_Consumer Staples_Pairs	Ascendant guidance	Research	Strategy_Open Date	2024/12/30	Caterpillar Guidance	Trade
<div><p>CPG.LSE</p><p>21 per. Mov. Avg. (CPG.LSE)</p><p>Linear (CPG.LSE)</p></div> <div><p>NESN.SWX</p><p>21 per. Mov. Avg. (NESN.SWX)</p><p>Linear (NESN.SWX)</p></div>						(+) : Mom Days	0
						(-) : Mom Days	0
						Guided : Factor	9 vs 21 day
						324_Buy Guidance	4.5%
						324_Sell Guidance	0.0%
						Mom_75 (days)	12.0%
						9 vs 21 day	-1.38%
						Price vs 9 day	-2.39%



DTE.ETR

B  
u  
y

Deutsche Telekom N Ag  
Communication  
Telecommunication

Germany

Market Cap : (B)

144 270

ENI.MTA

Eni S.P.A.

Energy

Oil & Gas Producers

France

Market Cap : (B)

43 685

Follow the " 3day to 5day waiting period " before entering the trade : understand the Graph, Trend and Variables

Plan your enrty levels. Focus on the process not the outcome. Expect further short-term deviation from the trade signal. "Patience"

-2.242												98.110		-43.768	
Date	Price or Relative Price	Short_Term_ Radar	Medium_ Term_Radar	Caterpillar_ %	Wise_ Owl(Rnk)	324_Factor	Factor_324	Defcon _Index	Defcon _Index_Trade	Margin of Safety	75_Day_Mom	Trade_Rating (Guidance)	Trendsum		
2024/12/18	2.277	No Trade	No Trade	50.20%	50	Research	85	98	Research Defon Sell	8.68%	23.06%	B	23		
2024/12/19	2.285	No Trade	No Trade	51.97%	50	Research	85	98	Research Defon Sell	8.99%	22.85%	B	24		
2024/12/20	2.278	No Trade	No Trade	49.26%	50	Research	85	98	Research Defon Sell	8.52%	22.49%	B	24		
2024/12/23	2.271	No Trade	No Trade	48.50%	50	Research	85	98	Research Defon Sell	7.87%	19.95%	B	22		
2024/12/27	2.231	Sell_Panda_ST	Sell_Panda_ST	34.42%	0	Absolutely No	0	96	Research Defon Sell	5.58%	16.84%	C	18		
2024/12/30	2.202	Sell_Panda_ST	Sell_Panda_ST	24.39%	0	Absolutely No	0	0	Absolutely no Trade	3.93%	14.89%	C	14		
2025/01/02	2.162	No Trade	No Trade	11.82%	0	Absolutely No	0	0	Absolutely no Trade	1.75%	12.98%	C	8		
2025/01/03	2.178	No Trade	No Trade	16.18%	0	Absolutely No	0	0	Absolutely no Trade	2.40%	14.24%	C	2		
2025/01/06	2.114	No Trade	No Trade	5.79%	0	Absolutely No	0	0	Absolutely no Trade	-0.89%	12.99%	C	-3		
2025/01/07	2.121	No Trade	No Trade	4.31%	0	Absolutely No	0	0	Absolutely no Trade	-0.66%	14.22%	C	-8		
2025/01/08	2.126	No Trade	No Trade	3.61%	0	Absolutely No	0	0	Absolutely no Trade	-0.55%	18.30%	C	-12		
2025/01/09	2.151	No Trade	No Trade	3.67%	0	Absolutely No	0	0	Absolutely no Trade	0.54%	17.75%	C	-13		
2025/01/10	2.141	No Trade	No Trade	0.25%	0	Absolutely No	0	0	Absolutely no Trade	-0.04%	14.82%	C	-13		
2025/01/13	2.153	No Trade	No Trade	1.60%	0	Absolutely No	0	0	Absolutely no Trade	0.24%	15.17%	C	-12		
2025/01/14	2.193	No Trade	No Trade	13.65%	0	Absolutely No	0	0	Absolutely no Trade	2.02%	16.08%	C	-10		
2025/01/15	2.149	No Trade	No Trade	0.80%	0	Absolutely No	0	0	Absolutely no Trade	-0.12%	10.75%	C	-8		
2025/01/16	2.164	No Trade	No Trade	3.17%	0	Absolutely No	0	0	Absolutely no Trade	0.47%	12.55%	C	-7		
2025/01/17	2.149	No Trade	No Trade	2.07%	0	Absolutely No	0	0	Absolutely no Trade	-0.32%	11.19%	C	-7		
2025/01/20	2.180	No Trade	No Trade	5.62%	0	Absolutely No	0	0	Absolutely no Trade	0.83%	13.90%	C	-7		
2025/01/21	2.216	No Trade	No Trade	16.39%	0	Absolutely No	0	95	Research Defon Sell	2.43%	18.83%	C	-3		
2025/01/22	2.197	No Trade	No Trade	9.61%	0	Absolutely No	0	0	Absolutely no Trade	1.42%	17.86%	C	1		
2025/01/23	2.205	No Trade	No Trade	11.72%	0	Absolutely No	0	0	Absolutely no Trade	1.74%	20.21%	C	2		
2025/01/24	2.195	No Trade	No Trade	7.83%	0	Absolutely No	0	0	Absolutely no Trade	1.16%	20.45%	C	5		
2025/01/27	2.224	No Trade	No Trade	15.07%	0	Absolutely No	0	96	Research Defon Sell	2.23%	18.79%	C	7		
2025/01/28	2.283	No Trade	No Trade	32.45%	0	Absolutely No	0	98	Research Defon Sell	4.81%	21.15%	C	8		
2025/01/29	2.374	No Trade	No Trade	60.08%	50	Research	85	100	Research Defon Sell	8.90%	24.02%	A	11		
2025/01/30	2.363	No Trade	No Trade	55.96%	50	Research	85	100	Research Defon Sell	8.29%	24.74%	A	15		
2025/01/31	2.355	No Trade	No Trade	52.77%	50	Research	85	99	Research Defon Sell	7.82%	22.64%	A	18		
2025/02/03	2.387	No Trade	No Trade	60.58%	50	Research	85	100	Research Defon Sell	8.98%	19.37%	A	21		
2025/02/04	2.345	No Trade	No Trade	47.00%	50	Research	85	98	Research Defon Sell	6.96%	16.71%	B	22		
2025/02/05	2.368	No Trade	No Trade	53.58%	50	Research	85	99	Research Defon Sell	7.94%	18.81%	A	23		
2025/02/06	2.383	No Trade	No Trade	57.33%	50	Research	85	100	Research Defon Sell	8.50%	19.15%	A	24		
2025/02/07	2.376	No Trade	No Trade	54.68%	50	Research	85	100	Research Defon Sell	8.10%	21.33%	A	24		
2025/02/10	2.413	No Trade	No Trade	63.98%	50	Research	85	100	Research Defon Sell	9.48%	24.57%	A	26		
2025/02/11	2.411	No Trade	No Trade	62.54%	50	Research	85	100	Research Defon Sell	9.27%	24.31%	A	28		
2025/02/12	2.427	No Trade	No Trade	66.81%	50	Research	85	100	Research Defon Sell	9.90%	23.09%	A	30		
2025/02/13	2.406	No Trade	No Trade	59.63%	50	Research	85	99	Research Defon Sell	8.84%	23.70%	A	34		
2025/02/14	2.392	No Trade	No Trade	54.82%	50	Research	85	99	Research Defon Sell	8.12%	20.32%	B	34		
2025/02/17	2.418	No Trade	No Trade	60.58%	50	Research	85	100	Research Defon Sell	8.98%	19.86%	A	34		
2025/02/18	2.443	No Trade	No Trade	67.59%	50	Research	85	100	Research Defon Sell	10.02%	22.07%	A	35		



S  
e  
l  
l

DTE.ETR

Deutsche Telekom N Ag

Communication

Telecommunication

Germany

Market Cap : (B)

144 270

Follow the " 3day to 5day waiting period " before entering the trade : understand the Graph, Trend and Variables

LIN.ETR

Linde Plc

Materials

Chemicals

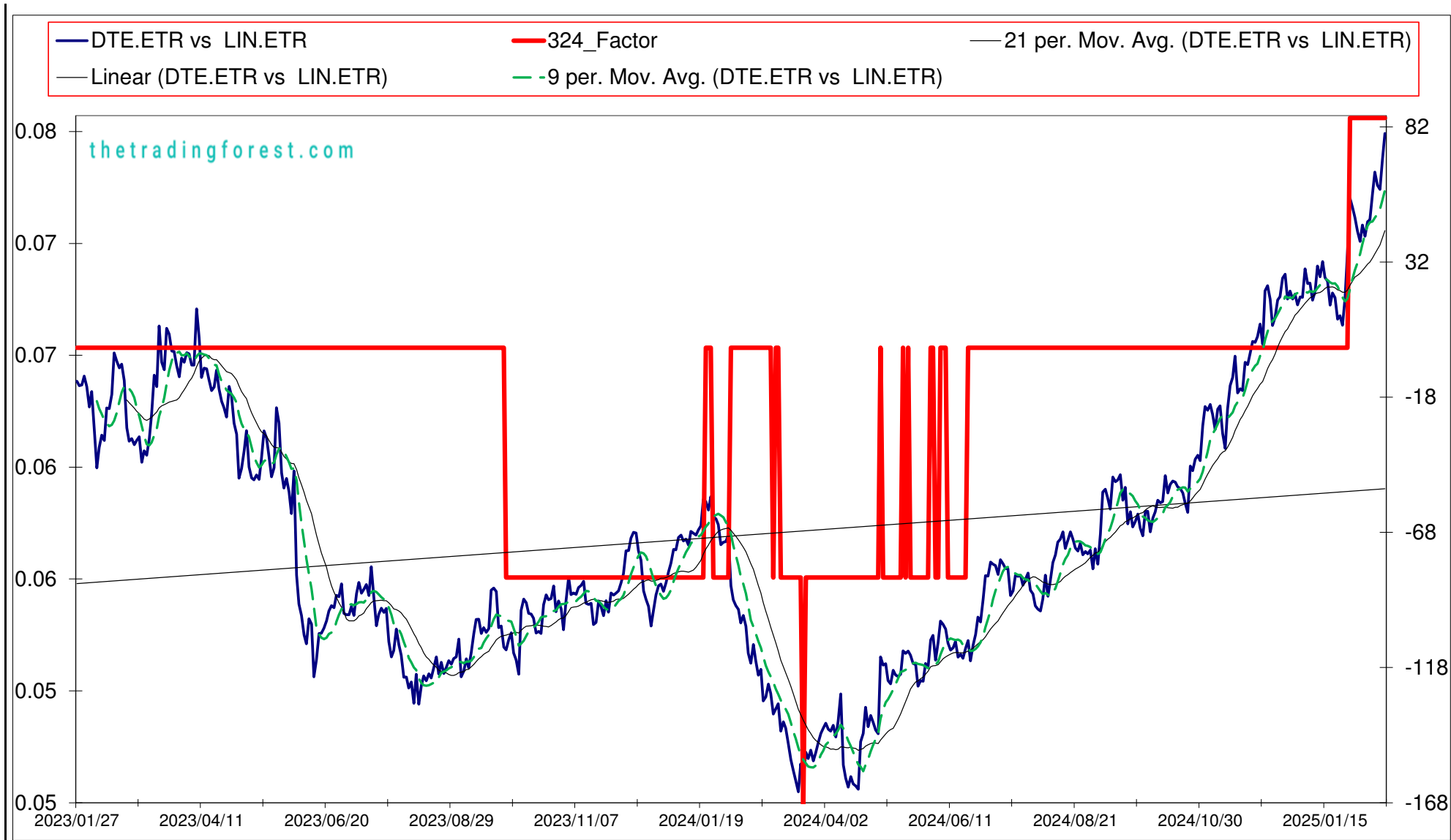
Germany

Market Cap : (B)

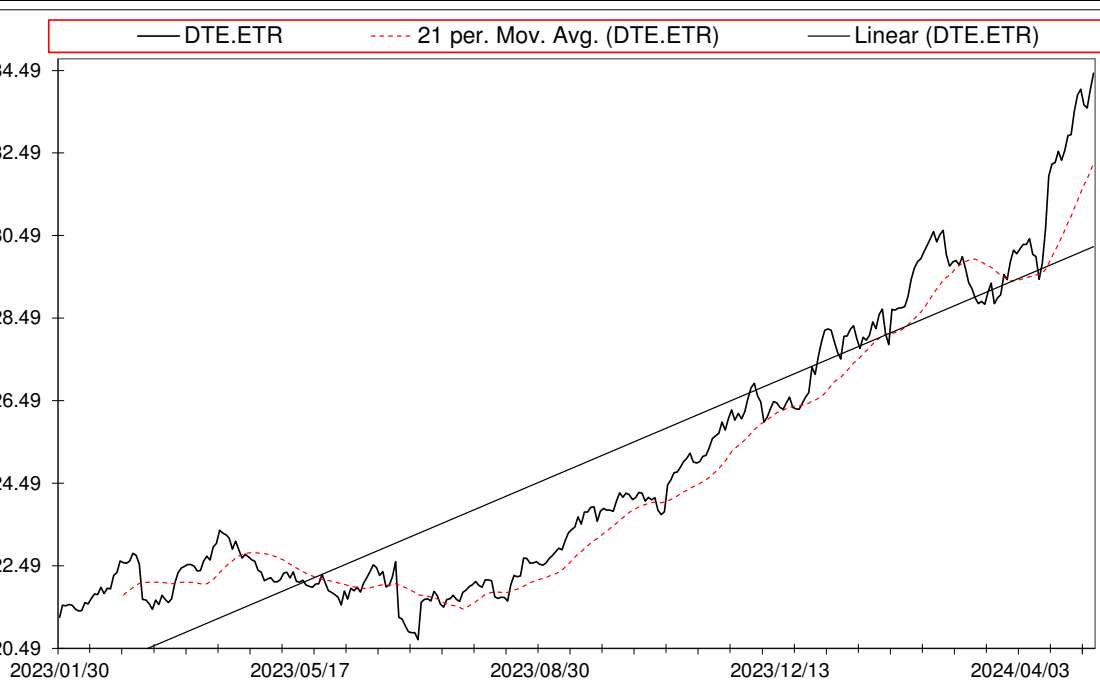

207 891

Plan your enrty levels. Focus on the process not the outcome. Expect further short-term deviation from the trade signal. "Patience"

-2.281														55.139														-24.178															
Date	Price or Relative Price	Short_Term_ Radar	Medium_ Term_Radar	Caterpillar_ %	Wise_ Owl(Rnk)	324_Factor	Factor_324	Defcon _Index	Defcon _Index_Trade	Margin of Safety	75_Day_Mom	Trade_Rating (Guidance)	Trendsum																														
2024/12/18	0.071	No Trade	No Trade	37.77%	0	Absolutely No	0	98	Research Defon Sell	6.21%	13.74%	C	30																														
2024/12/19	0.072	No Trade	No Trade	40.65%	30	Absolutely No	0	99	Research Defon Sell	6.69%	14.08%	C	31																														
2024/12/20	0.071	No Trade	No Trade	37.09%	0	Absolutely No	0	98	Research Defon Sell	6.10%	14.30%	C	30																														
2024/12/23	0.072	No Trade	No Trade	37.99%	0	Absolutely No	0	99	Research Defon Sell	6.25%	15.49%	C	29																														
2024/12/27	0.071	Sell_Panda_ST	No Trade	32.18%	0	Absolutely No	0	98	Research Defon Sell	5.29%	12.12%	C	26																														
2024/12/30	0.072	Sell_Panda_ST	No Trade	34.31%	0	Absolutely No	0	99	Research Defon Sell	5.64%	13.06%	C	22																														
2025/01/02	0.071	Sell_Panda_ST	No Trade	33.93%	0	Absolutely No	0	99	Research Defon Sell	5.45%	12.90%	C	16																														
2025/01/03	0.073	No Trade	No Trade	49.37%	0	Absolutely No	0	100	Research Defon Sell	7.28%	14.49%	C	14																														
2025/01/06	0.072	No Trade	No Trade	41.50%	0	Absolutely No	0	99	Research Defon Sell	6.12%	15.51%	C	13																														
2025/01/07	0.072	No Trade	No Trade	41.36%	0	Absolutely No	0	99	Research Defon Sell	6.09%	14.49%	C	14																														
2025/01/08	0.071	No Trade	No Trade	33.38%	0	Absolutely No	0	98	Research Defon Sell	4.92%	16.30%	C	14																														
2025/01/09	0.072	Sell_Panda_ST	No Trade	36.90%	0	Absolutely No	0	99	Research Defon Sell	5.44%	15.90%	C	13																														
2025/01/10	0.073	No Trade	No Trade	47.83%	0	Absolutely No	0	100	Research Defon Sell	7.05%	19.06%	C	14																														
2025/01/13	0.072	No Trade	No Trade	41.77%	0	Absolutely No	0	99	Research Defon Sell	6.16%	17.79%	C	14																														
2025/01/14	0.073	No Trade	No Trade	48.13%	0	Absolutely No	0	100	Research Defon Sell	7.09%	18.25%	C	14																														
2025/01/15	0.072	No Trade	No Trade	40.68%	0	Absolutely No	0	99	Research Defon Sell	5.99%	18.31%	C	16																														
2025/01/16	0.072	No Trade	No Trade	38.66%	0	Absolutely No	0	99	Research Defon Sell	5.70%	18.70%	C	14																														
2025/01/17	0.071	No Trade	No Trade	27.70%	0	Absolutely No	0	97	Research Defon Sell	4.08%	14.90%	C	10																														
2025/01/20	0.072	No Trade	No Trade	31.88%	0	Absolutely No	0	98	Research Defon Sell	4.70%	15.75%	C	6																														
2025/01/21	0.071	No Trade	No Trade	29.41%	0	Absolutely No	0	98	Research Defon Sell	4.33%	17.16%	C	5																														
2025/01/22	0.071	No Trade	No Trade	19.53%	0	Absolutely No	0	96	Research Defon Sell	2.88%	14.42%	C	3																														
2025/01/23	0.071	No Trade	No Trade	20.71%	0	Absolutely No	0	97	Research Defon Sell	3.05%	14.19%	C	1																														
2025/01/24	0.070	No Trade	No Trade	16.02%	0	Absolutely No	0	96	Research Defon Sell	2.36%	12.52%	C	-3																														
2025/01/27	0.072	No Trade	No Trade	27.34%	0	Absolutely No	0	98	Research Defon Sell	4.03%	14.76%	C	-7																														
2025/01/28	0.073	No Trade	No Trade	46.59%	0	Absolutely No	0	100	Research Defon Sell	6.87%	17.85%	C	-10																														
2025/01/29	0.076	No Trade	No Trade	70.12%	50	Research	85	100	Research Defon Sell	10.33%	19.52%	A	-10																														
2025/01/30	0.075	No Trade	No Trade	65.54%	50	Research	85	99	Research Defon Sell	9.66%	20.32%	A	-9																														
2025/01/31	0.075	No Trade	No Trade	60.86%	50	Research	85	99	Research Defon Sell	8.97%	18.91%	B	-8																														
2025/02/03	0.074	No Trade	No Trade	53.57%	50	Research	85	98	Research Defon Sell	7.89%	17.63%	B	-5																														
2025/02/04	0.074	No Trade	No Trade	48.78%	50	Research	85	97	Research Defon Sell	7.19%	17.02%	B	-4																														
2025/02/05	0.075	No Trade	No Trade	55.57%	50	Research	85	98	Research Defon Sell	8.19%	18.59%	B	-4																														
2025/02/06	0.074	No Trade	No Trade	50.24%	50	Research	85	98	Research Defon Sell	7.40%	17.91%	B	-4																														
2025/02/07	0.075	No Trade	No Trade	56.14%	50	Research	85	99	Research Defon Sell	8.27%	19.32%	B	-3																														
2025/02/10	0.075	No Trade	No Trade	55.96%	50	Research	85	99	Research Defon Sell	8.25%	20.34%	B	-3																														
2025/02/11	0.076	No Trade	No Trade	66.77%	50	Research	85	100	Research Defon Sell	9.84%	23.00%	A	-1																														
2025/02/12	0.077	No Trade	No Trade	75.89%	50	Research	85	100	Research Defon Sell	11.18%	20.53%	A	1																														
2025/02/13	0.077	No Trade	No Trade	69.77%	50	Research	85	99	Research Defon Sell	10.28%	20.01%	A	5																														
2025/02/14	0.076	No Trade	No Trade	67.59%	50	Research	85	99	Research Defon Sell	9.96%	18.78%	A	7																														
2025/02/17	0.078	No Trade	No Trade	78.78%	50	Research	85	100	Research Defon Sell	11.61%	20.42%	A	12																														
2025/02/18	0.079	No Trade	No Trade	90.42%	50	Research	85	100	Research Defon Sell	13.32%	22.80%	A	15																														



Date	9 day	9 vs 21 day	33 day
2025/01/02	Sell_9day	Buy 9 vs 21	Buy 33_Day
2025/01/03	Buy_9day	Buy 9 vs 21	Buy 33_Day
2025/01/06	Buy_9day	Buy 9 vs 21	Buy 33_Day
2025/01/07	Buy_9day	Buy 9 vs 21	Buy 33_Day
2025/01/08	Sell_9day	Buy 9 vs 21	Buy 33_Day
2025/01/09	Sell_9day	Buy 9 vs 21	Buy 33_Day
2025/01/10	Buy_9day	Buy 9 vs 21	Buy 33_Day
2025/01/13	Buy_9day	Buy 9 vs 21	Buy 33_Day
2025/01/14	Buy_9day	Buy 9 vs 21	Buy 33_Day
2025/01/15	Buy_9day	Buy 9 vs 21	Buy 33_Day
2025/01/16	Sell_9day	Buy 9 vs 21	Buy 33_Day
2025/01/17	Sell_9day	Buy 9 vs 21	Sell 33_Day
2025/01/20	Sell_9day	Buy 9 vs 21	Buy 33_Day
2025/01/21	Sell_9day	Buy 9 vs 21	Sell 33_Day
2025/01/22	Sell_9day	Buy 9 vs 21	Sell 33_Day
2025/01/23	Sell_9day	Sell 9 vs 21	Sell 33_Day
2025/01/24	Sell_9day	Sell 9 vs 21	Sell 33_Day
2025/01/27	Buy_9day	Sell 9 vs 21	Sell 33_Day
2025/01/28	Buy_9day	Sell 9 vs 21	Buy 33_Day
2025/01/29	Buy_9day	Sell 9 vs 21	Buy 33_Day
2025/01/30	Buy_9day	Buy 9 vs 21	Buy 33_Day
2025/01/31	Buy_9day	Buy 9 vs 21	Buy 33_Day
2025/02/03	Buy_9day	Buy 9 vs 21	Buy 33_Day
2025/02/04	Buy_9day	Buy 9 vs 21	Buy 33_Day
2025/02/05	Buy_9day	Buy 9 vs 21	Buy 33_Day
2025/02/06	Sell_9day	Buy 9 vs 21	Buy 33_Day
2025/02/07	Buy_9day	Buy 9 vs 21	Buy 33_Day
2025/02/10	Buy_9day	Buy 9 vs 21	Buy 33_Day
2025/02/11	Buy_9day	Buy 9 vs 21	Buy 33_Day
2025/02/12	Buy_9day	Buy 9 vs 21	Buy 33_Day
2025/02/13	Buy_9day	Buy 9 vs 21	Buy 33_Day
2025/02/14	Buy_9day	Buy 9 vs 21	Buy 33_Day
2025/02/17	Buy_9day	Buy 9 vs 21	Buy 33_Day
2025/02/18	Buy_9day	Buy 9 vs 21	Buy 33_Day

Strategy Universe	Euro_Europe_STOXX50_Pairs	Ascendant guidance	Trade	Strategy_Open Date	2024/12/30	Caterpillar Guidance	Trade	
<div><div><div><div>DTE.ETR</div><div>21 per. Mov. Avg. (DTE.ETR)</div><div>Linear (DTE.ETR)</div></div></div><div><div><div>LIN.ETR</div><div>21 per. Mov. Avg. (LIN.ETR)</div><div>Linear (LIN.ETR)</div></div></div></div> <div><div>(+) : Mom Days</div><div>182</div></div> <div><div>(-) : Mom Days</div><div>0</div></div> <div><div>Guided : Factor</div><div>66 day</div></div> <div><div>324_Buy Guidance</div><div>0.0%</div></div> <div><div>324_Sell Guidance</div><div>100.0%</div></div> <div><div>Mom_75 (days)</div><div>22.8%</div></div> <div><div>9 vs 21 day</div><div>2.42%</div></div> <div><div>Price vs 9 day</div><div>3.34%</div></div>								



S  
e  
l  
l

DTE.ETR

Deutsche Telekom N Ag

Communication

Telecommunication

Germany

Market Cap : (B)

144 270

TTE.PAR

Total Energies Se

Energy

Oil & Gas Producers

France

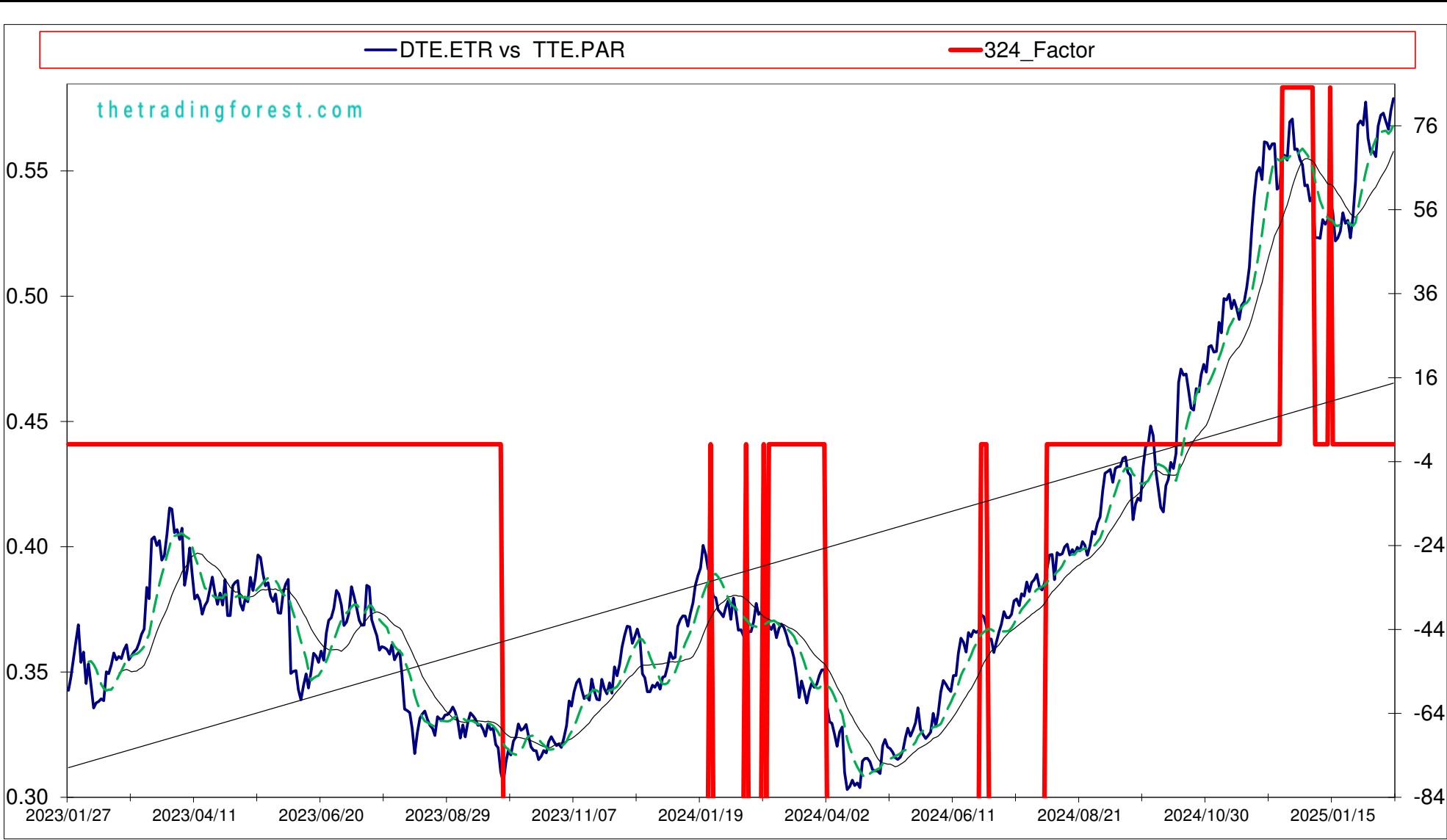
Market Cap : (B)

130 196

Follow the " 3day to 5day waiting period " before entering the trade : understand the Graph, Trend and Variables

Plan your enrty levels. Focus on the process not the outcome. Expect further short-term deviation from the trade signal. "Patience"

-2.240												99.748		-44.523	
Date	Price or Relative Price	Short_Term_ Radar	Medium_ Term_Radar	Caterpillar_ %	Wise_ Owl(Rnk)	324_Factor	Factor_324	Defcon _Index	Defcon _Index_Trade	Margin of Safety	75_Day_Mom	Trade_Rating (Guidance)	Trendsum		
2024/12/18	0.562	No Trade	No Trade	56.44%	50	Research	85	98	Research Defon Sell	12.96%	29.62%	B	11		
2024/12/19	0.562	No Trade	No Trade	56.41%	50	Research	85	98	Research Defon Sell	12.89%	29.40%	B	12		
2024/12/20	0.558	Sell_Panda_ST	No Trade	54.76%	50	Research	85	97	Research Defon Sell	11.98%	30.04%	B	12		
2024/12/23	0.556	No Trade	No Trade	51.17%	50	Research	85	97	Research Defon Sell	11.19%	27.83%	B	9		
2024/12/27	0.548	No Trade	No Trade	41.57%	50	Research	85	95	Research Defon Sell	9.09%	25.77%	B	6		
2024/12/30	0.548	No Trade	No Trade	42.24%	50	Research	85	95	Research Defon Sell	8.82%	25.74%	B	3		
2025/01/02	0.542	No Trade	No Trade	34.73%	0	Research	85	0	Absolutely no Trade	7.25%	23.41%	C	-2		
2025/01/03	0.543	No Trade	No Trade	35.69%	0	Research	85	0	Absolutely no Trade	7.45%	23.61%	C	-6		
2025/01/06	0.527	No Trade	No Trade	18.90%	0	Absolutely No	0	0	Absolutely no Trade	3.95%	21.63%	C	-9		
2025/01/07	0.527	No Trade	No Trade	18.38%	0	Absolutely No	0	0	Absolutely no Trade	3.84%	21.95%	C	-13		
2025/01/08	0.527	No Trade	No Trade	17.64%	0	Absolutely No	0	0	Absolutely no Trade	3.68%	27.09%	C	-16		
2025/01/09	0.534	No Trade	No Trade	24.25%	0	Absolutely No	0	0	Absolutely no Trade	5.06%	26.96%	C	-18		
2025/01/10	0.532	No Trade	No Trade	22.00%	0	Absolutely No	0	0	Absolutely no Trade	4.59%	25.82%	C	-19		
2025/01/13	0.534	No Trade	No Trade	21.95%	0	Absolutely No	0	0	Absolutely no Trade	4.58%	26.48%	C	-22		
2025/01/14	0.542	No Trade	No Trade	29.06%	0	Research	85	0	Absolutely no Trade	6.07%	24.47%	C	-24		
2025/01/15	0.537	No Trade	No Trade	24.07%	0	Absolutely No	0	0	Absolutely no Trade	5.03%	21.01%	C	-24		
2025/01/16	0.526	No Trade	No Trade	12.84%	0	Absolutely No	0	0	Absolutely no Trade	2.68%	18.34%	C	-26		
2025/01/17	0.527	No Trade	No Trade	13.39%	0	Absolutely No	0	0	Absolutely no Trade	2.80%	16.58%	C	-27		
2025/01/20	0.530	No Trade	No Trade	14.55%	0	Absolutely No	0	0	Absolutely no Trade	3.04%	18.18%	C	-27		
2025/01/21	0.537	No Trade	No Trade	20.99%	0	Absolutely No	0	0	Absolutely no Trade	4.38%	23.69%	C	-26		
2025/01/22	0.533	No Trade	No Trade	16.55%	0	Absolutely No	0	0	Absolutely no Trade	3.45%	24.68%	C	-24		
2025/01/23	0.534	No Trade	No Trade	17.19%	0	Absolutely No	0	0	Absolutely no Trade	3.59%	27.31%	C	-22		
2025/01/24	0.527	No Trade	No Trade	10.24%	0	Absolutely No	0	0	Absolutely no Trade	2.14%	26.19%	C	-21		
2025/01/27	0.536	No Trade	No Trade	16.80%	0	Absolutely No	0	0	Absolutely no Trade	3.51%	25.10%	C	-23		
2025/01/28	0.550	No Trade	No Trade	29.57%	0	Absolutely No	0	96	Research Defon Sell	6.17%	27.71%	C	-22		
2025/01/29	0.572	No Trade	No Trade	49.65%	0	Absolutely No	0	100	Research Defon Sell	10.37%	30.81%	C	-18		
2025/01/30	0.574	No Trade	No Trade	50.53%	0	Absolutely No	0	100	Research Defon Sell	10.55%	31.89%	C	-16		
2025/01/31	0.572	No Trade	No Trade	48.52%	0	Absolutely No	0	100	Research Defon Sell	10.13%	29.72%	C	-12		
2025/02/03	0.581	No Trade	No Trade	55.41%	0	Absolutely No	0	100	Research Defon Sell	11.57%	23.84%	C	-7		
2025/02/04	0.567	No Trade	No Trade	41.69%	0	Absolutely No	0	98	Research Defon Sell	8.70%	19.41%	C	-4		
2025/02/05	0.561	No Trade	No Trade	35.96%	0	Absolutely No	0	97	Research Defon Sell	7.51%	18.82%	C	-2		
2025/02/06	0.562	No Trade	No Trade	35.84%	0	Absolutely No	0	97	Research Defon Sell	7.48%	18.79%	C	1		
2025/02/07	0.559	No Trade	No Trade	33.46%	0	Absolutely No	0	96	Research Defon Sell	6.99%	20.10%	C	2		
2025/02/10	0.572	No Trade	No Trade	43.16%	0	Absolutely No	0	98	Research Defon Sell	9.01%	24.52%	C	2		
2025/02/11	0.576	No Trade	No Trade	46.59%	0	Absolutely No	0	99	Research Defon Sell	9.73%	25.68%	C	1		
2025/02/12	0.577	No Trade	No Trade	46.92%	0	Absolutely No	0	99	Research Defon Sell	9.80%	23.56%	C	1		
2025/02/13	0.573	No Trade	No Trade	43.31%	0	Absolutely No	0	99	Research Defon Sell	9.04%	23.17%	C	0		
2025/02/14	0.570	No Trade	No Trade	39.99%	0	Absolutely No	0	98	Research Defon Sell	8.35%	20.71%	C	1		
2025/02/17	0.578	No Trade	No Trade	45.29%	0	Absolutely No	0	99	Research Defon Sell	9.46%	21.23%	C	4		
2025/02/18	0.583	No Trade	No Trade	49.25%	0	Absolutely No	0	100	Research Defon Sell	10.28%	23.07%	C	7		



Date	9 day	9 vs 21 day	33 day
2025/01/02	Sell_9day	Buy 9 vs 21	Buy 33_Day
2025/01/03	Sell_9day	Sell 9 vs 21	Buy 33_Day
2025/01/06	Sell_9day	Sell 9 vs 21	Sell 33_Day
2025/01/07	Sell_9day	Sell 9 vs 21	Sell 33_Day
2025/01/08	Sell_9day	Sell 9 vs 21	Sell 33_Day
2025/01/09	Sell_9day	Sell 9 vs 21	Sell 33_Day
2025/01/10	Sell_9day	Sell 9 vs 21	Sell 33_Day
2025/01/13	Sell_9day	Sell 9 vs 21	Sell 33_Day
2025/01/14	Buy_9day	Sell 9 vs 21	Sell 33_Day
2025/01/15	Buy_9day	Sell 9 vs 21	Sell 33_Day
2025/01/16	Sell_9day	Sell 9 vs 21	Sell 33_Day
2025/01/17	Sell_9day	Sell 9 vs 21	Sell 33_Day
2025/01/20	Sell_9day	Sell 9 vs 21	Sell 33_Day
2025/01/21	Buy_9day	Sell 9 vs 21	Sell 33_Day
2025/01/22	Sell_9day	Sell 9 vs 21	Sell 33_Day
2025/01/23	Buy_9day	Sell 9 vs 21	Sell 33_Day
2025/01/24	Sell_9day	Sell 9 vs 21	Sell 33_Day
2025/01/27	Buy_9day	Sell 9 vs 21	Sell 33_Day
2025/01/28	Buy_9day	Sell 9 vs 21	Buy 33_Day
2025/01/29	Buy_9day	Buy 9 vs 21	Buy 33_Day
2025/01/30	Buy_9day	Buy 9 vs 21	Buy 33_Day
2025/01/31	Buy_9day	Buy 9 vs 21	Buy 33_Day
2025/02/03	Buy_9day	Buy 9 vs 21	Buy 33_Day
2025/02/04	Buy_9day	Buy 9 vs 21	Buy 33_Day
2025/02/05	Buy_9day	Buy 9 vs 21	Buy 33_Day
2025/02/06	Sell_9day	Buy 9 vs 21	Buy 33_Day
2025/02/07	Sell_9day	Buy 9 vs 21	Buy 33_Day
2025/02/10	Buy_9day	Buy 9 vs 21	Buy 33_Day
2025/02/11	Buy_9day	Buy 9 vs 21	Buy 33_Day
2025/02/12	Buy_9day	Buy 9 vs 21	Buy 33_Day
2025/02/13	Buy_9day	Buy 9 vs 21	Buy 33_Day
2025/02/14	Buy_9day	Buy 9 vs 21	Buy 33_Day
2025/02/17	Buy_9day	Buy 9 vs 21	Buy 33_Day
2025/02/18	Buy_9day	Buy 9 vs 21	Buy 33_Day

Strategy Universe

Euro\_Europe\_STOXX50\_Pairs

Ascendant guidance

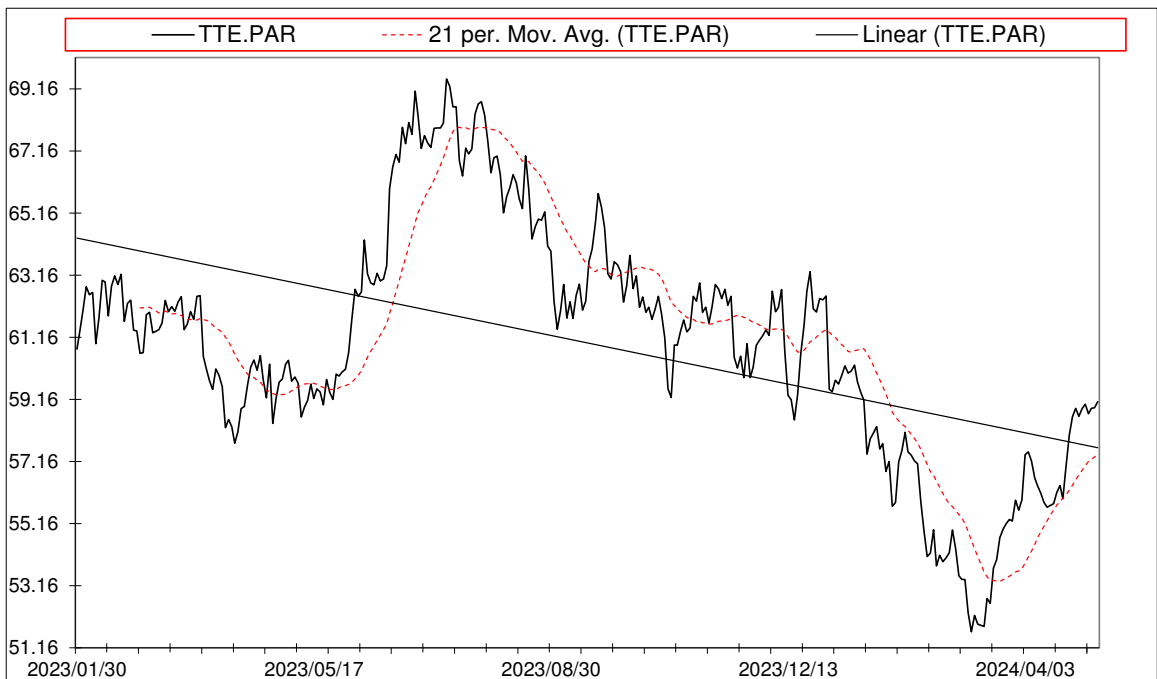
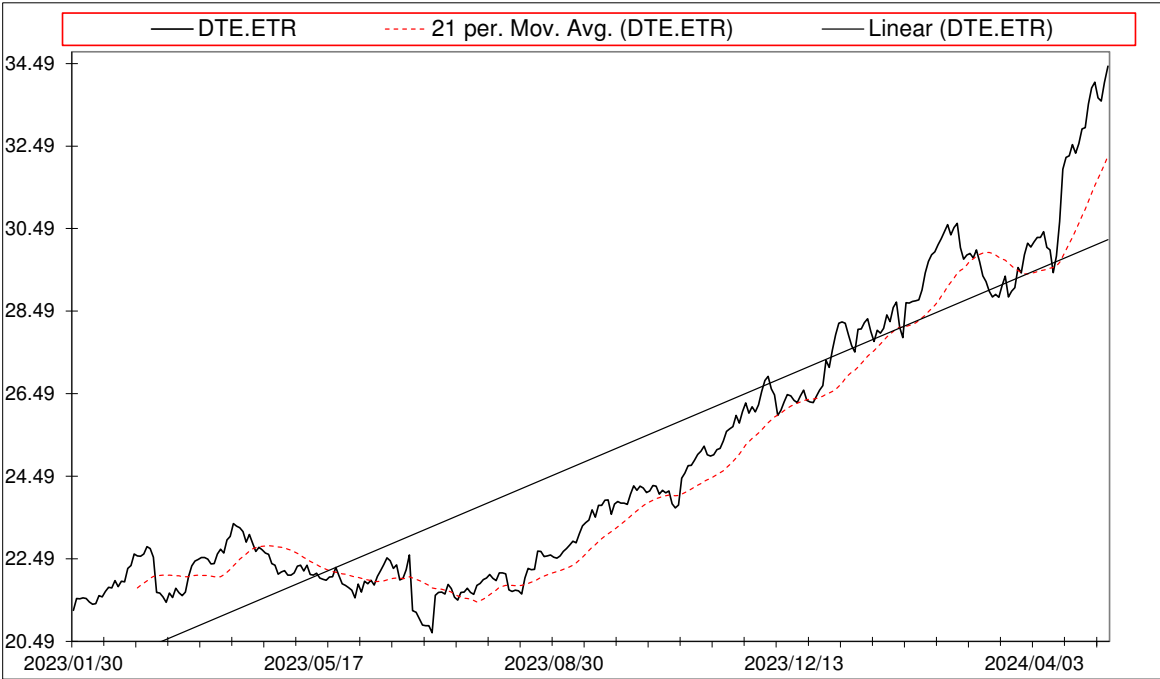
Research

Strategy\_Open Date

2024/12/30

Caterpillar  
Guidance

Trade



(+) : Mom Days	173
(-) : Mom Days	0
Guided : Factor	66 day
324_Buy Guidance	0.0%
324_Sell Guidance	100.0%
Mom_75 (days)	23.1%
9 vs 21 day	1.89%
Price vs 9 day	1.83%

MOWI.OSL

B  
u  
y

Mowi Asa

Consumer Staples

Food, Beverage and Tobacco

Norway

Market Cap : (B)

104 974

NESN.SWX

Nestle Sa

Consumer Staples

Food, Beverage and Tobacco

Switzerland

Market Cap : (B)

195 419

Follow the " 3day to 5day waiting period " before entering the trade : understand the Graph, Trend and Variables

Plan your enrty levels. Focus on the process not the outcome. Expect further short-term deviation from the trade signal. "Patience"

Date	Price or Relative Price	Short_Term_ Radar	Medium_ Term_Radar	Caterpillar_ %	Wise_ Owl(Rnk)	324_Factor	Factor_324	Defcon _Index	Defcon _Index_Trade	Margin of Safety	75_Day_Mom	Trade_Rating (Guidance)	Trendsum
2024/12/18	2.674	Sell_Panda_ST	No Trade	48.32%	50	Research	85	97	Research Defon Sell	7.14%	28.87%	B	22
2024/12/19	2.642	Sell_Panda_ST	Sell_Panda_ST	38.97%	0	Absolutely No	0	96	Research Defon Sell	5.76%	27.12%	C	16
2024/12/20	2.642	No Trade	No Trade	38.56%	0	Absolutely No	0	96	Research Defon Sell	5.70%	24.07%	C	11
2024/12/23	2.625	No Trade	No Trade	32.38%	0	Absolutely No	0	95	Research Defon Sell	4.79%	24.81%	C	6
2024/12/27	2.630	No Trade	No Trade	31.61%	0	Absolutely No	0	95	Research Defon Sell	4.67%	23.88%	C	2
2024/12/30	2.601	No Trade	No Trade	22.32%	0	Absolutely No	0	0	Absolutely no Trade	3.30%	23.01%	C	-2
2025/01/02	2.636	No Trade	No Trade	30.10%	0	Absolutely No	0	95	Research Defon Sell	4.45%	22.81%	C	-7
2025/01/03	2.647	No Trade	No Trade	32.55%	0	Absolutely No	0	96	Research Defon Sell	4.81%	22.79%	C	-10
2025/01/06	2.649	No Trade	No Trade	31.73%	0	Absolutely No	0	96	Research Defon Sell	4.69%	22.33%	C	-12
2025/01/07	2.612	No Trade	No Trade	21.28%	0	Absolutely No	0	0	Absolutely no Trade	3.15%	21.53%	C	-12
2025/01/08	2.568	No Trade	No Trade	8.93%	0	Absolutely No	0	0	Absolutely no Trade	1.32%	18.53%	C	-14
2025/01/09	2.624	No Trade	No Trade	23.58%	0	Absolutely No	0	95	Research Defon Sell	3.49%	16.07%	C	-16
2025/01/10	2.636	No Trade	No Trade	26.25%	0	Absolutely No	0	95	Research Defon Sell	3.88%	17.92%	C	-19
2025/01/13	2.607	No Trade	No Trade	16.94%	0	Absolutely No	0	0	Absolutely no Trade	2.50%	18.57%	C	-20
2025/01/14	2.660	No Trade	No Trade	30.62%	0	Absolutely No	0	96	Research Defon Sell	4.53%	23.32%	C	-17
2025/01/15	2.748	No Trade	No Trade	53.29%	50	Research	85	99	Research Defon Sell	7.88%	24.63%	A	-12
2025/01/16	2.809	No Trade	No Trade	69.07%	50	Research	85	100	Research Defon Sell	10.21%	27.51%	A	-8
2025/01/17	2.834	No Trade	No Trade	75.17%	50	Research	85	100	Research Defon Sell	11.12%	26.90%	A	-5
2025/01/20	2.828	No Trade	No Trade	72.01%	50	Research	85	100	Research Defon Sell	10.65%	26.41%	A	-3
2025/01/21	2.822	No Trade	No Trade	69.73%	50	Research	85	100	Research Defon Sell	10.31%	28.11%	A	0
2025/01/22	2.854	No Trade	No Trade	77.67%	50	Research	85	100	Research Defon Sell	11.48%	27.14%	A	4
2025/01/23	2.886	No Trade	No Trade	85.67%	50	Research	85	100	Research Defon Sell	12.67%	26.94%	A	7
2025/01/24	2.876	No Trade	No Trade	82.51%	50	Research	85	100	Research Defon Sell	12.20%	26.59%	A	9
2025/01/27	2.778	No Trade	No Trade	55.14%	50	Research	85	96	Research Defon Sell	8.15%	23.37%	B	9
2025/01/28	2.809	No Trade	No Trade	62.62%	50	Research	85	97	Research Defon Sell	9.26%	23.06%	B	8
2025/01/29	2.833	No Trade	No Trade	68.54%	50	Research	85	98	Research Defon Sell	10.13%	21.92%	B	5
2025/01/30	2.923	No Trade	No Trade	91.60%	50	Research	85	100	Research Defon Sell	13.54%	26.31%	A	6
2025/01/31	2.934	No Trade	No Trade	93.79%	50	Research	85	100	Research Defon Sell	13.87%	27.31%	A	8
2025/02/03	2.810	No Trade	No Trade	59.81%	50	Research	85	96	Research Defon Sell	8.84%	19.90%	B	13
2025/02/04	2.830	No Trade	No Trade	64.44%	50	Research	85	96	Research Defon Sell	9.53%	20.95%	B	14
2025/02/05	2.815	Sell_Panda_ST	No Trade	60.07%	50	Research	85	96	Research Defon Sell	8.88%	21.05%	B	15
2025/02/06	2.792	Sell_Panda_ST	Sell_Panda_ST	53.56%	50	Research	85	95	Research Defon Sell	7.92%	21.96%	B	13
2025/02/07	2.785	No Trade	No Trade	51.02%	0	Research	85	0	Absolutely no Trade	7.54%	22.07%	C	11
2025/02/10	2.809	No Trade	No Trade	55.85%	50	Research	85	96	Research Defon Sell	8.26%	24.18%	B	9
2025/02/11	2.799	No Trade	No Trade	52.80%	50	Research	85	95	Research Defon Sell	7.81%	22.94%	B	6
2025/02/12	2.746	No Trade	No Trade	38.34%	0	Absolutely No	0	0	Absolutely no Trade	5.67%	19.21%	C	1
2025/02/13	2.623	No Trade	No Trade	5.96%	0	Absolutely No	0	0	Absolutely no Trade	0.88%	12.40%	C	-4
2025/02/14	2.698	No Trade	No Trade	24.86%	0	Absolutely No	0	0	Absolutely no Trade	3.68%	14.33%	C	-8
2025/02/17	2.681	No Trade	No Trade	19.17%	0	Absolutely No	0	0	Absolutely no Trade	2.83%	15.70%	C	-10
2025/02/18	2.669	No Trade	No Trade	15.55%	0	Absolutely No	0	0	Absolutely no Trade	2.30%	13.61%	C	-11





S  
e  
l  
l

DTE.ETR

Deutsche Telekom N Ag

Communication

Telecommunication

Germany

Market Cap : (B)

144 270

Follow the " 3day to 5day waiting period " before entering the trade : understand the Graph, Trend and Variables

IBE.MAD

Iberdrola S.A.

Utilities

Gas, Water & Multiutilities

Spain

Market Cap : (B)



83 929

Plan your enrty levels. Focus on the process not the outcome. Expect further short-term deviation from the trade signal. "Patience"

Date	Price or Relative Price	Short_Term_ Radar	Medium_ Term_Radar	Caterpillar_ %	Wise_ Owl(Rnk)	324_Factor	Factor_324	Defcon _Index	Defcon _Index_Trade	Margin of Safety	75_Day_Mom	Trade_Rating (Guidance)	Trendsum
2024/12/18	2.229	Sell_Panda_ST	Sell_Panda_ST	36.40%	0	Absolutely No	0	98	Research Defon Sell	3.82%	11.55%	C	14
2024/12/19	2.250	No Trade	No Trade	45.36%	0	Absolutely No	0	99	Research Defon Sell	4.77%	13.77%	C	11
2024/12/20	2.221	No Trade	No Trade	31.87%	0	Absolutely No	0	98	Research Defon Sell	3.35%	13.07%	C	7
2024/12/23	2.205	No Trade	No Trade	23.88%	0	Absolutely No	0	97	Research Defon Sell	2.51%	12.91%	C	5
2024/12/27	2.195	No Trade	No Trade	18.28%	0	Absolutely No	0	96	Research Defon Sell	1.92%	11.85%	C	3
2024/12/30	2.182	No Trade	No Trade	11.29%	0	Absolutely No	0	96	Research Defon Sell	1.19%	9.16%	C	0
2025/01/02	2.144	No Trade	No Trade	6.25%	0	Absolutely No	0	0	Absolutely no Trade	-0.68%	7.18%	C	-6
2025/01/03	2.134	No Trade	No Trade	10.73%	0	Absolutely No	0	0	Absolutely no Trade	-1.16%	7.21%	C	-12
2025/01/06	2.089	No Trade	No Trade	30.72%	0	Absolutely No	0	0	Absolutely no Trade	-3.33%	7.67%	C	-17
2025/01/07	2.114	No Trade	No Trade	20.49%	0	Absolutely No	0	0	Absolutely no Trade	-2.22%	8.34%	C	-21
2025/01/08	2.123	No Trade	No Trade	16.66%	0	Absolutely No	0	0	Absolutely no Trade	-1.81%	9.45%	C	-25
2025/01/09	2.151	No Trade	No Trade	5.40%	0	Absolutely No	0	0	Absolutely no Trade	-0.59%	11.78%	C	-25
2025/01/10	2.232	No Trade	No Trade	29.97%	0	Absolutely No	0	98	Research Defon Sell	3.15%	16.66%	C	-23
2025/01/13	2.273	No Trade	No Trade	47.06%	0	Absolutely No	0	100	Research Defon Sell	4.94%	17.36%	C	-19
2025/01/14	2.296	No Trade	No Trade	56.85%	0	Absolutely No	0	100	Research Defon Sell	5.97%	18.42%	C	-16
2025/01/15	2.265	No Trade	No Trade	42.89%	0	Absolutely No	0	99	Research Defon Sell	4.51%	17.57%	C	-12
2025/01/16	2.274	No Trade	No Trade	46.15%	0	Absolutely No	0	99	Research Defon Sell	4.85%	18.65%	C	-10
2025/01/17	2.277	No Trade	No Trade	47.20%	0	Absolutely No	0	99	Research Defon Sell	4.96%	19.60%	C	-8
2025/01/20	2.288	No Trade	No Trade	51.09%	0	Absolutely No	0	100	Research Defon Sell	5.37%	19.73%	C	-7
2025/01/21	2.282	No Trade	No Trade	48.21%	0	Absolutely No	0	99	Research Defon Sell	5.06%	18.22%	C	-5
2025/01/22	2.277	No Trade	No Trade	45.49%	0	Absolutely No	0	99	Research Defon Sell	4.78%	18.55%	C	-6
2025/01/23	2.272	No Trade	No Trade	43.16%	0	Absolutely No	0	99	Research Defon Sell	4.53%	17.32%	C	-6
2025/01/24	2.237	No Trade	No Trade	27.55%	0	Absolutely No	0	97	Research Defon Sell	2.89%	14.31%	C	-8
2025/01/27	2.232	No Trade	No Trade	24.28%	0	Absolutely No	0	97	Research Defon Sell	2.55%	15.21%	C	-10
2025/01/28	2.265	No Trade	No Trade	38.51%	0	Absolutely No	0	99	Research Defon Sell	4.05%	16.87%	C	-13
2025/01/29	2.358	No Trade	No Trade	78.81%	50	Research	85	100	Research Defon Sell	8.28%	16.87%	A	-11
2025/01/30	2.359	No Trade	No Trade	78.69%	50	Research	85	100	Research Defon Sell	8.27%	18.41%	A	-8
2025/01/31	2.365	No Trade	No Trade	81.14%	50	Research	85	100	Research Defon Sell	8.52%	18.73%	A	-6
2025/02/03	2.397	No Trade	No Trade	94.11%	50	Research	85	100	Research Defon Sell	9.89%	20.80%	A	-4
2025/02/04	2.361	No Trade	No Trade	77.91%	50	Research	85	98	Research Defon Sell	8.18%	18.67%	B	-1
2025/02/05	2.363	No Trade	No Trade	78.49%	50	Research	85	99	Research Defon Sell	8.25%	17.77%	B	2
2025/02/06	2.421	No Trade	No Trade	100.00%	50	Research	85	100	Research Defon Sell	10.85%	20.09%	A	5
2025/02/07	2.439	No Trade	No Trade	100.00%	50	Research	85	100	Research Defon Sell	11.66%	22.74%	A	9
2025/02/10	2.469	No Trade	No Trade	100.00%	50	Research	85	100	Research Defon Sell	12.93%	23.52%	A	14
2025/02/11	2.541	No Trade	No Trade	100.00%	50	Research	85	100	Research Defon Sell	16.18%	29.74%	A	18
2025/02/12	2.556	No Trade	No Trade	100.00%	50	Research	85	100	Research Defon Sell	16.79%	27.78%	A	21
2025/02/13	2.504	No Trade	No Trade	85.62%	50	Research	85	98	Research Defon Sell	14.38%	24.46%	B	24
2025/02/14	2.506	No Trade	No Trade	86.05%	50	Research	85	98	Research Defon Sell	14.45%	24.94%	B	26
2025/02/17	2.546	No Trade	No Trade	96.30%	50	Research	85	100	Research Defon Sell	16.17%	25.11%	A	26
2025/02/18	2.578	No Trade	No Trade	100.00%	50	Research	85	100	Research Defon Sell	17.59%	26.69%	A	29



Date	9 day	9 vs 21 day	33 day
2024/12/30	Sell_9day	Sell 9 vs 21	Sell 33_Day
2025/01/02	Sell_9day	Sell 9 vs 21	Sell 33_Day
2025/01/03	Sell_9day	Sell 9 vs 21	Sell 33_Day
2025/01/06	Sell_9day	Sell 9 vs 21	Sell 33_Day
2025/01/07	Sell_9day	Sell 9 vs 21	Sell 33_Day
2025/01/08	Sell_9day	Sell 9 vs 21	Sell 33_Day
2025/01/09	Buy_9day	Sell 9 vs 21	Sell 33_Day
2025/01/10	Buy_9day	Sell 9 vs 21	Buy 33_Day
2025/01/13	Buy_9day	Sell 9 vs 21	Buy 33_Day
2025/01/14	Buy_9day	Sell 9 vs 21	Buy 33_Day
2025/01/15	Buy_9day	Sell 9 vs 21	Buy 33_Day
2025/01/16	Buy_9day	Sell 9 vs 21	Buy 33_Day
2025/01/17	Buy_9day	Buy 9 vs 21	Buy 33_Day
2025/01/20	Buy_9day	Buy 9 vs 21	Buy 33_Day
2025/01/21	Buy_9day	Buy 9 vs 21	Buy 33_Day
2025/01/22	Buy_9day	Buy 9 vs 21	Buy 33_Day
2025/01/23	Sell_9day	Buy 9 vs 21	Buy 33_Day
2025/01/24	Sell_9day	Buy 9 vs 21	Buy 33_Day
2025/01/27	Sell_9day	Buy 9 vs 21	Buy 33_Day
2025/01/28	Sell_9day	Buy 9 vs 21	Buy 33_Day
2025/01/29	Buy_9day	Buy 9 vs 21	Buy 33_Day
2025/01/30	Buy_9day	Buy 9 vs 21	Buy 33_Day
2025/01/31	Buy_9day	Buy 9 vs 21	Buy 33_Day
2025/02/03	Buy_9day	Buy 9 vs 21	Buy 33_Day
2025/02/04	Buy_9day	Buy 9 vs 21	Buy 33_Day
2025/02/05	Buy_9day	Buy 9 vs 21	Buy 33_Day
2025/02/06	Buy_9day	Buy 9 vs 21	Buy 33_Day
2025/02/07	Buy_9day	Buy 9 vs 21	Buy 33_Day
2025/02/10	Buy_9day	Buy 9 vs 21	Buy 33_Day
2025/02/11	Buy_9day	Buy 9 vs 21	Buy 33_Day
2025/02/12	Buy_9day	Buy 9 vs 21	Buy 33_Day
2025/02/13	Buy_9day	Buy 9 vs 21	Buy 33_Day
2025/02/14	Buy_9day	Buy 9 vs 21	Buy 33_Day
2025/02/17	Buy_9day	Buy 9 vs 21	Buy 33_Day
2025/02/18	Buy_9day	Buy 9 vs 21	Buy 33_Day

Strategy Universe		Euro_Europe_STOXX50_Pairs		Ascendant guidance		Trade	Strategy_Open Date	2024/12/30	Caterpillar Guidance	Trade	
<div><div><div>DTE.ETR</div><div>21 per. Mov. Avg. (DTE.ETR)</div><div>Linear (DTE.ETR)</div></div><div><div>IBE.MAD</div><div>21 per. Mov. Avg. (IBE.MAD)</div><div>Linear (IBE.MAD)</div></div></div> <div></div>		<div><div><div>IBE.MAD</div><div>21 per. Mov. Avg. (IBE.MAD)</div><div>Linear (IBE.MAD)</div></div><div></div></div>				(+): Mom Days	31				
						(-): Mom Days	0				
						Guided: Factor	9 vs 21 day				
						324_Buy Guidance	0.0%				
						324_Sell Guidance	100.0%				
						Mom_75 (days)	26.7%				
						9 vs 21 day	4.59%				
						Price vs 9 day	2.85%				

S  
e  
l  
l

DTE.ETR

Deutsche Telekom N Ag

Communication

Telecommunication

Germany

Market Cap : (B)

144 270

Follow the " 3day to 5day waiting period " before entering the trade : understand the Graph, Trend and Variables

TEL.OSL

Telenor Asa

Communication

Telecommunications

Norway

Market Cap : (B)

180 690

Plan your enrty levels. Focus on the process not the outcome. Expect further short-term deviation from the trade signal. "Patience"

Date	Price or Relative Price	Short_Term_ Radar	Medium_ Term_Radar	Caterpillar_ %	Wise_ Owl(Rnk)	324_Factor	Factor_324	Defcon _Index	Defcon _Index_Trade	Margin of Safety	75_Day_Mom	Trade_Rating (Guidance)	Trendsum
2024/12/18	0.232	No Trade	No Trade	60.01%	50	Research	85	97	Research Defon Sell	7.31%	18.71%	B	5
2024/12/19	0.233	No Trade	No Trade	61.66%	50	Research	85	98	Research Defon Sell	7.51%	20.76%	B	0
2024/12/20	0.231	No Trade	No Trade	54.97%	50	Research	85	97	Research Defon Sell	6.70%	19.09%	B	-2
2024/12/23	0.230	No Trade	No Trade	48.04%	0	Absolutely No	0	96	Research Defon Sell	5.85%	20.41%	C	-4
2024/12/27	0.227	No Trade	No Trade	36.48%	0	Absolutely No	0	95	Research Defon Sell	4.45%	17.85%	C	-7
2024/12/30	0.227	No Trade	No Trade	35.14%	0	Absolutely No	0	95	Research Defon Sell	4.28%	16.29%	C	-12
2025/01/02	0.225	No Trade	No Trade	24.83%	0	Absolutely No	0	0	Absolutely no Trade	3.03%	12.94%	C	-16
2025/01/03	0.226	No Trade	No Trade	28.46%	0	Absolutely No	0	0	Absolutely no Trade	3.47%	13.81%	C	-20
2025/01/06	0.223	No Trade	No Trade	17.91%	0	Absolutely No	0	0	Absolutely no Trade	2.18%	13.25%	C	-24
2025/01/07	0.226	No Trade	No Trade	28.13%	0	Absolutely No	0	0	Absolutely no Trade	3.43%	15.83%	C	-27
2025/01/08	0.227	No Trade	No Trade	32.04%	0	Absolutely No	0	95	Research Defon Sell	3.91%	16.28%	C	-29
2025/01/09	0.230	No Trade	No Trade	41.94%	0	Absolutely No	0	96	Research Defon Sell	5.11%	19.08%	C	-28
2025/01/10	0.230	No Trade	No Trade	41.07%	0	Absolutely No	0	96	Research Defon Sell	5.01%	18.73%	C	-26
2025/01/13	0.233	No Trade	No Trade	52.65%	50	Research	85	98	Research Defon Sell	6.42%	19.86%	B	-22
2025/01/14	0.235	No Trade	No Trade	58.34%	50	Research	85	99	Research Defon Sell	7.11%	21.73%	B	-18
2025/01/15	0.232	No Trade	No Trade	46.49%	0	Absolutely No	0	97	Research Defon Sell	5.67%	19.50%	C	-14
2025/01/16	0.231	No Trade	No Trade	41.53%	0	Absolutely No	0	97	Research Defon Sell	5.06%	18.40%	C	-11
2025/01/17	0.228	No Trade	No Trade	31.85%	0	Absolutely No	0	96	Research Defon Sell	3.88%	16.60%	C	-9
2025/01/20	0.226	No Trade	No Trade	21.06%	0	Absolutely No	0	0	Absolutely no Trade	2.57%	15.45%	C	-11
2025/01/21	0.227	No Trade	No Trade	25.16%	0	Absolutely No	0	95	Research Defon Sell	3.07%	17.26%	C	-13
2025/01/22	0.226	No Trade	No Trade	20.46%	0	Absolutely No	0	0	Absolutely no Trade	2.49%	14.78%	C	-16
2025/01/23	0.221	No Trade	No Trade	0.46%	0	Absolutely No	0	0	Absolutely no Trade	0.06%	12.40%	C	-18
2025/01/24	0.222	No Trade	No Trade	4.43%	0	Absolutely No	0	0	Absolutely no Trade	0.54%	12.27%	C	-20
2025/01/27	0.221	No Trade	No Trade	0.17%	0	Absolutely No	0	0	Absolutely no Trade	0.02%	11.23%	C	-22
2025/01/28	0.225	No Trade	No Trade	13.94%	0	Absolutely No	0	0	Absolutely no Trade	1.70%	13.36%	C	-23
2025/01/29	0.231	No Trade	No Trade	37.38%	0	Absolutely No	0	97	Research Defon Sell	4.56%	13.83%	C	-20
2025/01/30	0.232	No Trade	No Trade	40.38%	0	Absolutely No	0	97	Research Defon Sell	4.92%	14.14%	C	-15
2025/01/31	0.233	No Trade	No Trade	43.52%	0	Absolutely No	0	98	Research Defon Sell	5.30%	13.16%	C	-10
2025/02/03	0.235	No Trade	No Trade	50.72%	0	Absolutely No	0	99	Research Defon Sell	6.18%	12.46%	C	-6
2025/02/04	0.233	No Trade	No Trade	40.31%	0	Absolutely No	0	98	Research Defon Sell	4.91%	12.88%	C	-2
2025/02/05	0.235	No Trade	No Trade	49.14%	0	Absolutely No	0	99	Research Defon Sell	5.99%	10.64%	C	1
2025/02/06	0.234	No Trade	No Trade	43.96%	0	Absolutely No	0	98	Research Defon Sell	5.36%	9.32%	C	3
2025/02/07	0.236	No Trade	No Trade	49.89%	0	Absolutely No	0	99	Research Defon Sell	6.08%	11.14%	C	7
2025/02/10	0.241	No Trade	No Trade	70.02%	50	Research	85	100	Research Defon Sell	8.53%	13.38%	C	12
2025/02/11	0.243	No Trade	No Trade	75.42%	50	Research	85	100	Research Defon Sell	9.19%	15.76%	A	16
2025/02/12	0.244	No Trade	No Trade	77.39%	50	Research	85	100	Research Defon Sell	9.43%	14.14%	C	20
2025/02/13	0.241	No Trade	No Trade	68.20%	50	Research	85	99	Research Defon Sell	8.31%	12.99%	C	23
2025/02/14	0.242	No Trade	No Trade	71.41%	50	Research	85	99	Research Defon Sell	8.70%	12.55%	C	24
2025/02/17	0.246	No Trade	No Trade	82.04%	50	Research	85	100	Research Defon Sell	10.00%	13.53%	C	25
2025/02/18	0.247	No Trade	No Trade	88.27%	50	Research	85	100	Research Defon Sell	10.76%	21.46%	A	28



Date	9 day	9 vs 21 day	33 day
2024/12/30	Sell_9day	Sell 9 vs 21	Sell 33_Day
2025/01/02	Sell_9day	Sell 9 vs 21	Sell 33_Day
2025/01/03	Sell_9day	Sell 9 vs 21	Sell 33_Day
2025/01/06	Sell_9day	Sell 9 vs 21	Sell 33_Day
2025/01/07	Sell_9day	Sell 9 vs 21	Sell 33_Day
2025/01/08	Buy_9day	Sell 9 vs 21	Sell 33_Day
2025/01/09	Buy_9day	Sell 9 vs 21	Sell 33_Day
2025/01/10	Buy_9day	Sell 9 vs 21	Sell 33_Day
2025/01/13	Buy_9day	Sell 9 vs 21	Buy 33_Day
2025/01/14	Buy_9day	Sell 9 vs 21	Buy 33_Day
2025/01/15	Buy_9day	Sell 9 vs 21	Buy 33_Day
2025/01/16	Buy_9day	Sell 9 vs 21	Sell 33_Day
2025/01/17	Sell_9day	Buy 9 vs 21	Sell 33_Day
2025/01/20	Sell_9day	Buy 9 vs 21	Sell 33_Day
2025/01/21	Sell_9day	Buy 9 vs 21	Sell 33_Day
2025/01/22	Sell_9day	Buy 9 vs 21	Sell 33_Day
2025/01/23	Sell_9day	Buy 9 vs 21	Sell 33_Day
2025/01/24	Sell_9day	Sell 9 vs 21	Sell 33_Day
2025/01/27	Sell_9day	Sell 9 vs 21	Sell 33_Day
2025/01/28	Sell_9day	Sell 9 vs 21	Sell 33_Day
2025/01/29	Buy_9day	Sell 9 vs 21	Buy 33_Day
2025/01/30	Buy_9day	Sell 9 vs 21	Buy 33_Day
2025/01/31	Buy_9day	Sell 9 vs 21	Buy 33_Day
2025/02/03	Buy_9day	Sell 9 vs 21	Buy 33_Day
2025/02/04	Buy_9day	Sell 9 vs 21	Buy 33_Day
2025/02/05	Buy_9day	Buy 9 vs 21	Buy 33_Day
2025/02/06	Buy_9day	Buy 9 vs 21	Buy 33_Day
2025/02/07	Buy_9day	Buy 9 vs 21	Buy 33_Day
2025/02/10	Buy_9day	Buy 9 vs 21	Buy 33_Day
2025/02/11	Buy_9day	Buy 9 vs 21	Buy 33_Day
2025/02/12	Buy_9day	Buy 9 vs 21	Buy 33_Day
2025/02/13	Buy_9day	Buy 9 vs 21	Buy 33_Day
2025/02/14	Buy_9day	Buy 9 vs 21	Buy 33_Day
2025/02/17	Buy_9day	Buy 9 vs 21	Buy 33_Day
2025/02/18	Buy_9day	Buy 9 vs 21	Buy 33_Day

Strategy Universe	Euro_Communication_Pairs	Ascendant guidance	Trade	Strategy_Open Date	2024/12/30	Caterpillar Guidance	Trade
<div><div><p>— DTE.ETR      - - - - 21 per. Mov. Avg. (DTE.ETR)      — Linear (DTE.ETR)</p></div><div><p>— TEL.OSL      - - - - 21 per. Mov. Avg. (TEL.OSL)      — Linear (TEL.OSL)</p></div></div>						(+) : Mom Days	16
						(-) : Mom Days	0
						Guided : Factor	9 vs 21 day
						324_Buy Guidance	0.0%
						324_Sell Guidance	100.0%
						Mom_75 (days)	21.5%
						9 vs 21 day	3.22%
						Price vs 9 day	2.39%



S  
e  
l  
l

NTGY.MAD

Naturgy Energy Group

Utilities

Gas, Water & Multiutilities

Spain

Market Cap : (B)

21 905

Follow the " 3day to 5day waiting period " before entering the trade : understand the Graph, Trend and Variables

RED.MAD

Red Electrica Corporacion S.A.

Utilities

Gas, Water & Multiutilities

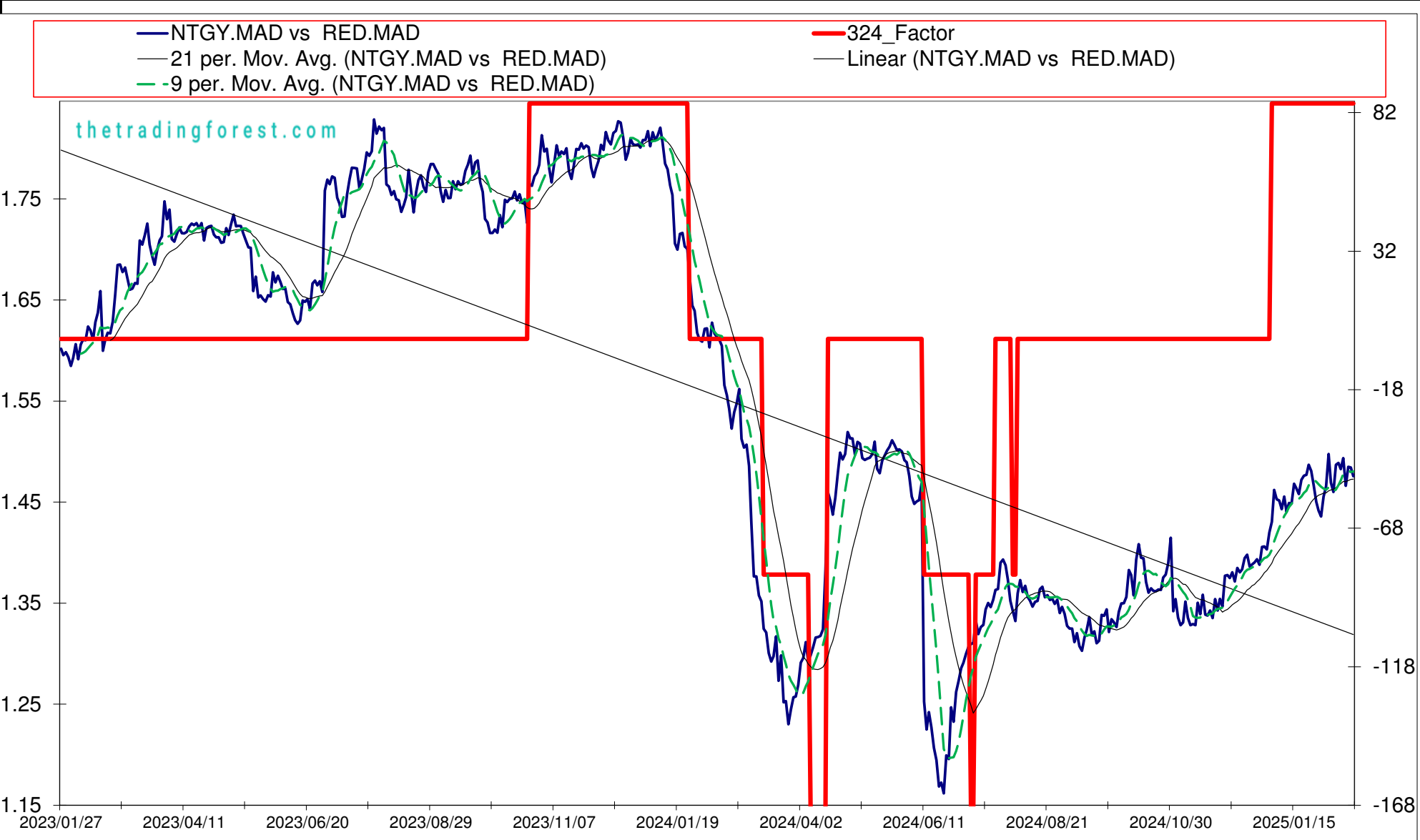
Spain

Market Cap : (B)

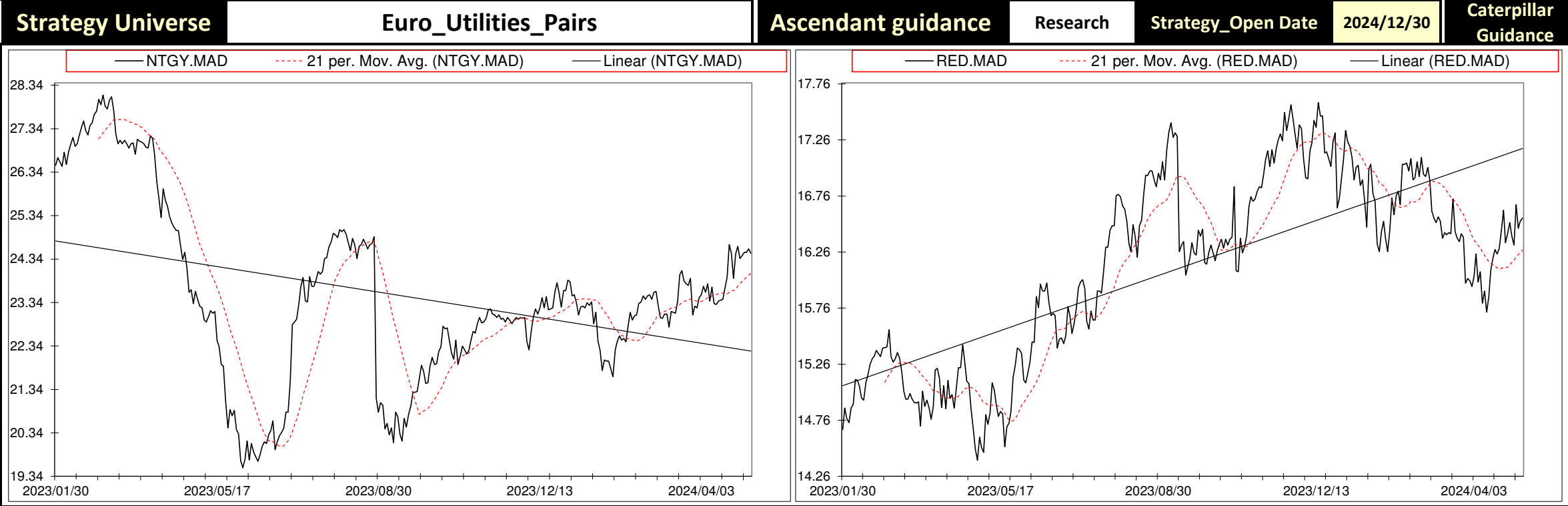
9 201

Plan your enrty levels. Focus on the process not the outcome. Expect further short-term deviation from the trade signal. "Patience"

-2.112															-57.577															27.256														
Date	Price or Relative Price	Short_Term_ Radar	Medium_ Term_Radar	Caterpillar_ %	Wise_ Owl(Rnk)	324_Factor	Factor_324	Defcon _Index	Defcon _Index_Trade	Margin of Safety	75_Day_Mom	Trade_Rating (Guidance)	Trendsum																															
2024/12/18	1.396	No Trade	No Trade	36.24%	0	Absolutely No	0	84	Research Defon Sell	5.14%	6.24%	C	22																															
2024/12/19	1.391	No Trade	No Trade	33.74%	0	Absolutely No	0	83	Research Defon Sell	4.78%	5.12%	C	25																															
2024/12/20	1.408	No Trade	No Trade	43.57%	0	Absolutely No	0	84	Research Defon Sell	6.18%	7.51%	C	27																															
2024/12/23	1.409	No Trade	No Trade	45.17%	0	Absolutely No	0	84	Research Defon Sell	6.40%	7.91%	C	28																															
2024/12/27	1.406	No Trade	No Trade	45.38%	0	Absolutely No	0	84	Research Defon Sell	6.43%	6.61%	C	29																															
2024/12/30	1.423	No Trade	No Trade	55.65%	0	Absolutely No	0	85	Research Defon Sell	7.89%	7.26%	C	29																															
2025/01/02	1.433	No Trade	No Trade	62.74%	30	Research	85	86	Research Defon Sell	8.90%	7.07%	C	28																															
2025/01/03	1.465	No Trade	No Trade	80.01%	50	Research	85	87	Research Defon Sell	11.35%	10.84%	C	30																															
2025/01/06	1.455	No Trade	No Trade	76.43%	50	Research	85	87	Research Defon Sell	10.84%	9.85%	C	33																															
2025/01/07	1.454	No Trade	No Trade	76.36%	50	Research	85	87	Research Defon Sell	10.83%	10.77%	C	35																															
2025/01/08	1.446	No Trade	No Trade	72.18%	50	Research	85	87	Research Defon Sell	10.24%	9.90%	C	37																															
2025/01/09	1.458	No Trade	No Trade	79.32%	50	Research	85	87	Research Defon Sell	11.25%	8.72%	C	36																															
2025/01/10	1.443	No Trade	No Trade	71.63%	50	Research	85	86	Research Defon Sell	10.16%	7.66%	C	34																															
2025/01/13	1.452	No Trade	No Trade	77.82%	50	Research	85	87	Research Defon Sell	11.03%	7.83%	C	30																															
2025/01/14	1.451	No Trade	No Trade	77.92%	50	Research	85	87	Research Defon Sell	11.05%	9.60%	C	26																															
2025/01/15	1.471	No Trade	No Trade	88.97%	50	Research	85	89	Research Defon Sell	12.62%	10.03%	C	26																															
2025/01/16	1.466	No Trade	No Trade	87.01%	50	Research	85	88	Research Defon Sell	12.34%	9.94%	C	25																															
2025/01/17	1.461	No Trade	No Trade	84.38%	50	Research	85	88	Research Defon Sell	11.97%	9.89%	C	24																															
2025/01/20	1.475	No Trade	No Trade	93.43%	50	Research	85	89	Research Defon Sell	13.25%	9.72%	C	25																															
2025/01/21	1.479	No Trade	No Trade	96.18%	50	Research	85	89	Research Defon Sell	13.64%	9.35%	C	25																															
2025/01/22	1.480	No Trade	No Trade	97.15%	50	Research	85	89	Research Defon Sell	13.78%	9.39%	C	28																															
2025/01/23	1.490	No Trade	No Trade	100.00%	50	Research	85	89	Research Defon Sell	14.60%	9.64%	C	29																															
2025/01/24	1.483	No Trade	No Trade	97.22%	50	Research	85	89	Research Defon Sell	14.20%	7.08%	C	31																															
2025/01/27	1.469	No Trade	No Trade	91.06%	50	Research	85	88	Research Defon Sell	13.30%	6.42%	C	31																															
2025/01/28	1.453	Sell_Panda_ST	Sell_Panda_ST	83.06%	50	Research	85	87	Research Defon Sell	12.13%	6.82%	C	27																															
2025/01/29	1.444	Sell_Panda_ST	Sell_Panda_ST	78.96%	50	Research	85	87	Research Defon Sell	11.53%	3.49%	C	22																															
2025/01/30	1.439	Sell_Panda_ST	Sell_Panda_ST	76.32%	50	Research	85	86	Research Defon Sell	11.15%	1.95%	C	19																															
2025/01/31	1.458	Sell_Panda_ST	Sell_Panda_ST	87.13%	50	Research	85	87	Research Defon Sell	12.72%	4.33%	C	14																															
2025/02/03	1.468	No Trade	No Trade	93.97%	50	Research	85	88	Research Defon Sell	13.72%	5.11%	C	11																															
2025/02/04	1.500	No Trade	No Trade	100.00%	50	Research	85	90	Research Defon Sell	16.27%	9.22%	C	10																															
2025/02/05	1.472	No Trade	No Trade	86.96%	50	Research	85	88	Research Defon Sell	14.15%	7.99%	C	9																															
2025/02/06	1.463	No Trade	No Trade	82.92%	30	Research	85	88	Research Defon Sell	13.49%	6.96%	C	9																															
2025/02/07	1.490	No Trade	No Trade	96.22%	50	Research	85	89	Research Defon Sell	15.65%	9.14%	C	9																															
2025/02/10	1.492	No Trade	No Trade	98.42%	50	Research	85	89	Research Defon Sell	16.01%	9.31%	C	7																															
2025/02/11	1.485	No Trade	No Trade	95.90%	50	Research	85	89	Research Defon Sell	15.60%	8.72%	C	7																															
2025/02/12	1.496	No Trade	No Trade	100.00%	50	Research	85	90	Research Defon Sell	16.52%	9.55%	C	7																															
2025/02/13	1.469	No Trade	No Trade	87.46%	50	Research	85	88	Research Defon Sell	14.45%	6.59%	C	7																															
2025/02/14	1.488	No Trade	No Trade	96.72%	50	Research	85	89	Research Defon Sell	15.98%	7.71%	C	5																															
2025/02/17	1.487	No Trade	No Trade	97.75%	50	Research	85	89	Research Defon Sell	16.15%	6.80%	C	4																															
2025/02/18	1.478	No Trade	No Trade	94.05%	50	Research	85	88	Research Defon Sell	15.54%	4.29%	C	3																															



9 day	9 day	9 vs 21 day	33 day
2024/12/30	Buy_9day	Buy 9 vs 21	Buy 33_Day
2025/01/02	Buy_9day	Buy 9 vs 21	Buy 33_Day
2025/01/03	Buy_9day	Buy 9 vs 21	Buy 33_Day
2025/01/06	Buy_9day	Buy 9 vs 21	Buy 33_Day
2025/01/07	Buy_9day	Buy 9 vs 21	Buy 33_Day
2025/01/08	Buy_9day	Buy 9 vs 21	Buy 33_Day
2025/01/09	Buy_9day	Buy 9 vs 21	Buy 33_Day
2025/01/10	Buy_9day	Buy 9 vs 21	Buy 33_Day
2025/01/13	Buy_9day	Buy 9 vs 21	Buy 33_Day
2025/01/14	Buy_9day	Buy 9 vs 21	Buy 33_Day
2025/01/15	Buy_9day	Buy 9 vs 21	Buy 33_Day
2025/01/16	Buy_9day	Buy 9 vs 21	Buy 33_Day
2025/01/17	Buy_9day	Buy 9 vs 21	Buy 33_Day
2025/01/20	Buy_9day	Buy 9 vs 21	Buy 33_Day
2025/01/21	Buy_9day	Buy 9 vs 21	Buy 33_Day
2025/01/22	Buy_9day	Buy 9 vs 21	Buy 33_Day
2025/01/23	Buy_9day	Buy 9 vs 21	Buy 33_Day
2025/01/24	Buy_9day	Buy 9 vs 21	Buy 33_Day
2025/01/27	Sell_9day	Buy 9 vs 21	Buy 33_Day
2025/01/28	Sell_9day	Buy 9 vs 21	Buy 33_Day
2025/01/29	Sell_9day	Buy 9 vs 21	Buy 33_Day
2025/01/30	Sell_9day	Buy 9 vs 21	Buy 33_Day
2025/01/31	Sell_9day	Buy 9 vs 21	Buy 33_Day
2025/02/03	Buy_9day	Buy 9 vs 21	Buy 33_Day
2025/02/04	Buy_9day	Buy 9 vs 21	Buy 33_Day
2025/02/05	Buy_9day	Buy 9 vs 21	Buy 33_Day
2025/02/06	Sell_9day	Sell 9 vs 21	Buy 33_Day
2025/02/07	Buy_9day	Sell 9 vs 21	Buy 33_Day
2025/02/10	Buy_9day	Buy 9 vs 21	Buy 33_Day
2025/02/11	Buy_9day	Buy 9 vs 21	Buy 33_Day
2025/02/12	Buy_9day	Buy 9 vs 21	Buy 33_Day
2025/02/13	Sell_9day	Buy 9 vs 21	Buy 33_Day
2025/02/14	Buy_9day	Buy 9 vs 21	Buy 33_Day
2025/02/17	Buy_9day	Buy 9 vs 21	Buy 33_Day
2025/02/18	Sell_9day	Buy 9 vs 21	Buy 33_Day



Trade	
(+) : Mom Days	53
(-) : Mom Days	0
Guided : Factor	33 day
324_Buy Guidance	0.0%
324_Sell Guidance	80.7%
Mom_75 (days)	4.3%
9 vs 21 day	0.52%
Price vs 9 day	-0.32%

S  
e  
l  
l

MOWI.OSL

Mowi Asa

Consumer Staples

Food, Beverage and Tobacco

Norway

Market Cap : (B)

104 974

EXH3.ETR

iShares :Food & Beverage : - (EUR Listing)

Europe ETF : Sector

ETF\_Europe\_

Europe

Market Cap : (B)

#VALUE!

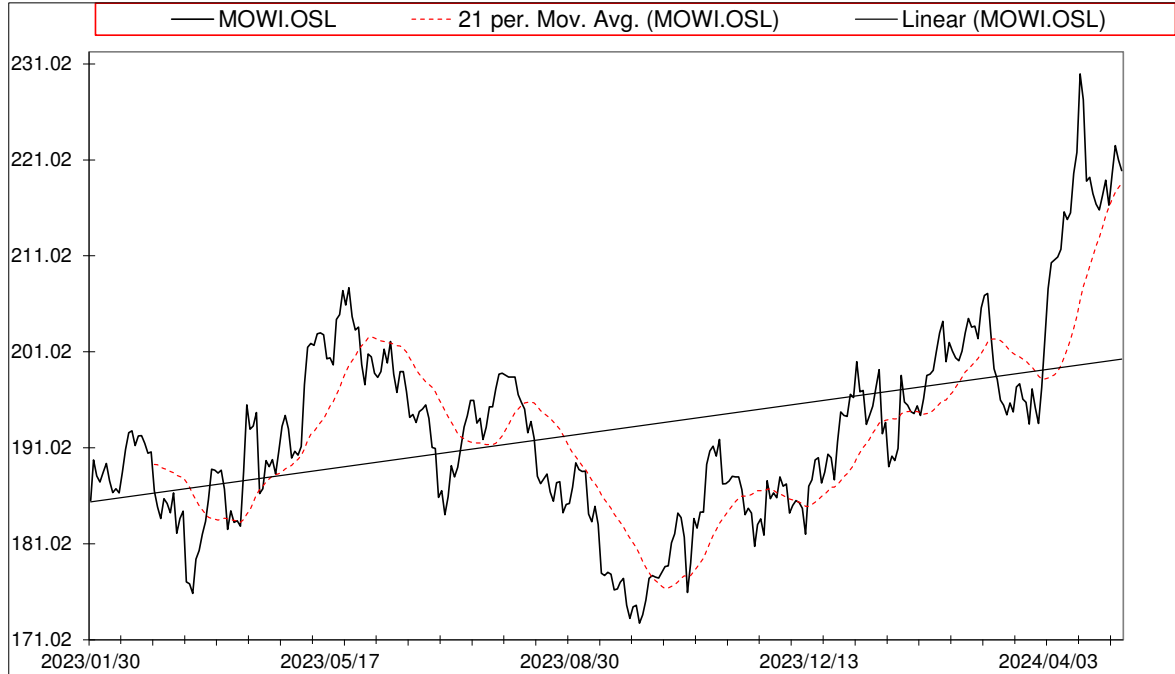
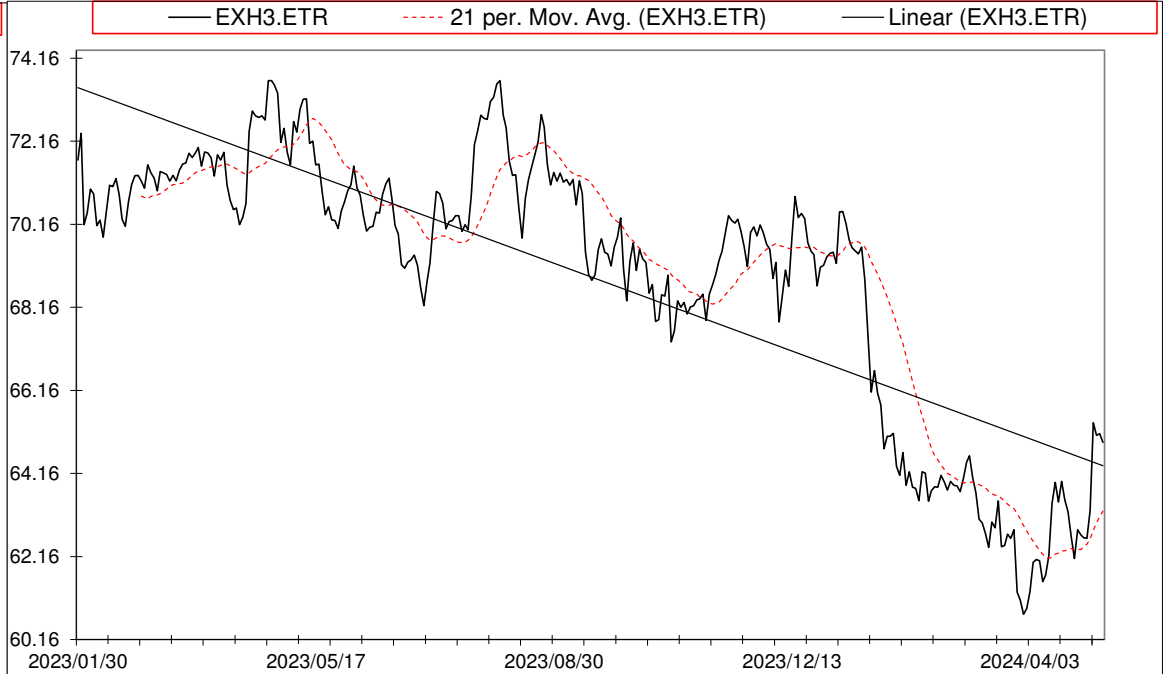
Follow the " 3day to 5day waiting period " before entering the trade : understand the Graph, Trend and Variables

Plan your enrty levels. Focus on the process not the outcome. Expect further short-term deviation from the trade signal. "Patience"

Date	Price or Relative Price	Short_Term_ Radar	Medium_ Term_Radar	Caterpillar_ %	Wise_ Owl(Rnk)	324_Factor	Factor_324	Defcon _Index	Defcon _Index_Trade	Margin of Safety	75_Day_Mom	Trade_Rating (Guidance)	Trendsum
2024/12/18	3.142	Sell_Panda_ST	Sell_Panda_ST	29.75%	0	Absolutely No	0	98	Research Defon Sell	3.38%	19.15%	C	15
2024/12/19	3.113	No Trade	No Trade	20.76%	0	Absolutely No	0	97	Research Defon Sell	2.36%	18.31%	C	10
2024/12/20	3.117	No Trade	No Trade	21.56%	0	Absolutely No	0	97	Research Defon Sell	2.45%	16.25%	C	6
2024/12/23	3.117	No Trade	No Trade	20.51%	0	Absolutely No	0	97	Research Defon Sell	2.33%	17.67%	C	3
2024/12/27	3.107	No Trade	No Trade	15.95%	0	Absolutely No	0	97	Research Defon Sell	1.81%	16.54%	C	0
2024/12/30	3.099	No Trade	No Trade	12.41%	0	Absolutely No	0	96	Research Defon Sell	1.41%	16.97%	C	-4
2025/01/02	3.108	No Trade	No Trade	13.90%	0	Absolutely No	0	97	Research Defon Sell	1.58%	15.64%	C	-9
2025/01/03	3.168	No Trade	No Trade	30.88%	0	Absolutely No	0	99	Research Defon Sell	3.51%	18.06%	C	-9
2025/01/06	3.141	No Trade	No Trade	21.89%	0	Absolutely No	0	98	Research Defon Sell	2.49%	16.69%	C	-9
2025/01/07	3.122	No Trade	No Trade	16.01%	0	Absolutely No	0	97	Research Defon Sell	1.82%	16.71%	C	-10
2025/01/08	3.091	No Trade	No Trade	6.73%	0	Absolutely No	0	96	Research Defon Sell	0.76%	15.69%	C	-12
2025/01/09	3.139	No Trade	No Trade	20.05%	0	Absolutely No	0	98	Research Defon Sell	2.28%	14.74%	C	-16
2025/01/10	3.184	No Trade	No Trade	32.72%	0	Absolutely No	0	99	Research Defon Sell	3.71%	17.60%	C	-16
2025/01/13	3.168	No Trade	No Trade	26.78%	0	Absolutely No	0	99	Research Defon Sell	3.04%	18.44%	C	-14
2025/01/14	3.247	No Trade	No Trade	48.98%	0	Absolutely No	0	100	Research Defon Sell	5.56%	22.48%	C	-11
2025/01/15	3.323	No Trade	No Trade	70.40%	50	Research	85	100	Research Defon Sell	7.99%	24.07%	A	-6
2025/01/16	3.386	No Trade	No Trade	88.05%	50	Research	85	100	Research Defon Sell	10.00%	27.78%	A	-2
2025/01/17	3.391	No Trade	No Trade	89.00%	50	Research	85	100	Research Defon Sell	10.11%	25.66%	A	1
2025/01/20	3.392	No Trade	No Trade	88.03%	50	Research	85	100	Research Defon Sell	10.00%	25.71%	A	4
2025/01/21	3.398	No Trade	No Trade	89.46%	50	Research	85	100	Research Defon Sell	10.16%	27.52%	A	8
2025/01/22	3.439	No Trade	No Trade	100.00%	50	Research	85	100	Research Defon Sell	11.43%	27.18%	A	12
2025/01/23	3.494	No Trade	No Trade	100.00%	50	Research	85	100	Research Defon Sell	13.15%	27.58%	A	15
2025/01/24	3.454	No Trade	No Trade	89.96%	50	Research	85	99	Research Defon Sell	11.83%	26.23%	B	16
2025/01/27	3.397	No Trade	No Trade	74.71%	50	Research	85	97	Research Defon Sell	9.83%	24.29%	B	16
2025/01/28	3.434	No Trade	No Trade	83.44%	50	Research	85	98	Research Defon Sell	10.98%	23.87%	B	16
2025/01/29	3.494	No Trade	No Trade	97.84%	50	Research	85	100	Research Defon Sell	12.87%	24.10%	A	18
2025/01/30	3.595	No Trade	No Trade	100.00%	50	Research	85	100	Research Defon Sell	16.09%	28.30%	A	22
2025/01/31	3.578	No Trade	No Trade	96.27%	50	Research	85	100	Research Defon Sell	15.50%	27.92%	A	23
2025/02/03	3.460	No Trade	No Trade	71.60%	50	Research	85	96	Research Defon Sell	11.52%	22.29%	B	25
2025/02/04	3.499	No Trade	No Trade	79.22%	50	Research	85	97	Research Defon Sell	12.75%	23.43%	B	26
2025/02/05	3.502	No Trade	No Trade	79.41%	50	Research	85	97	Research Defon Sell	12.78%	23.37%	B	24
2025/02/06	3.445	Sell_Panda_ST	No Trade	67.80%	50	Research	85	96	Research Defon Sell	10.91%	23.34%	B	22
2025/02/07	3.443	Sell_Panda_ST	No Trade	67.02%	50	Research	85	96	Research Defon Sell	10.79%	22.65%	B	21
2025/02/10	3.471	Sell_Panda_ST	No Trade	71.69%	50	Research	85	97	Research Defon Sell	11.54%	25.21%	B	18
2025/02/11	3.497	Sell_Panda_ST	No Trade	76.60%	75	Research	170	97	Research Defon Sell	12.33%	25.19%	AA	14
2025/02/12	3.419	No Trade	No Trade	60.72%	60	Research	170	95	Research Defon Sell	9.77%	21.66%	A	10
2025/02/13	3.357	No Trade	No Trade	48.18%	50	Research	170	0	Absolutely no Trade	7.76%	18.18%	B	6
2025/02/14	3.419	No Trade	No Trade	60.17%	60	Research	170	95	Research Defon Sell	9.68%	19.50%	A	2
2025/02/17	3.394	No Trade	No Trade	54.29%	50	Research	170	0	Absolutely no Trade	8.74%	21.33%	B	-1
2025/02/18	3.388	No Trade	No Trade	52.82%	50	Research	170	0	Absolutely no Trade	8.50%	18.00%	B	-3



Date	9 day	9 vs 21 day	33 day
2024/12/30	Sell_9day	Sell 9 vs 21	Sell 33_Day
2025/01/02	Sell_9day	Sell 9 vs 21	Sell 33_Day
2025/01/03	Buy_9day	Sell 9 vs 21	Buy 33_Day
2025/01/06	Buy_9day	Sell 9 vs 21	Sell 33_Day
2025/01/07	Buy_9day	Sell 9 vs 21	Sell 33_Day
2025/01/08	Sell_9day	Sell 9 vs 21	Sell 33_Day
2025/01/09	Buy_9day	Sell 9 vs 21	Sell 33_Day
2025/01/10	Buy_9day	Sell 9 vs 21	Buy 33_Day
2025/01/13	Buy_9day	Sell 9 vs 21	Buy 33_Day
2025/01/14	Buy_9day	Buy 9 vs 21	Buy 33_Day
2025/01/15	Buy_9day	Buy 9 vs 21	Buy 33_Day
2025/01/16	Buy_9day	Buy 9 vs 21	Buy 33_Day
2025/01/17	Buy_9day	Buy 9 vs 21	Buy 33_Day
2025/01/20	Buy_9day	Buy 9 vs 21	Buy 33_Day
2025/01/21	Buy_9day	Buy 9 vs 21	Buy 33_Day
2025/01/22	Buy_9day	Buy 9 vs 21	Buy 33_Day
2025/01/23	Buy_9day	Buy 9 vs 21	Buy 33_Day
2025/01/24	Buy_9day	Buy 9 vs 21	Buy 33_Day
2025/01/27	Sell_9day	Buy 9 vs 21	Buy 33_Day
2025/01/28	Buy_9day	Buy 9 vs 21	Buy 33_Day
2025/01/29	Buy_9day	Buy 9 vs 21	Buy 33_Day
2025/01/30	Buy_9day	Buy 9 vs 21	Buy 33_Day
2025/01/31	Buy_9day	Buy 9 vs 21	Buy 33_Day
2025/02/03	Sell_9day	Buy 9 vs 21	Buy 33_Day
2025/02/04	Buy_9day	Buy 9 vs 21	Buy 33_Day
2025/02/05	Buy_9day	Buy 9 vs 21	Buy 33_Day
2025/02/06	Sell_9day	Buy 9 vs 21	Buy 33_Day
2025/02/07	Sell_9day	Buy 9 vs 21	Buy 33_Day
2025/02/10	Sell_9day	Buy 9 vs 21	Buy 33_Day
2025/02/11	Sell_9day	Buy 9 vs 21	Buy 33_Day
2025/02/12	Sell_9day	Buy 9 vs 21	Buy 33_Day
2025/02/13	Sell_9day	Buy 9 vs 21	Buy 33_Day
2025/02/14	Sell_9day	Sell 9 vs 21	Buy 33_Day
2025/02/17	Sell_9day	Sell 9 vs 21	Buy 33_Day
2025/02/18	Sell_9day	Sell 9 vs 21	Buy 33_Day

Strategy Universe	Rel vs Europe Consumer Staples	Ascendant guidance	Trade	Strategy_Open Date	2024/12/30	Caterpillar Guidance	Trade
						<b>(+) : Mom Days</b> 97	
						<b>(-) : Mom Days</b> 0	
						<b>Guided : Factor</b>	66 day
						<b>324_Buy Guidance</b>	0.0%
						<b>324_Sell Guidance</b>	94.2%
						<b>Mom_75 (days)</b>	18.0%
						<b>9 vs 21 day</b>	-0.88%
						<b>Price vs 9 day</b>	-1.11%



S  
e  
l  
l

AMS.MAD

Amadeus It Group S.A.

Information Technology

Software & Computer Services

Spain

Market Cap : (B)

29 224

Follow the " 3day to 5day waiting period " before entering the trade : understand the Graph, Trend and Variables

BAYN.ETR

Bayer Aktiengesellschaft

Health Care

Pharmaceuticals & Biotechnology

Germany

Market Cap : (B)

19 454

Plan your enrty levels. Focus on the process not the outcome. Expect further short-term deviation from the trade signal. "Patience"

-2.235												99.468		-44.498	
Date	Price or Relative Price	Short_Term_ Radar	Medium_ Term_Radar	Caterpillar_ %	Wise_ Owl(Rnk)	324_Factor	Factor_324	Defcon _Index	Defcon _Index_Trade	Margin of Safety	75_Day_Mom	Trade_Rating (Guidance)	Trendsum		
2024/12/18	3.614	No Trade	No Trade	92.93%	50	Research	85	100	Research Defon Sell	20.30%	72.09%	A	17		
2024/12/19	3.549	No Trade	No Trade	82.42%	50	Research	85	98	Research Defon Sell	18.00%	66.62%	B	18		
2024/12/20	3.592	No Trade	No Trade	88.32%	50	Research	85	99	Research Defon Sell	19.29%	63.56%	A	19		
2024/12/23	3.583	No Trade	No Trade	85.15%	50	Research	85	99	Research Defon Sell	18.60%	58.88%	A	20		
2024/12/27	3.555	No Trade	No Trade	78.61%	50	Research	85	98	Research Defon Sell	17.17%	55.51%	B	19		
2024/12/30	3.508	No Trade	No Trade	69.81%	50	Research	85	97	Research Defon Sell	15.25%	50.85%	B	17		
2025/01/02	3.548	Sell_Panda_ST	No Trade	74.07%	50	Research	85	98	Research Defon Sell	16.18%	51.10%	B	14		
2025/01/03	3.535	No Trade	No Trade	71.56%	50	Research	85	98	Research Defon Sell	15.63%	48.43%	B	10		
2025/01/06	3.453	No Trade	No Trade	57.58%	50	Research	85	96	Research Defon Sell	12.58%	45.15%	B	6		
2025/01/07	3.465	No Trade	No Trade	58.90%	50	Research	85	96	Research Defon Sell	12.87%	49.19%	B	1		
2025/01/08	3.422	No Trade	No Trade	51.81%	0	Research	85	0	Absolutely no Trade	11.32%	50.72%	C	-3		
2025/01/09	3.469	No Trade	No Trade	58.39%	50	Research	85	96	Research Defon Sell	12.76%	54.19%	B	-6		
2025/01/10	3.422	No Trade	No Trade	50.80%	0	Research	85	0	Absolutely no Trade	11.10%	49.69%	C	-8		
2025/01/13	3.362	No Trade	No Trade	40.29%	0	Research	85	0	Absolutely no Trade	8.80%	49.91%	C	-11		
2025/01/14	3.433	No Trade	No Trade	50.19%	0	Research	85	0	Absolutely no Trade	10.96%	51.71%	C	-14		
2025/01/15	3.220	No Trade	No Trade	18.20%	0	Absolutely No	0	0	Absolutely no Trade	3.98%	42.79%	C	-18		
2025/01/16	3.228	No Trade	No Trade	18.87%	0	Absolutely No	0	0	Absolutely no Trade	4.12%	45.21%	C	-22		
2025/01/17	3.197	No Trade	No Trade	13.76%	0	Absolutely No	0	0	Absolutely no Trade	3.01%	49.10%	C	-26		
2025/01/20	3.196	No Trade	No Trade	12.09%	0	Absolutely No	0	0	Absolutely no Trade	2.64%	48.39%	C	-30		
2025/01/21	3.156	No Trade	No Trade	5.83%	0	Absolutely No	0	0	Absolutely no Trade	1.27%	49.72%	C	-32		
2025/01/22	3.246	No Trade	No Trade	18.47%	0	Absolutely No	0	0	Absolutely no Trade	4.04%	52.58%	C	-32		
2025/01/23	3.239	No Trade	No Trade	16.98%	0	Absolutely No	0	0	Absolutely no Trade	3.71%	49.45%	C	-33		
2025/01/24	3.261	No Trade	No Trade	19.73%	0	Absolutely No	0	0	Absolutely no Trade	4.31%	47.79%	C	-32		
2025/01/27	3.124	No Trade	No Trade	1.73%	0	Absolutely No	0	0	Absolutely no Trade	-0.40%	39.84%	C	-29		
2025/01/28	3.228	No Trade	No Trade	12.88%	0	Absolutely No	0	0	Absolutely no Trade	2.81%	33.74%	C	-28		
2025/01/29	3.235	No Trade	No Trade	13.36%	0	Absolutely No	0	0	Absolutely no Trade	2.92%	31.67%	C	-28		
2025/01/30	3.199	No Trade	No Trade	7.68%	0	Absolutely No	0	0	Absolutely no Trade	1.68%	28.17%	C	-29		
2025/01/31	3.302	No Trade	No Trade	22.16%	0	Absolutely No	0	0	Absolutely no Trade	4.84%	30.93%	C	-27		
2025/02/03	3.348	No Trade	No Trade	27.28%	0	Absolutely No	0	0	Absolutely no Trade	5.96%	31.56%	C	-24		
2025/02/04	3.352	No Trade	No Trade	27.36%	0	Absolutely No	0	0	Absolutely no Trade	5.98%	32.83%	C	-20		
2025/02/05	3.415	No Trade	No Trade	35.91%	0	Absolutely No	0	0	Absolutely no Trade	7.84%	35.26%	C	-16		
2025/02/06	3.350	No Trade	No Trade	26.02%	0	Absolutely No	0	0	Absolutely no Trade	5.68%	31.39%	C	-13		
2025/02/07	3.388	No Trade	No Trade	31.05%	0	Absolutely No	0	0	Absolutely no Trade	6.78%	31.90%	C	-10		
2025/02/10	3.377	No Trade	No Trade	27.93%	0	Absolutely No	0	0	Absolutely no Trade	6.10%	28.83%	C	-6		
2025/02/11	3.406	No Trade	No Trade	31.58%	0	Absolutely No	0	0	Absolutely no Trade	6.90%	29.32%	C	-3		
2025/02/12	3.423	No Trade	No Trade	33.53%	0	Absolutely No	0	0	Absolutely no Trade	7.32%	31.12%	C	2		
2025/02/13	3.333	No Trade	No Trade	20.12%	0	Absolutely No	0	0	Absolutely no Trade	4.40%	27.50%	C	3		
2025/02/14	3.383	No Trade	No Trade	26.74%	0	Absolutely No	0	0	Absolutely no Trade	5.84%	29.10%	C	4		
2025/02/17	3.347	No Trade	No Trade	20.10%	0	Absolutely No	0	0	Absolutely no Trade	4.39%	26.42%	C	3		
2025/02/18	3.298	No Trade	No Trade	12.66%	0	Absolutely No	0	0	Absolutely no Trade	2.77%	22.25%	C	0		



S  
e  
l  
l

FME.ETR

Fresenius Medical Care

Health Care

Health Care Equipment & Services

Germany

Market Cap : (B)

12 397

MRK.ETR

Merck Kgaa

Health Care

Pharmaceuticals & Biotechnology

Germany

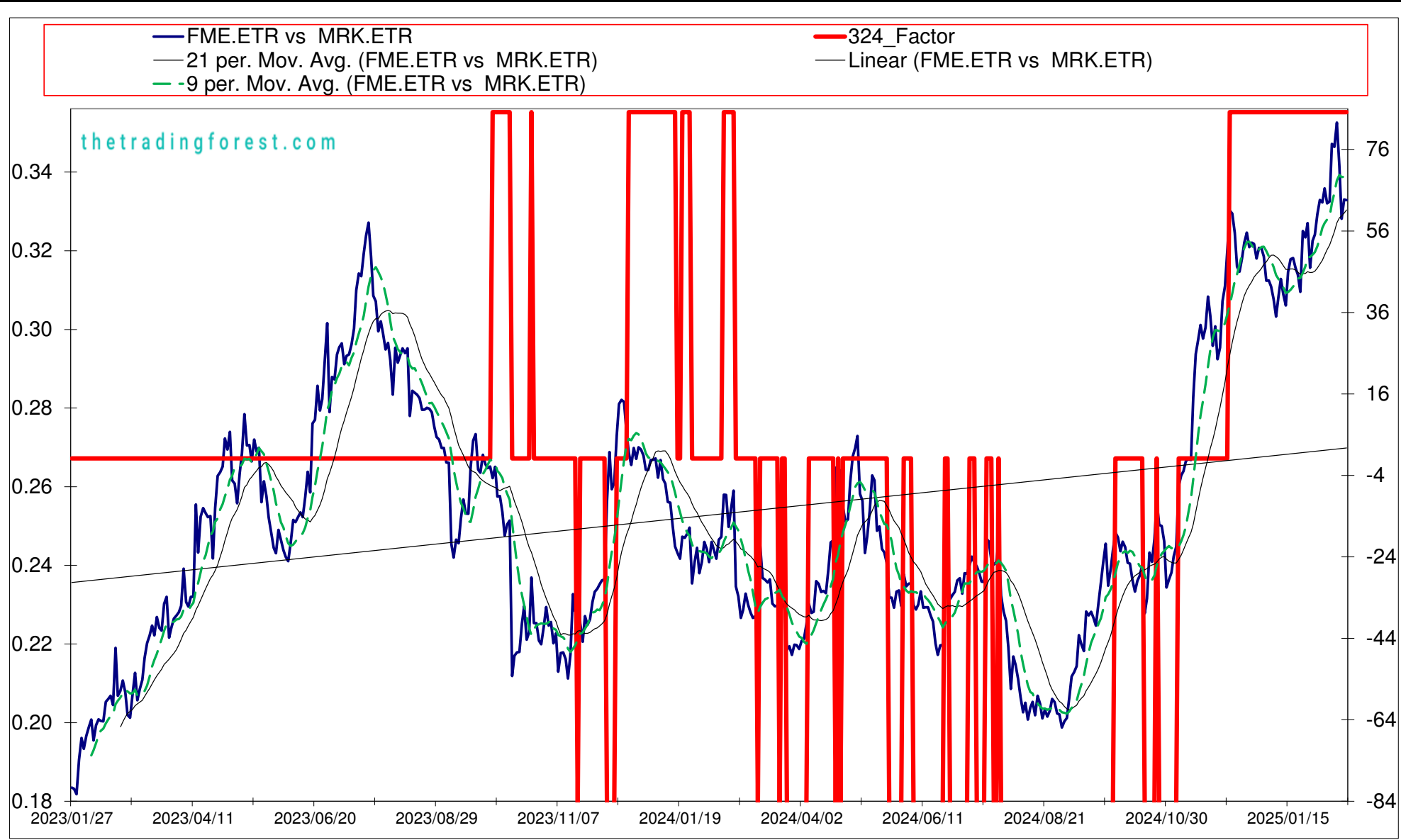
Market Cap : (B)

18 320

Follow the " 3day to 5day waiting period " before entering the trade : understand the Graph, Trend and Variables

Plan your enrty levels. Focus on the process not the outcome. Expect further short-term deviation from the trade signal. "Patience"

Date	Price or Relative Price	Short_Term_ Radar	Medium_ Term_Radar	Caterpillar_ %	Wise_ Owl(Rnk)	324_Factor	Factor_324	Defcon _Index	Defcon _Index_Trade	Margin of Safety	75_Day_Mom	Trade_Rating (Guidance)	Trendsum
2024/12/18	0.320	No Trade	No Trade	56.42%	50	Research	85	98	Research Defon Sell	16.07%	52.53%	B	7
2024/12/19	0.320	No Trade	No Trade	55.75%	50	Research	85	97	Research Defon Sell	15.88%	51.57%	B	7
2024/12/20	0.316	No Trade	No Trade	50.84%	50	Research	85	96	Research Defon Sell	14.48%	48.80%	B	6
2024/12/23	0.319	No Trade	No Trade	53.72%	50	Research	85	97	Research Defon Sell	15.30%	44.71%	B	6
2024/12/27	0.319	No Trade	No Trade	52.61%	50	Research	85	97	Research Defon Sell	14.98%	46.15%	B	3
2024/12/30	0.317	No Trade	No Trade	55.03%	50	Research	85	96	Research Defon Sell	14.08%	46.35%	B	1
2025/01/02	0.311	No Trade	No Trade	45.67%	0	Research	85	0	Absolutely no Trade	11.69%	37.14%	C	-3
2025/01/03	0.311	No Trade	No Trade	45.54%	0	Research	85	0	Absolutely no Trade	11.65%	37.78%	C	-9
2025/01/06	0.309	No Trade	No Trade	42.92%	0	Research	85	0	Absolutely no Trade	10.95%	36.57%	C	-15
2025/01/07	0.306	No Trade	No Trade	38.25%	0	Research	85	0	Absolutely no Trade	9.76%	36.18%	C	-20
2025/01/08	0.301	No Trade	No Trade	31.70%	0	Research	85	0	Absolutely no Trade	8.09%	35.27%	C	-23
2025/01/09	0.307	No Trade	No Trade	38.83%	0	Research	85	0	Absolutely no Trade	9.91%	34.26%	C	-24
2025/01/10	0.311	No Trade	No Trade	44.71%	0	Research	85	0	Absolutely no Trade	11.41%	33.03%	C	-24
2025/01/13	0.307	No Trade	No Trade	38.50%	0	Research	85	0	Absolutely no Trade	9.82%	28.57%	C	-22
2025/01/14	0.304	No Trade	No Trade	34.34%	0	Research	85	0	Absolutely no Trade	8.77%	24.85%	C	-21
2025/01/15	0.313	No Trade	No Trade	46.12%	50	Research	85	95	Research Defon Sell	11.77%	34.26%	B	-18
2025/01/16	0.316	No Trade	No Trade	50.35%	50	Research	85	96	Research Defon Sell	12.85%	33.26%	B	-17
2025/01/17	0.316	No Trade	No Trade	50.54%	50	Research	85	96	Research Defon Sell	12.90%	30.70%	B	-14
2025/01/20	0.314	No Trade	No Trade	46.38%	50	Research	85	96	Research Defon Sell	11.84%	27.30%	B	-11
2025/01/21	0.312	No Trade	No Trade	43.80%	50	Research	85	95	Research Defon Sell	11.18%	27.23%	B	-9
2025/01/22	0.308	No Trade	No Trade	37.42%	0	Research	85	0	Absolutely no Trade	9.55%	27.28%	C	-6
2025/01/23	0.323	No Trade	No Trade	58.78%	50	Research	85	98	Research Defon Sell	15.00%	32.33%	B	-3
2025/01/24	0.322	No Trade	No Trade	56.34%	50	Research	85	98	Research Defon Sell	14.38%	32.45%	B	-1
2025/01/27	0.325	No Trade	No Trade	60.69%	50	Research	85	99	Research Defon Sell	15.49%	36.17%	A	2
2025/01/28	0.314	No Trade	No Trade	44.68%	50	Research	85	96	Research Defon Sell	11.40%	31.55%	B	5
2025/01/29	0.321	No Trade	No Trade	53.99%	50	Research	85	98	Research Defon Sell	13.78%	36.81%	B	7
2025/01/30	0.322	No Trade	No Trade	55.96%	50	Research	85	98	Research Defon Sell	14.28%	39.22%	B	7
2025/01/31	0.327	No Trade	No Trade	62.91%	50	Research	85	100	Research Defon Sell	16.05%	39.78%	A	10
2025/02/03	0.331	No Trade	No Trade	67.24%	50	Research	85	100	Research Defon Sell	17.16%	40.56%	A	15
2025/02/04	0.331	No Trade	No Trade	66.20%	50	Research	85	100	Research Defon Sell	16.89%	38.73%	A	20
2025/02/05	0.334	No Trade	No Trade	70.86%	50	Research	85	100	Research Defon Sell	18.09%	47.82%	A	23
2025/02/06	0.330	No Trade	No Trade	65.36%	50	Research	85	99	Research Defon Sell	16.68%	43.73%	B	26
2025/02/07	0.331	No Trade	No Trade	65.78%	50	Research	85	99	Research Defon Sell	16.79%	36.97%	A	26
2025/02/10	0.345	No Trade	No Trade	85.40%	50	Research	85	100	Research Defon Sell	21.79%	44.48%	A	27
2025/02/11	0.345	No Trade	No Trade	84.12%	50	Research	85	100	Research Defon Sell	21.47%	40.75%	A	31
2025/02/12	0.351	No Trade	No Trade	92.38%	60	Research	85	100	Research Defon Sell	23.58%	37.89%	A	35
2025/02/13	0.340	No Trade	No Trade	76.89%	50	Research	85	97	Research Defon Sell	19.62%	36.72%	B	37
2025/02/14	0.326	No Trade	No Trade	58.12%	30	Research	85	0	Absolutely no Trade	14.83%	31.47%	C	35
2025/02/17	0.331	Sell_Panda_ST	No Trade	64.22%	30	Research	85	0	Absolutely no Trade	16.39%	35.58%	C	34
2025/02/18	0.331	Sell_Panda_ST	No Trade	63.79%	0	Research	85	0	Absolutely no Trade	16.28%	42.35%	C	30



Date	9 day	9 vs 21 day	33 day
2024/12/30	Sell_9day	Buy 9 vs 21	Buy 33_Day
2025/01/02	Sell_9day	Buy 9 vs 21	Buy 33_Day
2025/01/03	Sell_9day	Buy 9 vs 21	Buy 33_Day
2025/01/06	Sell_9day	Sell 9 vs 21	Sell 33_Day
2025/01/07	Sell_9day	Sell 9 vs 21	Sell 33_Day
2025/01/08	Sell_9day	Sell 9 vs 21	Sell 33_Day
2025/01/09	Sell_9day	Sell 9 vs 21	Sell 33_Day
2025/01/10	Buy_9day	Sell 9 vs 21	Buy 33_Day
2025/01/13	Sell_9day	Sell 9 vs 21	Sell 33_Day
2025/01/14	Sell_9day	Sell 9 vs 21	Sell 33_Day
2025/01/15	Buy_9day	Sell 9 vs 21	Buy 33_Day
2025/01/16	Buy_9day	Sell 9 vs 21	Buy 33_Day
2025/01/17	Buy_9day	Sell 9 vs 21	Buy 33_Day
2025/01/20	Buy_9day	Sell 9 vs 21	Buy 33_Day
2025/01/21	Buy_9day	Sell 9 vs 21	Sell 33_Day
2025/01/22	Sell_9day	Sell 9 vs 21	Sell 33_Day
2025/01/23	Buy_9day	Buy 9 vs 21	Buy 33_Day
2025/01/24	Buy_9day	Buy 9 vs 21	Buy 33_Day
2025/01/27	Buy_9day	Buy 9 vs 21	Buy 33_Day
2025/01/28	Sell_9day	Buy 9 vs 21	Sell 33_Day
2025/01/29	Buy_9day	Buy 9 vs 21	Buy 33_Day
2025/01/30	Buy_9day	Buy 9 vs 21	Buy 33_Day
2025/01/31	Buy_9day	Buy 9 vs 21	Buy 33_Day
2025/02/03	Buy_9day	Buy 9 vs 21	Buy 33_Day
2025/02/04	Buy_9day	Buy 9 vs 21	Buy 33_Day
2025/02/05	Buy_9day	Buy 9 vs 21	Buy 33_Day
2025/02/06	Buy_9day	Buy 9 vs 21	Buy 33_Day
2025/02/07	Buy_9day	Buy 9 vs 21	Buy 33_Day
2025/02/10	Buy_9day	Buy 9 vs 21	Buy 33_Day
2025/02/11	Buy_9day	Buy 9 vs 21	Buy 33_Day
2025/02/12	Buy_9day	Buy 9 vs 21	Buy 33_Day
2025/02/13	Buy_9day	Buy 9 vs 21	Buy 33_Day
2025/02/14	Sell_9day	Buy 9 vs 21	Buy 33_Day
2025/02/17	Sell_9day	Buy 9 vs 21	Buy 33_Day
2025/02/18	Sell_9day	Buy 9 vs 21	Buy 33_Day

Strategy Universe	Euro_Health_Care_Pairs	Ascendant guidance	Trade	Strategy_Open Date	2024/12/30	Caterpillar Guidance	Trade
						(+) : Mom Days	72
						(-) : Mom Days	0
						Guided : Factor	66 day
						324_Buy Guidance	0.0%
						324_Sell Guidance	94.4%
						Mom_75 (days)	42.4%
						9 vs 21 day	2.47%
						Price vs 9 day	-1.66%



S  
e  
|  
|

CPG.LSE

Compass Group Plc

Consumer Discretionary

Travel & Leisure

United Kingdom

Market Cap : (B)

44 896

EXH3.ETR

iShares :Food & Beverage : - (EUR Listing)

Europe ETF : Sector

ETF\_Europe\_

Europe

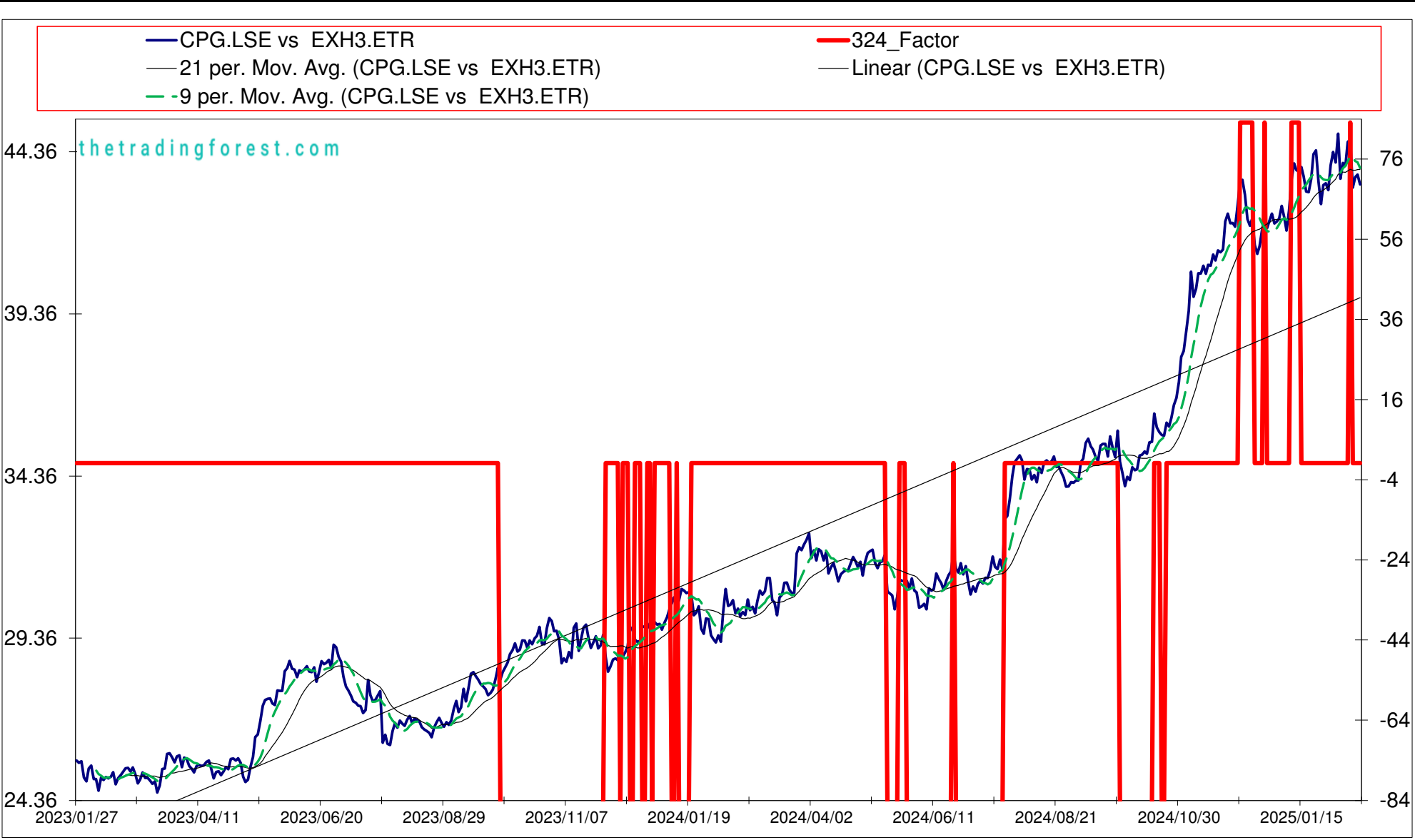
Market Cap : (B)

#VALUE!


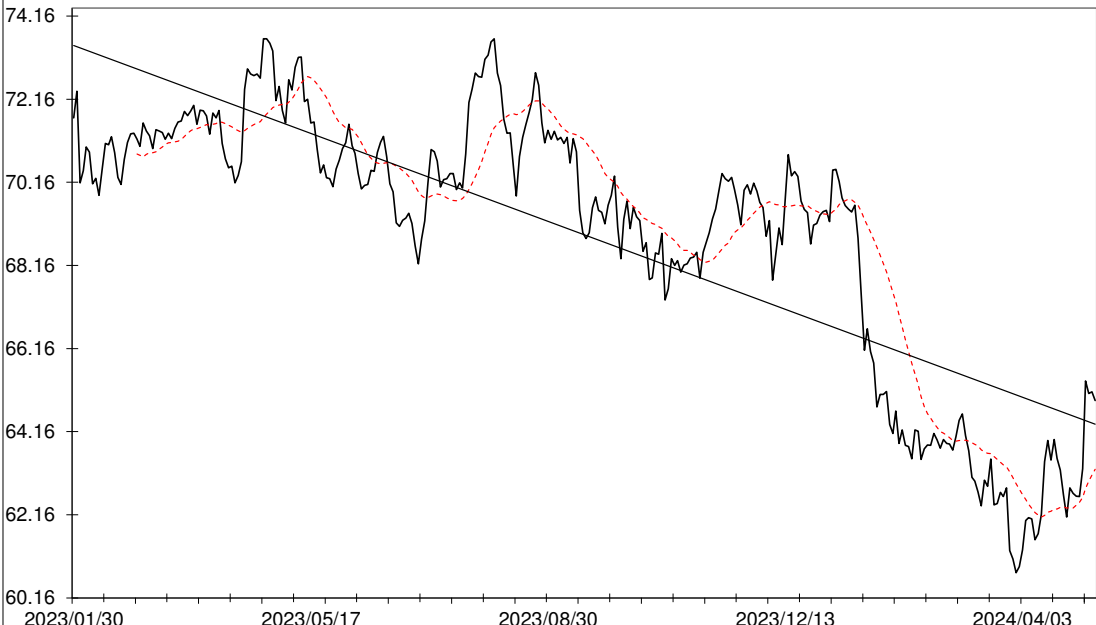
Follow the " 3day to 5day waiting period " before entering the trade : understand the Graph, Trend and Variables

Plan your enrty levels. Focus on the process not the outcome. Expect further short-term deviation from the trade signal. "Patience"

-2.251												80.804		-35.904	
Date	Price or Relative Price	Short_Term_ Radar	Medium_ Term_Radar	Caterpillar_ %	Wise_ Owl(Rnk)	324_Factor	Factor_324	Defcon _Index	Defcon _Index_Trade	Margin of Safety	75_Day_Mom	Trade_Rating (Guidance)	Trendsum		
2024/12/18	42.388	No Trade	No Trade	41.69%	50	Research	85	97	Research Defon Sell	6.09%	21.49%	B	11		
2024/12/19	42.004	No Trade	No Trade	34.51%	0	Absolutely No	0	97	Research Defon Sell	5.04%	18.73%	C	9		
2024/12/20	42.226	No Trade	No Trade	37.72%	0	Absolutely No	0	97	Research Defon Sell	5.51%	18.90%	C	10		
2024/12/23	42.450	No Trade	No Trade	39.75%	0	Absolutely No	0	98	Research Defon Sell	5.80%	20.33%	C	12		
2024/12/27	42.150	No Trade	No Trade	32.27%	0	Absolutely No	0	97	Research Defon Sell	4.71%	19.83%	C	14		
2024/12/30	42.212	No Trade	No Trade	31.56%	0	Absolutely No	0	97	Research Defon Sell	4.61%	20.75%	C	15		
2025/01/02	42.299	No Trade	No Trade	31.29%	0	Absolutely No	0	97	Research Defon Sell	4.57%	21.46%	C	15		
2025/01/03	42.692	No Trade	No Trade	37.36%	0	Absolutely No	0	98	Research Defon Sell	5.45%	20.93%	C	18		
2025/01/06	42.335	No Trade	No Trade	29.57%	0	Absolutely No	0	97	Research Defon Sell	4.32%	19.76%	C	20		
2025/01/07	41.930	No Trade	No Trade	22.15%	0	Absolutely No	0	96	Research Defon Sell	3.23%	18.62%	C	16		
2025/01/08	42.540	No Trade	No Trade	31.86%	0	Absolutely No	0	98	Research Defon Sell	4.65%	21.66%	C	13		
2025/01/09	43.496	No Trade	No Trade	47.38%	50	Research	85	100	Research Defon Sell	6.92%	22.23%	A	13		
2025/01/10	43.997	No Trade	No Trade	55.21%	50	Research	85	100	Research Defon Sell	8.06%	24.87%	A	13		
2025/01/13	43.797	No Trade	No Trade	50.06%	50	Research	85	100	Research Defon Sell	7.31%	25.35%	A	13		
2025/01/14	43.739	No Trade	No Trade	48.49%	50	Research	85	99	Research Defon Sell	7.08%	22.33%	A	15		
2025/01/15	43.884	No Trade	No Trade	50.34%	0	Absolutely No	0	100	Research Defon Sell	7.35%	26.09%	C	18		
2025/01/16	43.598	No Trade	No Trade	44.95%	0	Absolutely No	0	99	Research Defon Sell	6.56%	26.56%	C	15		
2025/01/17	43.131	No Trade	No Trade	36.55%	0	Absolutely No	0	98	Research Defon Sell	5.34%	26.69%	C	12		
2025/01/20	43.115	No Trade	No Trade	34.54%	0	Absolutely No	0	98	Research Defon Sell	5.04%	25.56%	C	10		
2025/01/21	43.522	No Trade	No Trade	40.76%	0	Absolutely No	0	99	Research Defon Sell	5.95%	27.11%	C	6		
2025/01/22	44.282	No Trade	No Trade	52.83%	0	Absolutely No	0	100	Research Defon Sell	7.71%	27.87%	C	5		
2025/01/23	44.401	No Trade	No Trade	54.22%	0	Absolutely No	0	100	Research Defon Sell	7.92%	28.54%	C	5		
2025/01/24	43.438	No Trade	No Trade	37.61%	0	Absolutely No	0	98	Research Defon Sell	5.49%	25.66%	C	5		
2025/01/27	42.749	No Trade	No Trade	24.44%	0	Absolutely No	0	96	Research Defon Sell	3.57%	22.18%	C	4		
2025/01/28	43.331	No Trade	No Trade	33.52%	0	Absolutely No	0	98	Research Defon Sell	4.89%	23.73%	C	4		
2025/01/29	43.384	No Trade	No Trade	33.82%	0	Absolutely No	0	98	Research Defon Sell	4.94%	23.54%	C	3		
2025/01/30	43.176	No Trade	No Trade	29.82%	0	Absolutely No	0	97	Research Defon Sell	4.35%	23.21%	C	2		
2025/01/31	43.939	No Trade	No Trade	41.86%	0	Absolutely No	0	99	Research Defon Sell	6.11%	24.12%	C	1		
2025/02/03	44.355	No Trade	No Trade	46.99%	0	Absolutely No	0	100	Research Defon Sell	6.86%	25.24%	C	1		
2025/02/04	44.029	No Trade	No Trade	41.04%	0	Absolutely No	0	99	Research Defon Sell	5.99%	21.33%	C	0		
2025/02/05	44.920	No Trade	No Trade	55.15%	0	Absolutely No	0	100	Research Defon Sell	8.05%	25.25%	C	0		
2025/02/06	43.528	No Trade	No Trade	31.64%	0	Absolutely No	0	97	Research Defon Sell	4.62%	21.87%	C	0		
2025/02/07	44.017	No Trade	No Trade	41.35%	0	Absolutely No	0	98	Research Defon Sell	5.71%	23.57%	C	1		
2025/02/10	43.939	No Trade	No Trade	42.23%	0	Absolutely No	0	98	Research Defon Sell	5.27%	23.40%	C	2		
2025/02/11	44.665	No Trade	No Trade	55.92%	0	Absolutely No	0	99	Research Defon Sell	6.93%	24.05%	C	4		
2025/02/12	44.729	No Trade	No Trade	60.50%	50	Research	85	100	Research Defon Sell	7.00%	24.63%	A	3		
2025/02/13	43.255	No Trade	No Trade	29.30%	0	Absolutely No	0	96	Research Defon Sell	3.39%	19.64%	C	0		
2025/02/14	43.577	No Trade	No Trade	35.25%	0	Absolutely No	0	97	Research Defon Sell	4.08%	19.24%	C	-3		
2025/02/17	43.658	No Trade	No Trade	34.79%	0	Absolutely No	0	97	Research Defon Sell	4.02%	18.76%	C	-7		
2025/02/18	43.352	No Trade	No Trade	27.80%	0	Absolutely No	0	97	Research Defon Sell	3.21%	16.36%	C	-11		



Date	9 day	9 vs 21 day	33 day
2024/12/30	Buy_9day	Sell 9 vs 21	Buy 33_Day
2025/01/02	Buy_9day	Sell 9 vs 21	Buy 33_Day
2025/01/03	Buy_9day	Sell 9 vs 21	Buy 33_Day
2025/01/06	Buy_9day	Buy 9 vs 21	Buy 33_Day
2025/01/07	Sell_9day	Sell 9 vs 21	Sell 33_Day
2025/01/08	Buy_9day	Buy 9 vs 21	Buy 33_Day
2025/01/09	Buy_9day	Buy 9 vs 21	Buy 33_Day
2025/01/10	Buy_9day	Buy 9 vs 21	Buy 33_Day
2025/01/13	Buy_9day	Buy 9 vs 21	Buy 33_Day
2025/01/14	Buy_9day	Buy 9 vs 21	Buy 33_Day
2025/01/15	Buy_9day	Buy 9 vs 21	Buy 33_Day
2025/01/16	Buy_9day	Buy 9 vs 21	Buy 33_Day
2025/01/17	Sell_9day	Buy 9 vs 21	Buy 33_Day
2025/01/20	Sell_9day	Buy 9 vs 21	Buy 33_Day
2025/01/21	Sell_9day	Buy 9 vs 21	Buy 33_Day
2025/01/22	Buy_9day	Buy 9 vs 21	Buy 33_Day
2025/01/23	Buy_9day	Buy 9 vs 21	Buy 33_Day
2025/01/24	Sell_9day	Buy 9 vs 21	Buy 33_Day
2025/01/27	Sell_9day	Buy 9 vs 21	Sell 33_Day
2025/01/28	Sell_9day	Buy 9 vs 21	Buy 33_Day
2025/01/29	Sell_9day	Buy 9 vs 21	Buy 33_Day
2025/01/30	Sell_9day	Buy 9 vs 21	Buy 33_Day
2025/01/31	Buy_9day	Buy 9 vs 21	Buy 33_Day
2025/02/03	Buy_9day	Buy 9 vs 21	Buy 33_Day
2025/02/04	Buy_9day	Buy 9 vs 21	Buy 33_Day
2025/02/05	Buy_9day	Buy 9 vs 21	Buy 33_Day
2025/02/06	Sell_9day	Buy 9 vs 21	Buy 33_Day
2025/02/07	Buy_9day	Buy 9 vs 21	Buy 33_Day
2025/02/10	Buy_9day	Buy 9 vs 21	Buy 33_Day
2025/02/11	Buy_9day	Buy 9 vs 21	Buy 33_Day
2025/02/12	Buy_9day	Buy 9 vs 21	Buy 33_Day
2025/02/13	Sell_9day	Buy 9 vs 21	Sell 33_Day
2025/02/14	Sell_9day	Buy 9 vs 21	Buy 33_Day
2025/02/17	Sell_9day	Buy 9 vs 21	Buy 33_Day
2025/02/18	Sell_9day	Buy 9 vs 21	Sell 33_Day

Strategy Universe		Rel vs Europe Consumer Staples		Ascendant guidance		Research		Strategy_Open Date		2024/12/30		Caterpillar Guidance		Trade	
<div><div>— CPG.LSE</div><div>----- 21 per. Mov. Avg. (CPG.LSE)</div><div>— Linear (CPG.LSE)</div></div> 				<div><div>— EXH3.ETR</div><div>----- 21 per. Mov. Avg. (EXH3.ETR)</div><div>— Linear (EXH3.ETR)</div></div> 								(+): Mom Days		152	
		(-): Mom Days		0											
		Guided: Factor		66 day											
		324_Buy Guidance		0.0%											
		324_Sell Guidance		96.5%											
		Mom_75 (days)		16.4%											
		9 vs 21 day		0.08%											
		Price vs 9 day		-1.15%											

S  
e  
l  
l

IHG.LSE

Intercontinental Hotels Group

Consumer Discretionary

Travel & Leisure

United Kingdom

Market Cap : (B)

15 292

CSX5.LSE

Euro Area Stock Market Index - Europe Listing

Europe ETF : Index

ETF\_Europe\_

Europe

Market Cap : (B)

4 303

Follow the " 3day to 5day waiting period " before entering the trade : understand the Graph, Trend and Variables

Plan your enrty levels. Focus on the process not the outcome. Expect further short-term deviation from the trade signal. "Patience"

Date	Price or Relative Price	Short_Term_ Radar	Medium_ Term_Radar	Caterpillar_ %	Wise_ Owl(Rnk)	324_Factor	Factor_324	Defcon _Index	Defcon _Index_Trade	Margin of Safety	75_Day_Mom	Trade_Rating (Guidance)	Trendsum
2024/12/18	54.685	No Trade	No Trade	52.31%	50	Research	85	98	Research Defon Sell	8.20%	29.63%	B	0
2024/12/19	54.556	No Trade	No Trade	50.33%	50	Research	85	97	Research Defon Sell	7.89%	26.61%	B	0
2024/12/20	55.219	No Trade	No Trade	58.36%	50	Research	85	98	Research Defon Sell	9.14%	27.22%	B	2
2024/12/23	55.335	No Trade	No Trade	58.78%	50	Research	85	99	Research Defon Sell	9.21%	26.86%	B	4
2024/12/27	54.946	No Trade	No Trade	52.51%	50	Research	85	98	Research Defon Sell	8.23%	25.42%	B	8
2024/12/30	55.257	No Trade	No Trade	55.39%	50	Research	85	99	Research Defon Sell	8.68%	26.56%	B	10
2025/01/02	55.055	No Trade	No Trade	51.84%	50	Research	85	98	Research Defon Sell	8.12%	25.36%	B	10
2025/01/03	54.481	No Trade	No Trade	44.31%	50	Research	85	97	Research Defon Sell	6.94%	23.52%	B	8
2025/01/06	53.012	No Trade	No Trade	24.92%	0	Absolutely No	0	0	Absolutely no Trade	3.91%	20.88%	C	4
2025/01/07	52.842	No Trade	No Trade	22.47%	0	Absolutely No	0	0	Absolutely no Trade	3.52%	19.18%	C	0
2025/01/08	52.831	No Trade	No Trade	22.00%	0	Absolutely No	0	0	Absolutely no Trade	3.45%	19.49%	C	-4
2025/01/09	53.153	No Trade	No Trade	25.70%	0	Absolutely No	0	0	Absolutely no Trade	4.03%	19.12%	C	-8
2025/01/10	54.321	No Trade	No Trade	39.97%	0	Absolutely No	0	97	Research Defon Sell	6.26%	22.06%	C	-11
2025/01/13	54.611	No Trade	No Trade	42.58%	0	Absolutely No	0	97	Research Defon Sell	6.67%	21.29%	C	-13
2025/01/14	54.539	No Trade	No Trade	41.34%	0	Absolutely No	0	97	Research Defon Sell	6.48%	20.49%	C	-14
2025/01/15	53.678	No Trade	No Trade	30.30%	0	Absolutely No	0	96	Research Defon Sell	4.75%	21.08%	C	-11
2025/01/16	54.073	No Trade	No Trade	34.88%	0	Absolutely No	0	96	Research Defon Sell	5.47%	21.22%	C	-9
2025/01/17	54.315	No Trade	No Trade	37.57%	0	Absolutely No	0	97	Research Defon Sell	5.89%	23.32%	C	-9
2025/01/20	54.138	No Trade	No Trade	34.37%	0	Absolutely No	0	97	Research Defon Sell	5.39%	22.22%	C	-8
2025/01/21	54.239	No Trade	No Trade	35.30%	0	Absolutely No	0	97	Research Defon Sell	5.53%	22.61%	C	-7
2025/01/22	54.799	No Trade	No Trade	41.92%	0	Absolutely No	0	98	Research Defon Sell	6.57%	21.64%	C	-3
2025/01/23	54.878	No Trade	No Trade	42.57%	0	Absolutely No	0	98	Research Defon Sell	6.67%	21.17%	C	0
2025/01/24	54.092	No Trade	No Trade	32.49%	0	Absolutely No	0	96	Research Defon Sell	5.09%	18.78%	C	2
2025/01/27	54.187	No Trade	No Trade	32.69%	0	Absolutely No	0	97	Research Defon Sell	5.12%	18.93%	C	4
2025/01/28	54.884	No Trade	No Trade	40.99%	0	Absolutely No	0	98	Research Defon Sell	6.42%	19.51%	C	7
2025/01/29	55.069	No Trade	No Trade	42.94%	0	Absolutely No	0	98	Research Defon Sell	6.73%	20.01%	C	10
2025/01/30	55.034	No Trade	No Trade	42.18%	0	Absolutely No	0	98	Research Defon Sell	6.61%	20.35%	C	12
2025/01/31	55.227	No Trade	No Trade	44.23%	0	Absolutely No	0	99	Research Defon Sell	6.93%	21.21%	C	15
2025/02/03	55.352	No Trade	No Trade	44.77%	0	Absolutely No	0	99	Research Defon Sell	7.02%	20.33%	C	18
2025/02/04	54.387	No Trade	No Trade	32.54%	0	Absolutely No	0	97	Research Defon Sell	5.10%	15.23%	C	19
2025/02/05	54.355	No Trade	No Trade	31.82%	0	Absolutely No	0	97	Research Defon Sell	4.99%	15.54%	C	17
2025/02/06	54.357	No Trade	No Trade	31.53%	0	Absolutely No	0	97	Research Defon Sell	4.94%	16.09%	C	16
2025/02/07	55.144	No Trade	No Trade	40.90%	0	Absolutely No	0	98	Research Defon Sell	6.41%	17.46%	C	14
2025/02/10	54.626	No Trade	No Trade	33.54%	0	Absolutely No	0	97	Research Defon Sell	5.26%	14.41%	C	14
2025/02/11	53.325	No Trade	No Trade	17.22%	0	Absolutely No	0	95	Research Defon Sell	2.70%	13.02%	C	11
2025/02/12	53.750	No Trade	No Trade	22.13%	0	Absolutely No	0	96	Research Defon Sell	3.47%	15.85%	C	7
2025/02/13	52.058	No Trade	No Trade	1.03%	0	Absolutely No	0	0	Absolutely no Trade	0.16%	11.75%	C	3
2025/02/14	51.569	No Trade	No Trade	6.23%	0	Absolutely No	0	0	Absolutely no Trade	-0.83%	10.46%	C	-1
2025/02/17	52.145	No Trade	No Trade	0.87%	0	Absolutely No	0	0	Absolutely no Trade	0.14%	11.03%	C	-4
2025/02/18	49.562	No Trade	No Trade	36.73%	0	Absolutely No	0	0	Absolutely no Trade	-4.87%	4.38%	C	-6



Date	9 day	9 vs 21 day	33 day
2024/12/30	Buy_9day	Sell 9 vs 21	Buy 33_Day
2025/01/02	Buy_9day	Buy 9 vs 21	Buy 33_Day
2025/01/03	Sell_9day	Buy 9 vs 21	Sell 33_Day
2025/01/06	Sell_9day	Buy 9 vs 21	Sell 33_Day
2025/01/07	Sell_9day	Buy 9 vs 21	Sell 33_Day
2025/01/08	Sell_9day	Sell 9 vs 21	Sell 33_Day
2025/01/09	Sell_9day	Sell 9 vs 21	Sell 33_Day
2025/01/10	Buy_9day	Sell 9 vs 21	Sell 33_Day
2025/01/13	Buy_9day	Sell 9 vs 21	Buy 33_Day
2025/01/14	Buy_9day	Sell 9 vs 21	Sell 33_Day
2025/01/15	Sell_9day	Sell 9 vs 21	Sell 33_Day
2025/01/16	Buy_9day	Sell 9 vs 21	Sell 33_Day
2025/01/17	Buy_9day	Sell 9 vs 21	Sell 33_Day
2025/01/20	Buy_9day	Sell 9 vs 21	Sell 33_Day
2025/01/21	Buy_9day	Sell 9 vs 21	Sell 33_Day
2025/01/22	Buy_9day	Buy 9 vs 21	Buy 33_Day
2025/01/23	Buy_9day	Buy 9 vs 21	Buy 33_Day
2025/01/24	Sell_9day	Buy 9 vs 21	Sell 33_Day
2025/01/27	Sell_9day	Buy 9 vs 21	Sell 33_Day
2025/01/28	Buy_9day	Buy 9 vs 21	Buy 33_Day
2025/01/29	Buy_9day	Buy 9 vs 21	Buy 33_Day
2025/01/30	Buy_9day	Buy 9 vs 21	Buy 33_Day
2025/01/31	Buy_9day	Buy 9 vs 21	Buy 33_Day
2025/02/03	Buy_9day	Buy 9 vs 21	Buy 33_Day
2025/02/04	Sell_9day	Buy 9 vs 21	Sell 33_Day
2025/02/05	Sell_9day	Buy 9 vs 21	Sell 33_Day
2025/02/06	Sell_9day	Buy 9 vs 21	Sell 33_Day
2025/02/07	Buy_9day	Buy 9 vs 21	Buy 33_Day
2025/02/10	Sell_9day	Buy 9 vs 21	Buy 33_Day
2025/02/11	Sell_9day	Buy 9 vs 21	Sell 33_Day
2025/02/12	Sell_9day	Buy 9 vs 21	Sell 33_Day
2025/02/13	Sell_9day	Sell 9 vs 21	Sell 33_Day
2025/02/14	Sell_9day	Sell 9 vs 21	Sell 33_Day
2025/02/17	Sell_9day	Sell 9 vs 21	Sell 33_Day
2025/02/18	Sell_9day	Sell 9 vs 21	Sell 33_Day

Strategy Universe	Rel vs Europe SX50	Ascendant guidance	Trade	Strategy_Open Date	2024/12/30	Caterpillar Guidance	Trade
						(+) : Mom Days	0
						(-) : Mom Days	0
						Guided : Factor	9 vs 21 day
						324_Buy Guidance	54.7%
						324_Sell Guidance	0.0%
						Mom_75 (days)	4.4%
						9 vs 21 day	-1.86%
						Price vs 9 day	-6.40%



S  
e  
|  
|

SGE.LSE

Sage Group Plc

Information Technology

Software & Computer Services

United Kingdom

Market Cap : (B)

12 813

CSX5.LSE

Euro Area Stock Market Index - Europe Listing

Europe ETF : Index

ETF\_Europe\_

Europe

Market Cap : (B)

4 303

Follow the " 3day to 5day waiting period " before entering the trade : understand the Graph, Trend and Variables

Plan your enrty levels. Focus on the process not the outcome. Expect further short-term deviation from the trade signal. "Patience"

-2.002														-23.618														11.797															
Date	Price or Relative Price	Short_Term_ Radar	Medium_ Term_Radar	Caterpillar_ %	Wise_ Owl(Rnk)	324_Factor	Factor_324	Defcon _Index	Defcon _Index_Trade	Margin of Safety	75_Day_Mom	Trade_Rating (Guidance)	Trendsum																														
2024/12/18	7.199	No Trade	No Trade	83.42%	75	Research	170	97	Research Defon Sell	16.46%	28.81%	AA	-5																														
2024/12/19	7.217	No Trade	No Trade	85.08%	75	Research	170	97	Research Defon Sell	16.79%	28.06%	AA	-3																														
2024/12/20	7.155	No Trade	No Trade	80.07%	75	Research	170	96	Research Defon Sell	15.80%	26.10%	AA	-1																														
2024/12/23	7.174	No Trade	No Trade	82.09%	75	Research	170	96	Research Defon Sell	16.20%	26.28%	AA	0																														
2024/12/27	7.122	No Trade	No Trade	78.34%	75	Research	170	96	Research Defon Sell	15.46%	25.41%	AA	1																														
2024/12/30	7.133	No Trade	No Trade	79.68%	75	Research	170	96	Research Defon Sell	15.72%	21.92%	AA	1																														
2025/01/02	7.021	No Trade	No Trade	70.81%	50	Research	170	0	Absolutely no Trade	13.97%	21.68%	B	-2																														
2025/01/03	7.082	No Trade	No Trade	75.97%	75	Research	170	95	Research Defon Sell	14.99%	23.87%	AA	-6																														
2025/01/06	6.981	No Trade	No Trade	68.06%	50	Research	170	0	Absolutely no Trade	13.43%	22.96%	B	-10																														
2025/01/07	6.999	No Trade	No Trade	69.75%	50	Research	170	0	Absolutely no Trade	13.76%	24.13%	B	-13																														
2025/01/08	7.060	No Trade	No Trade	74.90%	50	Research	170	0	Absolutely no Trade	14.78%	24.57%	B	-17																														
2025/01/09	6.980	No Trade	No Trade	68.42%	50	Research	170	0	Absolutely no Trade	13.50%	24.09%	B	-21																														
2025/01/10	6.933	No Trade	No Trade	64.68%	50	Research	170	0	Absolutely no Trade	12.76%	22.64%	B	-24																														
2025/01/13	6.932	No Trade	No Trade	64.99%	50	Research	170	0	Absolutely no Trade	12.82%	23.13%	B	-26																														
2025/01/14	6.926	No Trade	No Trade	64.65%	50	Research	170	0	Absolutely no Trade	12.76%	23.83%	B	-27																														
2025/01/15	6.892	No Trade	No Trade	61.92%	50	Research	170	0	Absolutely no Trade	12.22%	24.88%	B	-29																														
2025/01/16	6.906	No Trade	No Trade	63.23%	50	Research	170	0	Absolutely no Trade	12.48%	24.63%	B	-31																														
2025/01/17	6.896	No Trade	No Trade	62.57%	50	Research	170	0	Absolutely no Trade	12.35%	24.34%	B	-33																														
2025/01/20	6.896	No Trade	No Trade	62.93%	50	Research	170	0	Absolutely no Trade	12.42%	25.32%	B	-34																														
2025/01/21	6.901	No Trade	No Trade	63.52%	50	Research	170	0	Absolutely no Trade	12.53%	24.56%	B	-35																														
2025/01/22	6.904	No Trade	No Trade	63.90%	50	Research	170	0	Absolutely no Trade	12.61%	25.05%	B	-34																														
2025/01/23	6.903	No Trade	No Trade	63.94%	50	Research	170	0	Absolutely no Trade	12.62%	26.05%	B	-30																														
2025/01/24	6.871	No Trade	No Trade	61.44%	50	Research	170	0	Absolutely no Trade	12.12%	25.93%	B	-30																														
2025/01/27	6.886	No Trade	No Trade	63.10%	50	Research	170	0	Absolutely no Trade	12.45%	25.49%	B	-30																														
2025/01/28	6.883	No Trade	No Trade	62.97%	50	Research	170	0	Absolutely no Trade	12.42%	24.77%	B	-30																														
2025/01/29	6.891	No Trade	No Trade	63.77%	50	Research	170	0	Absolutely no Trade	12.58%	25.22%	B	-31																														
2025/01/30	6.779	No Trade	No Trade	54.57%	50	Research	170	0	Absolutely no Trade	10.77%	23.99%	B	-32																														
2025/01/31	6.880	No Trade	No Trade	63.13%	50	Research	170	0	Absolutely no Trade	12.46%	24.87%	B	-35																														
2025/02/03	6.906	No Trade	No Trade	65.66%	50	Research	170	0	Absolutely no Trade	12.96%	24.85%	B	-35																														
2025/02/04	6.862	No Trade	No Trade	62.12%	50	Research	170	0	Absolutely no Trade	12.26%	23.00%	B	-33																														
2025/02/05	6.808	No Trade	No Trade	57.83%	50	Research	170	0	Absolutely no Trade	11.41%	21.04%	B	-33																														
2025/02/06	6.670	No Trade	No Trade	46.50%	50	Research	170	0	Absolutely no Trade	9.18%	17.99%	B	-31																														
2025/02/07	6.683	No Trade	No Trade	47.67%	50	Research	170	0	Absolutely no Trade	9.41%	18.79%	B	-31																														
2025/02/10	6.641	No Trade	No Trade	44.60%	50	Research	170	0	Absolutely no Trade	8.80%	17.68%	B	-31																														
2025/02/11	6.578	No Trade	No Trade	39.45%	30	Research	85	0	Absolutely no Trade	7.78%	17.35%	C	-32																														
2025/02/12	6.574	No Trade	No Trade	39.26%	30	Research	85	0	Absolutely no Trade	7.75%	17.37%	C	-34																														
2025/02/13	6.443	No Trade	No Trade	28.53%	0	Absolutely No	0	0	Absolutely no Trade	5.63%	15.91%	C	-35																														
2025/02/14	6.462	No Trade	No Trade	30.20%	0	Absolutely No	0	0	Absolutely no Trade	5.96%	17.52%	C	-36																														
2025/02/17	6.458	No Trade	No Trade	30.27%	0	Absolutely No	0	0	Absolutely no Trade	5.97%	17.09%	C	-38																														
2025/02/18	6.425	No Trade	No Trade	27.68%	0	Absolutely No	0	0	Absolutely no Trade	5.46%	17.39%	C	-39																														



Date	9 day	9 vs 21 day	33 day
2024/12/30	Sell_9day	Sell 9 vs 21	Buy 33_Day
2025/01/02	Sell_9day	Sell 9 vs 21	Buy 33_Day
2025/01/03	Sell_9day	Sell 9 vs 21	Buy 33_Day
2025/01/06	Sell_9day	Sell 9 vs 21	Sell 33_Day
2025/01/07	Sell_9day	Sell 9 vs 21	Sell 33_Day
2025/01/08	Sell_9day	Sell 9 vs 21	Sell 33_Day
2025/01/09	Sell_9day	Sell 9 vs 21	Sell 33_Day
2025/01/10	Sell_9day	Sell 9 vs 21	Sell 33_Day
2025/01/13	Sell_9day	Sell 9 vs 21	Sell 33_Day
2025/01/14	Sell_9day	Sell 9 vs 21	Sell 33_Day
2025/01/15	Sell_9day	Sell 9 vs 21	Sell 33_Day
2025/01/16	Sell_9day	Sell 9 vs 21	Sell 33_Day
2025/01/17	Sell_9day	Sell 9 vs 21	Sell 33_Day
2025/01/20	Sell_9day	Sell 9 vs 21	Sell 33_Day
2025/01/21	Sell_9day	Sell 9 vs 21	Sell 33_Day
2025/01/22	Sell_9day	Sell 9 vs 21	Sell 33_Day
2025/01/23	Sell_9day	Sell 9 vs 21	Sell 33_Day
2025/01/24	Sell_9day	Sell 9 vs 21	Sell 33_Day
2025/01/27	Sell_9day	Sell 9 vs 21	Sell 33_Day
2025/01/28	Sell_9day	Sell 9 vs 21	Sell 33_Day
2025/01/29	Sell_9day	Sell 9 vs 21	Sell 33_Day
2025/01/30	Sell_9day	Sell 9 vs 21	Sell 33_Day
2025/01/31	Buy_9day	Sell 9 vs 21	Sell 33_Day
2025/02/03	Buy_9day	Sell 9 vs 21	Sell 33_Day
2025/02/04	Sell_9day	Sell 9 vs 21	Sell 33_Day
2025/02/05	Sell_9day	Sell 9 vs 21	Sell 33_Day
2025/02/06	Sell_9day	Sell 9 vs 21	Sell 33_Day
2025/02/07	Sell_9day	Sell 9 vs 21	Sell 33_Day
2025/02/10	Sell_9day	Sell 9 vs 21	Sell 33_Day
2025/02/11	Sell_9day	Sell 9 vs 21	Sell 33_Day
2025/02/12	Sell_9day	Sell 9 vs 21	Sell 33_Day
2025/02/13	Sell_9day	Sell 9 vs 21	Sell 33_Day
2025/02/14	Sell_9day	Sell 9 vs 21	Sell 33_Day
2025/02/17	Sell_9day	Sell 9 vs 21	Sell 33_Day
2025/02/18	Sell_9day	Sell 9 vs 21	Sell 33_Day

Strategy Universe	Rel vs Europe SX50	Ascendant guidance	Trade	Strategy_Open Date	2024/12/30	Caterpillar Guidance	Trade
						(+) : Mom Days	0
						(-) : Mom Days	0
						Guided : Factor	9 vs 21 day
						324_Buy Guidance	0.0%
						324_Sell Guidance	86.4%
						Mom_75 (days)	17.4%
						9 vs 21 day	-2.76%
						Price vs 9 day	-1.88%

S  
e  
l  
l

AD.AMS

Ahold Delhaize

Consumer Staples

Food and Drug Retailers

Netherlands

Market Cap : (B)

30 244

BARN.SWX

Barry Callebaut Ag

Consumer Staples

Food, Beverage and Tobacco

Switzerland

Market Cap : (B)

7 377

Follow the " 3day to 5day waiting period " before entering the trade : understand the Graph, Trend and Variables

Plan your enrty levels. Focus on the process not the outcome. Expect further short-term deviation from the trade signal. "Patience"

Date	Price or Relative Price	Short_Term_ Radar	Medium_ Term_Radar	Caterpillar_ %	Wise_ Owl(Rnk)	324_Factor	Factor_324	Defcon _Index	Defcon _Index_Trade	Margin of Safety	75_Day_Mom	Trade_Rating (Guidance)	Trendsum
2024/12/18	0.026	No Trade	No Trade	5.46%	0	Absolutely No	0	100	Research Defon Sell	1.49%	20.03%	C	25
2024/12/19	0.026	No Trade	No Trade	8.60%	0	Absolutely No	0	100	Research Defon Sell	2.34%	19.07%	C	26
2024/12/20	0.026	No Trade	No Trade	9.68%	0	Absolutely No	0	100	Research Defon Sell	2.53%	20.24%	C	28
2024/12/23	0.026	No Trade	No Trade	6.56%	0	Absolutely No	0	99	Research Defon Sell	1.65%	21.81%	C	29
2024/12/27	0.026	No Trade	No Trade	4.89%	30	Absolutely No	0	99	Research Defon Sell	1.23%	22.05%	C	31
2024/12/30	0.026	No Trade	No Trade	6.57%	30	Absolutely No	0	100	Research Defon Sell	1.66%	21.54%	C	31
2025/01/02	0.026	No Trade	No Trade	11.78%	0	Absolutely No	0	100	Research Defon Sell	2.97%	24.05%	C	30
2025/01/03	0.027	No Trade	No Trade	14.24%	0	Absolutely No	0	100	Research Defon Sell	3.59%	24.66%	C	30
2025/01/06	0.027	No Trade	No Trade	13.10%	30	Absolutely No	0	100	Research Defon Sell	3.30%	32.96%	C	31
2025/01/07	0.028	No Trade	No Trade	30.05%	30	Absolutely No	0	100	Research Defon Sell	7.57%	36.96%	C	32
2025/01/08	0.028	No Trade	No Trade	42.21%	30	Absolutely No	0	100	Research Defon Sell	10.64%	41.52%	C	35
2025/01/09	0.029	No Trade	No Trade	47.30%	30	Absolutely No	0	100	Research Defon Sell	11.92%	44.27%	C	37
2025/01/10	0.029	No Trade	No Trade	51.52%	30	Absolutely No	0	100	Research Defon Sell	12.98%	46.27%	C	39
2025/01/13	0.029	No Trade	No Trade	55.68%	30	Absolutely No	0	100	Research Defon Sell	14.03%	46.98%	C	40
2025/01/14	0.030	No Trade	No Trade	63.01%	50	Research	85	100	Research Defon Sell	15.88%	49.39%	A	43
2025/01/15	0.030	No Trade	No Trade	66.57%	50	Research	85	100	Research Defon Sell	16.78%	50.66%	A	46
2025/01/16	0.030	No Trade	No Trade	65.07%	50	Research	85	99	Research Defon Sell	15.91%	50.72%	A	46
2025/01/17	0.030	No Trade	No Trade	68.35%	50	Research	85	100	Research Defon Sell	16.71%	52.57%	A	46
2025/01/20	0.030	No Trade	No Trade	70.99%	50	Research	85	100	Research Defon Sell	17.35%	51.72%	A	46
2025/01/21	0.030	No Trade	No Trade	63.19%	50	Research	85	98	Research Defon Sell	15.45%	51.56%	B	45
2025/01/22	0.032	No Trade	No Trade	97.29%	60	Research	85	100	Research Defon Sell	23.78%	62.84%	A	45
2025/01/23	0.033	No Trade	No Trade	100.00%	60	Research	85	100	Research Defon Sell	27.16%	65.64%	A	45
2025/01/24	0.033	No Trade	No Trade	94.76%	60	Research	85	99	Research Defon Sell	25.74%	63.12%	B	46
2025/01/27	0.033	No Trade	No Trade	100.00%	60	Research	85	100	Research Defon Sell	27.57%	63.36%	A	44
2025/01/28	0.034	No Trade	No Trade	100.00%	60	Research	85	100	Research Defon Sell	28.81%	63.65%	A	44
2025/01/29	0.034	No Trade	No Trade	100.00%	60	Research	85	100	Research Defon Sell	28.92%	64.94%	A	44
2025/01/30	0.034	No Trade	No Trade	100.00%	60	Research	85	100	Research Defon Sell	29.17%	65.01%	A	44
2025/01/31	0.034	No Trade	No Trade	100.00%	60	Research	85	100	Research Defon Sell	30.16%	72.56%	A	44
2025/02/03	0.035	No Trade	No Trade	100.00%	60	Research	85	100	Research Defon Sell	34.54%	79.17%	A	45
2025/02/04	0.037	No Trade	No Trade	100.00%	60	Research	85	100	Research Defon Sell	40.08%	86.53%	A	46
2025/02/05	0.037	No Trade	No Trade	98.13%	60	Research	85	100	Research Defon Sell	39.33%	82.04%	A	47
2025/02/06	0.035	No Trade	No Trade	85.03%	60	Research	85	96	Research Defon Sell	34.08%	81.59%	B	46
2025/02/07	0.035	No Trade	No Trade	86.01%	60	Research	85	96	Research Defon Sell	34.47%	83.68%	B	44
2025/02/10	0.034	Sell_Panda_ST	No Trade	76.09%	50	Research	170	0	Absolutely no Trade	30.50%	77.83%	B	40
2025/02/11	0.035	Sell_Panda_ST	No Trade	77.01%	50	Research	170	0	Absolutely no Trade	30.87%	76.90%	B	36
2025/02/12	0.032	Sell_Panda_ST	Sell_Panda_ST	52.74%	50	Research	170	0	Absolutely no Trade	21.14%	63.18%	B	30
2025/02/13	0.033	Sell_Panda_ST	Sell_Panda_ST	62.64%	50	Research	170	0	Absolutely no Trade	25.11%	69.24%	B	24
2025/02/14	0.032	Sell_Panda_ST	Sell_Panda_ST	55.75%	50	Research	170	0	Absolutely no Trade	22.35%	64.55%	B	18
2025/02/17	0.033	Sell_Panda_ST	Sell_Panda_ST	60.82%	50	Research	170	0	Absolutely no Trade	24.38%	65.38%	B	14
2025/02/18	0.033	No Trade	No Trade	56.28%	50	Research	170	0	Absolutely no Trade	22.56%	62.94%	B	9





S  
e  
l  
l

ARGX.BRU

Argen X Se

Health Care

Pharmaceuticals & Biotechnology

Belgium

Market Cap : (B)

35 170

MRK.ETR

Merck Kgaa

Health Care

Pharmaceuticals & Biotechnology

Germany

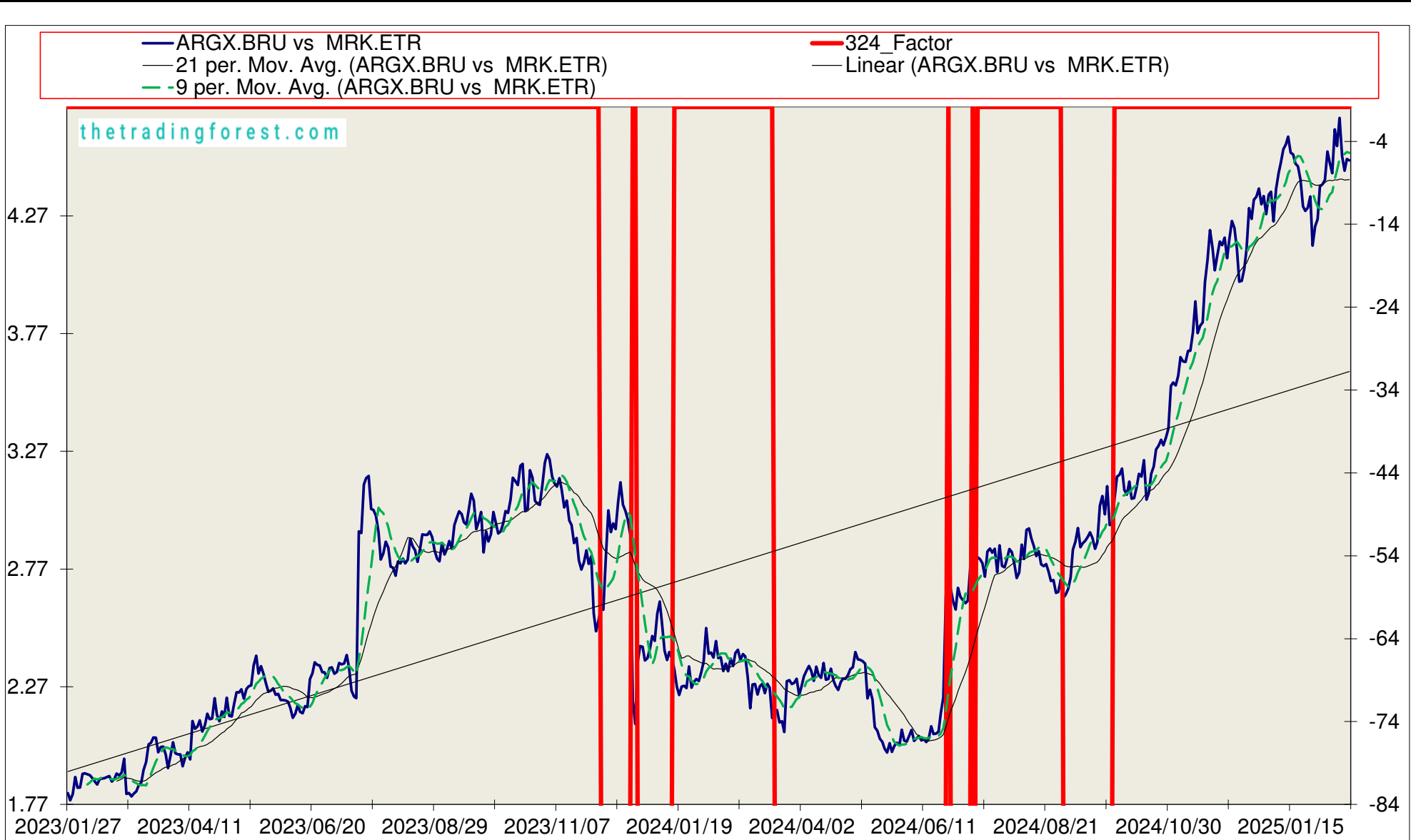
Market Cap : (B)

18 320

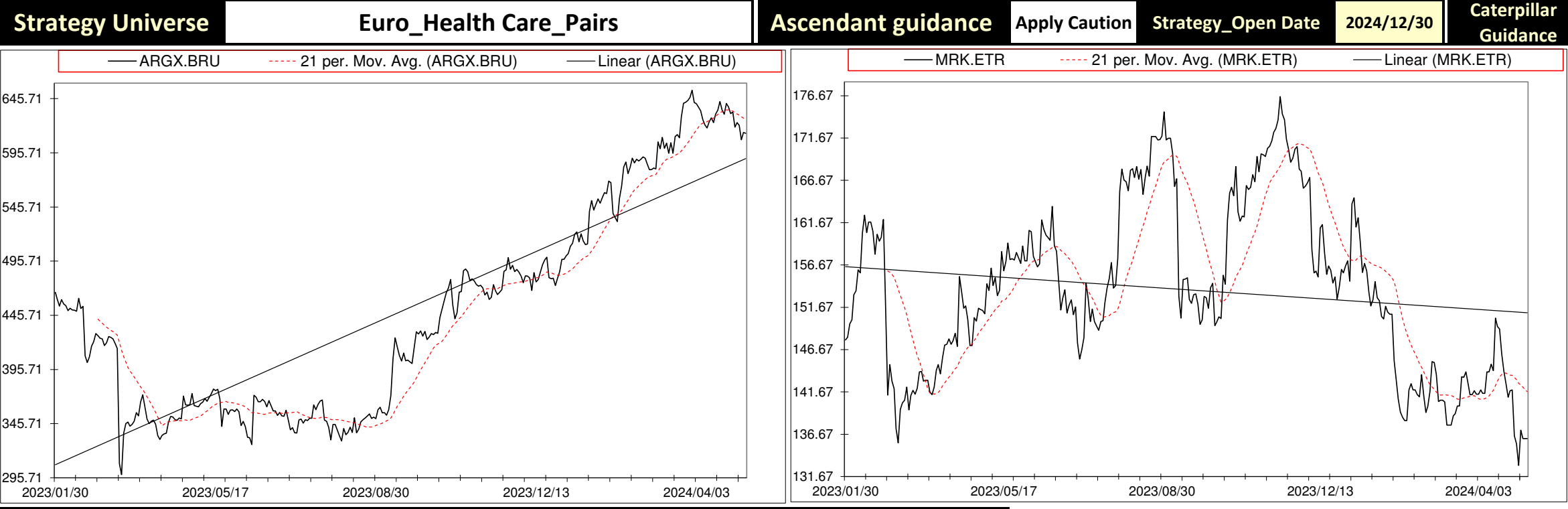
Follow the " 3day to 5day waiting period " before entering the trade : understand the Graph, Trend and Variables

Plan your enrty levels. Focus on the process not the outcome. Expect further short-term deviation from the trade signal. "Patience"

-2.232										115.973					-51.959	
Date	Price or Relative Price	Short_Term_ Radar	Medium_ Term_Radar	Caterpillar_ %	Wise_ Owl(Rnk)	324_Factor	Factor_324	Defcon _Index	Defcon _Index_Trade	Margin of Safety	75_Day_Mom	Trade_Rating (Guidance)	Trendsum			
2024/12/18	4.342	No Trade	No Trade	20.68%	0	Absolutely No	0	100	Research Defon Sell	16.92%	52.09%	C	14			
2024/12/19	4.354	No Trade	No Trade	20.92%	0	Absolutely No	0	100	Research Defon Sell	17.12%	50.74%	C	15			
2024/12/20	4.389	No Trade	No Trade	21.90%	0	Absolutely No	0	100	Research Defon Sell	17.92%	48.94%	C	17			
2024/12/23	4.322	No Trade	No Trade	19.20%	0	Absolutely No	0	98	Research Defon Sell	15.72%	50.82%	C	20			
2024/12/27	4.357	No Trade	No Trade	20.21%	0	Absolutely No	0	99	Research Defon Sell	16.10%	51.19%	C	21			
2024/12/30	4.280	No Trade	No Trade	17.94%	0	Absolutely No	0	98	Research Defon Sell	13.65%	47.96%	C	22			
2025/01/02	4.363	No Trade	No Trade	20.29%	0	Absolutely No	0	99	Research Defon Sell	15.44%	49.97%	C	18			
2025/01/03	4.376	No Trade	No Trade	20.56%	0	Absolutely No	0	100	Research Defon Sell	15.64%	49.39%	C	15			
2025/01/06	4.250	No Trade	No Trade	15.66%	0	Absolutely No	0	97	Research Defon Sell	11.92%	46.38%	C	11			
2025/01/07	4.386	No Trade	No Trade	20.22%	0	Absolutely No	0	100	Research Defon Sell	15.38%	53.43%	C	7			
2025/01/08	4.453	No Trade	No Trade	22.33%	0	Absolutely No	0	100	Research Defon Sell	16.99%	54.21%	C	6			
2025/01/09	4.499	No Trade	No Trade	23.74%	0	Absolutely No	0	100	Research Defon Sell	18.06%	47.93%	C	7			
2025/01/10	4.556	No Trade	No Trade	25.54%	0	Absolutely No	0	100	Research Defon Sell	19.43%	47.77%	C	8			
2025/01/13	4.576	No Trade	No Trade	25.68%	0	Absolutely No	0	100	Research Defon Sell	19.54%	52.25%	C	12			
2025/01/14	4.609	No Trade	No Trade	26.65%	0	Absolutely No	0	100	Research Defon Sell	20.27%	47.51%	C	15			
2025/01/15	4.542	No Trade	No Trade	24.15%	0	Absolutely No	0	99	Research Defon Sell	18.37%	53.47%	C	18			
2025/01/16	4.533	No Trade	No Trade	23.68%	0	Absolutely No	0	98	Research Defon Sell	18.02%	52.89%	C	17			
2025/01/17	4.495	No Trade	No Trade	22.18%	0	Absolutely No	0	98	Research Defon Sell	16.88%	46.38%	C	16			
2025/01/20	4.483	Sell_Panda_ST	No Trade	21.27%	0	Absolutely No	0	97	Research Defon Sell	16.18%	41.63%	C	14			
2025/01/21	4.427	No Trade	No Trade	19.17%	0	Absolutely No	0	96	Research Defon Sell	14.59%	39.53%	C	10			
2025/01/22	4.314	No Trade	No Trade	15.16%	0	Absolutely No	0	0	Absolutely no Trade	11.53%	34.82%	C	6			
2025/01/23	4.294	No Trade	No Trade	14.33%	0	Absolutely No	0	0	Absolutely no Trade	10.90%	38.12%	C	3			
2025/01/24	4.308	No Trade	No Trade	14.62%	0	Absolutely No	0	0	Absolutely no Trade	11.12%	39.44%	C	0			
2025/01/27	4.355	No Trade	No Trade	15.72%	0	Absolutely No	0	0	Absolutely no Trade	11.96%	38.53%	C	-3			
2025/01/28	4.146	No Trade	No Trade	8.51%	0	Absolutely No	0	0	Absolutely no Trade	6.47%	35.00%	C	-6			
2025/01/29	4.228	No Trade	No Trade	11.64%	0	Absolutely No	0	0	Absolutely no Trade	8.44%	37.53%	C	-9			
2025/01/30	4.259	No Trade	No Trade	12.58%	0	Absolutely No	0	0	Absolutely no Trade	9.12%	36.49%	C	-12			
2025/01/31	4.398	No Trade	No Trade	17.32%	0	Absolutely No	0	95	Research Defon Sell	12.56%	38.45%	C	-13			
2025/02/03	4.407	No Trade	No Trade	17.10%	0	Absolutely No	0	96	Research Defon Sell	12.39%	39.22%	C	-13			
2025/02/04	4.426	No Trade	No Trade	17.61%	0	Absolutely No	0	96	Research Defon Sell	12.77%	36.83%	C	-11			
2025/02/05	4.546	No Trade	No Trade	21.64%	0	Absolutely No	0	99	Research Defon Sell	15.69%	48.18%	C	-9			
2025/02/06	4.499	No Trade	No Trade	19.83%	0	Absolutely No	0	98	Research Defon Sell	14.37%	45.38%	C	-6			
2025/02/07	4.454	No Trade	No Trade	18.06%	0	Absolutely No	0	97	Research Defon Sell	13.09%	40.13%	C	-4			
2025/02/10	4.640	No Trade	No Trade	24.04%	0	Absolutely No	0	100	Research Defon Sell	17.43%	44.62%	C	0			
2025/02/11	4.570	No Trade	No Trade	21.40%	0	Absolutely No	0	98	Research Defon Sell	15.51%	39.29%	C	5			
2025/02/12	4.689	No Trade	No Trade	25.94%	0	Absolutely No	0	100	Research Defon Sell	18.39%	42.23%	C	10			
2025/02/13	4.528	No Trade	No Trade	21.31%	0	Absolutely No	0	97	Research Defon Sell	14.20%	36.31%	C	13			
2025/02/14	4.464	No Trade	No Trade	19.36%	0	Absolutely No	0	95	Research Defon Sell	12.47%	35.34%	C	14			
2025/02/17	4.514	Sell_Panda_ST	No Trade	20.73%	0	Absolutely No	0	96	Research Defon Sell	13.35%	35.56%	C	14			
2025/02/18	4.508	Sell_Panda_ST	No Trade	20.30%	0	Absolutely No	0	96	Research Defon Sell	13.08%	33.81%	C	12			



Date	9 day	9 vs 21 day	33 day
2024/12/30	Sell_9day	Buy 9 vs 21	Buy 33_Day
2025/01/02	Buy_9day	Buy 9 vs 21	Buy 33_Day
2025/01/03	Buy_9day	Buy 9 vs 21	Buy 33_Day
2025/01/06	Sell_9day	Buy 9 vs 21	Buy 33_Day
2025/01/07	Buy_9day	Buy 9 vs 21	Buy 33_Day
2025/01/08	Buy_9day	Buy 9 vs 21	Buy 33_Day
2025/01/09	Buy_9day	Buy 9 vs 21	Buy 33_Day
2025/01/10	Buy_9day	Buy 9 vs 21	Buy 33_Day
2025/01/13	Buy_9day	Buy 9 vs 21	Buy 33_Day
2025/01/14	Buy_9day	Buy 9 vs 21	Buy 33_Day
2025/01/15	Buy_9day	Buy 9 vs 21	Buy 33_Day
2025/01/16	Buy_9day	Buy 9 vs 21	Buy 33_Day
2025/01/17	Sell_9day	Buy 9 vs 21	Buy 33_Day
2025/01/20	Sell_9day	Buy 9 vs 21	Buy 33_Day
2025/01/21	Sell_9day	Buy 9 vs 21	Buy 33_Day
2025/01/22	Sell_9day	Buy 9 vs 21	Sell 33_Day
2025/01/23	Sell_9day	Buy 9 vs 21	Sell 33_Day
2025/01/24	Sell_9day	Buy 9 vs 21	Sell 33_Day
2025/01/27	Sell_9day	Sell 9 vs 21	Buy 33_Day
2025/01/28	Sell_9day	Sell 9 vs 21	Sell 33_Day
2025/01/29	Sell_9day	Sell 9 vs 21	Sell 33_Day
2025/01/30	Sell_9day	Sell 9 vs 21	Sell 33_Day
2025/01/31	Buy_9day	Sell 9 vs 21	Buy 33_Day
2025/02/03	Buy_9day	Sell 9 vs 21	Buy 33_Day
2025/02/04	Buy_9day	Sell 9 vs 21	Buy 33_Day
2025/02/05	Buy_9day	Sell 9 vs 21	Buy 33_Day
2025/02/06	Buy_9day	Sell 9 vs 21	Buy 33_Day
2025/02/07	Buy_9day	Sell 9 vs 21	Buy 33_Day
2025/02/10	Buy_9day	Buy 9 vs 21	Buy 33_Day
2025/02/11	Buy_9day	Buy 9 vs 21	Buy 33_Day
2025/02/12	Buy_9day	Buy 9 vs 21	Buy 33_Day
2025/02/13	Sell_9day	Buy 9 vs 21	Buy 33_Day
2025/02/14	Sell_9day	Buy 9 vs 21	Buy 33_Day
2025/02/17	Sell_9day	Buy 9 vs 21	Buy 33_Day
2025/02/18	Sell_9day	Buy 9 vs 21	Buy 33_Day



(+) : Mom Days	166
(-) : Mom Days	0
Guided : Factor	66 day
324_Buy Guidance	0.0%
324_Sell Guidance	96.2%
Mom_75 (days)	33.8%
9 vs 21 day	2.56%
Price vs 9 day	-0.71%

S  
e  
|  
|

STAN.LSE

Standard Chartered Plc

Financials

Banks

United Kingdom

Market Cap : (B)

22 811

ISF.LSE

Ftse 100 Index - Europe Listing

Europe ETF : Index

ETF\_Europe\_

Europe

Market Cap : (B)

11 536

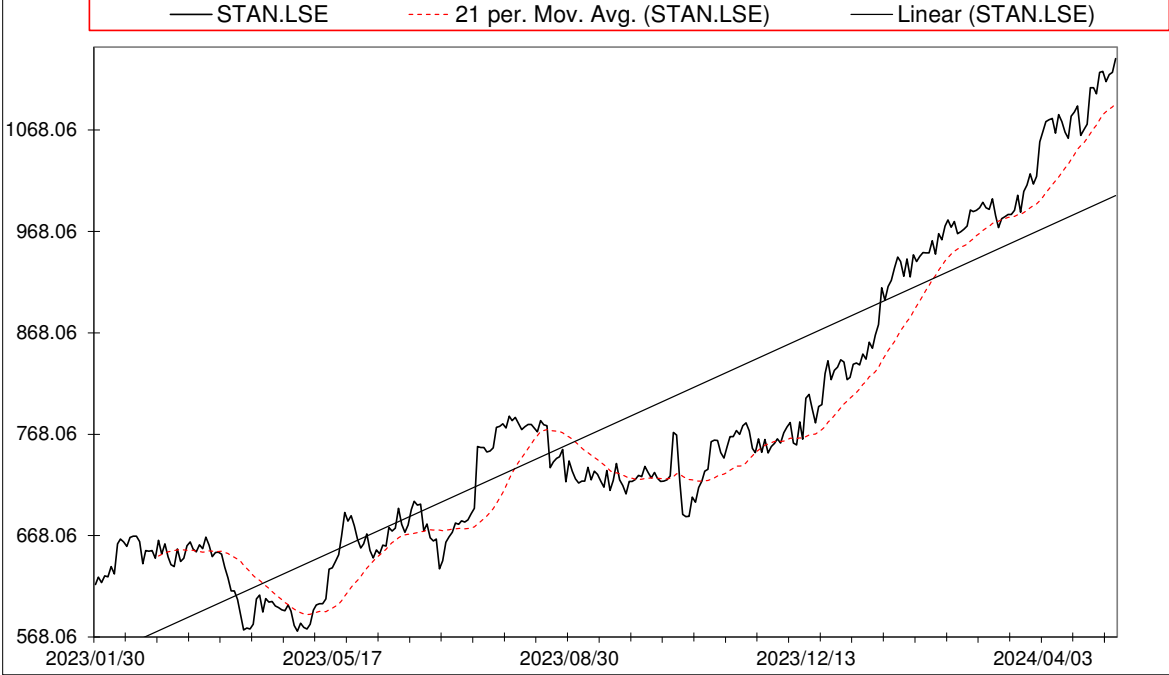
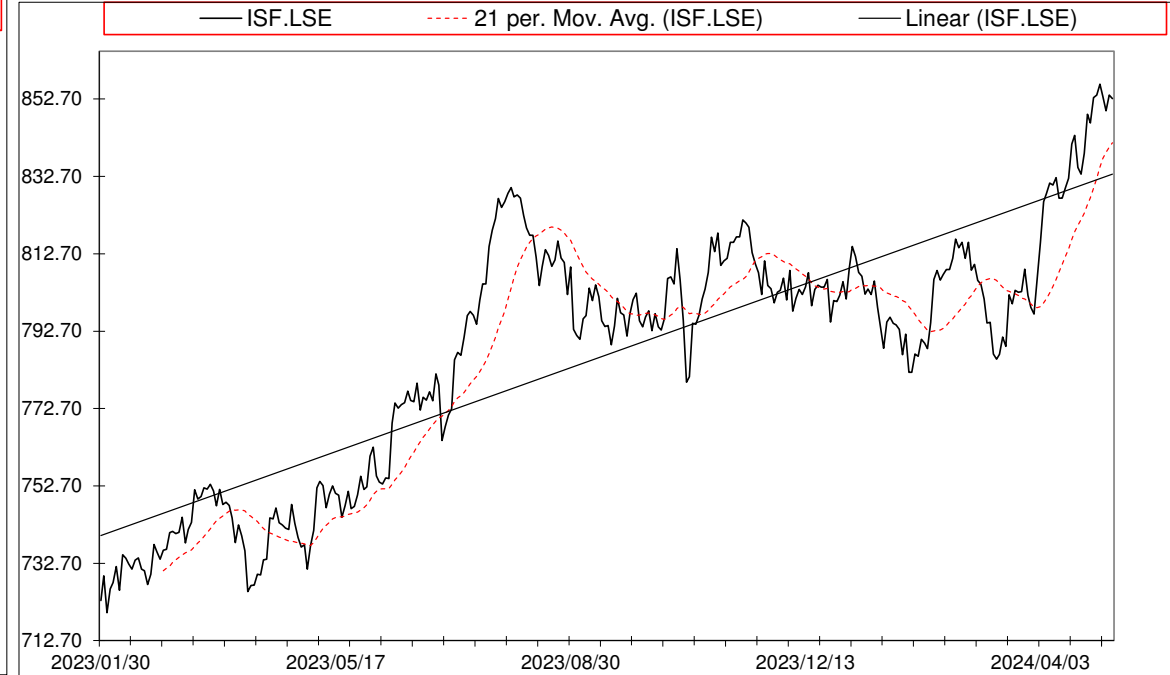
Follow the " 3day to 5day waiting period " before entering the trade : understand the Graph, Trend and Variables

Plan your enrty levels. Focus on the process not the outcome. Expect further short-term deviation from the trade signal. "Patience"

-2.248										83.149					-36.991	
Date	Price or Relative Price	Short_Term_ Radar	Medium_ Term_Radar	Caterpillar_ %	Wise_ Owl(Rnk)	324_Factor	Factor_324	Defcon _Index	Defcon _Index_Trade	Margin of Safety	75_Day_Mom	Trade_Rating (Guidance)	Trendsum			
2024/12/18	1.258	No Trade	No Trade	20.37%	0	Absolutely No	0	100	Research Defon Sell	9.14%	33.13%	C	24			
2024/12/19	1.250	No Trade	No Trade	18.54%	0	Absolutely No	0	99	Research Defon Sell	8.32%	33.68%	C	26			
2024/12/20	1.237	No Trade	No Trade	15.89%	0	Absolutely No	0	98	Research Defon Sell	7.13%	31.51%	C	24			
2024/12/23	1.247	No Trade	No Trade	17.06%	0	Absolutely No	0	99	Research Defon Sell	7.66%	33.77%	C	22			
2024/12/27	1.242	Sell_Panda_ST	No Trade	15.31%	0	Absolutely No	0	99	Research Defon Sell	6.87%	32.03%	C	19			
2024/12/30	1.248	No Trade	No Trade	15.96%	0	Absolutely No	0	99	Research Defon Sell	7.16%	31.59%	C	16			
2025/01/02	1.228	Sell_Panda_ST	No Trade	11.45%	0	Absolutely No	0	98	Research Defon Sell	5.14%	29.14%	C	14			
2025/01/03	1.237	Sell_Panda_ST	No Trade	12.87%	0	Absolutely No	0	98	Research Defon Sell	5.78%	30.80%	C	12			
2025/01/06	1.250	No Trade	No Trade	14.80%	0	Absolutely No	0	99	Research Defon Sell	6.64%	30.96%	C	10			
2025/01/07	1.229	No Trade	No Trade	10.72%	0	Absolutely No	0	98	Research Defon Sell	4.81%	27.00%	C	7			
2025/01/08	1.255	No Trade	No Trade	15.34%	0	Absolutely No	0	100	Research Defon Sell	6.89%	30.12%	C	7			
2025/01/09	1.254	No Trade	No Trade	14.95%	0	Absolutely No	0	100	Research Defon Sell	6.71%	31.74%	C	9			
2025/01/10	1.278	No Trade	No Trade	19.37%	0	Absolutely No	0	100	Research Defon Sell	8.69%	35.21%	C	11			
2025/01/13	1.270	No Trade	No Trade	17.29%	0	Absolutely No	0	99	Research Defon Sell	7.76%	30.84%	C	13			
2025/01/14	1.283	No Trade	No Trade	19.41%	0	Absolutely No	0	100	Research Defon Sell	8.71%	34.83%	C	14			
2025/01/15	1.310	No Trade	No Trade	24.37%	0	Absolutely No	0	100	Research Defon Sell	10.94%	31.11%	C	16			
2025/01/16	1.308	No Trade	No Trade	23.77%	0	Absolutely No	0	100	Research Defon Sell	10.67%	30.87%	C	20			
2025/01/17	1.303	No Trade	No Trade	24.31%	0	Absolutely No	0	99	Research Defon Sell	10.14%	31.33%	C	22			
2025/01/20	1.302	No Trade	No Trade	23.47%	0	Absolutely No	0	99	Research Defon Sell	9.79%	34.27%	C	22			
2025/01/21	1.299	No Trade	No Trade	22.78%	0	Absolutely No	0	99	Research Defon Sell	9.44%	31.41%	C	19			
2025/01/22	1.282	No Trade	No Trade	19.67%	0	Absolutely No	0	98	Research Defon Sell	7.95%	29.31%	C	18			
2025/01/23	1.302	No Trade	No Trade	23.77%	0	Absolutely No	0	99	Research Defon Sell	9.48%	26.41%	C	16			
2025/01/24	1.302	No Trade	No Trade	24.44%	0	Absolutely No	0	99	Research Defon Sell	9.38%	24.81%	C	12			
2025/01/27	1.289	No Trade	No Trade	21.16%	0	Absolutely No	0	98	Research Defon Sell	8.04%	24.70%	C	9			
2025/01/28	1.278	No Trade	No Trade	18.44%	0	Absolutely No	0	98	Research Defon Sell	7.01%	23.08%	C	5			
2025/01/29	1.300	No Trade	No Trade	23.37%	0	Absolutely No	0	99	Research Defon Sell	8.81%	24.72%	C	0			
2025/01/30	1.291	No Trade	No Trade	21.62%	0	Absolutely No	0	99	Research Defon Sell	7.97%	23.04%	C	-5			
2025/01/31	1.295	No Trade	No Trade	22.81%	0	Absolutely No	0	99	Research Defon Sell	8.19%	24.26%	C	-9			
2025/02/03	1.273	No Trade	No Trade	17.81%	0	Absolutely No	0	97	Research Defon Sell	6.10%	24.05%	C	-13			
2025/02/04	1.282	No Trade	No Trade	19.79%	0	Absolutely No	0	98	Research Defon Sell	6.78%	25.89%	C	-16			
2025/02/05	1.281	No Trade	No Trade	34.34%	0	Absolutely No	0	98	Research Defon Sell	6.55%	24.63%	C	-18			
2025/02/06	1.308	No Trade	No Trade	45.72%	0	Absolutely No	0	100	Research Defon Sell	8.72%	26.66%	C	-16			
2025/02/07	1.311	No Trade	No Trade	46.80%	0	Absolutely No	0	100	Research Defon Sell	8.92%	26.63%	C	-15			
2025/02/10	1.294	No Trade	No Trade	37.92%	0	Absolutely No	0	99	Research Defon Sell	7.23%	23.25%	C	-11			
2025/02/11	1.318	No Trade	No Trade	47.74%	0	Absolutely No	0	100	Research Defon Sell	9.10%	25.54%	C	-6			
2025/02/12	1.315	No Trade	No Trade	45.91%	0	Absolutely No	0	100	Research Defon Sell	8.75%	22.99%	C	-3			
2025/02/13	1.308	No Trade	No Trade	42.43%	0	Absolutely No	0	99	Research Defon Sell	8.09%	22.98%	C	-2			
2025/02/14	1.322	No Trade	No Trade	48.00%	0	Absolutely No	0	100	Research Defon Sell	9.15%	22.99%	C	2			
2025/02/17	1.318	No Trade	No Trade	44.92%	0	Absolutely No	0	100	Research Defon Sell	8.56%	20.13%	C	5			
2025/02/18	1.335	No Trade	No Trade	51.89%	0	Absolutely No	0	100	Research Defon Sell	9.89%	16.05%	C	9			



9 day	9 day	9 vs 21 day	33 day
2024/12/30	Buy_9day	Buy 9 vs 21	Buy 33_Day
2025/01/02	Sell_9day	Buy 9 vs 21	Buy 33_Day
2025/01/03	Sell_9day	Buy 9 vs 21	Buy 33_Day
2025/01/06	Buy_9day	Buy 9 vs 21	Buy 33_Day
2025/01/07	Sell_9day	Buy 9 vs 21	Buy 33_Day
2025/01/08	Buy_9day	Buy 9 vs 21	Buy 33_Day
2025/01/09	Buy_9day	Buy 9 vs 21	Buy 33_Day
2025/01/10	Buy_9day	Buy 9 vs 21	Buy 33_Day
2025/01/13	Buy_9day	Buy 9 vs 21	Buy 33_Day
2025/01/14	Buy_9day	Buy 9 vs 21	Buy 33_Day
2025/01/15	Buy_9day	Buy 9 vs 21	Buy 33_Day
2025/01/16	Buy_9day	Buy 9 vs 21	Buy 33_Day
2025/01/17	Buy_9day	Buy 9 vs 21	Buy 33_Day
2025/01/20	Buy_9day	Buy 9 vs 21	Buy 33_Day
2025/01/21	Buy_9day	Buy 9 vs 21	Buy 33_Day
2025/01/22	Sell_9day	Buy 9 vs 21	Buy 33_Day
2025/01/23	Buy_9day	Buy 9 vs 21	Buy 33_Day
2025/01/24	Buy_9day	Buy 9 vs 21	Buy 33_Day
2025/01/27	Sell_9day	Buy 9 vs 21	Buy 33_Day
2025/01/28	Sell_9day	Buy 9 vs 21	Buy 33_Day
2025/01/29	Buy_9day	Buy 9 vs 21	Buy 33_Day
2025/01/30	Sell_9day	Buy 9 vs 21	Buy 33_Day
2025/01/31	Buy_9day	Buy 9 vs 21	Buy 33_Day
2025/02/03	Sell_9day	Buy 9 vs 21	Buy 33_Day
2025/02/04	Sell_9day	Buy 9 vs 21	Buy 33_Day
2025/02/05	Sell_9day	Buy 9 vs 21	Buy 33_Day
2025/02/06	Buy_9day	Sell 9 vs 21	Buy 33_Day
2025/02/07	Buy_9day	Sell 9 vs 21	Buy 33_Day
2025/02/10	Buy_9day	Sell 9 vs 21	Buy 33_Day
2025/02/11	Buy_9day	Sell 9 vs 21	Buy 33_Day
2025/02/12	Buy_9day	Buy 9 vs 21	Buy 33_Day
2025/02/13	Buy_9day	Buy 9 vs 21	Buy 33_Day
2025/02/14	Buy_9day	Buy 9 vs 21	Buy 33_Day
2025/02/17	Buy_9day	Buy 9 vs 21	Buy 33_Day
2025/02/18	Buy_9day	Buy 9 vs 21	Buy 33_Day

Strategy Universe	Rel vs FTSE_100	Ascendant guidance	Research	Strategy_Open Date	2024/12/09	Caterpillar Guidance	Trade
						(+) : Mom Days	124
						(-) : Mom Days	0
						Guided : Factor	66 day
						324_Buy Guidance	0.0%
						324_Sell Guidance	100.0%
						Mom_75 (days)	16.0%
						9 vs 21 day	1.09%
						Price vs 9 day	1.58%



S  
e  
|  
|

AHT.LSE

Ashtead Group Plc

Industrials

Industrial Goods & Services

United Kingdom

Market Cap : (B)

27 633

ISF.LSE

Ftse 100 Index - Europe Listing

Europe ETF : Index

ETF\_Europe\_

Europe

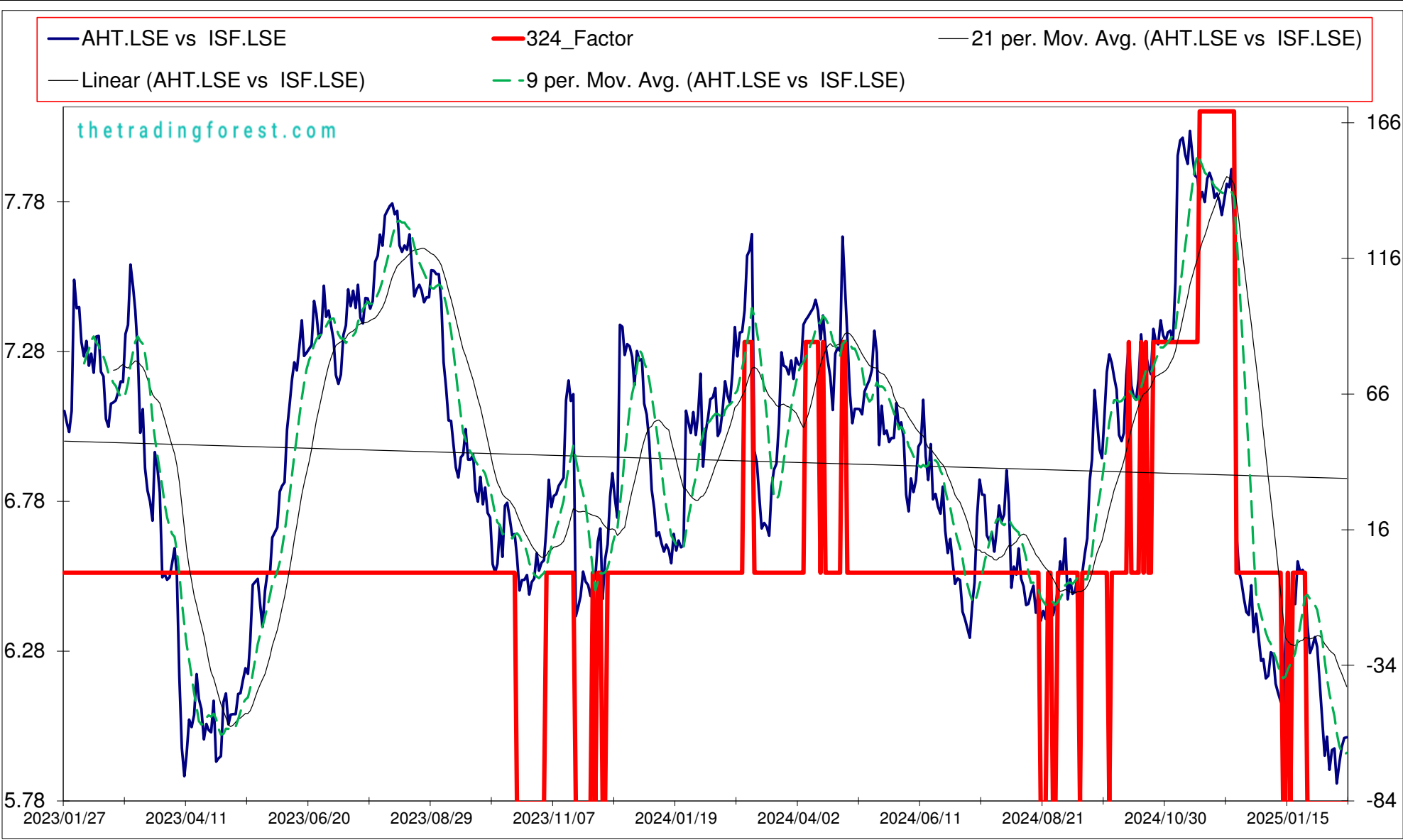
Market Cap : (B)

11 536

Follow the " 3day to 5day waiting period " before entering the trade : understand the Graph, Trend and Variables

Plan your enrty levels. Focus on the process not the outcome. Expect further short-term deviation from the trade signal. "Patience"

-1.767														-7.891		4.467	
Date	Price or Relative Price	Short_Term_ Radar	Medium_ Term_Radar	Caterpillar_ %	Wise_ Owl(Rnk)	324_Factor	Factor_324	Defcon _Index	Defcon _Index_Trade	Margin of Safety	75_Day_Mom	Trade_Rating (Guidance)	Trendsum				
2024/12/18	6.498	No Trade	No Trade	47.95%	0	Absolutely No	0	-93	Research Defcon Buy	-4.40%	-0.32%	C	-26				
2024/12/19	6.342	No Trade	No Trade	72.85%	30	Absolutely No	0	-95	Research Defcon Buy	-6.69%	-1.97%	C	-31				
2024/12/20	6.404	No Trade	No Trade	62.91%	0	Absolutely No	0	-94	Research Defcon Buy	-5.78%	-1.13%	C	-35				
2024/12/23	6.328	No Trade	No Trade	74.79%	30	Absolutely No	0	-96	Research Defcon Buy	-6.87%	-3.07%	C	-36				
2024/12/27	6.246	No Trade	No Trade	87.49%	50	Absolutely No	0	-96	Research Defcon Buy	-8.03%	-2.75%	C	-36				
2024/12/30	6.251	No Trade	No Trade	86.40%	50	Absolutely No	0	-96	Research Defcon Buy	-7.93%	-4.38%	C	-36				
2025/01/02	6.186	No Trade	No Trade	96.56%	50	Absolutely No	0	-97	Research Defcon Buy	-8.87%	-6.30%	C	-36				
2025/01/03	6.195	No Trade	No Trade	95.02%	50	Absolutely No	0	-97	Research Defcon Buy	-8.73%	-6.91%	C	-37				
2025/01/06	6.274	No Trade	No Trade	82.09%	30	Absolutely No	0	-95	Research Defcon Buy	-7.54%	-8.38%	C	-37				
2025/01/07	6.268	No Trade	No Trade	82.97%	30	Absolutely No	0	-96	Research Defcon Buy	-7.62%	-9.40%	C	-36				
2025/01/08	6.169	No Trade	No Trade	98.80%	50	Absolutely No	0	-97	Research Defcon Buy	-9.07%	-13.72%	C	-39				
2025/01/09	6.138	No Trade	No Trade	100.00%	50	Absolutely No	0	-97	Research Defcon Buy	-9.52%	-12.95%	C	-41				
2025/01/10	6.110	No Trade	No Trade	100.00%	50	Absolutely No	0	-98	Research Defcon Buy	-9.92%	-12.11%	C	-42				
2025/01/13	6.091	No Trade	No Trade	100.00%	60	Research	-85	-98	Research Defcon Buy	-10.18%	-12.01%	C	-42				
2025/01/14	6.303	No Trade	No Trade	69.22%	50	Research	-85	-94	Research Defcon Buy	-7.05%	-10.67%	C	-39				
2025/01/15	6.399	Buy_Panda_ST	Buy_Panda_ST	55.23%	0	Absolutely No	0	0	Absolutely no Trade	-5.62%	-11.25%	C	-36				
2025/01/16	6.355	Buy_Panda_ST	Buy_Panda_ST	61.45%	50	Research	-85	-93	Research Defcon Buy	-6.26%	-12.57%	C	-32				
2025/01/17	6.444	Buy_Panda_ST	Buy_Panda_ST	48.52%	0	Absolutely No	0	0	Absolutely no Trade	-4.94%	-10.98%	C	-30				
2025/01/20	6.435	Buy_Panda_ST	Buy_Panda_ST	49.58%	0	Absolutely No	0	0	Absolutely no Trade	-5.05%	-10.55%	C	-27				
2025/01/21	6.578	Buy_Panda_ST	Buy_Panda_ST	28.81%	0	Absolutely No	0	0	Absolutely no Trade	-2.93%	-8.02%	C	-22				
2025/01/22	6.543	Buy_Panda_ST	Buy_Panda_ST	33.73%	0	Absolutely No	0	0	Absolutely no Trade	-3.43%	-6.52%	C	-17				
2025/01/23	6.550	Buy_Panda_ST	Buy_Panda_ST	32.67%	0	Absolutely No	0	0	Absolutely no Trade	-3.33%	-6.15%	C	-12				
2025/01/24	6.531	No Trade	No Trade	35.27%	0	Absolutely No	0	0	Absolutely no Trade	-3.59%	-6.78%	C	-7				
2025/01/27	6.364	No Trade	No Trade	59.20%	30	Research	-85	-93	Research Defcon Buy	-6.03%	-11.59%	C	-6				
2025/01/28	6.272	No Trade	No Trade	72.50%	30	Research	-85	-95	Research Defcon Buy	-7.38%	-14.16%	C	-7				
2025/01/29	6.294	No Trade	No Trade	69.22%	30	Research	-85	-94	Research Defcon Buy	-7.05%	-12.14%	C	-9				
2025/01/30	6.325	No Trade	No Trade	64.66%	30	Research	-85	-94	Research Defcon Buy	-6.58%	-11.25%	C	-11				
2025/01/31	6.292	No Trade	No Trade	69.38%	50	Research	-85	-94	Research Defcon Buy	-7.06%	-11.58%	C	-12				
2025/02/03	6.172	No Trade	No Trade	86.46%	50	Research	-85	-96	Research Defcon Buy	-8.80%	-14.10%	C	-14				
2025/02/04	6.051	No Trade	No Trade	100.00%	50	Research	-85	-98	Research Defcon Buy	-10.60%	-17.52%	B	-17				
2025/02/05	5.928	No Trade	No Trade	100.00%	50	Research	-85	-99	Research Defcon Buy	-12.40%	-18.12%	A	-19				
2025/02/06	5.992	No Trade	No Trade	92.33%	50	Research	-85	-98	Research Defcon Buy	-11.45%	-17.56%	B	-21				
2025/02/07	5.882	No Trade	No Trade	100.00%	50	Research	-85	-100	Research Defcon Buy	-13.07%	-18.63%	A	-22				
2025/02/10	5.948	No Trade	No Trade	92.37%	50	Research	-85	-99	Research Defcon Buy	-12.07%	-17.43%	B	-24				
2025/02/11	5.953	No Trade	No Trade	91.72%	50	Research	-85	-99	Research Defcon Buy	-11.98%	-19.05%	B	-26				
2025/02/12	5.837	No Trade	No Trade	100.00%	50	Research	-85	-100	Research Defcon Buy	-13.70%	-20.21%	A	-28				
2025/02/13	5.901	No Trade	No Trade	92.97%	60	Research	-85	-99	Research Defcon Buy	-12.73%	-19.19%	B	-31				
2025/02/14	5.957	No Trade	No Trade	86.83%	60	Research	-85	-98	Research Defcon Buy	-11.89%	-19.30%	B	-32				
2025/02/17	5.988	Buy_Panda_ST	No Trade	83.35%	50	Research	-85	-97	Research Defcon Buy	-11.41%	-18.34%	B	-31				
2025/02/18	5.990	Buy_Panda_ST	No Trade	83.11%	50	Research	-85	-97	Research Defcon Buy	-11.38%	-18.10%	B	-30				



Date	9 day	9 vs 21 day	33 day
2024/12/30	Sell_9day	Sell 9 vs 21	Sell 33_Day
2025/01/02	Sell_9day	Sell 9 vs 21	Sell 33_Day
2025/01/03	Sell_9day	Sell 9 vs 21	Sell 33_Day
2025/01/06	Sell_9day	Sell 9 vs 21	Sell 33_Day
2025/01/07	Sell_9day	Sell 9 vs 21	Sell 33_Day
2025/01/08	Sell_9day	Sell 9 vs 21	Sell 33_Day
2025/01/09	Sell_9day	Sell 9 vs 21	Sell 33_Day
2025/01/10	Sell_9day	Sell 9 vs 21	Sell 33_Day
2025/01/13	Sell_9day	Sell 9 vs 21	Sell 33_Day
2025/01/14	Buy_9day	Sell 9 vs 21	Sell 33_Day
2025/01/15	Buy_9day	Sell 9 vs 21	Sell 33_Day
2025/01/16	Buy_9day	Sell 9 vs 21	Sell 33_Day
2025/01/17	Buy_9day	Sell 9 vs 21	Sell 33_Day
2025/01/20	Buy_9day	Sell 9 vs 21	Sell 33_Day
2025/01/21	Buy_9day	Buy 9 vs 21	Sell 33_Day
2025/01/22	Buy_9day	Buy 9 vs 21	Sell 33_Day
2025/01/23	Buy_9day	Buy 9 vs 21	Sell 33_Day
2025/01/24	Buy_9day	Buy 9 vs 21	Sell 33_Day
2025/01/27	Sell_9day	Buy 9 vs 21	Sell 33_Day
2025/01/28	Sell_9day	Buy 9 vs 21	Sell 33_Day
2025/01/29	Sell_9day	Buy 9 vs 21	Sell 33_Day
2025/01/30	Sell_9day	Buy 9 vs 21	Sell 33_Day
2025/01/31	Sell_9day	Buy 9 vs 21	Sell 33_Day
2025/02/03	Sell_9day	Buy 9 vs 21	Sell 33_Day
2025/02/04	Sell_9day	Sell 9 vs 21	Sell 33_Day
2025/02/05	Sell_9day	Sell 9 vs 21	Sell 33_Day
2025/02/06	Sell_9day	Sell 9 vs 21	Sell 33_Day
2025/02/07	Sell_9day	Sell 9 vs 21	Sell 33_Day
2025/02/10	Sell_9day	Sell 9 vs 21	Sell 33_Day
2025/02/11	Sell_9day	Sell 9 vs 21	Sell 33_Day
2025/02/12	Sell_9day	Sell 9 vs 21	Sell 33_Day
2025/02/13	Sell_9day	Sell 9 vs 21	Sell 33_Day
2025/02/14	Buy_9day	Sell 9 vs 21	Sell 33_Day
2025/02/17	Buy_9day	Sell 9 vs 21	Sell 33_Day
2025/02/18	Buy_9day	Sell 9 vs 21	Sell 33_Day

Strategy Universe

Rel vs FTSE\_100

Ascendant guidance

Trade

Strategy\_Open Date

2024/12/09

Caterpillar Guidance

Trade

AHT.LSE

21 per. Mov. Avg. (AHT.LSE)

Linear (AHT.LSE)

ISF.LSE

21 per. Mov. Avg. (ISF.LSE)

Linear (ISF.LSE)

(+) : Mom Days

0

(-) : Mom Days

46

Guided : Factor

33 day

324\_Buy Guidance

97.4%

324\_Sell Guidance

0.0%

Mom\_75 (days)

-18.1%

9 vs 21 day

-3.59%

Price vs 9 day

0.86%

S  
e  
|  
|

CPG.LSE  
Compass Group Plc  
Consumer Discretionary  
Travel & Leisure  
United Kingdom

Follow the " 3day to 5day waiting period " before entering the trade : understand the Graph, Trend and Variables

Market Cap : (B)44 896

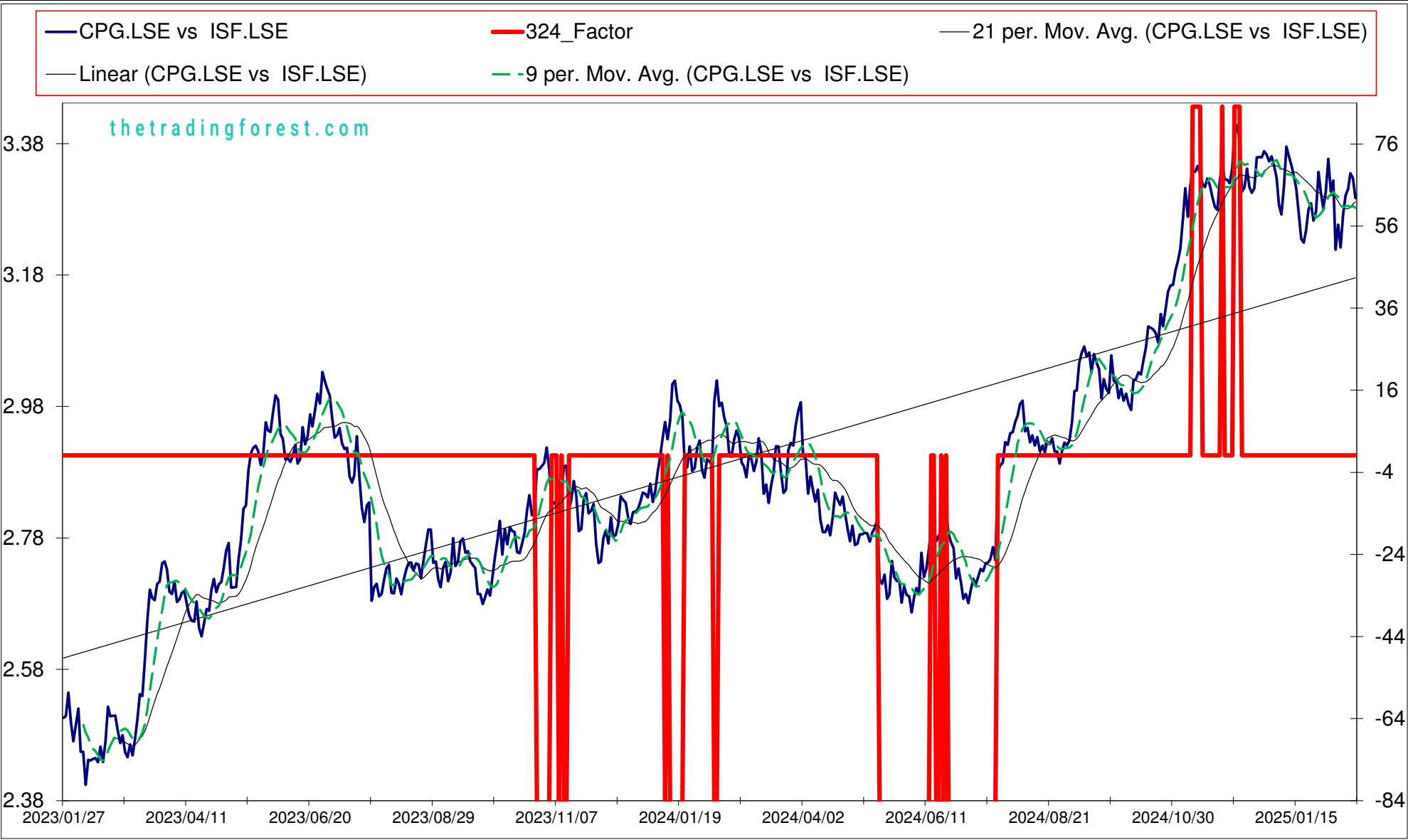
ISF.LSE  
Ftse 100 Index - Europe Listing  
Europe ETF : Index  
ETF\_Europe\_  
Europe

Plan your enrty levels. Focus on the process not the outcome. Expect further short-term deviation from the trade signal. "Patience"

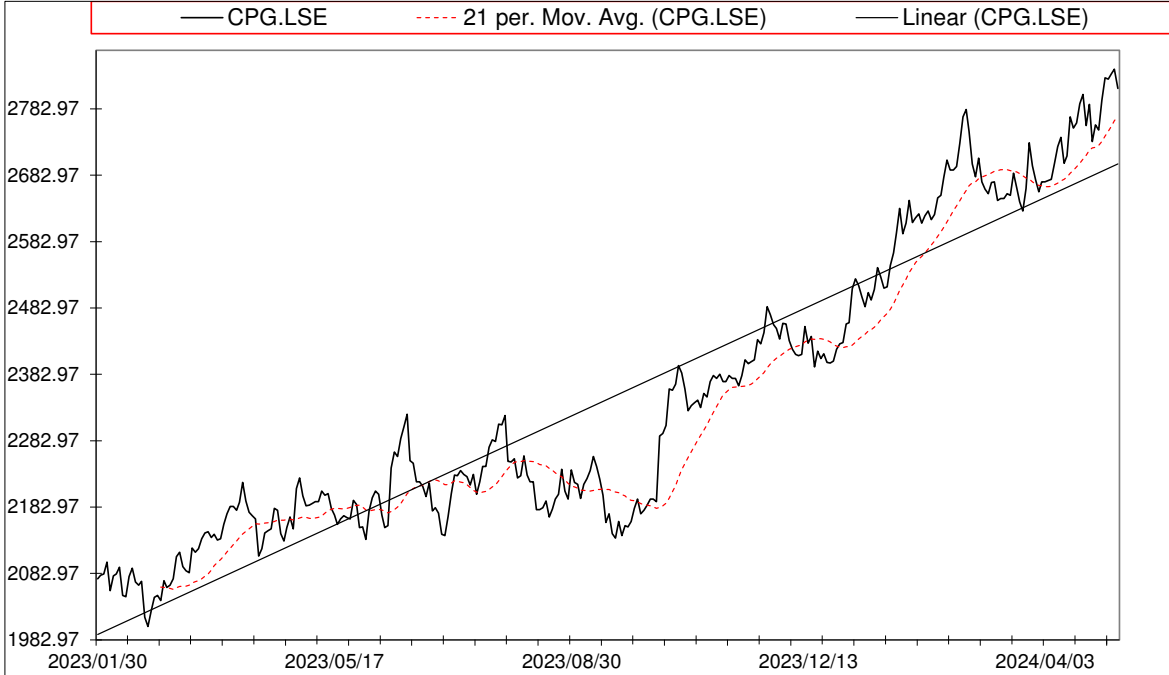
Market Cap : (B)11 536

Date	Price or Relative Price	Short_Term_ Radar	Medium_ Term_Radar	Caterpillar_ %	Wise_ Owl(Rnk)	324_Factor	Factor_324	Defcon _Index	Defcon _Index_Trade	Margin of Safety	75_Day_Mom	Trade_Rating (Guidance)	Trendsum
2024/12/18	3.362	No Trade	No Trade	68.43%	0	Absolutely No	0	99	Research Defon Sell	5.73%	11.82%	C	-11
2024/12/19	3.362	No Trade	No Trade	67.77%	0	Absolutely No	0	99	Research Defon Sell	5.67%	10.25%	C	-12
2024/12/20	3.371	No Trade	No Trade	70.83%	0	Absolutely No	0	99	Research Defon Sell	5.93%	10.01%	C	-9
2024/12/23	3.366	No Trade	No Trade	67.51%	0	Absolutely No	0	99	Research Defon Sell	5.65%	9.50%	C	-8
2024/12/27	3.356	No Trade	No Trade	61.81%	0	Absolutely No	0	98	Research Defon Sell	5.17%	9.72%	C	-6
2024/12/30	3.363	No Trade	No Trade	63.30%	0	Absolutely No	0	99	Research Defon Sell	5.30%	9.73%	C	-5
2025/01/02	3.349	No Trade	No Trade	56.46%	0	Absolutely No	0	98	Research Defon Sell	4.72%	10.36%	C	-5
2025/01/03	3.331	No Trade	No Trade	49.32%	0	Absolutely No	0	98	Research Defon Sell	4.13%	8.77%	C	-6
2025/01/06	3.290	No Trade	No Trade	32.79%	0	Absolutely No	0	96	Research Defon Sell	2.74%	7.90%	C	-8
2025/01/07	3.275	No Trade	No Trade	26.61%	0	Absolutely No	0	96	Research Defon Sell	2.23%	7.74%	C	-11
2025/01/08	3.317	No Trade	No Trade	41.80%	0	Absolutely No	0	97	Research Defon Sell	3.50%	10.75%	C	-14
2025/01/09	3.378	No Trade	No Trade	64.29%	0	Absolutely No	0	99	Research Defon Sell	5.38%	11.71%	C	-14
2025/01/10	3.363	No Trade	No Trade	58.24%	0	Absolutely No	0	99	Research Defon Sell	4.87%	11.76%	C	-12
2025/01/13	3.350	No Trade	No Trade	51.79%	0	Absolutely No	0	98	Research Defon Sell	4.33%	11.54%	C	-11
2025/01/14	3.335	No Trade	No Trade	45.75%	0	Absolutely No	0	98	Research Defon Sell	3.83%	8.96%	C	-7
2025/01/15	3.315	No Trade	No Trade	37.92%	0	Absolutely No	0	97	Research Defon Sell	3.17%	9.70%	C	-7
2025/01/16	3.277	No Trade	No Trade	23.42%	0	Absolutely No	0	96	Research Defon Sell	1.96%	8.49%	C	-8
2025/01/17	3.238	No Trade	No Trade	8.40%	0	Absolutely No	0	0	Absolutely no Trade	0.70%	8.10%	C	-11
2025/01/20	3.232	No Trade	No Trade	4.94%	0	Absolutely No	0	0	Absolutely no Trade	0.41%	7.40%	C	-14
2025/01/21	3.250	No Trade	No Trade	11.33%	0	Absolutely No	0	95	Research Defon Sell	0.95%	8.65%	C	-17
2025/01/22	3.282	No Trade	No Trade	22.78%	0	Absolutely No	0	96	Research Defon Sell	1.91%	9.33%	C	-19
2025/01/23	3.292	No Trade	No Trade	25.80%	0	Absolutely No	0	97	Research Defon Sell	2.16%	10.24%	C	-20
2025/01/24	3.266	No Trade	No Trade	15.70%	0	Absolutely No	0	96	Research Defon Sell	1.31%	9.68%	C	-19
2025/01/27	3.279	No Trade	No Trade	19.31%	0	Absolutely No	0	96	Research Defon Sell	1.62%	8.49%	C	-17
2025/01/28	3.340	No Trade	No Trade	41.40%	0	Absolutely No	0	98	Research Defon Sell	3.46%	10.44%	C	-12
2025/01/29	3.309	No Trade	No Trade	29.68%	0	Absolutely No	0	97	Research Defon Sell	2.48%	9.05%	C	-6
2025/01/30	3.284	No Trade	No Trade	19.80%	0	Absolutely No	0	96	Research Defon Sell	1.66%	8.33%	C	-3
2025/01/31	3.310	No Trade	No Trade	28.91%	0	Absolutely No	0	97	Research Defon Sell	2.42%	8.41%	C	-1
2025/02/03	3.359	No Trade	No Trade	45.93%	0	Absolutely No	0	98	Research Defon Sell	3.84%	9.34%	C	1
2025/02/04	3.310	No Trade	No Trade	27.19%	0	Absolutely No	0	97	Research Defon Sell	2.28%	6.62%	C	2
2025/02/05	3.327	No Trade	No Trade	32.97%	0	Absolutely No	0	98	Research Defon Sell	2.76%	7.24%	C	2
2025/02/06	3.221	No Trade	No Trade	5.30%	0	Absolutely No	0	-76	Absolutely no Trade	-0.54%	3.91%	C	0
2025/02/07	3.259	No Trade	No Trade	7.27%	0	Absolutely No	0	96	Research Defon Sell	0.61%	5.33%	C	-1
2025/02/10	3.225	No Trade	No Trade	5.58%	0	Absolutely No	0	-76	Absolutely no Trade	-0.57%	4.71%	C	-2
2025/02/11	3.275	No Trade	No Trade	11.38%	0	Absolutely No	0	96	Research Defon Sell	0.95%	4.85%	C	-3
2025/02/12	3.304	No Trade	No Trade	21.62%	0	Absolutely No	0	97	Research Defon Sell	1.81%	6.42%	C	-2
2025/02/13	3.314	No Trade	No Trade	24.74%	0	Absolutely No	0	97	Research Defon Sell	2.07%	5.87%	C	0
2025/02/14	3.338	No Trade	No Trade	33.07%	0	Absolutely No	0	98	Research Defon Sell	2.77%	5.71%	C	4
2025/02/17	3.330	No Trade	No Trade	29.02%	0	Absolutely No	0	98	Research Defon Sell	2.43%	5.16%	C	6
2025/02/18	3.300	No Trade	No Trade	17.38%	0	Absolutely No	0	97	Research Defon Sell	1.45%	4.17%	C	5





Date	9 day	9 vs 21 day	33 day
2024/12/30	Buy_9day	Buy 9 vs 21	Buy 33_Day
2025/01/02	Sell_9day	Buy 9 vs 21	Buy 33_Day
2025/01/03	Sell_9day	Buy 9 vs 21	Sell 33_Day
2025/01/06	Sell_9day	Buy 9 vs 21	Sell 33_Day
2025/01/07	Sell_9day	Sell 9 vs 21	Sell 33_Day
2025/01/08	Sell_9day	Sell 9 vs 21	Sell 33_Day
2025/01/09	Buy_9day	Sell 9 vs 21	Buy 33_Day
2025/01/10	Buy_9day	Sell 9 vs 21	Buy 33_Day
2025/01/13	Buy_9day	Sell 9 vs 21	Buy 33_Day
2025/01/14	Buy_9day	Sell 9 vs 21	Sell 33_Day
2025/01/15	Sell_9day	Sell 9 vs 21	Sell 33_Day
2025/01/16	Sell_9day	Sell 9 vs 21	Sell 33_Day
2025/01/17	Sell_9day	Sell 9 vs 21	Sell 33_Day
2025/01/20	Sell_9day	Sell 9 vs 21	Sell 33_Day
2025/01/21	Sell_9day	Sell 9 vs 21	Sell 33_Day
2025/01/22	Sell_9day	Sell 9 vs 21	Sell 33_Day
2025/01/23	Buy_9day	Sell 9 vs 21	Sell 33_Day
2025/01/24	Sell_9day	Sell 9 vs 21	Sell 33_Day
2025/01/27	Buy_9day	Sell 9 vs 21	Sell 33_Day
2025/01/28	Buy_9day	Sell 9 vs 21	Buy 33_Day
2025/01/29	Buy_9day	Sell 9 vs 21	Sell 33_Day
2025/01/30	Buy_9day	Sell 9 vs 21	Sell 33_Day
2025/01/31	Buy_9day	Sell 9 vs 21	Sell 33_Day
2025/02/03	Buy_9day	Buy 9 vs 21	Buy 33_Day
2025/02/04	Buy_9day	Buy 9 vs 21	Sell 33_Day
2025/02/05	Buy_9day	Buy 9 vs 21	Buy 33_Day
2025/02/06	Sell_9day	Buy 9 vs 21	Sell 33_Day
2025/02/07	Sell_9day	Buy 9 vs 21	Sell 33_Day
2025/02/10	Sell_9day	Buy 9 vs 21	Sell 33_Day
2025/02/11	Sell_9day	Buy 9 vs 21	Sell 33_Day
2025/02/12	Buy_9day	Buy 9 vs 21	Buy 33_Day
2025/02/13	Buy_9day	Buy 9 vs 21	Buy 33_Day
2025/02/14	Buy_9day	Sell 9 vs 21	Buy 33_Day
2025/02/17	Buy_9day	Sell 9 vs 21	Buy 33_Day
2025/02/18	Buy_9day	Sell 9 vs 21	Buy 33_Day

Strategy Universe		Rel vs FTSE_100		Ascendant guidance		Trade		Strategy_Open Date		2024/12/09		Caterpillar Guidance		Trade			
<div><div>— CPG.LSE</div><div>----- 21 per. Mov. Avg. (CPG.LSE)</div><div>—— Linear (CPG.LSE)</div></div> 														(+) : Mom Days		0	
														(-) : Mom Days		0	
														Guided : Factor		9 vs 21 day	
														324_Buy Guidance		0.0%	
														324_Sell Guidance		96.7%	
														Mom_75 (days)		4.2%	
														9 vs 21 day		-0.27%	
														Price vs 9 day		0.45%	



BN.PAR

B Danone Sa

u Consumer Staples

y Food Producers

France

Market Cap : (B)

42 134

BNP.PAR

Bnp Paribas

Financials

Banks

France

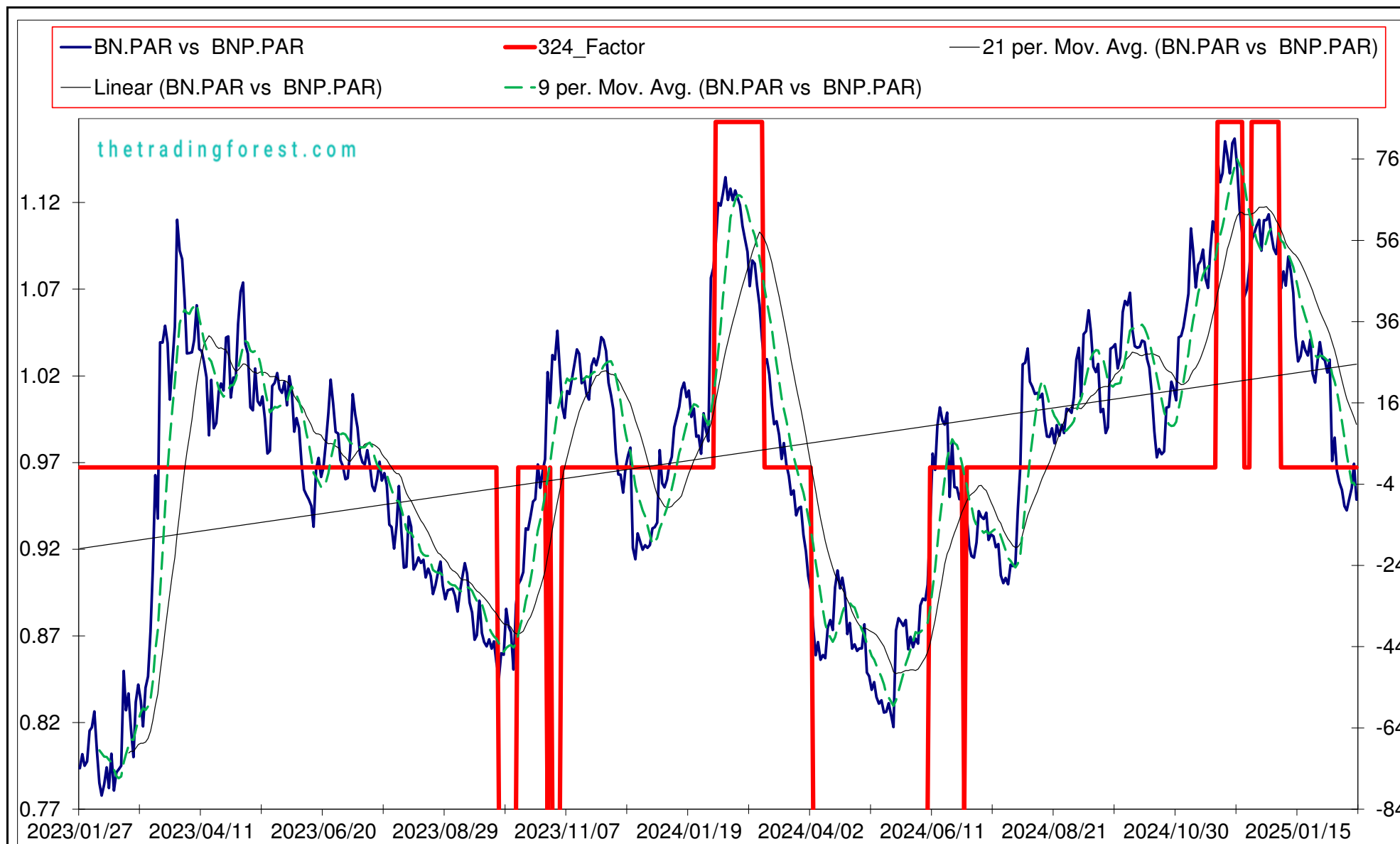
Market Cap : (B)

64 206


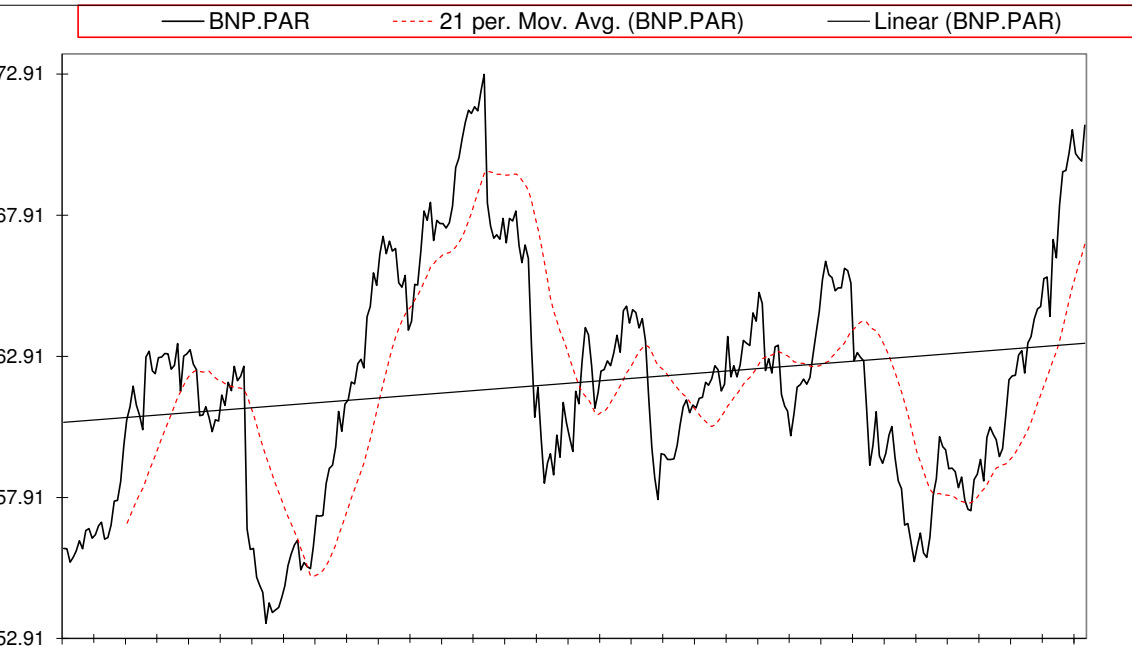
Follow the " 3day to 5day waiting period " before entering the trade : understand the Graph, Trend and Variables

Plan your enrty levels. Focus on the process not the outcome. Expect further short-term deviation from the trade signal. "Patience"

Date	Price or Relative Price	Short_Term_ Radar	Medium_ Term_Radar	Caterpillar_ %	Wise_ Owl(Rnk)	324_Factor	Factor_324	Defcon _Index	Defcon _Index_Trade	Margin of Safety	75_Day_Mom	Trade_Rating (Guidance)	Trendsum
2024/12/18	1.097	No Trade	No Trade	38.59%	0	Research	85	0	Absolutely no Trade	6.64%	8.33%	C	3
2024/12/19	1.115	No Trade	No Trade	48.45%	50	Research	85	96	Research Defon Sell	8.33%	6.27%	C	4
2024/12/20	1.115	No Trade	No Trade	48.42%	50	Research	85	96	Research Defon Sell	8.33%	6.11%	C	5
2024/12/23	1.118	No Trade	No Trade	49.90%	50	Research	85	96	Research Defon Sell	8.58%	5.21%	C	8
2024/12/27	1.107	No Trade	No Trade	43.00%	50	Research	85	95	Research Defon Sell	7.39%	5.33%	C	10
2024/12/30	1.098	No Trade	No Trade	37.96%	0	Research	85	0	Absolutely no Trade	6.53%	6.62%	C	10
2025/01/02	1.095	No Trade	No Trade	35.82%	0	Research	85	0	Absolutely no Trade	6.16%	6.62%	C	8
2025/01/03	1.107	No Trade	No Trade	42.38%	50	Research	85	95	Research Defon Sell	7.29%	7.28%	C	4
2025/01/06	1.075	No Trade	No Trade	24.18%	0	Absolutely No	0	0	Absolutely no Trade	4.16%	7.10%	C	1
2025/01/07	1.085	No Trade	No Trade	29.69%	0	Absolutely No	0	0	Absolutely no Trade	5.11%	7.89%	C	-2
2025/01/08	1.077	No Trade	No Trade	24.92%	0	Absolutely No	0	0	Absolutely no Trade	4.29%	8.56%	C	-4
2025/01/09	1.094	No Trade	No Trade	34.25%	0	Absolutely No	0	0	Absolutely no Trade	5.89%	9.90%	C	-5
2025/01/10	1.085	No Trade	No Trade	29.36%	0	Absolutely No	0	0	Absolutely no Trade	5.05%	4.28%	C	-7
2025/01/13	1.073	No Trade	No Trade	22.11%	0	Absolutely No	0	0	Absolutely no Trade	3.80%	3.01%	C	-12
2025/01/14	1.048	No Trade	No Trade	7.80%	0	Absolutely No	0	0	Absolutely no Trade	1.34%	0.42%	C	-15
2025/01/15	1.033	No Trade	No Trade	0.37%	0	Absolutely No	0	0	Absolutely no Trade	-0.06%	0.40%	C	-19
2025/01/16	1.036	No Trade	No Trade	1.21%	0	Absolutely No	0	0	Absolutely no Trade	0.21%	0.04%	C	-22
2025/01/17	1.045	No Trade	No Trade	5.89%	0	Absolutely No	0	0	Absolutely no Trade	1.01%	-1.59%	C	-26
2025/01/20	1.040	No Trade	No Trade	2.71%	0	Absolutely No	0	0	Absolutely no Trade	0.47%	-2.67%	C	-27
2025/01/21	1.037	No Trade	No Trade	0.94%	0	Absolutely No	0	0	Absolutely no Trade	0.16%	-2.72%	C	-27
2025/01/22	1.046	No Trade	No Trade	5.98%	0	Absolutely No	0	0	Absolutely no Trade	1.03%	-2.52%	C	-26
2025/01/23	1.026	No Trade	No Trade	5.17%	0	Absolutely No	0	-76	Absolutely no Trade	-0.88%	-2.45%	C	-28
2025/01/24	1.021	No Trade	No Trade	8.27%	0	Absolutely No	0	-76	Absolutely no Trade	-1.41%	-2.01%	C	-28
2025/01/27	1.034	No Trade	No Trade	1.26%	0	Absolutely No	0	0	Absolutely no Trade	-0.21%	-0.70%	C	-27
2025/01/28	1.044	No Trade	No Trade	4.55%	0	Absolutely No	0	0	Absolutely no Trade	0.78%	0.26%	C	-28
2025/01/29	1.035	No Trade	No Trade	0.72%	0	Absolutely No	0	0	Absolutely no Trade	-0.12%	-0.97%	C	-28
2025/01/30	1.034	No Trade	No Trade	1.55%	0	Absolutely No	0	0	Absolutely no Trade	-0.26%	-1.01%	C	-29
2025/01/31	1.027	No Trade	No Trade	5.65%	0	Absolutely No	0	0	Absolutely no Trade	-0.96%	-0.76%	C	-30
2025/02/03	1.034	No Trade	No Trade	1.74%	0	Absolutely No	0	0	Absolutely no Trade	-0.30%	0.44%	C	-31
2025/02/04	0.976	No Trade	No Trade	35.04%	0	Absolutely No	0	-84	Research Defcon Buy	-5.95%	-3.83%	C	-34
2025/02/05	0.989	No Trade	No Trade	27.50%	0	Absolutely No	0	-82	Research Defcon Buy	-4.67%	-0.37%	C	-37
2025/02/06	0.970	No Trade	No Trade	38.40%	0	Absolutely No	0	-85	Research Defcon Buy	-6.52%	-0.79%	C	-38
2025/02/07	0.963	No Trade	No Trade	42.37%	0	Absolutely No	0	-86	Research Defcon Buy	-7.20%	-1.97%	C	-38
2025/02/10	0.959	No Trade	No Trade	45.09%	0	Absolutely No	0	-86	Research Defcon Buy	-7.66%	-2.10%	C	-38
2025/02/11	0.950	No Trade	No Trade	50.47%	0	Absolutely No	0	-87	Research Defcon Buy	-8.57%	-3.21%	C	-40
2025/02/12	0.947	No Trade	No Trade	51.91%	0	Absolutely No	0	-87	Research Defcon Buy	-8.82%	-5.89%	C	-42
2025/02/13	0.954	No Trade	No Trade	48.32%	0	Absolutely No	0	-86	Research Defcon Buy	-8.21%	-5.27%	C	-42
2025/02/14	0.960	No Trade	No Trade	44.83%	0	Absolutely No	0	-87	Research Defcon Buy	-7.62%	-6.01%	C	-41
2025/02/17	0.974	No Trade	No Trade	37.21%	0	Absolutely No	0	-85	Research Defcon Buy	-6.32%	-4.22%	C	-40
2025/02/18	0.953	No Trade	No Trade	48.99%	0	Absolutely No	0	-88	Research Defcon Buy	-8.32%	-5.66%	C	-36



Date	9 day	9 vs 21 day	33 day
2024/12/30	Sell_9day	Sell 9 vs 21	Sell 33_Day
2025/01/02	Sell_9day	Sell 9 vs 21	Sell 33_Day
2025/01/03	Sell_9day	Sell 9 vs 21	Sell 33_Day
2025/01/06	Sell_9day	Sell 9 vs 21	Sell 33_Day
2025/01/07	Sell_9day	Sell 9 vs 21	Sell 33_Day
2025/01/08	Sell_9day	Sell 9 vs 21	Sell 33_Day
2025/01/09	Sell_9day	Sell 9 vs 21	Sell 33_Day
2025/01/10	Sell_9day	Sell 9 vs 21	Sell 33_Day
2025/01/13	Sell_9day	Sell 9 vs 21	Sell 33_Day
2025/01/14	Sell_9day	Sell 9 vs 21	Sell 33_Day
2025/01/15	Sell_9day	Sell 9 vs 21	Sell 33_Day
2025/01/16	Sell_9day	Sell 9 vs 21	Sell 33_Day
2025/01/17	Sell_9day	Sell 9 vs 21	Sell 33_Day
2025/01/20	Sell_9day	Sell 9 vs 21	Sell 33_Day
2025/01/21	Sell_9day	Sell 9 vs 21	Sell 33_Day
2025/01/22	Sell_9day	Sell 9 vs 21	Sell 33_Day
2025/01/23	Sell_9day	Sell 9 vs 21	Sell 33_Day
2025/01/24	Sell_9day	Sell 9 vs 21	Sell 33_Day
2025/01/27	Sell_9day	Sell 9 vs 21	Sell 33_Day
2025/01/28	Buy_9day	Sell 9 vs 21	Sell 33_Day
2025/01/29	Sell_9day	Sell 9 vs 21	Sell 33_Day
2025/01/30	Sell_9day	Sell 9 vs 21	Sell 33_Day
2025/01/31	Sell_9day	Sell 9 vs 21	Sell 33_Day
2025/02/03	Buy_9day	Sell 9 vs 21	Sell 33_Day
2025/02/04	Sell_9day	Sell 9 vs 21	Sell 33_Day
2025/02/05	Sell_9day	Sell 9 vs 21	Sell 33_Day
2025/02/06	Sell_9day	Sell 9 vs 21	Sell 33_Day
2025/02/07	Sell_9day	Sell 9 vs 21	Sell 33_Day
2025/02/10	Sell_9day	Sell 9 vs 21	Sell 33_Day
2025/02/11	Sell_9day	Sell 9 vs 21	Sell 33_Day
2025/02/12	Sell_9day	Sell 9 vs 21	Sell 33_Day
2025/02/13	Sell_9day	Sell 9 vs 21	Sell 33_Day
2025/02/14	Sell_9day	Sell 9 vs 21	Sell 33_Day
2025/02/17	Buy_9day	Sell 9 vs 21	Sell 33_Day
2025/02/18	Sell_9day	Sell 9 vs 21	Sell 33_Day

Strategy Universe	Euro_Europe_STOXX50_Pairs	Ascendant guidance	Trade	Strategy_Open Date	2024/12/09	Caterpillar Guidance	Trade	
<div><div><p>— BN.PAR      - - - - 21 per. Mov. Avg. (BN.PAR)      — Linear (BN.PAR)</p></div><div><p>— BNP.PAR      - - - - 21 per. Mov. Avg. (BNP.PAR)      — Linear (BNP.PAR)</p></div></div>							(+) : Mom Days	0
							(-) : Mom Days	15
							Guided : Factor	9 vs 21 day
							324_Buy Guidance	84.0%
							324_Sell Guidance	0.0%
							Mom_75 (days)	-5.7%
							9 vs 21 day	-3.80%
							Price vs 9 day	-0.58%

BN.PAR

B Danone Sa

u Consumer Staples

y Food Producers

France

Market Cap : (B)

42 134

VOW3.ETR

Volkswagen Non-Voting Pref Ag

Consumer Discretionary

Automobiles & Parts

Germany

Market Cap : (B)

16 868

Follow the " 3day to 5day waiting period " before entering the trade : understand the Graph, Trend and Variables

Plan your enrty levels. Focus on the process not the outcome. Expect further short-term deviation from the trade signal. "Patience"

-2.24780.767-35.947													
Date	Price or Relative Price	Short_Term_ Radar	Medium_ Term_Radar	Caterpillar_ %	Wise_ Owl(Rnk)	324_Factor	Factor_324	Defcon _Index	Defcon _Index_Trade	Margin of Safety	75_Day_Mom	Trade_Rating (Guidance)	Trendsum
2024/12/18	0.732	No Trade	No Trade	11.52%	0	Absolutely No	0	0	Absolutely no Trade	3.04%	7.89%	C	-8
2024/12/19	0.736	No Trade	No Trade	13.60%	0	Absolutely No	0	0	Absolutely no Trade	3.58%	3.89%	C	-9
2024/12/20	0.715	No Trade	No Trade	2.08%	0	Absolutely No	0	0	Absolutely no Trade	0.55%	0.07%	C	-12
2024/12/23	0.739	No Trade	No Trade	13.76%	0	Absolutely No	0	0	Absolutely no Trade	3.63%	-0.47%	C	-16
2024/12/27	0.730	No Trade	No Trade	7.52%	0	Absolutely No	0	0	Absolutely no Trade	1.98%	-0.81%	C	-18
2024/12/30	0.724	No Trade	No Trade	3.03%	0	Absolutely No	0	0	Absolutely no Trade	0.80%	-0.70%	C	-20
2025/01/02	0.743	No Trade	No Trade	12.19%	0	Absolutely No	0	0	Absolutely no Trade	3.21%	5.67%	C	-21
2025/01/03	0.747	No Trade	No Trade	14.25%	0	Absolutely No	0	0	Absolutely no Trade	3.76%	4.43%	C	-22
2025/01/06	0.718	No Trade	No Trade	3.03%	0	Absolutely No	0	0	Absolutely no Trade	-0.55%	2.61%	C	-20
2025/01/07	0.731	No Trade	No Trade	4.44%	0	Absolutely No	0	0	Absolutely no Trade	1.17%	5.13%	C	-18
2025/01/08	0.725	No Trade	No Trade	0.99%	0	Absolutely No	0	0	Absolutely no Trade	0.26%	5.62%	C	-16
2025/01/09	0.732	No Trade	No Trade	3.98%	0	Absolutely No	0	0	Absolutely no Trade	1.05%	3.39%	C	-16
2025/01/10	0.708	No Trade	No Trade	12.74%	0	Absolutely No	0	-36	Absolutely no Trade	-2.33%	0.96%	C	-16
2025/01/13	0.702	No Trade	No Trade	18.65%	0	Absolutely No	0	-38	Absolutely no Trade	-3.41%	0.95%	C	-19
2025/01/14	0.692	No Trade	No Trade	26.33%	0	Absolutely No	0	-40	Absolutely no Trade	-4.81%	-0.81%	C	-22
2025/01/15	0.689	No Trade	No Trade	28.93%	0	Absolutely No	0	-41	Absolutely no Trade	-5.29%	0.50%	C	-26
2025/01/16	0.694	No Trade	No Trade	25.55%	0	Absolutely No	0	-39	Absolutely no Trade	-4.67%	-0.39%	C	-30
2025/01/17	0.696	No Trade	No Trade	24.85%	0	Absolutely No	0	-39	Absolutely no Trade	-4.54%	0.98%	C	-32
2025/01/20	0.690	No Trade	No Trade	30.89%	0	Absolutely No	0	-41	Absolutely no Trade	-5.64%	-1.77%	C	-30
2025/01/21	0.695	No Trade	No Trade	27.66%	0	Absolutely No	0	-40	Absolutely no Trade	-5.05%	-1.05%	C	-29
2025/01/22	0.691	No Trade	No Trade	30.71%	0	Absolutely No	0	-41	Absolutely no Trade	-5.61%	-2.17%	C	-28
2025/01/23	0.681	No Trade	No Trade	38.79%	0	Absolutely No	0	-43	Absolutely no Trade	-7.09%	-0.02%	C	-29
2025/01/24	0.671	No Trade	No Trade	46.72%	0	Absolutely No	0	-45	Absolutely no Trade	-8.54%	-2.58%	C	-30
2025/01/27	0.677	No Trade	No Trade	43.53%	0	Absolutely No	0	-44	Absolutely no Trade	-7.95%	-2.95%	C	-32
2025/01/28	0.686	No Trade	No Trade	36.91%	0	Absolutely No	0	-42	Absolutely no Trade	-6.74%	-0.66%	C	-34
2025/01/29	0.686	No Trade	No Trade	37.49%	0	Absolutely No	0	-43	Absolutely no Trade	-6.85%	-1.43%	C	-34
2025/01/30	0.693	Buy_Panda_ST	No Trade	33.09%	0	Absolutely No	0	-42	Absolutely no Trade	-6.05%	-1.16%	C	-33
2025/01/31	0.689	Buy_Panda_ST	No Trade	36.34%	0	Absolutely No	0	-43	Absolutely no Trade	-6.64%	-2.67%	C	-31
2025/02/03	0.707	Buy_Panda_ST	Buy_Panda_ST	24.39%	0	Absolutely No	0	0	Absolutely no Trade	-4.46%	-1.20%	C	-26
2025/02/04	0.690	Buy_Panda_ST	No Trade	37.05%	0	Absolutely No	0	-43	Absolutely no Trade	-6.77%	-3.55%	C	-20
2025/02/05	0.705	Buy_Panda_ST	Buy_Panda_ST	26.78%	0	Absolutely No	0	0	Absolutely no Trade	-4.89%	-2.01%	C	-15
2025/02/06	0.694	No Trade	No Trade	35.14%	0	Absolutely No	0	-42	Absolutely no Trade	-6.42%	-1.47%	C	-10
2025/02/07	0.713	No Trade	No Trade	21.84%	0	Absolutely No	0	0	Absolutely no Trade	-3.99%	0.42%	C	-5
2025/02/10	0.705	No Trade	No Trade	28.84%	0	Absolutely No	0	0	Absolutely no Trade	-5.27%	-0.09%	C	-1
2025/02/11	0.716	No Trade	No Trade	21.13%	0	Absolutely No	0	0	Absolutely no Trade	-3.86%	2.21%	C	1
2025/02/12	0.716	No Trade	No Trade	21.36%	0	Absolutely No	0	0	Absolutely no Trade	-3.90%	1.45%	C	2
2025/02/13	0.679	No Trade	No Trade	49.30%	0	Absolutely No	0	-45	Absolutely no Trade	-9.01%	-4.65%	C	3
2025/02/14	0.671	No Trade	No Trade	55.47%	0	Absolutely No	0	-47	Absolutely no Trade	-10.14%	-8.87%	C	3
2025/02/17	0.680	No Trade	No Trade	50.17%	0	Absolutely No	0	-45	Absolutely no Trade	-9.17%	-10.10%	C	3
2025/02/18	0.675	No Trade	No Trade	54.07%	0	Absolutely No	0	-46	Absolutely no Trade	-9.88%	-8.77%	C	2

