

Wednesday, 19 March 2025

# Daily TradeGuidance



Date	Code_A	Code_B	Strategy	Factor_324	Defcon_ Index	Mom_75 (days)	Wise_Owl	Wise_Owl (Rnk)	Name of Instrument	Caterpillar_ Guidance	Trade_Rating (Guidance)
2025/03/18	PGR.NYS	ACGL.NAS	Pairs	170	98	13.75%	380	90	Progressive Corporation _ vs _ Arch Capital Group	Research	_ Sell
2025/03/18	AMAT.NAS	LRCX.NAS	Pairs	-170	-98	-16.72%	390	90	Applied Materials _ vs _ Lam Research	Trade	_ Buy
2025/03/18	PEG.NYS	DTE.NYS	Pairs	-170	-93	-19.42%	375	90	Public Service Enterprise Group _ vs _ DTE Energy	Trade	_ Buy
2025/03/18	IBE.MAD	SSE.LSE	Pairs	170	99	19.30%	380	90	Iberdrola S.A. _ vs _ SSE Plc	Research	_ Sell
2025/03/14	YUM.NYS	CLX.NYS	Pairs	170	98	31.87%	370	90	Yum! Brands _ vs _ Clorox	Trade	_ Sell
2025/03/14	AME.NYS	IEX.NYS	Pairs	170	98	13.76%	340	75	Ametek _ vs _ IDEX Corporation	Apply Caution	_ Sell
2025/03/14	WM.NYS	J.NYS	Pairs	170	98	12.77%	390	90	Waste Management _ vs _ Jacobs Solutions	Research	_ Sell
2025/03/14	ORA.PAR	SCMN.SWX	Pairs	170	98	13.51%	370	90	Orange S.A. _ vs _ Swisscom Ag	Trade	_ Sell
2025/03/14	SSE.LSE	EXH9.ETR	Relative	-170	-98	-13.69%	390	90	SSE Plc vs iShares :Utilities	Research	_ Buy
2025/03/12	HD.NYS	V.NYS	Pairs	-170	-98	-15.79%	400	100	Home Depot _ vs _ Visa Inc.	Trade	_ Buy
2025/03/11	AUTO.LSE	CSX5.LSE	Relative	-170	-98	-16.13%	370	90	Auto Trader Group Plc vs Euro SX50 Index	Trade	_ Buy
2025/03/10	ABT.NYS	BDX.NYS	Pairs	170	98	14.79%	400	100	Abbott Laboratories _ vs _ Becton Dickinson	Trade	_ Sell
2025/03/07	ABT.NYS	XLV.ARC	Relative	170	98	11.11%	390	90	Abbott Laboratories _ vs _ SPDR : Health Care ETF	Research	_ Sell
2025/03/07	DGE.LSE	STG.CSE	Pairs	-170	-98	-16.79%	390	90	Diageo Plc _ vs _ Scandinavian Tobacco Group	Trade	_ Buy
2025/03/07	SSE.LSE	TRN.MTA	Pairs	-170	-98	-14.40%	390	90	SSE Plc _ vs _ Terna - Trasmissione Elettricit� Rete Nazionale	Trade	_ Buy
2025/03/06	ACGL.NAS	WRB.NYS	Pairs	-170	-98	-12.33%	360	75	Arch Capital Group _ vs _ W.R. Berkley	Research	_ Buy
2025/03/06	UNP.NYS	NDSN.NAS	Pairs	170	98	25.40%	360	75	Union Pacific Corporation _ vs _ Nordson Corporation	Research	_ Sell
2025/03/06	NEE.NYS	CMS.NYS	Pairs	-170	-96	-12.67%	390	90	NextEra Energy _ vs _ CMS Energy	Trade	_ Buy
2025/03/06	SO.NYS	PCG.NYS	Pairs	170	98	32.02%	360	75	Southern Company _ vs _ Pacific Gas & Electric Co.	Research	_ Sell
2025/03/05	ICE.NYS	MKTX.NAS	Pairs	170	98	48.39%	380	90	Intercontinental Exchange _ vs _ MarketAxess	Research	_ Sell

Wednesday, 19 March 2025

# Daily TradeGuidance



Date	Code_A	Code_B	Strategy	Factor_324	Defcon_ Index	Mom_75 (days)	Wise_Owl	Wise_Owl (Rnk)	Name of Instrument	Caterpillar_ Guidance	Trade_Rating (Guidance)
2025/03/05	TROW.NAS	NTRS.NAS	Pairs	-170	-98	-15.51%	360	75	T. Rowe Price _ vs _ Northern Trust	Apply Caution	_ Buy
2025/03/05	BAER.SWX	GLE.PAR	Pairs	-170	-98	-25.19%	390	90	Julius Bar _ vs _ Societe Generale	Trade	_ Buy
2025/03/05	NG.LSE	SSE.LSE	Pairs	170	96	11.63%	360	75	National Grid Plc _ vs _ SSE Plc	Research	_ Sell
2025/03/04	MMC.NYS	ACGL.NAS	Pairs	170	98	15.52%	370	90	Marsh & McLennan Companies, Inc. _ vs _ Arch Capital Group	Trade	_ Sell
2025/03/04	PCG.NYS	CMS.NYS	Pairs	-170	-98	-29.55%	390	90	Pacific Gas & Electric Co. _ vs _ CMS Energy	Trade	_ Buy
2025/03/04	GLE.PAR	MB.MTA	Pairs	170	97	27.72%	400	100	Societe Generale _ vs _ Mediobanca Banca	Trade	_ Sell
2025/03/03	SCVL.NAS	XRT.ARC	Relative	-170	-98	-38.36%	390	90	Shoe Carnival Inc. _ vs _ SPDR : Retail ETF	Trade	_ Buy
2025/03/03	EXO.AMS	CSX5.LSE	Relative	-170	-99	-12.82%	340	75	Exor Nv vs Euro SX50 Index	Apply Caution	_ Buy
2025/02/28	AJG.NYS	ACGL.NAS	Pairs	170	98	24.81%	370	90	Arthur J. Gallagher & Co. _ vs _ Arch Capital Group	Trade	_ Sell
2025/02/27	PCG.NYS	ATO.NYS	Pairs	-170	-98	-25.72%	370	90	Pacific Gas & Electric Co. _ vs _ Atmos Energy	Trade	_ Buy
2025/02/27	PCG.NYS	DTE.NYS	Pairs	-170	-98	-31.12%	390	90	Pacific Gas & Electric Co. _ vs _ DTE Energy	Trade	_ Buy
2025/02/27	SY1.ETR	CSX5.LSE	Relative	-170	-98	-20.17%	390	90	Symrise Ag vs Euro SX50 Index	Trade	_ Buy
2025/02/27	SY1.ETR	EXV7.ETR	Relative	-170	-97	-11.23%	390	90	Symrise Ag vs iShares : European Chemicals	Trade	_ Buy
2025/02/26	D.NYS	EIX.NYS	Pairs	170	98	56.13%	390	90	Dominion Energy _ vs _ Edison International	Trade	_ Sell
2025/02/26	ES.NYS	EIX.NYS	Pairs	170	98	61.54%	390	90	Eversource Energy _ vs _ Edison International	Trade	_ Sell
2025/02/26	EXC.NAS	PCG.NYS	Pairs	170	98	46.83%	390	90	Exelon _ vs _ Pacific Gas & Electric Co.	Trade	_ Sell
2025/02/26	PCG.NYS	EVRG.NAS	Pairs	-170	-99	-29.99%	390	90	Pacific Gas & Electric Co. _ vs _ Evergy Inc.	Trade	_ Buy
2025/02/26	PCG.NYS	WEC.NYS	Pairs	-170	-98	-28.95%	390	90	Pacific Gas & Electric Co. _ vs _ WEC Energy Group	Trade	_ Buy
2025/02/26	NFLX.NAS	QQQ.NAS	Relative	170	98	24.05%	340	75	Netflix vs Nasday 100 Index	Apply Caution	_ Sell
2025/02/25	RTX.NYS	LMT.NYS	Pairs	170	98	28.87%	380	90	Raytheon Technologies _ vs _ Lockheed Martin	Research	_ Sell

# Guidance to understanding our "Proprietary Signals and Reports"



Our Trading Reports are comprehensive and detailed - visit our Educational Library of videos at "TheTradingForest.com"  
[for premium members] for a detailed explanation of our approach to trading.

## Summary of our Analysis

### Contribution to the Trade Decision

#### Guided Factor

This places the time frame of the current trade into perspective - our leading indicators have brought this trade to your attention. You will be guided by the 9day vs 21day, 33 day and 66 day. **From a practical perspective once you see a "guided factor of either a 33 day or 66 day" you actually relax and plan your trade !**

#### Ascendant Guidance

There are two forms of "Risk" - **Uncertainty** and **Exposure** ! The Ascendant Guidance focuses on the uncertainty part of the trade. We recommend that until a trader understands their own risk tolerance level only trades with an Ascendant Guidance levels of **Trade** and or **Research** are considered.

#### Wise\_Owl (Rnk)

Focus on "**Wise\_Owl(Rnk)**" levels of closer to 90 & 100 - the "**Wise\_Owl(Rnk)**" needed to have a value of **90** and above at least within the last five to seven trading days of the "trade alert signal - panda signals".

#### Trade\_Rating Guidance

There is no substitute for **Quality** - only consider Trades with a "**Trade\_rating (Guidance)**" of **AA** & **AAA** within the last five to 7 trading days of the "**trade alert signal - panda signals**".

# Guidance to understanding our "Proprietary Signals and Reports"



Defcon\_Index



Get a decent understanding of the "**current form**" of the variable - how close are the values to either the minimum or maxim values. Be guided by the "**Defcon\_Index**". Values of **> 95 are recommended for Sell Signals** and Values of **<-95 are recommended for Buy signals**.

324\_Factor



Manipulate the "**odds in your favour**" - Search and Research the trades that have a 324\_Factor of **+170 for a sell signal** and **- 170 for a buy signal**.

Margin of Safety and  
75\_Day\_  
Mom



Reaching the pinnacle of any challenge is about "small margins" and making the correct informed decisions. The relationship between the "**Margin of Safety**" and "**75\_Day\_Mom**" allows us to review the trade from a performance and risk perspective.

Understanding the  
"short-term noise"



Is the current "**Trend**" still intact ? Or can we : be guided by the "**Trendsum**" to start analysing technical indicators. Look for a declining "**Trendsum**" for a **sell signal** and an increasing value of the "Trendsum" for a **buy signal**.

Let's talk about  
Technicals



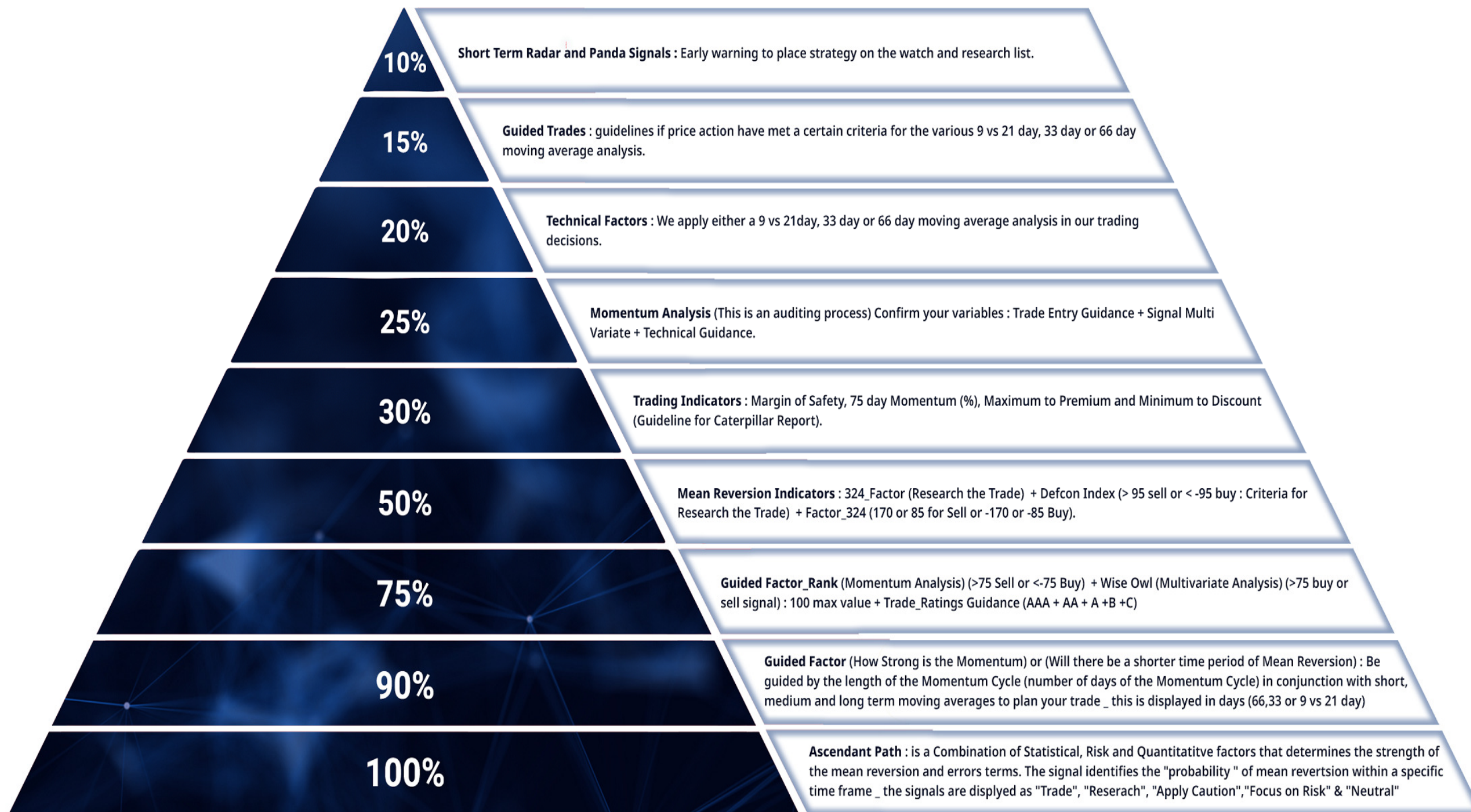
Once you are confident that you have a decent understanding of all the variables, use the "**Guided\_Factor**" as a "compass" in finding your true north in selecting the timing of your open strategy by selecting appropriate **shorter-term technical indicators**.



**Conclusion** : We start our analysis, by trying to understand the trade with a **longer-term Technical Guidance** indicator and we plan our execution, using the **shorter-term Techninal Analysis indicators**.

# THE TRADING PYRAMID

## Path to Synergy in Your Trading



## Summary of Contents

Name of Variable	Type of Variable	Decision Based / Contribution
Guided_Factor	Momentum : Variable	"Bigger Picture " - Gives the Trader a time perspective.
Ascendant Guidance	Risk : Variable	Don't attempt trades outside your Risk Tolerance levels.
Wise_Owl(Rnk)	Risk : Variable	Sum of the parts analysis - we have done the "maths" - Quality of the trade.
Trade_Rating Guidance	Momentum : Variable	Combining Risk and Momentum.
Caterpillar_Guidance	Quantitative Variable	Understanding the "Trend" of the price series variable.
Defcon_Index	Risk : Variable	Looking at the "bigger picture" in terms of the price performance over a longer-term perspective.
324_Factor	Quantitative Variable	Measuring the strength and direction of the price series.
Margin of Safety	Risk : Variable	Creating a "buffer in your trade".
75_Day Momentum	Risk : Variable	Undertanding the medium-term performance of the price series.
Trendsum	Quantitative Variable	How strong is the short-term trend ?
Let's talk Technicals	Technical Analysis	Plan your entry with the help of the "Guided_Factor" and Technical indicators of your choice.

## 14 STEP TRADING CHECKLIST

Ascendant Path

1

☐

Guided Factor

2

☐

Momentum Days

3

☐

The\_Wise\_Owl Rank

4

☐

Trade\_Rating Guidance

5

☐

CaterPillar\_Guidance

6

☐

Defon\_Index

7

☐

Defon\_Index\_Guidance

8

☐

Factor\_324

9

☐

324\_Factor\_Guidance

10

☐

75\_Day\_Momentum Value

11

☐

Trendsum

12

☐

Medium-Term Technical Indicators : 9day vs 21 day  
& 21day Moving Average

13

☐

Longer-Term Technical Indicators : 33 day & 66 day  
Moving Average

14

☐

## TRADING IS LIKE A GAME OF CARDS

We can't undo a previous trade,  
but we *can* aim to make the next trade better.



# ASCENDANT GUIDANCE



## CATERPILLAR GUIDANCE



S  
e  
|  
|

PGR.NYS

Progressive Corporation

Financial

Insurance

New York

Market Cap : (B)

155 861

ACGL.NAS

Arch Capital Group

Financial

Insurance

New York

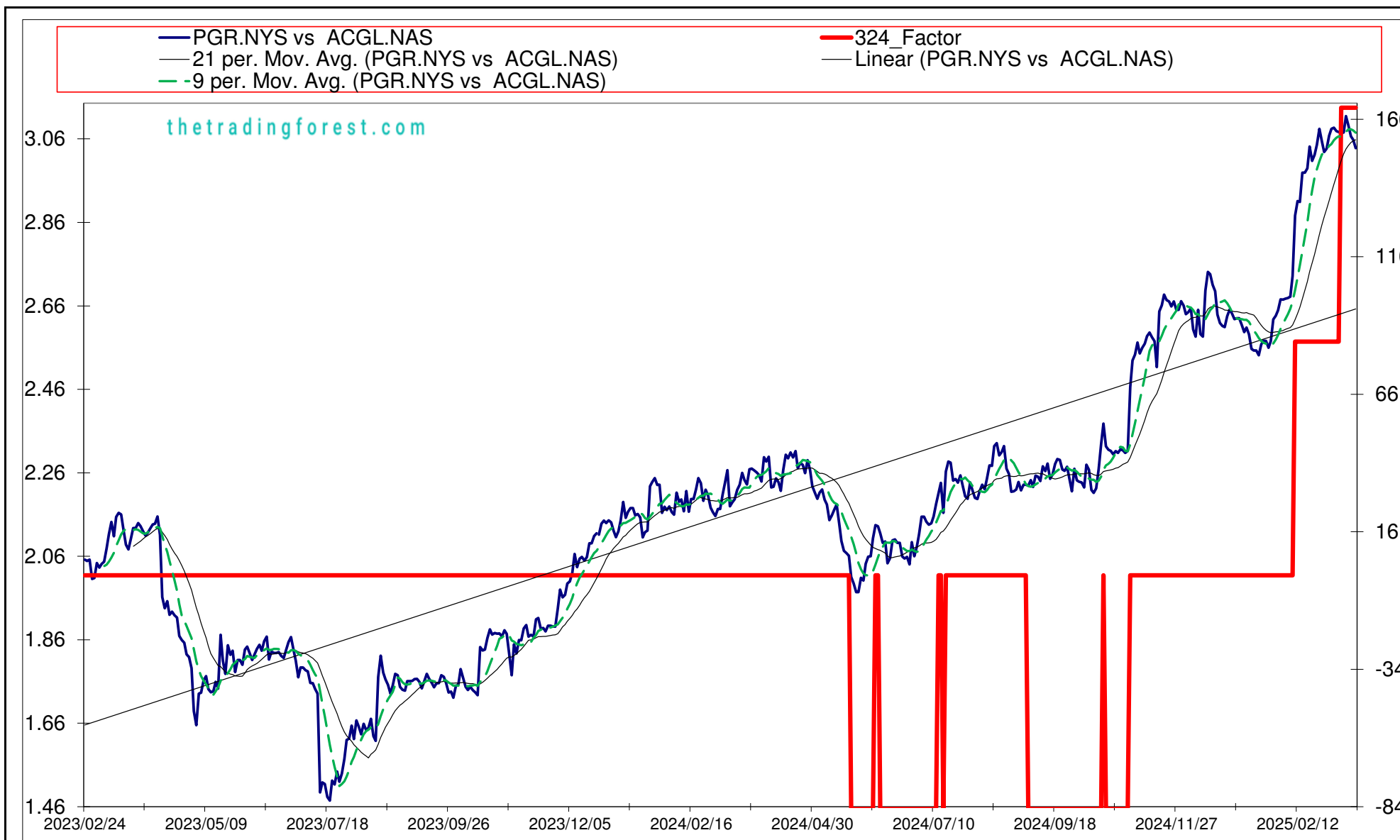
Market Cap : (B)

37 356

Follow the " 3day to 5day waiting period " before entering the trade : understand the Graph, Trend and Variables

Plan your enrty levels. Focus on the process not the outcome. Expect further short-term deviation from the trade signal. "Patience"

-2.26860.704-26.762													
Date	Price or Relative Price	Short_Term_ Radar	Medium_ Term_Radar	Caterpillar_ %	Wise_ Owl(Rnk)	324_Factor	Factor_324	Defcon _Index	Defcon _Index_Trade	Margin of Safety	75_Day_Mom	Trade_Rating (Guidance)	Trendsum
2025/01/22	2.566	No Trade	No Trade	25.32%	0	Absolutely No	0	0	Absolutely no Trade	-3.11%	14.78%	C	-28
2025/01/23	2.575	No Trade	No Trade	23.09%	0	Absolutely No	0	0	Absolutely no Trade	-2.84%	15.81%	C	-27
2025/01/24	2.575	No Trade	No Trade	23.65%	0	Absolutely No	0	0	Absolutely no Trade	-2.91%	13.03%	C	-26
2025/01/27	2.558	No Trade	No Trade	30.18%	0	Absolutely No	0	0	Absolutely no Trade	-3.71%	12.91%	C	-27
2025/01/28	2.574	No Trade	No Trade	25.88%	0	Absolutely No	0	0	Absolutely no Trade	-3.18%	16.07%	C	-25
2025/01/29	2.626	No Trade	No Trade	10.30%	0	Absolutely No	0	96	Research Defon Sell	-1.27%	18.81%	C	-24
2025/01/30	2.635	No Trade	No Trade	8.14%	0	Absolutely No	0	96	Research Defon Sell	-1.00%	18.64%	C	-21
2025/01/31	2.648	No Trade	No Trade	4.70%	0	Absolutely No	0	97	Research Defon Sell	-0.58%	16.78%	C	-17
2025/02/03	2.674	No Trade	No Trade	2.08%	0	Absolutely No	0	98	Research Defon Sell	0.20%	14.83%	C	-12
2025/02/04	2.673	No Trade	No Trade	1.28%	0	Absolutely No	0	98	Research Defon Sell	0.12%	12.50%	C	-8
2025/02/05	2.676	No Trade	No Trade	1.57%	0	Absolutely No	0	98	Research Defon Sell	0.15%	15.24%	C	-3
2025/02/06	2.677	No Trade	No Trade	1.57%	0	Absolutely No	0	98	Research Defon Sell	0.15%	15.71%	C	1
2025/02/07	2.680	No Trade	No Trade	2.03%	0	Absolutely No	0	98	Research Defon Sell	0.20%	15.98%	C	6
2025/02/10	2.730	No Trade	No Trade	19.20%	0	Absolutely No	0	100	Research Defon Sell	1.87%	18.54%	C	12
2025/02/11	2.875	No Trade	No Trade	73.93%	50	Research	85	100	Research Defon Sell	7.20%	24.40%	A	17
2025/02/12	2.909	No Trade	No Trade	86.57%	50	Research	85	100	Research Defon Sell	8.43%	26.15%	A	19
2025/02/13	2.907	No Trade	No Trade	85.08%	50	Research	85	100	Research Defon Sell	8.29%	25.58%	A	22
2025/02/14	2.977	No Trade	No Trade	100.00%	50	Research	85	100	Research Defon Sell	10.82%	28.76%	A	25
2025/02/17	2.977	No Trade	No Trade	98.10%	50	Research	85	100	Research Defon Sell	10.62%	29.11%	A	29
2025/02/18	2.988	No Trade	No Trade	100.00%	60	Research	85	100	Research Defon Sell	10.94%	29.28%	A	31
2025/02/19	3.040	No Trade	No Trade	100.00%	60	Research	85	100	Research Defon Sell	12.81%	23.39%	A	33
2025/02/20	3.006	No Trade	No Trade	89.56%	60	Research	85	99	Research Defon Sell	11.47%	18.91%	B	35
2025/02/21	3.020	No Trade	No Trade	93.24%	60	Research	85	99	Research Defon Sell	11.94%	18.83%	A	36
2025/02/24	3.044	No Trade	No Trade	98.57%	60	Research	85	100	Research Defon Sell	12.62%	18.43%	A	38
2025/02/25	3.083	No Trade	No Trade	100.00%	60	Research	85	100	Research Defon Sell	13.97%	21.16%	A	40
2025/02/26	3.053	No Trade	No Trade	91.57%	60	Research	85	99	Research Defon Sell	12.79%	19.35%	A	42
2025/02/27	3.027	No Trade	No Trade	84.23%	50	Research	85	98	Research Defon Sell	11.76%	17.88%	B	43
2025/02/28	3.035	No Trade	No Trade	85.95%	60	Research	85	98	Research Defon Sell	12.01%	17.37%	B	43
2025/03/03	3.066	No Trade	No Trade	92.61%	60	Research	85	99	Research Defon Sell	12.94%	18.18%	A	41
2025/03/04	3.083	No Trade	No Trade	96.46%	60	Research	85	100	Research Defon Sell	13.47%	19.33%	A	39
2025/03/05	3.085	No Trade	No Trade	96.75%	60	Research	85	100	Research Defon Sell	13.51%	19.88%	A	39
2025/03/06	3.077	No Trade	No Trade	94.00%	60	Research	85	100	Research Defon Sell	13.13%	22.50%	A	40
2025/03/07	3.075	No Trade	No Trade	92.98%	60	Research	85	100	Research Defon Sell	12.99%	16.25%	A	39
2025/03/10	3.072	No Trade	No Trade	90.72%	100	Research	170	100	Research Defon Sell	12.67%	15.50%	AAA	37
2025/03/11	3.074	No Trade	No Trade	90.77%	100	Research	170	100	Research Defon Sell	12.68%	14.47%	AAA	33
2025/03/12	3.113	No Trade	No Trade	100.00%	100	Research	170	100	Research Defon Sell	14.03%	16.50%	AAA	33
2025/03/13	3.090	No Trade	No Trade	93.62%	100	Research	170	99	Research Defon Sell	13.14%	15.79%	AAA	35
2025/03/14	3.065	No Trade	No Trade	86.41%	100	Research	170	98	Research Defon Sell	12.13%	15.33%	AAA	33
2025/03/17	3.056	Sell_Panda_ST	No Trade	82.84%	90	Research	170	98	Research Defon Sell	11.63%	14.51%	AAA	29
2025/03/18	3.036	Sell_Panda_ST	Sell_Panda_ST	77.09%	90	Research	170	98	Research Defon Sell	10.82%	14.62%	AAA	23



Date	9_day	9 vs 21_day	33_day
2025/01/29	Buy_9day	Sell 9 vs 21	Buy 33_Day
2025/01/30	Buy_9day	Sell 9 vs 21	Buy 33_Day
2025/01/31	Buy_9day	Sell 9 vs 21	Buy 33_Day
2025/02/03	Buy_9day	Buy 9 vs 21	Buy 33_Day
2025/02/04	Buy_9day	Buy 9 vs 21	Buy 33_Day
2025/02/05	Buy_9day	Buy 9 vs 21	Buy 33_Day
2025/02/06	Buy_9day	Buy 9 vs 21	Buy 33_Day
2025/02/07	Buy_9day	Buy 9 vs 21	Buy 33_Day
2025/02/10	Buy_9day	Buy 9 vs 21	Buy 33_Day
2025/02/11	Buy_9day	Buy 9 vs 21	Buy 33_Day
2025/02/12	Buy_9day	Buy 9 vs 21	Buy 33_Day
2025/02/13	Buy_9day	Buy 9 vs 21	Buy 33_Day
2025/02/14	Buy_9day	Buy 9 vs 21	Buy 33_Day
2025/02/17	Buy_9day	Buy 9 vs 21	Buy 33_Day
2025/02/18	Buy_9day	Buy 9 vs 21	Buy 33_Day
2025/02/19	Buy_9day	Buy 9 vs 21	Buy 33_Day
2025/02/20	Buy_9day	Buy 9 vs 21	Buy 33_Day
2025/02/21	Buy_9day	Buy 9 vs 21	Buy 33_Day
2025/02/24	Buy_9day	Buy 9 vs 21	Buy 33_Day
2025/02/25	Buy_9day	Buy 9 vs 21	Buy 33_Day
2025/02/26	Buy_9day	Buy 9 vs 21	Buy 33_Day
2025/02/27	Buy_9day	Buy 9 vs 21	Buy 33_Day
2025/02/28	Buy_9day	Buy 9 vs 21	Buy 33_Day
2025/03/03	Buy_9day	Buy 9 vs 21	Buy 33_Day
2025/03/04	Buy_9day	Buy 9 vs 21	Buy 33_Day
2025/03/05	Buy_9day	Buy 9 vs 21	Buy 33_Day
2025/03/06	Buy_9day	Buy 9 vs 21	Buy 33_Day
2025/03/07	Buy_9day	Buy 9 vs 21	Buy 33_Day
2025/03/10	Buy_9day	Buy 9 vs 21	Buy 33_Day
2025/03/11	Buy_9day	Buy 9 vs 21	Buy 33_Day
2025/03/12	Buy_9day	Buy 9 vs 21	Buy 33_Day
2025/03/13	Buy_9day	Buy 9 vs 21	Buy 33_Day
2025/03/14	Sell_9day	Buy 9 vs 21	Buy 33_Day
2025/03/17	Sell_9day	Buy 9 vs 21	Buy 33_Day
2025/03/18	Sell_9day	Buy 9 vs 21	Buy 33_Day

Strategy Universe

Pairs\_NYSE\_Insurance

Ascendant guidance

Research

Strategy\_Open Date

2025/03/18

Caterpillar Guidance

Research

PGR.NYS

21 per. Mov. Avg. (PGR.NYS)

Linear (PGR.NYS)

ACGL.NAS

21 per. Mov. Avg. (ACGL.NAS)

Linear (ACGL.NAS)

(+) : Mom Days

107

(-) : Mom Days

0

Guided : Factor

66 day

324\_Buy Guidance

0.0%

324\_Sell Guidance

97.5%

Mom\_75 (days)

14.6%

9 vs 21 day

0.54%

Price vs 9 day

-1.20%

AMAT.NAS

B  
u  
y

Applied Materials  
Technology  
Semiconductors

New York

Market Cap : (B)

144 172

LRCX.NAS

Lam Research  
Technology  
Semiconductors

New York

Market Cap : (B)

93 465

Follow the " 3day to 5day waiting period " before entering the trade : understand the Graph, Trend and Variables

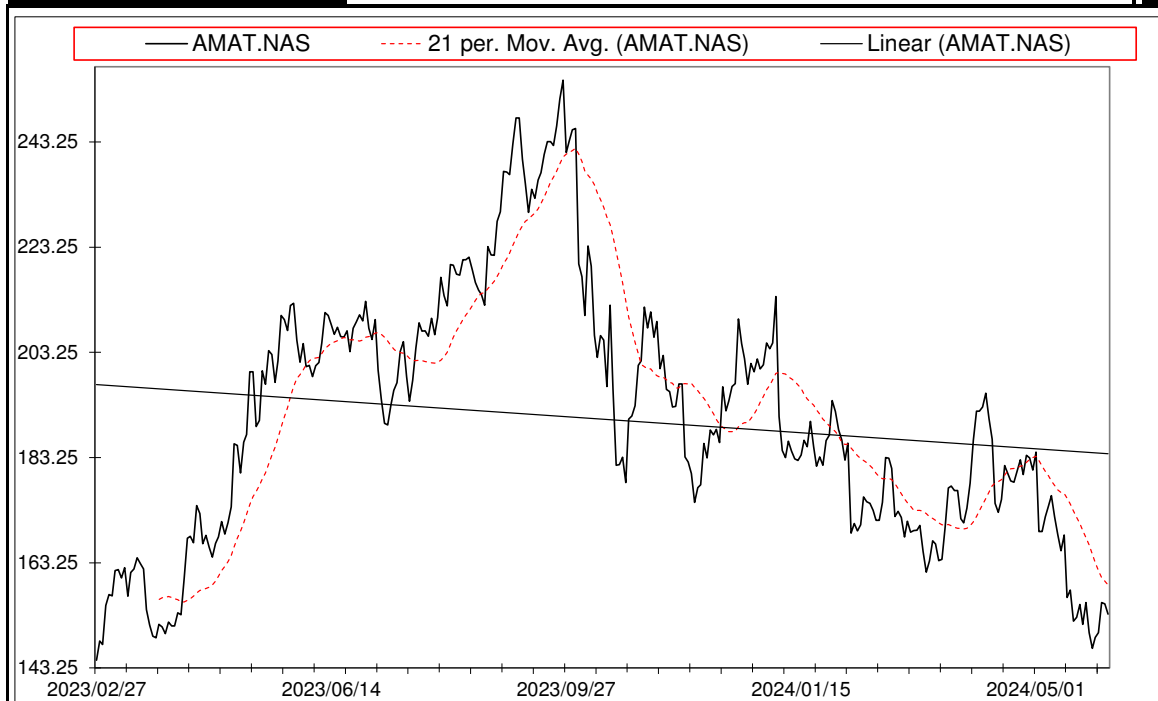
Plan your enrty levels. Focus on the process not the outcome. Expect further short-term deviation from the trade signal. "Patience"

-2.47720.132-8.129													
Date	Price or Relative Price	Short_Term_ Radar	Medium_ Term_Radar	Caterpillar_ %	Wise_ Owl(Rnk)	324_Factor	Factor_324	Defcon _Index	Defcon _Index_Trade	Margin of Safety	75_Day_Mom	Trade_Rating (Guidance)	Trendsum
2025/01/22	2.348	No Trade	No Trade	8.91%	0	Absolutely No	0	0	Absolutely no Trade	1.08%	-4.56%	C	22
2025/01/23	2.348	No Trade	No Trade	8.47%	0	Absolutely No	0	0	Absolutely no Trade	1.03%	-5.22%	C	21
2025/01/24	2.344	No Trade	No Trade	6.93%	0	Absolutely No	0	0	Absolutely no Trade	0.84%	-5.60%	C	20
2025/01/27	2.308	No Trade	No Trade	9.08%	0	Absolutely No	0	0	Absolutely no Trade	-0.74%	-6.92%	C	18
2025/01/28	2.320	No Trade	No Trade	3.21%	0	Absolutely No	0	0	Absolutely no Trade	-0.26%	-6.26%	C	16
2025/01/29	2.332	No Trade	No Trade	2.13%	0	Absolutely No	0	0	Absolutely no Trade	0.26%	-6.16%	C	13
2025/01/30	2.251	No Trade	No Trade	39.81%	0	Absolutely No	0	-90	Research Defcon Buy	-3.26%	-9.01%	C	8
2025/01/31	2.225	No Trade	No Trade	53.56%	0	Absolutely No	0	-91	Research Defcon Buy	-4.39%	-10.84%	C	3
2025/02/03	2.230	No Trade	No Trade	51.84%	0	Absolutely No	0	-91	Research Defcon Buy	-4.25%	-10.87%	C	-2
2025/02/04	2.235	No Trade	No Trade	49.54%	0	Absolutely No	0	-90	Research Defcon Buy	-4.06%	-10.25%	C	-6
2025/02/05	2.205	No Trade	No Trade	65.28%	0	Absolutely No	0	-92	Research Defcon Buy	-5.35%	-11.99%	C	-10
2025/02/06	2.207	No Trade	No Trade	64.44%	0	Absolutely No	0	-92	Research Defcon Buy	-5.28%	-13.74%	C	-13
2025/02/07	2.186	No Trade	No Trade	75.46%	50	Research	-85	-93	Research Defcon Buy	-6.18%	-13.67%	C	-16
2025/02/10	2.193	No Trade	No Trade	72.36%	0	Absolutely No	0	-93	Research Defcon Buy	-5.93%	-12.50%	C	-19
2025/02/11	2.200	No Trade	No Trade	68.98%	0	Absolutely No	0	-93	Research Defcon Buy	-5.65%	-12.25%	C	-22
2025/02/12	2.218	No Trade	No Trade	60.16%	0	Absolutely No	0	-92	Research Defcon Buy	-4.93%	-7.59%	C	-23
2025/02/13	2.212	No Trade	No Trade	63.24%	0	Absolutely No	0	-92	Research Defcon Buy	-5.18%	-7.87%	C	-24
2025/02/14	2.045	No Trade	No Trade	100.00%	50	Research	-85	-98	Research Defcon Buy	-12.37%	-16.76%	B	-27
2025/02/17	2.045	No Trade	No Trade	100.00%	50	Research	-85	-98	Research Defcon Buy	-12.42%	-15.78%	B	-27
2025/02/18	1.987	No Trade	No Trade	100.00%	50	Research	-85	-100	Research Defcon Buy	-14.93%	-18.04%	A	-29
2025/02/19	1.986	No Trade	No Trade	100.00%	60	Research	-85	-100	Research Defcon Buy	-14.98%	-18.70%	A	-31
2025/02/20	1.977	No Trade	No Trade	100.00%	60	Research	-85	-100	Research Defcon Buy	-15.36%	-19.35%	A	-33
2025/02/21	1.999	No Trade	No Trade	93.94%	60	Research	-85	-99	Research Defcon Buy	-14.43%	-18.44%	B	-35
2025/02/24	2.023	No Trade	No Trade	87.75%	60	Research	-85	-98	Research Defcon Buy	-13.48%	-17.13%	B	-36
2025/02/25	2.062	No Trade	No Trade	76.97%	50	Research	-85	-96	Research Defcon Buy	-11.82%	-15.58%	B	-38
2025/02/26	2.073	Buy_Panda_ST	No Trade	74.04%	50	Research	-85	-95	Research Defcon Buy	-11.37%	-15.41%	B	-38
2025/02/27	2.056	Buy_Panda_ST	No Trade	78.66%	50	Research	-85	-96	Research Defcon Buy	-12.08%	-16.26%	B	-33
2025/02/28	2.060	Buy_Panda_ST	No Trade	77.84%	50	Research	-85	-96	Research Defcon Buy	-11.96%	-16.79%	B	-29
2025/03/03	2.008	No Trade	No Trade	92.70%	50	Research	-85	-98	Research Defcon Buy	-14.24%	-18.56%	B	-25
2025/03/04	2.000	No Trade	No Trade	94.93%	50	Research	-85	-99	Research Defcon Buy	-14.58%	-19.20%	B	-23
2025/03/05	1.965	No Trade	No Trade	100.00%	50	Research	-85	-100	Research Defcon Buy	-16.09%	-20.99%	A	-23
2025/03/06	1.982	No Trade	No Trade	95.62%	50	Research	-85	-99	Research Defcon Buy	-15.39%	-17.80%	A	-23
2025/03/07	1.970	No Trade	No Trade	98.72%	50	Research	-85	-100	Research Defcon Buy	-15.89%	-18.56%	A	-24
2025/03/10	2.032	No Trade	No Trade	82.65%	50	Research	-85	-97	Research Defcon Buy	-13.30%	-15.78%	B	-25
2025/03/11	2.004	No Trade	No Trade	90.29%	50	Research	-85	-98	Research Defcon Buy	-14.53%	-17.67%	B	-25
2025/03/12	1.946	No Trade	No Trade	100.00%	50	Research	-85	-100	Research Defcon Buy	-17.00%	-19.02%	A	-27
2025/03/13	1.992	No Trade	No Trade	88.50%	90	Research	-170	-98	Research Defcon Buy	-15.04%	-17.24%	AAA	-26
2025/03/14	1.978	No Trade	No Trade	92.17%	90	Research	-170	-98	Research Defcon Buy	-15.67%	-16.47%	AAA	-26
2025/03/17	1.985	Buy_Panda_ST	No Trade	90.69%	90	Research	-170	-98	Research Defcon Buy	-15.41%	-16.68%	AAA	-25
2025/03/18	1.984	No Trade	No Trade	90.99%	90	Research	-170	-98	Research Defcon Buy	-15.47%	-17.10%	AAA	-24



Date	9 day	9 vs 21 day	33 day
2025/01/30	Sell_9day	Buy 9 vs 21	Sell 33_Day
2025/01/31	Sell_9day	Sell 9 vs 21	Sell 33_Day
2025/02/03	Sell_9day	Sell 9 vs 21	Sell 33_Day
2025/02/04	Sell_9day	Sell 9 vs 21	Sell 33_Day
2025/02/05	Sell_9day	Sell 9 vs 21	Sell 33_Day
2025/02/06	Sell_9day	Sell 9 vs 21	Sell 33_Day
2025/02/07	Sell_9day	Sell 9 vs 21	Sell 33_Day
2025/02/10	Sell_9day	Sell 9 vs 21	Sell 33_Day
2025/02/11	Sell_9day	Sell 9 vs 21	Sell 33_Day
2025/02/12	Buy_9day	Sell 9 vs 21	Sell 33_Day
2025/02/13	Buy_9day	Sell 9 vs 21	Sell 33_Day
2025/02/14	Sell_9day	Sell 9 vs 21	Sell 33_Day
2025/02/17	Sell_9day	Sell 9 vs 21	Sell 33_Day
2025/02/18	Sell_9day	Sell 9 vs 21	Sell 33_Day
2025/02/19	Sell_9day	Sell 9 vs 21	Sell 33_Day
2025/02/20	Sell_9day	Sell 9 vs 21	Sell 33_Day
2025/02/21	Sell_9day	Sell 9 vs 21	Sell 33_Day
2025/02/24	Sell_9day	Sell 9 vs 21	Sell 33_Day
2025/02/25	Buy_9day	Sell 9 vs 21	Sell 33_Day
2025/02/26	Buy_9day	Sell 9 vs 21	Sell 33_Day
2025/02/27	Buy_9day	Sell 9 vs 21	Sell 33_Day
2025/02/28	Buy_9day	Sell 9 vs 21	Sell 33_Day
2025/03/03	Sell_9day	Sell 9 vs 21	Sell 33_Day
2025/03/04	Sell_9day	Sell 9 vs 21	Sell 33_Day
2025/03/05	Sell_9day	Sell 9 vs 21	Sell 33_Day
2025/03/06	Sell_9day	Sell 9 vs 21	Sell 33_Day
2025/03/07	Sell_9day	Sell 9 vs 21	Sell 33_Day
2025/03/10	Buy_9day	Sell 9 vs 21	Sell 33_Day
2025/03/11	Sell_9day	Sell 9 vs 21	Sell 33_Day
2025/03/12	Sell_9day	Sell 9 vs 21	Sell 33_Day
2025/03/13	Buy_9day	Sell 9 vs 21	Sell 33_Day
2025/03/14	Sell_9day	Sell 9 vs 21	Sell 33_Day
2025/03/17	Buy_9day	Sell 9 vs 21	Sell 33_Day
2025/03/18	Sell_9day	Sell 9 vs 21	Sell 33_Day

Strategy Universe	Pairs_NYSE_Semiconductors	Ascendant guidance	Trade	Strategy_Open Date	2025/03/18	Caterpillar Guidance	Trade
-------------------	---------------------------	--------------------	-------	--------------------	------------	----------------------	-------



(+) : Mom Days	0
(-) : Mom Days	41
Guided : Factor	33 day
324_Buy Guidance	98.0%
324_Sell Guidance	0.0%
Mom_75 (days)	-17.1%
9 vs 21 day	-0.86%
Price vs 9 day	-0.08%

PEG.NYS

B

Public Service Enterprise Group

u

Utilities

y

Multi-Utilities

New York

Market Cap : (B)

46 036

DTE.NYS

DTE Energy

Utilities

Multi-Utilities

New York

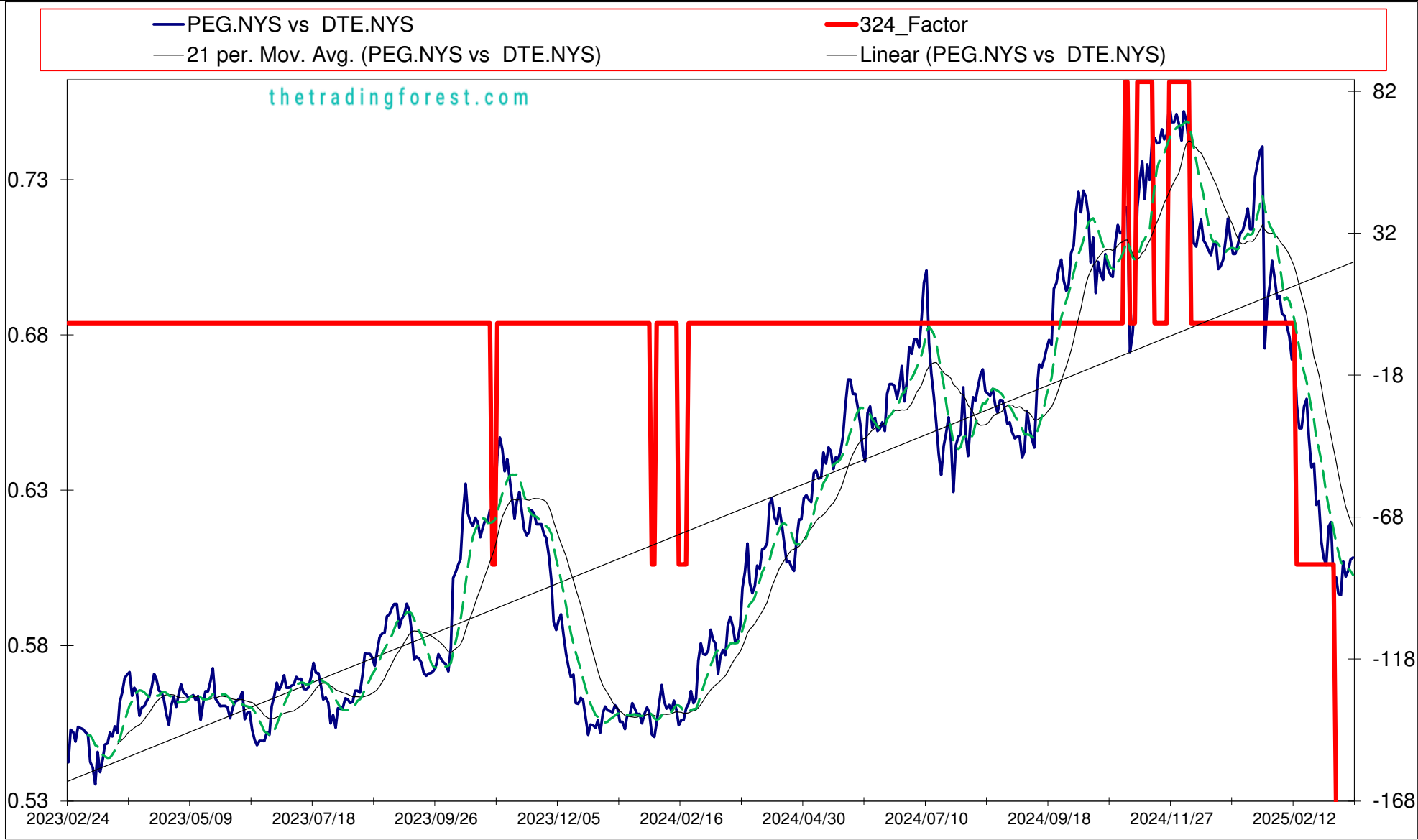
Market Cap : (B)

25 805

Follow the " 3day to 5day waiting period " before entering the trade : understand the Graph, Trend and Variables

Plan your enrty levels. Focus on the process not the outcome. Expect further short-term deviation from the trade signal. "Patience"

-2.299														45.594														-19.835															
Date	Price or Relative Price	Short_Term_ Radar	Medium_ Term_Radar	Caterpillar_ %	Wise_ Owl(Rnk)	324_Factor	Factor_324	Defcon _Index	Defcon _Index_Trade	Margin of Safety	75_Day_Mom	Trade_Rating (Guidance)	Trendsum																														
2025/01/22	0.734	No Trade	No Trade	27.74%	0	Absolutely No	0	97	Research Defon Sell	4.34%	2.16%	C	5																														
2025/01/23	0.738	No Trade	No Trade	31.15%	0	Absolutely No	0	98	Research Defon Sell	4.88%	1.79%	C	11																														
2025/01/24	0.739	No Trade	No Trade	32.23%	0	Absolutely No	0	98	Research Defon Sell	5.05%	2.94%	C	15																														
2025/01/27	0.674	No Trade	No Trade	64.64%	0	Absolutely No	0	-80	Research Defcon Buy	-4.31%	-7.00%	C	15																														
2025/01/28	0.689	No Trade	No Trade	33.74%	0	Absolutely No	0	-78	Absolutely no Trade	-2.25%	-4.69%	C	13																														
2025/01/29	0.695	No Trade	No Trade	22.68%	0	Absolutely No	0	-77	Absolutely no Trade	-1.51%	-3.13%	C	11																														
2025/01/30	0.703	No Trade	No Trade	6.84%	0	Absolutely No	0	-75	Absolutely no Trade	-0.46%	0.07%	C	8																														
2025/01/31	0.697	No Trade	No Trade	19.50%	0	Absolutely No	0	-76	Absolutely no Trade	-1.30%	-1.85%	C	8																														
2025/02/03	0.690	No Trade	No Trade	35.22%	0	Absolutely No	0	-77	Absolutely no Trade	-2.35%	-0.25%	C	9																														
2025/02/04	0.691	No Trade	No Trade	34.09%	0	Absolutely No	0	-77	Absolutely no Trade	-2.27%	-1.56%	C	9																														
2025/02/05	0.685	No Trade	No Trade	47.01%	0	Absolutely No	0	-78	Absolutely no Trade	-3.14%	-1.85%	C	9																														
2025/02/06	0.685	No Trade	No Trade	49.07%	0	Absolutely No	0	-78	Absolutely no Trade	-3.27%	-1.66%	C	7																														
2025/02/07	0.682	No Trade	No Trade	56.39%	0	Absolutely No	0	-79	Research Defcon Buy	-3.76%	-3.27%	C	3																														
2025/02/10	0.678	No Trade	No Trade	65.85%	0	Absolutely No	0	-80	Research Defcon Buy	-4.39%	-3.14%	C	0																														
2025/02/11	0.671	No Trade	No Trade	82.07%	0	Absolutely No	0	-81	Research Defcon Buy	-5.48%	-3.90%	C	-4																														
2025/02/12	0.675	No Trade	No Trade	74.22%	0	Absolutely No	0	-80	Research Defcon Buy	-4.95%	-3.23%	C	-9																														
2025/02/13	0.656	No Trade	No Trade	100.00%	30	Research	-85	-84	Research Defcon Buy	-7.60%	-7.32%	C	-15																														
2025/02/14	0.649	No Trade	No Trade	100.00%	30	Research	-85	-85	Research Defcon Buy	-8.72%	-9.16%	C	-19																														
2025/02/17	0.649	No Trade	No Trade	100.00%	30	Research	-85	-85	Research Defcon Buy	-8.84%	-8.82%	C	-21																														
2025/02/18	0.656	No Trade	No Trade	89.32%	30	Research	-85	-84	Research Defcon Buy	-7.90%	-7.88%	C	-23																														
2025/02/19	0.658	No Trade	No Trade	85.94%	30	Research	-85	-83	Research Defcon Buy	-7.60%	-8.57%	C	-23																														
2025/02/20	0.645	No Trade	No Trade	100.00%	50	Research	-85	-86	Research Defcon Buy	-9.41%	-10.34%	C	-24																														
2025/02/21	0.636	No Trade	No Trade	100.00%	50	Research	-85	-87	Research Defcon Buy	-10.76%	-5.50%	C	-26																														
2025/02/24	0.637	No Trade	No Trade	99.63%	50	Research	-85	-87	Research Defcon Buy	-10.72%	-6.12%	C	-29																														
2025/02/25	0.624	No Trade	No Trade	100.00%	50	Research	-85	-89	Research Defcon Buy	-12.63%	-9.49%	C	-32																														
2025/02/26	0.625	No Trade	No Trade	98.96%	50	Research	-85	-89	Research Defcon Buy	-12.50%	-13.13%	C	-35																														
2025/02/27	0.612	No Trade	No Trade	100.00%	50	Research	-85	-91	Research Defcon Buy	-14.36%	-15.98%	C	-38																														
2025/02/28	0.607	No Trade	No Trade	100.00%	50	Research	-85	-92	Research Defcon Buy	-15.12%	-17.36%	C	-40																														
2025/03/03	0.605	No Trade	No Trade	100.00%	50	Research	-85	-92	Research Defcon Buy	-15.57%	-16.30%	B	-41																														
2025/03/04	0.617	No Trade	No Trade	89.07%	50	Research	-85	-91	Research Defcon Buy	-13.87%	-15.88%	C	-43																														
2025/03/05	0.618	No Trade	No Trade	88.08%	50	Research	-85	-91	Research Defcon Buy	-13.72%	-15.12%	C	-44																														
2025/03/06	0.599	No Trade	No Trade	100.00%	50	Research	-85	-94	Research Defcon Buy	-16.46%	-19.16%	B	-43																														
2025/03/07	0.601	No Trade	No Trade	98.90%	90	Research	-170	-94	Research Defcon Buy	-16.27%	-19.07%	AA	-43																														
2025/03/10	0.595	No Trade	No Trade	100.00%	90	Research	-170	-95	Research Defcon Buy	-17.12%	-19.59%	AA	-44																														
2025/03/11	0.595	No Trade	No Trade	100.00%	90	Research	-170	-95	Research Defcon Buy	-17.22%	-19.67%	AA	-45																														
2025/03/12	0.606	No Trade	No Trade	91.49%	90	Research	-170	-93	Research Defcon Buy	-15.75%	-18.68%	AA	-45																														
2025/03/13	0.601	No Trade	No Trade	95.65%	90	Research	-170	-94	Research Defcon Buy	-16.47%	-18.98%	AA	-45																														
2025/03/14	0.603	No Trade	No Trade	94.33%	90	Research	-170	-93	Research Defcon Buy	-16.24%	-18.88%	AA	-44																														
2025/03/17	0.606	Buy_Panda_ST	No Trade	92.04%	90	Research	-170	-93	Research Defcon Buy	-15.85%	-19.51%	AA	-42																														
2025/03/18	0.607	Buy_Panda_ST	No Trade	91.75%	90	Research	-170	-93	Research Defcon Buy	-15.80%	-18.75%	AA	-37																														



Date	9 day	9 vs 21 day	33 day
2025/01/29	Sell_9day	Buy 9 vs 21	Sell 33_Day
2025/01/30	Sell_9day	Buy 9 vs 21	Sell 33_Day
2025/01/31	Sell_9day	Sell 9 vs 21	Sell 33_Day
2025/02/03	Sell_9day	Sell 9 vs 21	Sell 33_Day
2025/02/04	Sell_9day	Sell 9 vs 21	Sell 33_Day
2025/02/05	Sell_9day	Sell 9 vs 21	Sell 33_Day
2025/02/06	Sell_9day	Sell 9 vs 21	Sell 33_Day
2025/02/07	Sell_9day	Sell 9 vs 21	Sell 33_Day
2025/02/10	Sell_9day	Sell 9 vs 21	Sell 33_Day
2025/02/11	Sell_9day	Sell 9 vs 21	Sell 33_Day
2025/02/12	Sell_9day	Sell 9 vs 21	Sell 33_Day
2025/02/13	Sell_9day	Sell 9 vs 21	Sell 33_Day
2025/02/14	Sell_9day	Sell 9 vs 21	Sell 33_Day
2025/02/17	Sell_9day	Sell 9 vs 21	Sell 33_Day
2025/02/18	Sell_9day	Sell 9 vs 21	Sell 33_Day
2025/02/19	Sell_9day	Sell 9 vs 21	Sell 33_Day
2025/02/20	Sell_9day	Sell 9 vs 21	Sell 33_Day
2025/02/21	Sell_9day	Sell 9 vs 21	Sell 33_Day
2025/02/24	Sell_9day	Sell 9 vs 21	Sell 33_Day
2025/02/25	Sell_9day	Sell 9 vs 21	Sell 33_Day
2025/02/26	Sell_9day	Sell 9 vs 21	Sell 33_Day
2025/02/27	Sell_9day	Sell 9 vs 21	Sell 33_Day
2025/02/28	Sell_9day	Sell 9 vs 21	Sell 33_Day
2025/03/03	Sell_9day	Sell 9 vs 21	Sell 33_Day
2025/03/04	Sell_9day	Sell 9 vs 21	Sell 33_Day
2025/03/05	Sell_9day	Sell 9 vs 21	Sell 33_Day
2025/03/06	Sell_9day	Sell 9 vs 21	Sell 33_Day
2025/03/07	Sell_9day	Sell 9 vs 21	Sell 33_Day
2025/03/10	Sell_9day	Sell 9 vs 21	Sell 33_Day
2025/03/11	Sell_9day	Sell 9 vs 21	Sell 33_Day
2025/03/12	Buy_9day	Sell 9 vs 21	Sell 33_Day
2025/03/13	Sell_9day	Sell 9 vs 21	Sell 33_Day
2025/03/14	Sell_9day	Sell 9 vs 21	Sell 33_Day
2025/03/17	Buy_9day	Sell 9 vs 21	Sell 33_Day
2025/03/18	Buy_9day	Sell 9 vs 21	Sell 33_Day

Strategy Universe

Pairs\_NYSE\_Utilities

Ascendant guidance

Trade

Strategy\_Open Date

2025/03/18

Caterpillar Guidance

Trade

PEG.NYS

21 per. Mov. Avg. (PEG.NYS)

Linear (PEG.NYS)

DTE.NYS

21 per. Mov. Avg. (DTE.NYS)

Linear (DTE.NYS)

(+) : Mom Days

0

(-) : Mom Days

33

Guided : Factor

33 day

324\_Buy Guidance

88.9%

324\_Sell Guidance

0.0%

Mom\_75 (days)

-18.8%

9 vs 21 day

-2.50%

Price vs 9 day

0.94%

S  
e  
|  
|

IBE.MAD

Iberdrola S.A.

Utilities

Gas, Water & Multiutilities

Spain

Market Cap : (B)

83 929

SSE.LSE

SSE Plc

Utilities

Gas, Water & Multiutilities

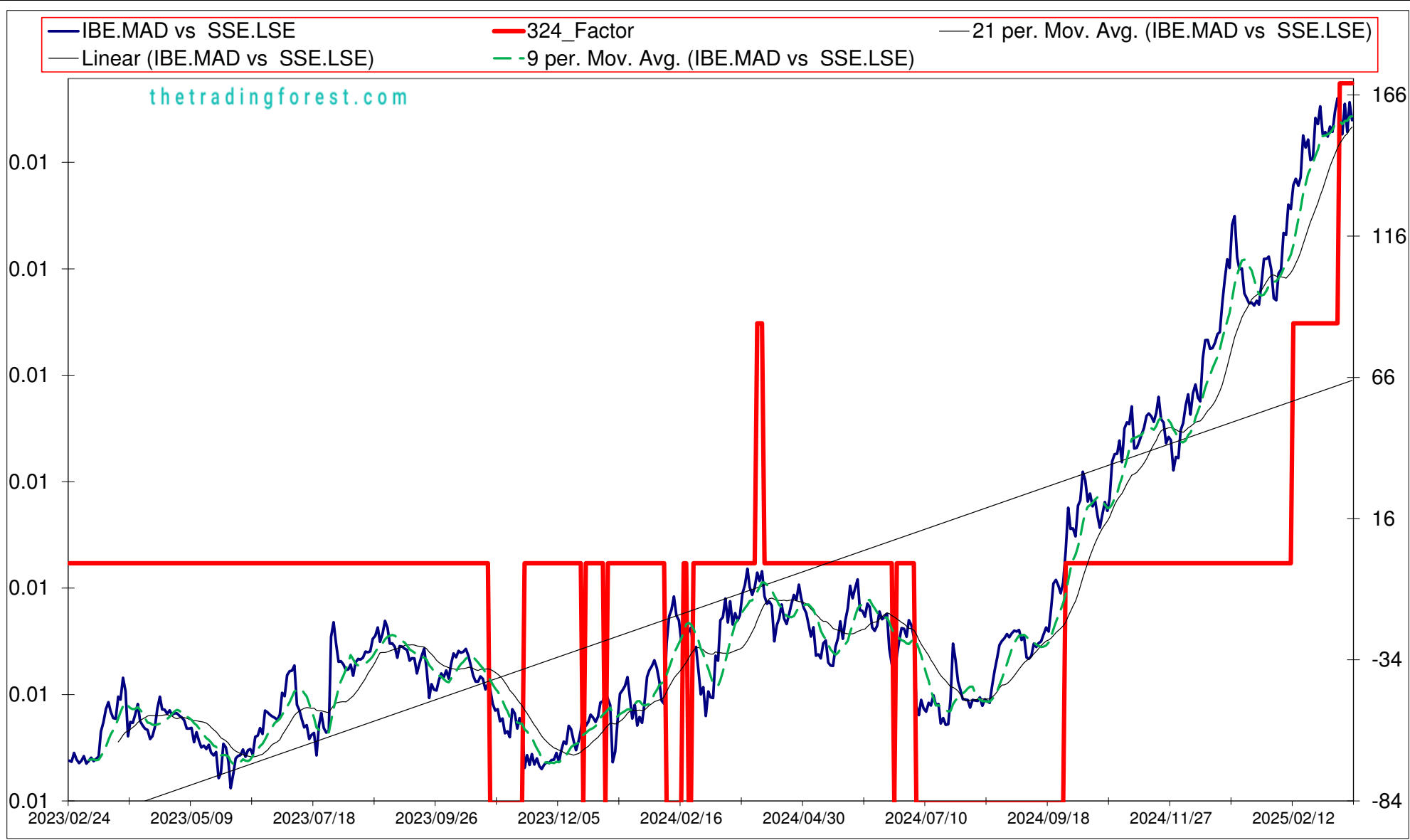
United Kingdom

Market Cap : (B)

19 157

Plan your enrty levels. Focus on the process not the outcome. Expect further short-term deviation from the trade signal. "Patience"

-2.266															65.732															-29.013														
Date	Price or Relative Price	Short_Term_ Radar	Medium_ Term_Radar	Caterpillar_ %	Wise_ Owl(Rnk)	324_Factor	Factor_324	Defcon _Index	Defcon _Index_Trade	Margin of Safety	75_Day_Mom	Trade_Rating (Guidance)	Trendsum																															
2025/01/22	0.008	No Trade	No Trade	11.55%	0	Absolutely No	0	95	Research Defon Sell	2.06%	15.29%	C	9																															
2025/01/23	0.008	No Trade	No Trade	10.30%	0	Absolutely No	0	95	Research Defon Sell	1.77%	12.78%	C	4																															
2025/01/24	0.008	No Trade	No Trade	18.14%	0	Absolutely No	0	96	Research Defon Sell	2.92%	13.76%	C	2																															
2025/01/27	0.009	No Trade	No Trade	27.29%	0	Absolutely No	0	98	Research Defon Sell	4.13%	13.26%	C	2																															
2025/01/28	0.009	No Trade	No Trade	27.50%	0	Absolutely No	0	98	Research Defon Sell	4.06%	13.87%	C	4																															
2025/01/29	0.009	No Trade	No Trade	27.98%	0	Absolutely No	0	98	Research Defon Sell	4.13%	15.54%	C	6																															
2025/01/30	0.008	No Trade	No Trade	22.49%	0	Absolutely No	0	97	Research Defon Sell	3.32%	14.14%	C	8																															
2025/01/31	0.008	No Trade	No Trade	11.35%	0	Absolutely No	0	96	Research Defon Sell	1.61%	13.24%	C	8																															
2025/02/03	0.008	No Trade	No Trade	9.56%	0	Absolutely No	0	95	Research Defon Sell	1.30%	12.68%	C	8																															
2025/02/04	0.008	No Trade	No Trade	20.31%	0	Absolutely No	0	97	Research Defon Sell	2.76%	15.54%	C	6																															
2025/02/05	0.008	No Trade	No Trade	22.36%	0	Absolutely No	0	97	Research Defon Sell	2.92%	16.65%	C	4																															
2025/02/06	0.009	No Trade	No Trade	41.95%	0	Absolutely No	0	99	Research Defon Sell	4.94%	18.02%	C	4																															
2025/02/07	0.009	No Trade	No Trade	43.41%	0	Absolutely No	0	99	Research Defon Sell	4.75%	16.95%	C	4																															
2025/02/10	0.009	No Trade	No Trade	57.38%	0	Absolutely No	0	100	Research Defon Sell	6.27%	19.55%	C	6																															
2025/02/11	0.009	No Trade	No Trade	58.75%	0	Absolutely No	0	100	Research Defon Sell	5.95%	18.34%	C	8																															
2025/02/12	0.009	No Trade	No Trade	71.49%	50	Research	85	100	Research Defon Sell	7.24%	17.10%	A	10																															
2025/02/13	0.009	No Trade	No Trade	74.37%	50	Research	85	100	Research Defon Sell	7.53%	16.97%	A	14																															
2025/02/14	0.009	No Trade	No Trade	69.79%	50	Research	85	100	Research Defon Sell	7.07%	16.50%	A	18																															
2025/02/17	0.009	No Trade	No Trade	72.39%	50	Research	85	100	Research Defon Sell	7.33%	16.07%	A	21																															
2025/02/18	0.009	No Trade	No Trade	95.13%	50	Research	85	100	Research Defon Sell	9.64%	20.23%	A	21																															
2025/02/19	0.009	No Trade	No Trade	91.67%	50	Research	85	99	Research Defon Sell	8.88%	17.03%	A	23																															
2025/02/20	0.009	No Trade	No Trade	96.06%	50	Research	85	100	Research Defon Sell	9.26%	17.07%	A	24																															
2025/02/21	0.009	No Trade	No Trade	83.44%	50	Research	85	99	Research Defon Sell	8.04%	15.97%	B	25																															
2025/02/24	0.009	No Trade	No Trade	82.21%	50	Research	85	99	Research Defon Sell	7.92%	14.84%	C	23																															
2025/02/25	0.009	No Trade	No Trade	100.00%	50	Research	85	100	Research Defon Sell	10.13%	20.29%	A	25																															
2025/02/26	0.009	No Trade	No Trade	95.91%	50	Research	85	100	Research Defon Sell	9.72%	19.86%	A	29																															
2025/02/27	0.009	No Trade	No Trade	100.00%	60	Research	85	100	Research Defon Sell	10.64%	20.52%	A	32																															
2025/02/28	0.009	No Trade	No Trade	84.51%	50	Research	85	99	Research Defon Sell	8.99%	18.28%	B	35																															
2025/03/03	0.009	No Trade	No Trade	83.84%	50	Research	85	99	Research Defon Sell	8.92%	17.93%	B	35																															
2025/03/04	0.009	No Trade	No Trade	80.84%	50	Research	85	98	Research Defon Sell	8.60%	16.82%	B	33																															
2025/03/05	0.009	No Trade	No Trade	85.39%	50	Research	85	99	Research Defon Sell	9.09%	17.24%	B	30																															
2025/03/06	0.009	Sell_Panda_ST	No Trade	82.07%	50	Research	85	99	Research Defon Sell	8.73%	17.13%	B	28																															
2025/03/07	0.009	No Trade	No Trade	92.14%	50	Research	85	100	Research Defon Sell	9.81%	18.75%	A	26																															
2025/03/10	0.009	No Trade	No Trade	97.03%	50	Research	85	100	Research Defon Sell	10.33%	18.88%	A	25																															
2025/03/11	0.009	No Trade	No Trade	88.21%	90	Research	170	99	Research Defon Sell	9.39%	16.83%	AAA	26																															
2025/03/12	0.009	No Trade	No Trade	76.91%	90	Research	170	98	Research Defon Sell	8.18%	17.17%	AAA	26																															
2025/03/13	0.009	No Trade	No Trade	92.11%	90	Research	170	100	Research Defon Sell	9.80%	19.25%	AAA	25																															
2025/03/14	0.009	Sell_Panda_ST	No Trade	76.71%	90	Research	170	98	Research Defon Sell	8.16%	19.03%	AAA	24																															
2025/03/17	0.009	No Trade	No Trade	90.46%	90	Research	170	100	Research Defon Sell	9.63%	20.40%	AAA	23																															
2025/03/18	0.009	Sell_Panda_ST	No Trade	80.44%	90	Research	170	99	Research Defon Sell	8.56%	19.54%	AAA	21																															



Date	9 day	9 vs 21 day	33 day
2025/01/29	Buy_9day	Sell 9 vs 21	Buy 33_Day
2025/01/30	Buy_9day	Sell 9 vs 21	Buy 33_Day
2025/01/31	Sell_9day	Sell 9 vs 21	Buy 33_Day
2025/02/03	Sell_9day	Sell 9 vs 21	Buy 33_Day
2025/02/04	Buy_9day	Sell 9 vs 21	Buy 33_Day
2025/02/05	Buy_9day	Buy 9 vs 21	Buy 33_Day
2025/02/06	Buy_9day	Buy 9 vs 21	Buy 33_Day
2025/02/07	Buy_9day	Buy 9 vs 21	Buy 33_Day
2025/02/10	Buy_9day	Buy 9 vs 21	Buy 33_Day
2025/02/11	Buy_9day	Buy 9 vs 21	Buy 33_Day
2025/02/12	Buy_9day	Buy 9 vs 21	Buy 33_Day
2025/02/13	Buy_9day	Buy 9 vs 21	Buy 33_Day
2025/02/14	Buy_9day	Buy 9 vs 21	Buy 33_Day
2025/02/17	Buy_9day	Buy 9 vs 21	Buy 33_Day
2025/02/18	Buy_9day	Buy 9 vs 21	Buy 33_Day
2025/02/19	Buy_9day	Buy 9 vs 21	Buy 33_Day
2025/02/20	Buy_9day	Buy 9 vs 21	Buy 33_Day
2025/02/21	Buy_9day	Buy 9 vs 21	Buy 33_Day
2025/02/24	Buy_9day	Buy 9 vs 21	Buy 33_Day
2025/02/25	Buy_9day	Buy 9 vs 21	Buy 33_Day
2025/02/26	Buy_9day	Buy 9 vs 21	Buy 33_Day
2025/02/27	Buy_9day	Buy 9 vs 21	Buy 33_Day
2025/02/28	Buy_9day	Buy 9 vs 21	Buy 33_Day
2025/03/03	Buy_9day	Buy 9 vs 21	Buy 33_Day
2025/03/04	Sell_9day	Buy 9 vs 21	Buy 33_Day
2025/03/05	Buy_9day	Buy 9 vs 21	Buy 33_Day
2025/03/06	Sell_9day	Buy 9 vs 21	Buy 33_Day
2025/03/07	Buy_9day	Buy 9 vs 21	Buy 33_Day
2025/03/10	Buy_9day	Buy 9 vs 21	Buy 33_Day
2025/03/11	Buy_9day	Buy 9 vs 21	Buy 33_Day
2025/03/12	Sell_9day	Buy 9 vs 21	Buy 33_Day
2025/03/13	Buy_9day	Buy 9 vs 21	Buy 33_Day
2025/03/14	Sell_9day	Buy 9 vs 21	Buy 33_Day
2025/03/17	Buy_9day	Buy 9 vs 21	Buy 33_Day
2025/03/18	Sell_9day	Buy 9 vs 21	Buy 33_Day

Strategy Universe

Euro\_Utilities\_Pairs

Ascendant guidance

Research

Strategy\_Open Date

2025/03/18

Caterpillar Guidance

Research

— IBE.MAD    - - - 21 per. Mov. Avg. (IBE.MAD)    — Linear (IBE.MAD)

13.88  
13.38  
12.88  
12.38  
11.88  
11.38  
10.88  
10.38

2023/02/27    2023/06/14    2023/09/27    2024/01/15    2024/05/01

— SSE.LSE    - - - 21 per. Mov. Avg. (SSE.LSE)    — Linear (SSE.LSE)

1948.87  
1848.87  
1748.87  
1648.87  
1548.87  
1448.87

2023/02/27    2023/06/14    2023/09/27    2024/01/15    2024/05/01

(+) : Mom Days

123

(-) : Mom Days

0

Guided : Factor

66 day

324\_Buy Guidance

0.0%

324\_Sell Guidance

98.9%

Mom\_75 (days)

19.5%

9 vs 21 day

0.54%

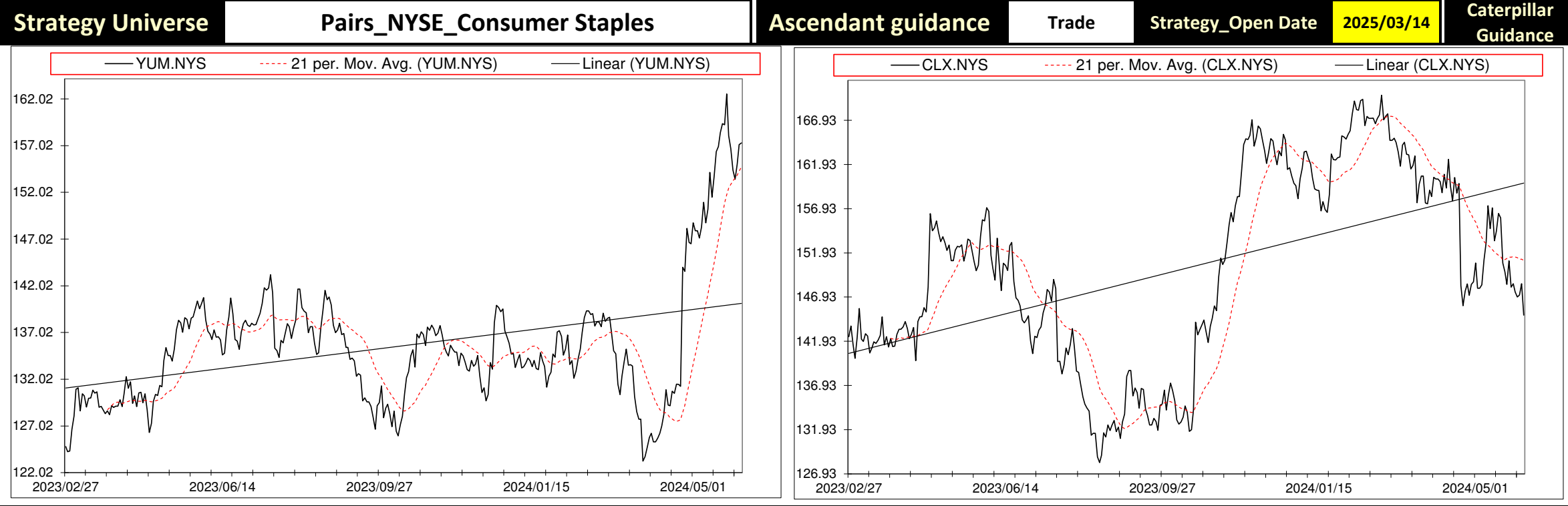
Price vs 9 day

-0.19%





Date	9 day	9 vs 21 day	33 day
2025/01/29	Buy_9day	Sell 9 vs 21	Buy 33_Day
2025/01/30	Buy_9day	Buy 9 vs 21	Buy 33_Day
2025/01/31	Buy_9day	Buy 9 vs 21	Buy 33_Day
2025/02/03	Buy_9day	Buy 9 vs 21	Buy 33_Day
2025/02/04	Buy_9day	Buy 9 vs 21	Buy 33_Day
2025/02/05	Buy_9day	Buy 9 vs 21	Buy 33_Day
2025/02/06	Buy_9day	Buy 9 vs 21	Buy 33_Day
2025/02/07	Buy_9day	Buy 9 vs 21	Buy 33_Day
2025/02/10	Buy_9day	Buy 9 vs 21	Buy 33_Day
2025/02/11	Buy_9day	Buy 9 vs 21	Buy 33_Day
2025/02/12	Buy_9day	Buy 9 vs 21	Buy 33_Day
2025/02/13	Buy_9day	Buy 9 vs 21	Buy 33_Day
2025/02/14	Buy_9day	Buy 9 vs 21	Buy 33_Day
2025/02/17	Buy_9day	Buy 9 vs 21	Buy 33_Day
2025/02/18	Buy_9day	Buy 9 vs 21	Buy 33_Day
2025/02/19	Sell_9day	Buy 9 vs 21	Buy 33_Day
2025/02/20	Sell_9day	Buy 9 vs 21	Buy 33_Day
2025/02/21	Sell_9day	Buy 9 vs 21	Buy 33_Day
2025/02/24	Sell_9day	Buy 9 vs 21	Buy 33_Day
2025/02/25	Sell_9day	Buy 9 vs 21	Buy 33_Day
2025/02/26	Buy_9day	Buy 9 vs 21	Buy 33_Day
2025/02/27	Buy_9day	Buy 9 vs 21	Buy 33_Day
2025/02/28	Buy_9day	Buy 9 vs 21	Buy 33_Day
2025/03/03	Buy_9day	Buy 9 vs 21	Buy 33_Day
2025/03/04	Buy_9day	Buy 9 vs 21	Buy 33_Day
2025/03/05	Buy_9day	Buy 9 vs 21	Buy 33_Day
2025/03/06	Buy_9day	Buy 9 vs 21	Buy 33_Day
2025/03/07	Buy_9day	Buy 9 vs 21	Buy 33_Day
2025/03/10	Buy_9day	Buy 9 vs 21	Buy 33_Day
2025/03/11	Buy_9day	Buy 9 vs 21	Buy 33_Day
2025/03/12	Sell_9day	Buy 9 vs 21	Buy 33_Day
2025/03/13	Sell_9day	Buy 9 vs 21	Buy 33_Day
2025/03/14	Sell_9day	Buy 9 vs 21	Buy 33_Day
2025/03/17	Sell_9day	Buy 9 vs 21	Buy 33_Day
2025/03/18	Buy_9day	Buy 9 vs 21	Buy 33_Day



(+) : Mom Days	32
(-) : Mom Days	0
Guided : Factor	9 vs 21 day
324_Buy Guidance	0.0%
324_Sell Guidance	100.0%
Mom_75 (days)	30.3%
9 vs 21 day	3.65%
Price vs 9 day	2.19%

S  
e  
l  
l

AME.NYS

Ametek

Industrial

Electrical Equipment

New York

Market Cap : (B)

45 656

Follow the " 3day to 5day waiting period " before entering the trade : understand the Graph, Trend and Variables

IEX.NYS

IDEX Corporation

Industrial

Machinery

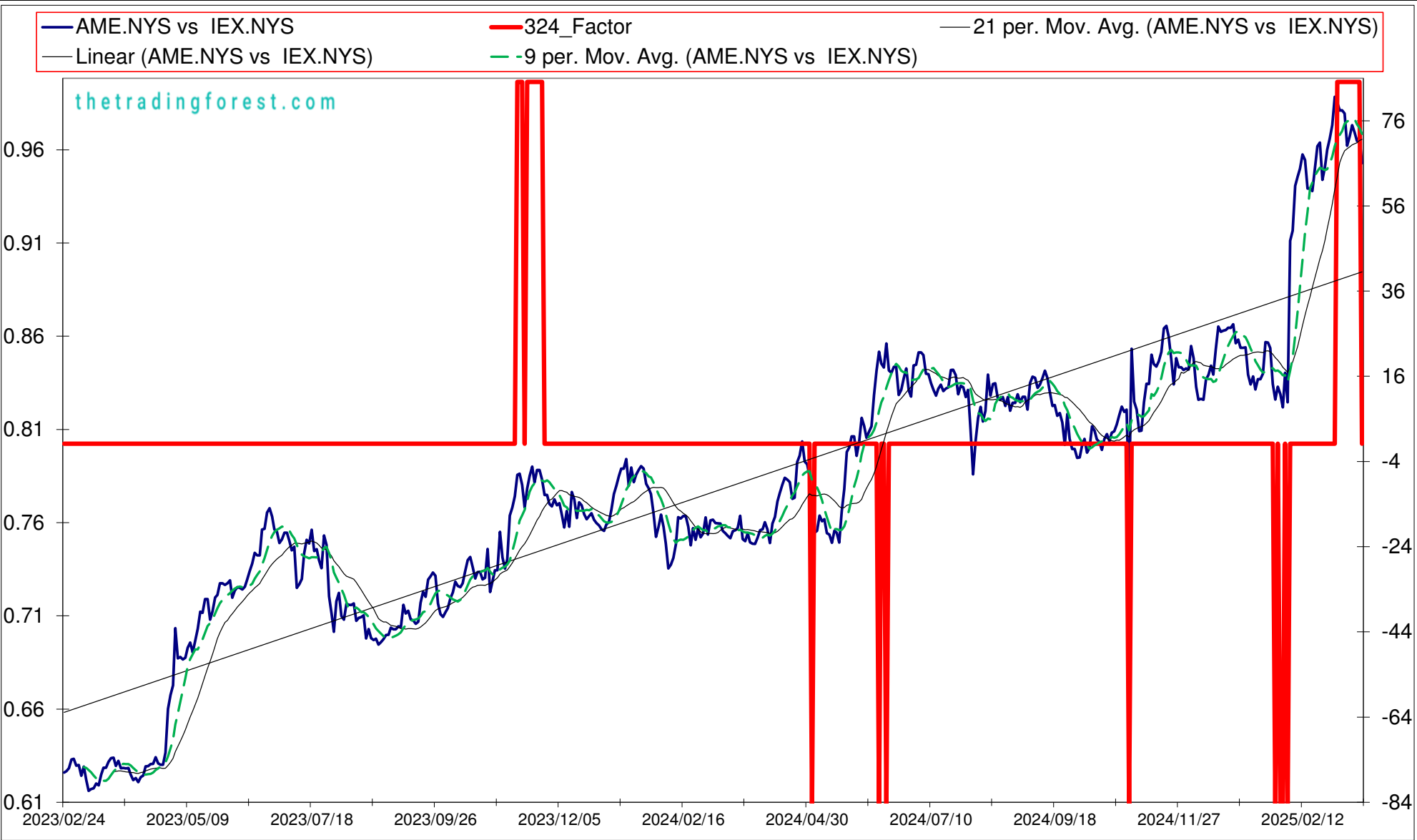
New York

Market Cap : (B)

17 606

Plan your enrty levels. Focus on the process not the outcome. Expect further short-term deviation from the trade signal. "Patience"

-2.319															40.804															-17.596														
Date	Price or Relative Price	Short_Term_ Radar	Medium_ Term_Radar	Caterpillar_ %	Wise_ Owl(Rnk)	324_Factor	Factor_324	Defcon _Index	Defcon _Index_Trade	Margin of Safety	75_Day_Mom	Trade_Rating (Guidance)	Trendsum																															
2025/01/22	0.858	No Trade	No Trade	28.54%	0	Absolutely No	0	99	Research Defon Sell	-2.67%	6.95%	C	-18																															
2025/01/23	0.858	No Trade	No Trade	29.15%	0	Absolutely No	0	99	Research Defon Sell	-2.73%	6.42%	C	-13																															
2025/01/24	0.855	No Trade	No Trade	33.22%	0	Absolutely No	0	99	Research Defon Sell	-3.11%	7.03%	C	-10																															
2025/01/27	0.835	No Trade	No Trade	57.76%	0	Absolutely No	0	96	Research Defon Sell	-5.41%	4.29%	C	-8																															
2025/01/28	0.827	No Trade	No Trade	68.27%	50	Research	-85	95	Research Defon Sell	-6.39%	1.76%	C	-9																															
2025/01/29	0.834	No Trade	No Trade	60.25%	0	Absolutely No	0	96	Research Defon Sell	-5.64%	2.91%	C	-12																															
2025/01/30	0.830	No Trade	No Trade	65.39%	50	Research	-85	96	Research Defon Sell	-6.12%	3.01%	C	-14																															
2025/01/31	0.823	No Trade	No Trade	74.43%	0	Research	-85	0	Absolutely no Trade	-6.97%	2.30%	C	-16																															
2025/02/03	0.841	No Trade	No Trade	53.25%	0	Absolutely No	0	97	Research Defon Sell	-4.99%	5.16%	C	-19																															
2025/02/04	0.826	No Trade	No Trade	72.69%	50	Research	-85	95	Research Defon Sell	-6.81%	2.44%	C	-22																															
2025/02/05	0.912	No Trade	No Trade	37.42%	0	Absolutely No	0	100	Research Defon Sell	2.94%	12.83%	C	-21																															
2025/02/06	0.918	No Trade	No Trade	44.71%	0	Absolutely No	0	100	Research Defon Sell	3.51%	14.04%	C	-19																															
2025/02/07	0.942	No Trade	No Trade	78.72%	30	Absolutely No	0	100	Research Defon Sell	6.18%	16.37%	C	-15																															
2025/02/10	0.947	No Trade	No Trade	84.29%	30	Absolutely No	0	100	Research Defon Sell	6.62%	16.88%	C	-11																															
2025/02/11	0.951	No Trade	No Trade	89.85%	30	Absolutely No	0	100	Research Defon Sell	7.06%	16.88%	C	-6																															
2025/02/12	0.958	No Trade	No Trade	100.00%	30	Absolutely No	0	100	Research Defon Sell	7.87%	17.08%	C	-2																															
2025/02/13	0.955	No Trade	No Trade	95.16%	30	Absolutely No	0	100	Research Defon Sell	7.49%	16.07%	C	2																															
2025/02/14	0.940	No Trade	No Trade	72.86%	0	Absolutely No	0	98	Research Defon Sell	5.73%	14.61%	C	3																															
2025/02/17	0.940	No Trade	No Trade	71.30%	0	Absolutely No	0	98	Research Defon Sell	5.61%	14.45%	C	4																															
2025/02/18	0.939	No Trade	No Trade	68.81%	0	Absolutely No	0	98	Research Defon Sell	5.41%	21.53%	C	4																															
2025/02/19	0.951	No Trade	No Trade	85.24%	30	Absolutely No	0	99	Research Defon Sell	6.71%	11.30%	C	2																															
2025/02/20	0.963	No Trade	No Trade	100.00%	30	Absolutely No	0	100	Research Defon Sell	8.02%	16.58%	C	3																															
2025/02/21	0.965	No Trade	No Trade	100.00%	30	Absolutely No	0	100	Research Defon Sell	8.20%	17.44%	C	5																															
2025/02/24	0.945	No Trade	No Trade	71.24%	0	Absolutely No	0	98	Research Defon Sell	5.84%	16.65%	C	7																															
2025/02/25	0.952	No Trade	No Trade	80.05%	0	Absolutely No	0	99	Research Defon Sell	6.57%	17.46%	C	9																															
2025/02/26	0.961	No Trade	No Trade	92.36%	30	Absolutely No	0	100	Research Defon Sell	7.58%	16.43%	C	9																															
2025/02/27	0.967	No Trade	No Trade	99.81%	30	Absolutely No	0	100	Research Defon Sell	8.19%	15.73%	C	12																															
2025/02/28	0.974	No Trade	No Trade	100.00%	30	Absolutely No	0	100	Research Defon Sell	8.95%	16.62%	C	14																															
2025/03/03	0.989	No Trade	No Trade	100.00%	30	Absolutely No	0	100	Research Defon Sell	10.54%	16.28%	C	16																															
2025/03/04	0.986	No Trade	No Trade	96.19%	50	Research	85	100	Research Defon Sell	10.14%	16.59%	A	20																															
2025/03/05	0.982	No Trade	No Trade	91.27%	50	Research	85	99	Research Defon Sell	9.62%	16.26%	A	22																															
2025/03/06	0.982	No Trade	No Trade	91.05%	50	Research	85	99	Research Defon Sell	9.60%	15.88%	A	23																															
2025/03/07	0.980	No Trade	No Trade	88.81%	50	Research	85	99	Research Defon Sell	9.36%	15.00%	A	21																															
2025/03/10	0.963	Sell_Panda_ST	No Trade	69.36%	50	Research	85	97	Research Defon Sell	7.31%	11.33%	C	21																															
2025/03/11	0.968	Sell_Panda_ST	No Trade	74.14%	50	Research	85	98	Research Defon Sell	7.82%	11.72%	C	20																															
2025/03/12	0.974	Sell_Panda_ST	No Trade	80.24%	50	Research	85	98	Research Defon Sell	8.46%	13.19%	C	17																															
2025/03/13	0.970	Sell_Panda_ST	No Trade	75.56%	50	Research	85	98	Research Defon Sell	7.97%	14.28%	C	14																															
2025/03/14	0.966	No Trade	No Trade	70.50%	50	Research	85	98	Research Defon Sell	7.43%	15.65%	B	10																															
2025/03/17	0.968	No Trade	No Trade	71.42%	50	Research	85	98	Research Defon Sell	7.53%	13.96%	C	7																															
2025/03/18	0.954	No Trade	No Trade	56.31%	0	Absolutely No	0	96	Research Defon Sell	5.94%	12.97%	C	2																															



Date	9 day	9 vs 21 day	33 day
2025/01/29	Sell_9day	Sell 9 vs 21	Sell 33_Day
2025/01/30	Sell_9day	Sell 9 vs 21	Sell 33_Day
2025/01/31	Sell_9day	Sell 9 vs 21	Sell 33_Day
2025/02/03	Buy_9day	Sell 9 vs 21	Sell 33_Day
2025/02/04	Sell_9day	Sell 9 vs 21	Sell 33_Day
2025/02/05	Buy_9day	Sell 9 vs 21	Buy 33_Day
2025/02/06	Buy_9day	Buy 9 vs 21	Buy 33_Day
2025/02/07	Buy_9day	Buy 9 vs 21	Buy 33_Day
2025/02/10	Buy_9day	Buy 9 vs 21	Buy 33_Day
2025/02/11	Buy_9day	Buy 9 vs 21	Buy 33_Day
2025/02/12	Buy_9day	Buy 9 vs 21	Buy 33_Day
2025/02/13	Buy_9day	Buy 9 vs 21	Buy 33_Day
2025/02/14	Buy_9day	Buy 9 vs 21	Buy 33_Day
2025/02/17	Sell_9day	Buy 9 vs 21	Buy 33_Day
2025/02/18	Sell_9day	Buy 9 vs 21	Buy 33_Day
2025/02/19	Buy_9day	Buy 9 vs 21	Buy 33_Day
2025/02/20	Buy_9day	Buy 9 vs 21	Buy 33_Day
2025/02/21	Buy_9day	Buy 9 vs 21	Buy 33_Day
2025/02/24	Sell_9day	Buy 9 vs 21	Buy 33_Day
2025/02/25	Buy_9day	Buy 9 vs 21	Buy 33_Day
2025/02/26	Buy_9day	Buy 9 vs 21	Buy 33_Day
2025/02/27	Buy_9day	Buy 9 vs 21	Buy 33_Day
2025/02/28	Buy_9day	Buy 9 vs 21	Buy 33_Day
2025/03/03	Buy_9day	Buy 9 vs 21	Buy 33_Day
2025/03/04	Buy_9day	Buy 9 vs 21	Buy 33_Day
2025/03/05	Buy_9day	Buy 9 vs 21	Buy 33_Day
2025/03/06	Buy_9day	Buy 9 vs 21	Buy 33_Day
2025/03/07	Buy_9day	Buy 9 vs 21	Buy 33_Day
2025/03/10	Sell_9day	Buy 9 vs 21	Buy 33_Day
2025/03/11	Sell_9day	Buy 9 vs 21	Buy 33_Day
2025/03/12	Sell_9day	Buy 9 vs 21	Buy 33_Day
2025/03/13	Sell_9day	Buy 9 vs 21	Buy 33_Day
2025/03/14	Sell_9day	Buy 9 vs 21	Buy 33_Day
2025/03/17	Sell_9day	Buy 9 vs 21	Buy 33_Day
2025/03/18	Sell_9day	Buy 9 vs 21	Buy 33_Day

Strategy Universe	Pairs_NYSE_Industrial	Ascendant guidance	Trade	Strategy_Open Date	2025/03/14	Caterpillar Guidance	Apply Caution	
<div><div><div>AME.NYS</div><div>21 per. Mov. Avg. (AME.NYS)</div><div>Linear (AME.NYS)</div></div><div><div>IEX.NYS</div><div>21 per. Mov. Avg. (IEX.NYS)</div><div>Linear (IEX.NYS)</div></div></div>								
							(+) : Mom Days	30
							(-) : Mom Days	0
							Guided : Factor	9 vs 21 day
							324_Buy Guidance	0.0%
							324_Sell Guidance	96.4%
							Mom_75 (days)	13.0%
							9 vs 21 day	0.30%
							Price vs 9 day	-1.62%

S  
e  
i  
l

WM.NYS

Waste Management

Industrial

Commercial Services & Supplies

New York

Market Cap : (B)

90 070

J.NYS

Jacobs Solutions

Industrial

Professional Services

New York

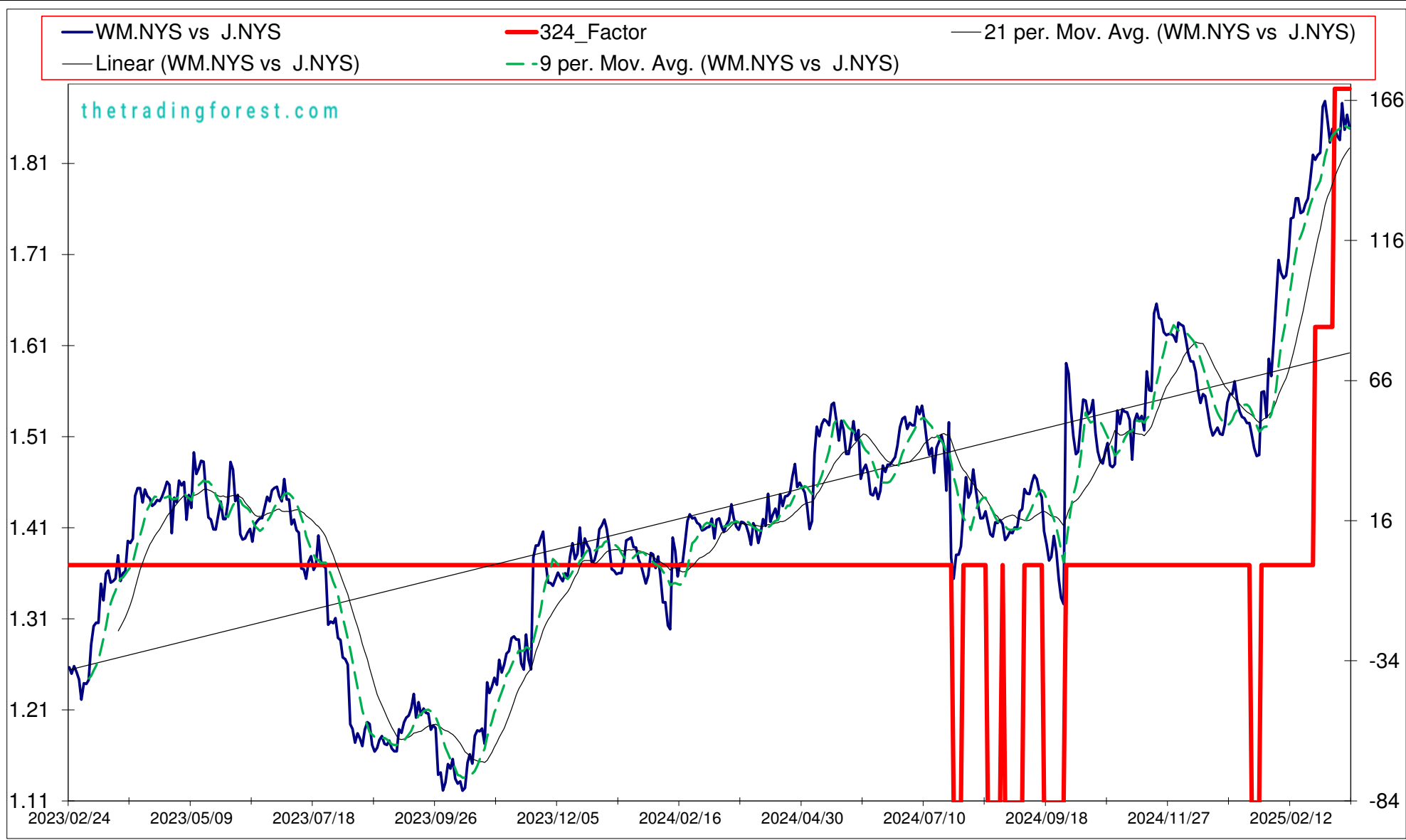
Market Cap : (B)

17 067

Follow the " 3day to 5day waiting period " before entering the trade : understand the Graph, Trend and Variables

Plan your enrty levels. Focus on the process not the outcome. Expect further short-term deviation from the trade signal. "Patience"

-2.305														45.777		-19.861	
Date	Price or Relative Price	Short_Term_ Radar	Medium_ Term_Radar	Caterpillar_ %	Wise_ Owl(Rnk)	324_Factor	Factor_324	Defcon _Index	Defcon _Index_Trade	Margin of Safety	75_Day_Mom	Trade_Rating (Guidance)	Trendsum				
2025/01/22	1.493	No Trade	No Trade	55.48%	0	Research	-85	-76	Absolutely no Trade	-7.73%	-0.83%	C	-13				
2025/01/23	1.484	No Trade	No Trade	59.69%	0	Research	-85	-77	Absolutely no Trade	-8.32%	-0.13%	C	-15				
2025/01/24	1.485	No Trade	No Trade	59.47%	0	Research	-85	-77	Absolutely no Trade	-8.29%	-0.25%	C	-17				
2025/01/27	1.554	No Trade	No Trade	29.83%	0	Absolutely No	0	0	Absolutely no Trade	-4.16%	2.28%	C	-15				
2025/01/28	1.555	No Trade	No Trade	29.66%	0	Absolutely No	0	0	Absolutely no Trade	-4.13%	0.59%	C	-13				
2025/01/29	1.527	No Trade	No Trade	42.52%	0	Absolutely No	0	-73	Absolutely no Trade	-5.93%	-1.16%	C	-11				
2025/01/30	1.591	No Trade	No Trade	14.45%	0	Absolutely No	0	96	Research Defon Sell	-2.01%	3.99%	C	-7				
2025/01/31	1.572	No Trade	No Trade	23.15%	0	Absolutely No	0	95	Research Defon Sell	-3.23%	2.58%	C	-4				
2025/02/03	1.612	No Trade	No Trade	6.31%	0	Absolutely No	0	98	Research Defon Sell	-0.88%	4.31%	C	0				
2025/02/04	1.658	No Trade	No Trade	27.05%	0	Absolutely No	0	100	Research Defon Sell	1.89%	9.85%	C	4				
2025/02/05	1.699	No Trade	No Trade	62.77%	0	Absolutely No	0	100	Research Defon Sell	4.40%	14.12%	C	8				
2025/02/06	1.685	No Trade	No Trade	49.60%	0	Absolutely No	0	99	Research Defon Sell	3.47%	13.97%	C	13				
2025/02/07	1.679	No Trade	No Trade	43.93%	0	Absolutely No	0	99	Research Defon Sell	3.08%	13.80%	C	17				
2025/02/10	1.682	No Trade	No Trade	44.68%	0	Absolutely No	0	99	Research Defon Sell	3.13%	12.99%	C	19				
2025/02/11	1.702	No Trade	No Trade	61.30%	0	Absolutely No	0	100	Research Defon Sell	4.29%	13.62%	C	20				
2025/02/12	1.745	No Trade	No Trade	97.90%	30	Absolutely No	0	100	Research Defon Sell	6.86%	18.38%	C	22				
2025/02/13	1.746	No Trade	No Trade	98.46%	30	Absolutely No	0	100	Research Defon Sell	6.90%	18.64%	C	25				
2025/02/14	1.767	No Trade	No Trade	100.00%	30	Absolutely No	0	100	Research Defon Sell	8.13%	19.80%	C	27				
2025/02/17	1.767	No Trade	No Trade	98.28%	30	Absolutely No	0	100	Research Defon Sell	7.99%	15.18%	C	28				
2025/02/18	1.751	No Trade	No Trade	85.50%	30	Absolutely No	0	99	Research Defon Sell	6.95%	15.24%	C	28				
2025/02/19	1.752	No Trade	No Trade	86.22%	30	Absolutely No	0	99	Research Defon Sell	7.01%	14.13%	C	28				
2025/02/20	1.761	No Trade	No Trade	91.84%	30	Absolutely No	0	100	Research Defon Sell	7.47%	14.88%	C	26				
2025/02/21	1.767	No Trade	No Trade	95.89%	30	Absolutely No	0	100	Research Defon Sell	7.80%	15.33%	C	26				
2025/02/24	1.789	No Trade	No Trade	100.00%	30	Absolutely No	0	100	Research Defon Sell	9.00%	17.41%	C	29				
2025/02/25	1.815	No Trade	No Trade	100.00%	50	Absolutely No	0	100	Research Defon Sell	10.53%	22.62%	C	31				
2025/02/26	1.809	No Trade	No Trade	96.35%	60	Research	85	100	Research Defon Sell	10.15%	18.89%	A	33				
2025/02/27	1.815	No Trade	No Trade	98.95%	60	Research	85	100	Research Defon Sell	10.42%	18.55%	A	34				
2025/02/28	1.817	No Trade	No Trade	99.95%	60	Research	85	100	Research Defon Sell	10.53%	19.35%	A	36				
2025/03/03	1.868	No Trade	No Trade	100.00%	60	Research	85	100	Research Defon Sell	13.47%	22.24%	A	38				
2025/03/04	1.874	No Trade	No Trade	100.00%	60	Research	85	100	Research Defon Sell	13.79%	23.92%	A	40				
2025/03/05	1.852	No Trade	No Trade	90.22%	60	Research	85	99	Research Defon Sell	12.44%	17.48%	B	43				
2025/03/06	1.828	No Trade	No Trade	79.18%	50	Research	85	98	Research Defon Sell	10.92%	17.47%	B	43				
2025/03/07	1.843	No Trade	No Trade	85.51%	60	Research	85	98	Research Defon Sell	11.79%	18.51%	B	41				
2025/03/10	1.843	No Trade	No Trade	84.37%	90	Research	170	98	Research Defon Sell	11.63%	12.34%	AAA	37				
2025/03/11	1.835	Sell_Panda_ST	No Trade	80.57%	90	Research	170	98	Research Defon Sell	11.11%	11.15%	AAA	34				
2025/03/12	1.831	Sell_Panda_ST	No Trade	78.40%	90	Research	170	98	Research Defon Sell	10.81%	11.94%	AAA	32				
2025/03/13	1.872	No Trade	No Trade	95.81%	90	Research	170	100	Research Defon Sell	13.21%	14.56%	AAA	30				
2025/03/14	1.842	No Trade	No Trade	82.66%	90	Research	170	98	Research Defon Sell	11.40%	13.73%	AAA	28				
2025/03/17	1.859	No Trade	No Trade	88.78%	90	Research	170	99	Research Defon Sell	12.24%	14.97%	AAA	27				
2025/03/18	1.844	No Trade	No Trade	81.93%	90	Research	170	98	Research Defon Sell	11.30%	13.97%	AAA	26				



Date	9 day	9 vs 21 day	33 day
2025/01/29	Buy_9day	Sell 9 vs 21	Sell 33_Day
2025/01/30	Buy_9day	Sell 9 vs 21	Buy 33_Day
2025/01/31	Buy_9day	Sell 9 vs 21	Buy 33_Day
2025/02/03	Buy_9day	Buy 9 vs 21	Buy 33_Day
2025/02/04	Buy_9day	Buy 9 vs 21	Buy 33_Day
2025/02/05	Buy_9day	Buy 9 vs 21	Buy 33_Day
2025/02/06	Buy_9day	Buy 9 vs 21	Buy 33_Day
2025/02/07	Buy_9day	Buy 9 vs 21	Buy 33_Day
2025/02/10	Buy_9day	Buy 9 vs 21	Buy 33_Day
2025/02/11	Buy_9day	Buy 9 vs 21	Buy 33_Day
2025/02/12	Buy_9day	Buy 9 vs 21	Buy 33_Day
2025/02/13	Buy_9day	Buy 9 vs 21	Buy 33_Day
2025/02/14	Buy_9day	Buy 9 vs 21	Buy 33_Day
2025/02/17	Buy_9day	Buy 9 vs 21	Buy 33_Day
2025/02/18	Buy_9day	Buy 9 vs 21	Buy 33_Day
2025/02/19	Buy_9day	Buy 9 vs 21	Buy 33_Day
2025/02/20	Buy_9day	Buy 9 vs 21	Buy 33_Day
2025/02/21	Buy_9day	Buy 9 vs 21	Buy 33_Day
2025/02/24	Buy_9day	Buy 9 vs 21	Buy 33_Day
2025/02/25	Buy_9day	Buy 9 vs 21	Buy 33_Day
2025/02/26	Buy_9day	Buy 9 vs 21	Buy 33_Day
2025/02/27	Buy_9day	Buy 9 vs 21	Buy 33_Day
2025/02/28	Buy_9day	Buy 9 vs 21	Buy 33_Day
2025/03/03	Buy_9day	Buy 9 vs 21	Buy 33_Day
2025/03/04	Buy_9day	Buy 9 vs 21	Buy 33_Day
2025/03/05	Buy_9day	Buy 9 vs 21	Buy 33_Day
2025/03/06	Sell_9day	Buy 9 vs 21	Buy 33_Day
2025/03/07	Buy_9day	Buy 9 vs 21	Buy 33_Day
2025/03/10	Buy_9day	Buy 9 vs 21	Buy 33_Day
2025/03/11	Sell_9day	Buy 9 vs 21	Buy 33_Day
2025/03/12	Sell_9day	Buy 9 vs 21	Buy 33_Day
2025/03/13	Buy_9day	Buy 9 vs 21	Buy 33_Day
2025/03/14	Sell_9day	Buy 9 vs 21	Buy 33_Day
2025/03/17	Buy_9day	Buy 9 vs 21	Buy 33_Day
2025/03/18	Sell_9day	Buy 9 vs 21	Buy 33_Day

Strategy Universe	Pairs_NYSE_Industrial	Ascendant guidance	Trade	Strategy_Open Date	2025/03/14	Caterpillar Guidance	Research
						(+) : Mom Days	34
						(-) : Mom Days	0
						Guided : Factor	33 day
						324_Buy Guidance	0.0%
						324_Sell Guidance	98.4%
						Mom_75 (days)	14.0%
						9 vs 21 day	1.20%
						Price vs 9 day	-0.02%

S  
e  
l  
l

ORA.PAR

Orange S.A.

Communication

Telecommunication

France

Market Cap : (B)

26 635

Follow the " 3day to 5day waiting period " before entering the trade : understand the Graph, Trend and Variables

SCMN.SWX

Swisscom Ag

Communication

Telecommunications

Switzerland

Market Cap : (B)

26 393

Plan your enrty levels. Focus on the process not the outcome. Expect further short-term deviation from the trade signal. "Patience"

-1.852														-12.411		6.703	
Date	Price or Relative Price	Short_Term_ Radar	Medium_ Term_Radar	Caterpillar_ %	Wise_ Owl(Rnk)	324_Factor	Factor_324	Defcon _Index	Defcon _Index_Trade	Margin of Safety	75_Day_Mom	Trade_Rating (Guidance)	Trendsum				
2025/01/22	0.020	No Trade	No Trade	32.58%	0	Absolutely No	0	93	Research Defon Sell	2.56%	12.93%	C	15				
2025/01/23	0.020	No Trade	No Trade	26.99%	0	Absolutely No	0	93	Research Defon Sell	2.12%	12.18%	C	17				
2025/01/24	0.020	No Trade	No Trade	24.62%	0	Absolutely No	0	93	Research Defon Sell	1.94%	10.88%	C	17				
2025/01/27	0.020	No Trade	No Trade	24.39%	0	Absolutely No	0	93	Research Defon Sell	1.92%	9.84%	C	17				
2025/01/28	0.020	No Trade	No Trade	31.39%	0	Absolutely No	0	93	Research Defon Sell	2.47%	10.37%	C	15				
2025/01/29	0.020	No Trade	No Trade	24.04%	0	Absolutely No	0	93	Research Defon Sell	1.89%	9.48%	C	16				
2025/01/30	0.020	No Trade	No Trade	32.36%	0	Absolutely No	0	93	Research Defon Sell	2.55%	11.07%	C	15				
2025/01/31	0.020	No Trade	No Trade	34.44%	0	Absolutely No	0	93	Research Defon Sell	2.71%	12.26%	C	16				
2025/02/03	0.020	No Trade	No Trade	51.47%	0	Absolutely No	0	94	Research Defon Sell	4.05%	14.24%	C	17				
2025/02/04	0.021	No Trade	No Trade	58.89%	0	Absolutely No	0	95	Research Defon Sell	4.64%	13.83%	C	17				
2025/02/05	0.021	No Trade	No Trade	56.93%	0	Absolutely No	0	94	Research Defon Sell	4.48%	12.85%	C	19				
2025/02/06	0.020	No Trade	No Trade	40.99%	0	Absolutely No	0	93	Research Defon Sell	3.23%	12.77%	C	19				
2025/02/07	0.020	No Trade	No Trade	23.55%	0	Absolutely No	0	92	Research Defon Sell	1.85%	11.38%	C	16				
2025/02/10	0.020	Sell_Panda_ST	No Trade	32.63%	0	Absolutely No	0	93	Research Defon Sell	2.57%	11.34%	C	12				
2025/02/11	0.020	No Trade	No Trade	33.98%	0	Absolutely No	0	93	Research Defon Sell	2.68%	11.61%	C	7				
2025/02/12	0.020	No Trade	No Trade	51.38%	0	Absolutely No	0	94	Research Defon Sell	4.04%	11.51%	C	6				
2025/02/13	0.022	No Trade	No Trade	100.00%	50	Research	85	98	Research Defon Sell	10.62%	20.18%	B	7				
2025/02/14	0.022	No Trade	No Trade	100.00%	50	Research	85	99	Research Defon Sell	11.72%	22.25%	A	9				
2025/02/17	0.022	No Trade	No Trade	100.00%	50	Research	85	99	Research Defon Sell	12.30%	21.44%	A	10				
2025/02/18	0.022	No Trade	No Trade	93.84%	50	Research	85	99	Research Defon Sell	11.54%	21.56%	B	12				
2025/02/19	0.022	No Trade	No Trade	98.18%	50	Research	85	99	Research Defon Sell	12.07%	14.61%	C	14				
2025/02/20	0.022	No Trade	No Trade	100.00%	50	Research	85	100	Research Defon Sell	12.69%	17.05%	A	17				
2025/02/21	0.022	No Trade	No Trade	100.00%	50	Research	85	100	Research Defon Sell	12.98%	17.31%	A	20				
2025/02/24	0.022	No Trade	No Trade	99.81%	50	Research	85	100	Research Defon Sell	12.95%	16.44%	A	23				
2025/02/25	0.022	No Trade	No Trade	100.00%	50	Research	85	100	Research Defon Sell	14.63%	18.36%	A	24				
2025/02/26	0.022	No Trade	No Trade	97.17%	50	Research	85	100	Research Defon Sell	14.21%	19.59%	A	24				
2025/02/27	0.022	No Trade	No Trade	99.17%	50	Research	85	100	Research Defon Sell	14.50%	17.91%	A	23				
2025/02/28	0.022	No Trade	No Trade	100.00%	50	Research	85	100	Research Defon Sell	14.68%	17.65%	A	24				
2025/03/03	0.022	No Trade	No Trade	99.27%	50	Research	85	100	Research Defon Sell	14.57%	18.09%	A	26				
2025/03/04	0.023	No Trade	No Trade	100.00%	50	Research	85	100	Research Defon Sell	15.78%	20.20%	A	30				
2025/03/05	0.023	No Trade	No Trade	96.16%	60	Research	85	99	Research Defon Sell	15.17%	19.47%	A	34				
2025/03/06	0.023	No Trade	No Trade	99.88%	60	Research	85	100	Research Defon Sell	15.76%	18.67%	A	36				
2025/03/07	0.023	No Trade	No Trade	97.39%	60	Research	85	100	Research Defon Sell	15.37%	17.53%	A	36				
2025/03/10	0.022	No Trade	No Trade	88.05%	60	Research	85	98	Research Defon Sell	13.89%	14.69%	C	31				
2025/03/11	0.022	Sell_Panda_ST	No Trade	83.43%	50	Research	85	98	Research Defon Sell	13.16%	13.48%	C	26				
2025/03/12	0.022	Sell_Panda_ST	Sell_Panda_ST	83.95%	90	Research	170	98	Research Defon Sell	13.25%	13.64%	AAA	21				
2025/03/13	0.022	Sell_Panda_ST	No Trade	88.10%	90	Research	170	98	Research Defon Sell	13.90%	13.37%	AAA	15				
2025/03/14	0.022	Sell_Panda_ST	No Trade	89.08%	90	Research	170	98	Research Defon Sell	14.06%	12.39%	AAA	12				
2025/03/17	0.022	No Trade	No Trade	84.12%	75	Research	170	98	Research Defon Sell	13.27%	10.75%	AA	10				
2025/03/18	0.022	No Trade	No Trade	89.74%	75	Research	170	98	Research Defon Sell	14.16%	12.22%	AA	9				



SSE.LSE

B

SSE Plc

u

Utilities

Y

Gas, Water & Multiutilities

United Kingdom

Market Cap : (B)

19 157

EXH9.ETR

iShares :Utilities : - (EUR Listing)

Europe ETF : Sector

ETF\_Europe\_

Europe

Market Cap : (B)

#VALUE!

-2.044



-30.905

15.119

Date	Price or Relative Price	Short_Term_ Radar	Medium_ Term_Radar	Caterpillar_ %	Wise_ Owl(Rnk)	324_Factor	Factor_324	Defcon _Index	Defcon _Index_Trade	Margin of Safety	75_Day_Mom	Trade_Rating (Guidance)	Trendsum
2025/01/22	41.047	Buy_Panda_ST	Buy_Panda_ST	19.85%	0	Absolutely No	0	-98	Research Defcon Buy	-1.73%	-9.66%	C	-19
2025/01/23	41.047	Buy_Panda_ST	Buy_Panda_ST	20.22%	0	Absolutely No	0	-98	Research Defcon Buy	-1.69%	-7.69%	C	-13
2025/01/24	40.670	No Trade	No Trade	33.82%	0	Absolutely No	0	-99	Research Defcon Buy	-2.57%	-8.26%	C	-8
2025/01/27	40.565	No Trade	No Trade	35.93%	0	Absolutely No	0	-99	Research Defcon Buy	-2.73%	-7.73%	C	-7
2025/01/28	40.553	No Trade	No Trade	35.92%	0	Absolutely No	0	-99	Research Defcon Buy	-2.73%	-8.24%	C	-7
2025/01/29	40.391	No Trade	No Trade	40.66%	0	Absolutely No	0	-99	Research Defcon Buy	-3.09%	-8.64%	C	-9
2025/01/30	40.596	No Trade	No Trade	33.78%	0	Absolutely No	0	-99	Research Defcon Buy	-2.56%	-7.64%	C	-10
2025/01/31	41.044	No Trade	No Trade	19.21%	0	Absolutely No	0	-98	Research Defcon Buy	-1.46%	-7.63%	C	-10
2025/02/03	40.814	No Trade	No Trade	25.29%	0	Absolutely No	0	-98	Research Defcon Buy	-1.92%	-9.63%	C	-9
2025/02/04	40.476	No Trade	No Trade	35.57%	0	Absolutely No	0	-99	Research Defcon Buy	-2.70%	-11.06%	C	-10
2025/02/05	40.421	No Trade	No Trade	36.92%	0	Absolutely No	0	-99	Research Defcon Buy	-2.80%	-11.41%	C	-9
2025/02/06	39.654	No Trade	No Trade	60.84%	0	Absolutely No	0	-100	Research Defcon Buy	-4.62%	-11.95%	C	-11
2025/02/07	39.459	No Trade	No Trade	66.62%	0	Absolutely No	0	-100	Research Defcon Buy	-5.06%	-12.37%	C	-13
2025/02/10	38.876	No Trade	No Trade	83.95%	50	Research	-85	-100	Research Defcon Buy	-6.37%	-14.10%	C	-15
2025/02/11	38.649	No Trade	No Trade	90.75%	50	Research	-85	-100	Research Defcon Buy	-6.89%	-14.85%	C	-17
2025/02/12	38.564	No Trade	No Trade	93.09%	50	Research	-85	-100	Research Defcon Buy	-7.07%	-13.21%	C	-19
2025/02/13	38.424	No Trade	No Trade	97.13%	50	Research	-85	-100	Research Defcon Buy	-7.38%	-13.05%	C	-22
2025/02/14	38.476	No Trade	No Trade	95.10%	50	Research	-85	-100	Research Defcon Buy	-7.22%	-13.21%	C	-26
2025/02/17	38.291	No Trade	No Trade	99.84%	50	Research	-85	-100	Research Defcon Buy	-7.58%	-13.01%	C	-28
2025/02/18	37.641	No Trade	No Trade	100.00%	50	Research	-85	-100	Research Defcon Buy	-9.12%	-15.48%	A	-29
2025/02/19	37.797	No Trade	No Trade	95.58%	50	Research	-85	-100	Research Defcon Buy	-8.72%	-13.81%	C	-30
2025/02/20	37.616	No Trade	No Trade	100.00%	60	Research	-85	-100	Research Defcon Buy	-9.13%	-14.19%	C	-31
2025/02/21	37.869	No Trade	No Trade	93.00%	60	Research	-85	-99	Research Defcon Buy	-8.49%	-13.35%	C	-33
2025/02/24	37.880	No Trade	No Trade	91.77%	60	Research	-85	-99	Research Defcon Buy	-8.37%	-12.38%	C	-34
2025/02/25	37.347	No Trade	No Trade	100.00%	60	Research	-85	-100	Research Defcon Buy	-9.64%	-14.33%	C	-35
2025/02/26	37.475	No Trade	No Trade	96.48%	60	Research	-85	-100	Research Defcon Buy	-9.30%	-13.86%	C	-39
2025/02/27	36.858	No Trade	No Trade	100.00%	60	Research	-85	-100	Research Defcon Buy	-10.76%	-15.63%	A	-41
2025/02/28	37.511	No Trade	No Trade	85.06%	60	Research	-85	-98	Research Defcon Buy	-9.15%	-13.56%	C	-43
2025/03/03	37.314	No Trade	No Trade	88.69%	60	Research	-85	-99	Research Defcon Buy	-9.55%	-14.03%	C	-43
2025/03/04	37.233	No Trade	No Trade	90.27%	60	Research	-85	-99	Research Defcon Buy	-9.72%	-13.73%	C	-43
2025/03/05	37.198	No Trade	No Trade	90.79%	100	Research	-170	-99	Research Defcon Buy	-9.77%	-13.48%	AAA	-42
2025/03/06	37.230	No Trade	No Trade	89.81%	100	Research	-170	-99	Research Defcon Buy	-9.67%	-13.41%	AAA	-40
2025/03/07	36.813	No Trade	No Trade	98.95%	100	Research	-170	-100	Research Defcon Buy	-10.65%	-14.65%	AAA	-41
2025/03/10	36.571	No Trade	No Trade	100.00%	100	Research	-170	-100	Research Defcon Buy	-11.15%	-15.23%	AAA	-42
2025/03/11	36.923	No Trade	No Trade	92.06%	100	Research	-170	-99	Research Defcon Buy	-10.27%	-13.54%	AAA	-42
2025/03/12	37.279	No Trade	No Trade	84.06%	90	Research	-170	-98	Research Defcon Buy	-9.38%	-13.56%	AAA	-43
2025/03/13	36.820	No Trade	No Trade	93.81%	100	Research	-170	-99	Research Defcon Buy	-10.46%	-14.82%	AAA	-41
2025/03/14	37.307	Buy_Panda_ST	No Trade	82.94%	90	Research	-170	-98	Research Defcon Buy	-9.25%	-13.92%	AAA	-38
2025/03/17	36.852	No Trade	No Trade	92.11%	100	Research	-170	-99	Research Defcon Buy	-10.27%	-15.03%	AAA	-34
2025/03/18	36.982	Buy_Panda_ST	No Trade	89.02%	90	Research	-170	-99	Research Defcon Buy	-9.93%	-15.23%	AAA	-30



Date	9 day	9 vs 21 day	33 day
2025/01/29	Sell_9day	Buy 9 vs 21	Sell 33_Day
2025/01/30	Sell_9day	Buy 9 vs 21	Sell 33_Day
2025/01/31	Buy_9day	Buy 9 vs 21	Buy 33_Day
2025/02/03	Buy_9day	Buy 9 vs 21	Sell 33_Day
2025/02/04	Sell_9day	Buy 9 vs 21	Sell 33_Day
2025/02/05	Sell_9day	Sell 9 vs 21	Sell 33_Day
2025/02/06	Sell_9day	Sell 9 vs 21	Sell 33_Day
2025/02/07	Sell_9day	Sell 9 vs 21	Sell 33_Day
2025/02/10	Sell_9day	Sell 9 vs 21	Sell 33_Day
2025/02/11	Sell_9day	Sell 9 vs 21	Sell 33_Day
2025/02/12	Sell_9day	Sell 9 vs 21	Sell 33_Day
2025/02/13	Sell_9day	Sell 9 vs 21	Sell 33_Day
2025/02/14	Sell_9day	Sell 9 vs 21	Sell 33_Day
2025/02/17	Sell_9day	Sell 9 vs 21	Sell 33_Day
2025/02/18	Sell_9day	Sell 9 vs 21	Sell 33_Day
2025/02/19	Sell_9day	Sell 9 vs 21	Sell 33_Day
2025/02/20	Sell_9day	Sell 9 vs 21	Sell 33_Day
2025/02/21	Sell_9day	Sell 9 vs 21	Sell 33_Day
2025/02/24	Sell_9day	Sell 9 vs 21	Sell 33_Day
2025/02/25	Sell_9day	Sell 9 vs 21	Sell 33_Day
2025/02/26	Sell_9day	Sell 9 vs 21	Sell 33_Day
2025/02/27	Sell_9day	Sell 9 vs 21	Sell 33_Day
2025/02/28	Sell_9day	Sell 9 vs 21	Sell 33_Day
2025/03/03	Sell_9day	Sell 9 vs 21	Sell 33_Day
2025/03/04	Sell_9day	Sell 9 vs 21	Sell 33_Day
2025/03/05	Sell_9day	Sell 9 vs 21	Sell 33_Day
2025/03/06	Sell_9day	Sell 9 vs 21	Sell 33_Day
2025/03/07	Sell_9day	Sell 9 vs 21	Sell 33_Day
2025/03/10	Sell_9day	Sell 9 vs 21	Sell 33_Day
2025/03/11	Sell_9day	Sell 9 vs 21	Sell 33_Day
2025/03/12	Buy_9day	Sell 9 vs 21	Sell 33_Day
2025/03/13	Sell_9day	Sell 9 vs 21	Sell 33_Day
2025/03/14	Buy_9day	Sell 9 vs 21	Sell 33_Day
2025/03/17	Sell_9day	Sell 9 vs 21	Sell 33_Day
2025/03/18	Buy_9day	Sell 9 vs 21	Sell 33_Day

Strategy Universe		Rel vs Europe Utilities		Ascendant guidance		Trade		Strategy_Open Date		2025/03/14		Caterpillar Guidance		Research	
<div><div><div><div>SSE.LSE</div><div>21 per. Mov. Avg. (SSE.LSE)</div><div>Linear (SSE.LSE)</div></div><div><div>EXH9.ETR</div><div>21 per. Mov. Avg. (EXH9.ETR)</div><div>Linear (EXH9.ETR)</div></div></div></div> <div></div> <div></div>														(+) : Mom Days	0
														(-) : Mom Days	119
														Guided : Factor	66 day
														324_Buy Guidance	98.9%
														324_Sell Guidance	0.0%
														Mom_75 (days)	-15.2%
														9 vs 21 day	-0.77%
														Price vs 9 day	0.02%

HD.NYS

B

Home Depot

u

Homebuilders

y

Home Improvement Retail

New York

Market Cap : (B)

417 212

V.NYS

Visa Inc.

Technology

IT Services

New York

Market Cap : (B)

535 574


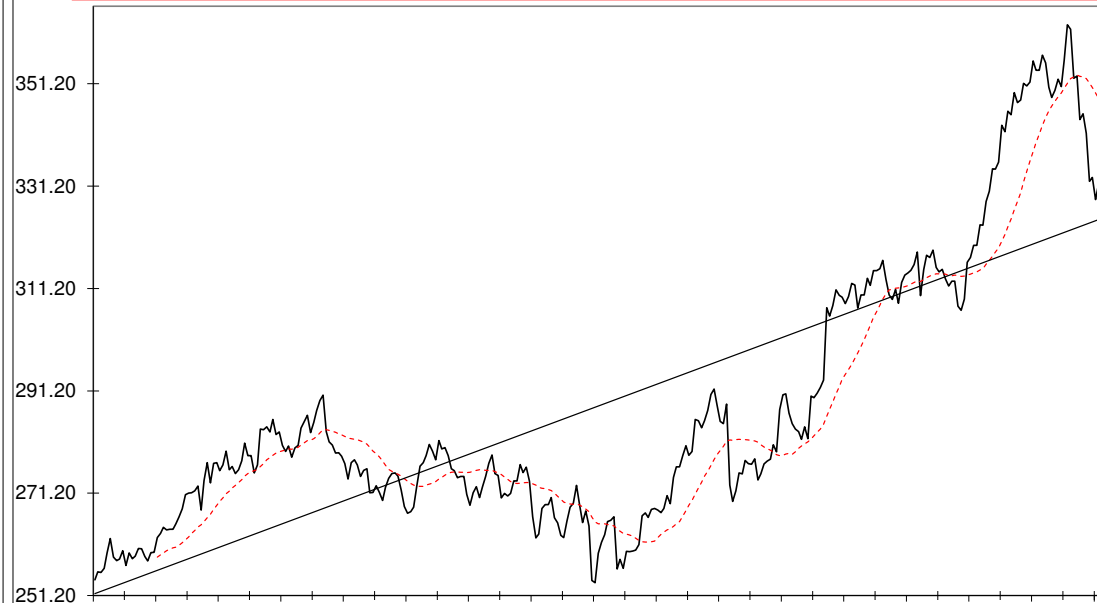
Follow the " 3day to 5day waiting period " before entering the trade : understand the Graph, Trend and Variables

Plan your enrty levels. Focus on the process not the outcome. Expect further short-term deviation from the trade signal. "Patience"

-1.884														-13.171		6.990	
Date	Price or Relative Price	Short_Term_ Radar	Medium_ Term_Radar	Caterpillar_ %	Wise_ Owl(Rnk)	324_Factor	Factor_324	Defcon _Index	Defcon _Index_Trade	Margin of Safety	75_Day_Mom	Trade_Rating (Guidance)	Trendsum				
2025/01/22	1.267	No Trade	No Trade	0.57%	0	Absolutely No	0	-93	Research Defcon Buy	0.10%	-14.74%	C	13				
2025/01/23	1.263	No Trade	No Trade	2.24%	0	Absolutely No	0	-93	Research Defcon Buy	-0.27%	-14.07%	C	11				
2025/01/24	1.255	No Trade	No Trade	6.85%	0	Absolutely No	0	-94	Research Defcon Buy	-0.83%	-15.77%	C	10				
2025/01/27	1.270	No Trade	No Trade	2.13%	0	Absolutely No	0	-93	Research Defcon Buy	0.37%	-15.69%	C	7				
2025/01/28	1.252	No Trade	No Trade	8.43%	0	Absolutely No	0	-94	Research Defcon Buy	-1.03%	-16.66%	C	4				
2025/01/29	1.231	No Trade	No Trade	22.14%	0	Absolutely No	0	-96	Research Defcon Buy	-2.70%	-16.69%	C	1				
2025/01/30	1.208	No Trade	No Trade	36.67%	0	Absolutely No	0	-98	Research Defcon Buy	-4.47%	-18.50%	C	-2				
2025/01/31	1.205	No Trade	No Trade	38.48%	0	Absolutely No	0	-98	Research Defcon Buy	-4.69%	-18.56%	C	-4				
2025/02/03	1.182	No Trade	No Trade	53.30%	0	Absolutely No	0	-99	Research Defcon Buy	-6.50%	-20.56%	C	-6				
2025/02/04	1.192	No Trade	No Trade	46.57%	0	Absolutely No	0	-99	Research Defcon Buy	-5.68%	-18.11%	C	-9				
2025/02/05	1.184	No Trade	No Trade	51.64%	0	Absolutely No	0	-99	Research Defcon Buy	-6.30%	-17.25%	C	-11				
2025/02/06	1.192	No Trade	No Trade	46.56%	0	Absolutely No	0	-99	Research Defcon Buy	-5.68%	-16.53%	C	-13				
2025/02/07	1.171	No Trade	No Trade	60.32%	50	Research	-85	-100	Research Defcon Buy	-7.36%	-17.38%	A	-16				
2025/02/10	1.179	No Trade	No Trade	54.72%	50	Research	-85	-99	Research Defcon Buy	-6.67%	-16.47%	A	-20				
2025/02/11	1.187	No Trade	No Trade	49.12%	0	Absolutely No	0	-99	Research Defcon Buy	-5.99%	-15.71%	C	-24				
2025/02/12	1.158	No Trade	No Trade	67.74%	50	Research	-85	-100	Research Defcon Buy	-8.26%	-18.53%	A	-27				
2025/02/13	1.160	No Trade	No Trade	66.74%	50	Research	-85	-100	Research Defcon Buy	-8.14%	-18.10%	A	-29				
2025/02/14	1.157	No Trade	No Trade	68.14%	50	Research	-85	-100	Research Defcon Buy	-8.31%	-18.36%	A	-31				
2025/02/17	1.157	No Trade	No Trade	67.83%	50	Research	-85	-100	Research Defcon Buy	-8.27%	-17.42%	A	-32				
2025/02/18	1.131	No Trade	No Trade	85.17%	60	Research	-85	-100	Research Defcon Buy	-10.38%	-16.43%	A	-34				
2025/02/19	1.113	No Trade	No Trade	96.39%	60	Research	-85	-100	Research Defcon Buy	-11.75%	-18.06%	A	-37				
2025/02/20	1.126	No Trade	No Trade	87.97%	60	Research	-85	-99	Research Defcon Buy	-10.73%	-16.61%	B	-39				
2025/02/21	1.106	No Trade	No Trade	100.00%	60	Research	-85	-100	Research Defcon Buy	-12.34%	-18.44%	A	-41				
2025/02/24	1.093	No Trade	No Trade	100.00%	60	Research	-85	-100	Research Defcon Buy	-13.29%	-19.87%	A	-43				
2025/02/25	1.117	No Trade	No Trade	85.61%	60	Research	-85	-98	Research Defcon Buy	-11.38%	-11.59%	C	-45				
2025/02/26	1.114	No Trade	No Trade	87.53%	60	Research	-85	-98	Research Defcon Buy	-11.63%	-14.74%	C	-47				
2025/02/27	1.097	No Trade	No Trade	97.35%	60	Research	-85	-100	Research Defcon Buy	-12.93%	-16.79%	A	-47				
2025/02/28	1.093	No Trade	No Trade	99.42%	60	Research	-85	-100	Research Defcon Buy	-13.21%	-16.73%	A	-47				
2025/03/03	1.077	No Trade	No Trade	100.00%	60	Research	-85	-100	Research Defcon Buy	-14.48%	-17.21%	A	-47				
2025/03/04	1.084	No Trade	No Trade	96.31%	60	Research	-85	-99	Research Defcon Buy	-13.94%	-18.24%	A	-47				
2025/03/05	1.095	No Trade	No Trade	89.72%	60	Research	-85	-98	Research Defcon Buy	-12.99%	-16.77%	B	-47				
2025/03/06	1.109	No Trade	No Trade	82.13%	50	Research	-85	-97	Research Defcon Buy	-11.89%	-15.86%	B	-45				
2025/03/07	1.091	No Trade	No Trade	91.92%	60	Research	-85	-99	Research Defcon Buy	-13.31%	-17.01%	B	-43				
2025/03/10	1.097	Buy_Panda_ST	No Trade	88.40%	60	Research	-85	-98	Research Defcon Buy	-12.80%	-15.89%	B	-40				
2025/03/11	1.108	Buy_Panda_ST	No Trade	82.11%	90	Research	-170	-97	Research Defcon Buy	-11.89%	-14.82%	AAA	-36				
2025/03/12	1.096	Buy_Panda_ST	No Trade	88.96%	100	Research	-170	-98	Research Defcon Buy	-12.88%	-17.26%	AAA	-34				
2025/03/13	1.057	No Trade	No Trade	100.00%	100	Research	-170	-100	Research Defcon Buy	-15.96%	-22.01%	AAA	-35				
2025/03/14	1.059	No Trade	No Trade	98.99%	100	Research	-170	-100	Research Defcon Buy	-15.80%	-22.64%	AAA	-35				
2025/03/17	1.059	No Trade	No Trade	98.91%	100	Research	-170	-100	Research Defcon Buy	-15.79%	-23.15%	AAA	-35				
2025/03/18	1.044	No Trade	No Trade	100.00%	100	Research	-170	-100	Research Defcon Buy	-16.91%	-23.08%	AAA	-35				



Date	9 day	9 vs 21 day	33 day
2025/01/29	Sell_9day	Buy 9 vs 21	Sell 33_Day
2025/01/30	Sell_9day	Buy 9 vs 21	Sell 33_Day
2025/01/31	Sell_9day	Sell 9 vs 21	Sell 33_Day
2025/02/03	Sell_9day	Sell 9 vs 21	Sell 33_Day
2025/02/04	Sell_9day	Sell 9 vs 21	Sell 33_Day
2025/02/05	Sell_9day	Sell 9 vs 21	Sell 33_Day
2025/02/06	Sell_9day	Sell 9 vs 21	Sell 33_Day
2025/02/07	Sell_9day	Sell 9 vs 21	Sell 33_Day
2025/02/10	Sell_9day	Sell 9 vs 21	Sell 33_Day
2025/02/11	Sell_9day	Sell 9 vs 21	Sell 33_Day
2025/02/12	Sell_9day	Sell 9 vs 21	Sell 33_Day
2025/02/13	Sell_9day	Sell 9 vs 21	Sell 33_Day
2025/02/14	Sell_9day	Sell 9 vs 21	Sell 33_Day
2025/02/17	Sell_9day	Sell 9 vs 21	Sell 33_Day
2025/02/18	Sell_9day	Sell 9 vs 21	Sell 33_Day
2025/02/19	Sell_9day	Sell 9 vs 21	Sell 33_Day
2025/02/20	Sell_9day	Sell 9 vs 21	Sell 33_Day
2025/02/21	Sell_9day	Sell 9 vs 21	Sell 33_Day
2025/02/24	Sell_9day	Sell 9 vs 21	Sell 33_Day
2025/02/25	Sell_9day	Sell 9 vs 21	Sell 33_Day
2025/02/26	Sell_9day	Sell 9 vs 21	Sell 33_Day
2025/02/27	Sell_9day	Sell 9 vs 21	Sell 33_Day
2025/02/28	Sell_9day	Sell 9 vs 21	Sell 33_Day
2025/03/03	Sell_9day	Sell 9 vs 21	Sell 33_Day
2025/03/04	Sell_9day	Sell 9 vs 21	Sell 33_Day
2025/03/05	Sell_9day	Sell 9 vs 21	Sell 33_Day
2025/03/06	Buy_9day	Sell 9 vs 21	Sell 33_Day
2025/03/07	Sell_9day	Sell 9 vs 21	Sell 33_Day
2025/03/10	Buy_9day	Sell 9 vs 21	Sell 33_Day
2025/03/11	Buy_9day	Sell 9 vs 21	Sell 33_Day
2025/03/12	Buy_9day	Sell 9 vs 21	Sell 33_Day
2025/03/13	Sell_9day	Sell 9 vs 21	Sell 33_Day
2025/03/14	Sell_9day	Sell 9 vs 21	Sell 33_Day
2025/03/17	Sell_9day	Sell 9 vs 21	Sell 33_Day
2025/03/18	Sell_9day	Sell 9 vs 21	Sell 33_Day

Strategy Universe	Pairs_NYSE_Dow	Ascendant guidance	Trade	Strategy_Open Date	2025/03/12	Caterpillar Guidance	Trade	
<div><div><div>— HD.NYS    - - - 21 per. Mov. Avg. (HD.NYS)    — Linear (HD.NYS)</div></div><div><div>— V.NYS    - - - 21 per. Mov. Avg. (V.NYS)    — Linear (V.NYS)</div></div></div>							(+) : Mom Days	0
							(-) : Mom Days	64
							Guided : Factor	33 day
							324_Buy Guidance	100.0%
							324_Sell Guidance	0.0%
							Mom_75 (days)	-23.1%
							9 vs 21 day	-1.24%
Price vs 9 day	-3.32%							

AUTO.LSE

B

Auto Trader Group Plc

u

Communication

y

Telecommunications

United Kingdom

Market Cap : (B)

7 410

Follow the " 3day to 5day waiting period " before entering the trade : understand the Graph, Trend and Variables

CSX5.LSE

Euro Area Stock Market Index - Europe Listing

Europe ETF : Index

ETF\_Europe\_

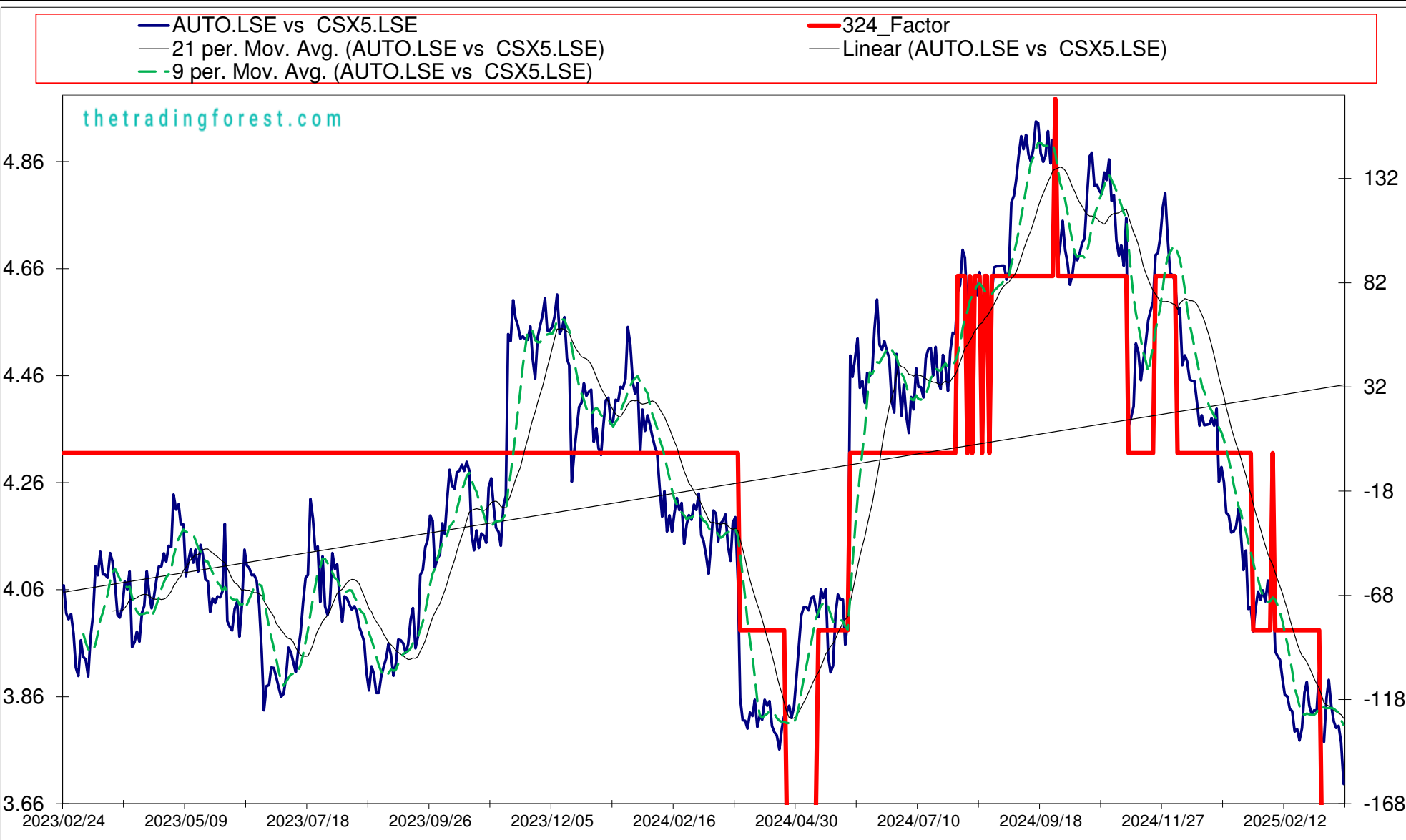
Europe

Market Cap : (B)

4 303

Plan your enrty levels. Focus on the process not the outcome. Expect further short-term deviation from the trade signal. "Patience"

0.463														0.373		0.805	
Date	Price or Relative Price	Short_Term_ Radar	Medium_ Term_Radar	Caterpillar_ %	Wise_ Owl(Rnk)	324_Factor	Factor_324	Defcon _Index	Defcon _Index_Trade	Margin of Safety	75_Day_Mom	Trade_Rating (Guidance)	Trendsum				
2025/01/22	4.020	No Trade	No Trade	55.11%	0	Absolutely No	0	-95	Research Defcon Buy	-7.33%	-13.88%	C	-37				
2025/01/23	4.024	No Trade	No Trade	54.55%	0	Absolutely No	0	-95	Research Defcon Buy	-7.25%	-13.03%	C	-37				
2025/01/24	3.978	No Trade	No Trade	62.43%	50	Research	-85	-96	Research Defcon Buy	-8.30%	-14.38%	C	-37				
2025/01/27	4.021	No Trade	No Trade	54.97%	50	Research	-85	-94	Research Defcon Buy	-7.31%	-14.17%	C	-38				
2025/01/28	4.053	No Trade	No Trade	49.51%	50	Research	-85	-94	Research Defcon Buy	-6.58%	-13.25%	C	-38				
2025/01/29	4.037	No Trade	No Trade	52.17%	50	Research	-85	-94	Research Defcon Buy	-6.94%	-13.84%	C	-39				
2025/01/30	4.055	Buy_Panda_ST	No Trade	49.13%	50	Research	-85	-94	Research Defcon Buy	-6.53%	-13.82%	C	-38				
2025/01/31	4.034	No Trade	No Trade	52.70%	50	Research	-85	-94	Research Defcon Buy	-7.01%	-14.39%	C	-34				
2025/02/03	4.073	Buy_Panda_ST	No Trade	45.96%	50	Research	-85	-93	Research Defcon Buy	-6.11%	-15.02%	B	-29				
2025/02/04	4.037	Buy_Panda_ST	No Trade	52.31%	50	Research	-85	-94	Research Defcon Buy	-6.95%	-17.05%	B	-24				
2025/02/05	4.084	Buy_Panda_ST	No Trade	44.10%	0	Absolutely No	0	-93	Research Defcon Buy	-5.86%	-16.19%	C	-19				
2025/02/06	3.941	No Trade	No Trade	68.85%	50	Research	-85	-96	Research Defcon Buy	-9.15%	-18.07%	B	-16				
2025/02/07	3.932	No Trade	No Trade	70.45%	50	Research	-85	-97	Research Defcon Buy	-9.36%	-18.30%	B	-14				
2025/02/10	3.925	No Trade	No Trade	71.72%	50	Research	-85	-97	Research Defcon Buy	-9.53%	-18.27%	B	-14				
2025/02/11	3.888	No Trade	No Trade	78.10%	50	Research	-85	-97	Research Defcon Buy	-10.38%	-18.92%	B	-18				
2025/02/12	3.859	No Trade	No Trade	83.06%	50	Research	-85	-98	Research Defcon Buy	-11.04%	-20.19%	B	-21				
2025/02/13	3.857	No Trade	No Trade	83.50%	50	Research	-85	-98	Research Defcon Buy	-11.10%	-20.01%	B	-23				
2025/02/14	3.832	No Trade	No Trade	87.78%	50	Research	-85	-99	Research Defcon Buy	-11.67%	-21.15%	B	-24				
2025/02/17	3.829	No Trade	No Trade	88.29%	50	Research	-85	-99	Research Defcon Buy	-11.74%	-19.94%	B	-25				
2025/02/18	3.791	No Trade	No Trade	94.97%	50	Research	-85	-99	Research Defcon Buy	-12.62%	-20.92%	A	-27				
2025/02/19	3.795	No Trade	No Trade	94.20%	50	Research	-85	-99	Research Defcon Buy	-12.52%	-19.39%	A	-28				
2025/02/20	3.774	No Trade	No Trade	97.85%	50	Research	-85	-100	Research Defcon Buy	-13.01%	-19.36%	A	-28				
2025/02/21	3.797	No Trade	No Trade	93.83%	50	Research	-85	-99	Research Defcon Buy	-12.47%	-19.20%	A	-29				
2025/02/24	3.864	No Trade	No Trade	82.26%	50	Research	-85	-97	Research Defcon Buy	-10.93%	-17.10%	B	-28				
2025/02/25	3.884	Buy_Panda_ST	No Trade	78.86%	50	Research	-85	-97	Research Defcon Buy	-10.48%	-18.24%	B	-27				
2025/02/26	3.839	Buy_Panda_ST	No Trade	86.57%	50	Research	-85	-98	Research Defcon Buy	-11.51%	-11.98%	C	-25				
2025/02/27	3.823	Buy_Panda_ST	No Trade	89.47%	50	Research	-85	-98	Research Defcon Buy	-11.89%	-12.69%	C	-21				
2025/02/28	3.831	Buy_Panda_ST	No Trade	88.10%	50	Research	-85	-98	Research Defcon Buy	-11.71%	-12.91%	C	-18				
2025/03/03	3.829	Buy_Panda_ST	No Trade	88.37%	50	Research	-85	-98	Research Defcon Buy	-11.75%	-15.21%	B	-17				
2025/03/04	3.902	No Trade	No Trade	75.68%	50	Research	-85	-96	Research Defcon Buy	-10.06%	-13.28%	C	-11				
2025/03/05	3.779	No Trade	No Trade	97.10%	75	Research	-170	-100	Research Defcon Buy	-12.91%	-15.03%	AA	-8				
2025/03/06	3.772	No Trade	No Trade	98.30%	75	Research	-170	-100	Research Defcon Buy	-13.07%	-15.86%	AA	-6				
2025/03/07	3.854	No Trade	No Trade	84.11%	75	Research	-170	-98	Research Defcon Buy	-11.18%	-14.68%	AA	-6				
2025/03/10	3.888	No Trade	No Trade	78.21%	75	Research	-170	-97	Research Defcon Buy	-10.40%	-14.74%	AA	-10				
2025/03/11	3.839	Buy_Panda_ST	Buy_Panda_ST	86.68%	90	Research	-170	-98	Research Defcon Buy	-11.52%	-16.13%	AAA	-12				
2025/03/12	3.810	No Trade	No Trade	91.72%	90	Research	-170	-99	Research Defcon Buy	-12.19%	-17.07%	AAA	-14				
2025/03/13	3.798	No Trade	No Trade	93.79%	90	Research	-170	-99	Research Defcon Buy	-12.47%	-18.88%	AAA	-13				
2025/03/14	3.802	No Trade	No Trade	93.15%	90	Research	-170	-99	Research Defcon Buy	-12.38%	-18.86%	AAA	-12				
2025/03/17	3.771	No Trade	No Trade	98.56%	90	Research	-170	-100	Research Defcon Buy	-13.10%	-20.05%	AAA	-16				
2025/03/18	3.693	No Trade	No Trade	100.00%	90	Research	-170	-100	Research Defcon Buy	-14.89%	-22.60%	AAA	-18				



Date	9 day	9 vs 21 day	33 day
2025/01/29	Sell_9day	Sell 9 vs 21	Sell 33_Day
2025/01/30	Buy_9day	Sell 9 vs 21	Sell 33_Day
2025/01/31	Sell_9day	Sell 9 vs 21	Sell 33_Day
2025/02/03	Buy_9day	Sell 9 vs 21	Sell 33_Day
2025/02/04	Buy_9day	Sell 9 vs 21	Sell 33_Day
2025/02/05	Buy_9day	Sell 9 vs 21	Sell 33_Day
2025/02/06	Sell_9day	Sell 9 vs 21	Sell 33_Day
2025/02/07	Sell_9day	Sell 9 vs 21	Sell 33_Day
2025/02/10	Sell_9day	Sell 9 vs 21	Sell 33_Day
2025/02/11	Sell_9day	Sell 9 vs 21	Sell 33_Day
2025/02/12	Sell_9day	Sell 9 vs 21	Sell 33_Day
2025/02/13	Sell_9day	Sell 9 vs 21	Sell 33_Day
2025/02/14	Sell_9day	Sell 9 vs 21	Sell 33_Day
2025/02/17	Sell_9day	Sell 9 vs 21	Sell 33_Day
2025/02/18	Sell_9day	Sell 9 vs 21	Sell 33_Day
2025/02/19	Sell_9day	Sell 9 vs 21	Sell 33_Day
2025/02/20	Sell_9day	Sell 9 vs 21	Sell 33_Day
2025/02/21	Sell_9day	Sell 9 vs 21	Sell 33_Day
2025/02/24	Buy_9day	Sell 9 vs 21	Sell 33_Day
2025/02/25	Buy_9day	Sell 9 vs 21	Sell 33_Day
2025/02/26	Buy_9day	Sell 9 vs 21	Sell 33_Day
2025/02/27	Buy_9day	Sell 9 vs 21	Sell 33_Day
2025/02/28	Buy_9day	Sell 9 vs 21	Sell 33_Day
2025/03/03	Buy_9day	Sell 9 vs 21	Sell 33_Day
2025/03/04	Buy_9day	Sell 9 vs 21	Sell 33_Day
2025/03/05	Sell_9day	Sell 9 vs 21	Sell 33_Day
2025/03/06	Sell_9day	Sell 9 vs 21	Sell 33_Day
2025/03/07	Buy_9day	Sell 9 vs 21	Sell 33_Day
2025/03/10	Buy_9day	Sell 9 vs 21	Sell 33_Day
2025/03/11	Buy_9day	Buy 9 vs 21	Sell 33_Day
2025/03/12	Sell_9day	Buy 9 vs 21	Sell 33_Day
2025/03/13	Sell_9day	Buy 9 vs 21	Sell 33_Day
2025/03/14	Sell_9day	Buy 9 vs 21	Sell 33_Day
2025/03/17	Sell_9day	Sell 9 vs 21	Sell 33_Day
2025/03/18	Sell_9day	Sell 9 vs 21	Sell 33_Day

Strategy Universe		Rel vs Europe SX50		Ascendant guidance		Trade		Strategy_Open Date		2025/03/11		Caterpillar Guidance		Trade			
<div><div><p>— AUTO.LSE    - - - 21 per. Mov. Avg. (AUTO.LSE)    — Linear (AUTO.LSE)</p><p>Y-axis: 661.91, 711.91, 761.91, 811.91, 861.91</p><p>X-axis: 2023/02/27, 2023/06/14, 2023/09/27, 2024/01/15, 2024/05/01</p></div><div><p>— CSX5.LSE    - - - 21 per. Mov. Avg. (CSX5.LSE)    — Linear (CSX5.LSE)</p><p>Y-axis: 156.84, 166.84, 176.84, 186.84, 196.84, 206.84</p><p>X-axis: 2023/02/27, 2023/06/14, 2023/09/27, 2024/01/15, 2024/05/01</p></div></div>														(+): Mom Days		0	
(-): Mom Days		70															
Guided: Factor		66 day															
324_Buy Guidance		100.0%															
324_Sell Guidance		0.0%															
Mom_75 (days)		-22.6%															
9 vs 21 day		-0.34%															
Price vs 9 day		-2.89%															

S  
e  
l  
l

ABT.NYS

Abbott Laboratories

Health Care

Health Care Equipment & Supplies

New York

Market Cap : (B)

204 249

Follow the " 3day to 5day waiting period " before entering the trade : understand the Graph, Trend and Variables

BDX.NYS

Becton Dickinson

Health Care

Health Care Equipment & Supplies

New York

Market Cap : (B)

64 746

Plan your enrty levels. Focus on the process not the outcome. Expect further short-term deviation from the trade signal. "Patience"

-2.322														40.380														-17.393													
Date	Price or Relative Price	Short_Term_ Radar	Medium_ Term_Radar	Caterpillar_ %	Wise_ Owl(Rnk)	324_Factor	Factor_324	Defcon _Index	Defcon _Index_Trade	Margin of Safety	75_Day_Mom	Trade_Rating (Guidance)	Trendsum																												
2025/01/22	0.495	No Trade	No Trade	27.63%	0	Absolutely No	0	-72	Absolutely no Trade	-4.94%	4.70%	C	-30																												
2025/01/23	0.512	No Trade	No Trade	9.21%	0	Absolutely No	0	96	Research Defon Sell	-1.64%	8.37%	C	-26																												
2025/01/24	0.514	No Trade	No Trade	8.52%	0	Absolutely No	0	96	Research Defon Sell	-1.46%	7.58%	C	-20																												
2025/01/27	0.520	No Trade	No Trade	1.51%	0	Absolutely No	0	97	Research Defon Sell	-0.26%	7.68%	C	-14																												
2025/01/28	0.511	No Trade	No Trade	13.29%	0	Absolutely No	0	95	Research Defon Sell	-2.02%	5.07%	C	-8																												
2025/01/29	0.518	No Trade	No Trade	5.43%	0	Absolutely No	0	97	Research Defon Sell	-0.82%	5.50%	C	-5																												
2025/01/30	0.518	No Trade	No Trade	5.04%	0	Absolutely No	0	97	Research Defon Sell	-0.76%	5.58%	C	-2																												
2025/01/31	0.517	No Trade	No Trade	7.42%	0	Absolutely No	0	96	Research Defon Sell	-1.13%	5.77%	C	0																												
2025/02/03	0.519	No Trade	No Trade	5.55%	0	Absolutely No	0	97	Research Defon Sell	-0.84%	8.10%	C	1																												
2025/02/04	0.533	No Trade	No Trade	14.99%	0	Absolutely No	0	99	Research Defon Sell	1.75%	8.59%	C	3																												
2025/02/05	0.539	No Trade	No Trade	25.00%	0	Absolutely No	0	100	Research Defon Sell	2.93%	9.86%	C	5																												
2025/02/06	0.564	No Trade	No Trade	66.15%	50	Research	85	100	Research Defon Sell	7.74%	15.21%	A	7																												
2025/02/07	0.562	No Trade	No Trade	61.26%	50	Research	85	100	Research Defon Sell	7.17%	15.45%	A	11																												
2025/02/10	0.572	No Trade	No Trade	77.30%	50	Research	85	100	Research Defon Sell	9.05%	18.09%	A	15																												
2025/02/11	0.573	No Trade	No Trade	77.99%	50	Research	85	100	Research Defon Sell	9.13%	17.72%	A	21																												
2025/02/12	0.578	No Trade	No Trade	85.93%	50	Research	85	100	Research Defon Sell	10.06%	18.30%	A	25																												
2025/02/13	0.586	No Trade	No Trade	98.48%	50	Research	85	100	Research Defon Sell	11.53%	22.11%	A	28																												
2025/02/14	0.581	No Trade	No Trade	90.48%	50	Research	85	99	Research Defon Sell	10.59%	21.69%	A	30																												
2025/02/17	0.581	No Trade	No Trade	89.40%	60	Research	85	99	Research Defon Sell	10.46%	21.69%	A	32																												
2025/02/18	0.578	No Trade	No Trade	84.56%	50	Research	85	99	Research Defon Sell	9.90%	19.54%	B	33																												
2025/02/19	0.581	No Trade	No Trade	88.09%	60	Research	85	99	Research Defon Sell	10.31%	19.64%	A	31																												
2025/02/20	0.584	No Trade	No Trade	93.60%	50	Research	85	100	Research Defon Sell	10.96%	15.89%	A	30																												
2025/02/21	0.593	No Trade	No Trade	100.00%	60	Research	85	100	Research Defon Sell	12.62%	18.16%	A	33																												
2025/02/24	0.586	No Trade	No Trade	88.03%	60	Research	85	99	Research Defon Sell	11.11%	18.11%	B	36																												
2025/02/25	0.590	No Trade	No Trade	94.38%	60	Research	85	100	Research Defon Sell	11.91%	21.34%	A	37																												
2025/02/26	0.597	No Trade	No Trade	100.00%	60	Research	85	100	Research Defon Sell	13.19%	17.67%	A	37																												
2025/02/27	0.606	No Trade	No Trade	100.00%	60	Research	85	100	Research Defon Sell	14.81%	20.43%	A	37																												
2025/02/28	0.612	No Trade	No Trade	100.00%	60	Research	85	100	Research Defon Sell	15.86%	22.92%	A	38																												
2025/03/03	0.614	No Trade	No Trade	100.00%	60	Research	85	100	Research Defon Sell	16.08%	21.91%	A	39																												
2025/03/04	0.613	No Trade	No Trade	99.34%	60	Research	85	100	Research Defon Sell	15.97%	22.55%	A	41																												
2025/03/05	0.614	No Trade	No Trade	100.00%	100	Research	170	100	Research Defon Sell	16.12%	21.35%	AAA	42																												
2025/03/06	0.599	No Trade	No Trade	82.15%	90	Research	170	98	Research Defon Sell	13.24%	16.45%	AAA	41																												
2025/03/07	0.597	Sell_Panda_ST	No Trade	79.55%	90	Research	170	97	Research Defon Sell	12.82%	14.08%	AAA	40																												
2025/03/10	0.604	Sell_Panda_ST	No Trade	86.31%	100	Research	170	98	Research Defon Sell	13.91%	14.79%	AAA	40																												
2025/03/11	0.590	Sell_Panda_ST	Sell_Panda_ST	69.55%	90	Research	170	96	Research Defon Sell	11.21%	13.14%	AA	34																												
2025/03/12	0.582	Sell_Panda_ST	Sell_Panda_ST	60.24%	50	Research	170	0	Absolutely no Trade	9.71%	11.91%	B	29																												
2025/03/13	0.583	Sell_Panda_ST	Sell_Panda_ST	61.09%	50	Research	170	0	Absolutely no Trade	9.85%	10.90%	B	24																												
2025/03/14	0.561	Sell_Panda_ST	Sell_Panda_ST	34.77%	0	Absolutely No	0	0	Absolutely no Trade	5.60%	7.03%	C	18																												
2025/03/17	0.560	Sell_Panda_ST	Sell_Panda_ST	33.48%	0	Absolutely No	0	0	Absolutely no Trade	5.40%	6.51%	C	12																												
2025/03/18	0.544	No Trade	No Trade	14.42%	0	Absolutely No	0	0	Absolutely no Trade	2.32%	1.54%	C	6																												



Date	9 day	9 vs 21 day	33 day
2025/01/29	Buy_9day	Buy 9 vs 21	Buy 33_Day
2025/01/30	Buy_9day	Buy 9 vs 21	Buy 33_Day
2025/01/31	Buy_9day	Buy 9 vs 21	Buy 33_Day
2025/02/03	Buy_9day	Buy 9 vs 21	Buy 33_Day
2025/02/04	Buy_9day	Buy 9 vs 21	Buy 33_Day
2025/02/05	Buy_9day	Buy 9 vs 21	Buy 33_Day
2025/02/06	Buy_9day	Buy 9 vs 21	Buy 33_Day
2025/02/07	Buy_9day	Buy 9 vs 21	Buy 33_Day
2025/02/10	Buy_9day	Buy 9 vs 21	Buy 33_Day
2025/02/11	Buy_9day	Buy 9 vs 21	Buy 33_Day
2025/02/12	Buy_9day	Buy 9 vs 21	Buy 33_Day
2025/02/13	Buy_9day	Buy 9 vs 21	Buy 33_Day
2025/02/14	Buy_9day	Buy 9 vs 21	Buy 33_Day
2025/02/17	Buy_9day	Buy 9 vs 21	Buy 33_Day
2025/02/18	Buy_9day	Buy 9 vs 21	Buy 33_Day
2025/02/19	Buy_9day	Buy 9 vs 21	Buy 33_Day
2025/02/20	Buy_9day	Buy 9 vs 21	Buy 33_Day
2025/02/21	Buy_9day	Buy 9 vs 21	Buy 33_Day
2025/02/24	Buy_9day	Buy 9 vs 21	Buy 33_Day
2025/02/25	Buy_9day	Buy 9 vs 21	Buy 33_Day
2025/02/26	Buy_9day	Buy 9 vs 21	Buy 33_Day
2025/02/27	Buy_9day	Buy 9 vs 21	Buy 33_Day
2025/02/28	Buy_9day	Buy 9 vs 21	Buy 33_Day
2025/03/03	Buy_9day	Buy 9 vs 21	Buy 33_Day
2025/03/04	Buy_9day	Buy 9 vs 21	Buy 33_Day
2025/03/05	Buy_9day	Buy 9 vs 21	Buy 33_Day
2025/03/06	Sell_9day	Buy 9 vs 21	Buy 33_Day
2025/03/07	Sell_9day	Buy 9 vs 21	Buy 33_Day
2025/03/10	Sell_9day	Buy 9 vs 21	Buy 33_Day
2025/03/11	Sell_9day	Buy 9 vs 21	Buy 33_Day
2025/03/12	Sell_9day	Buy 9 vs 21	Buy 33_Day
2025/03/13	Sell_9day	Buy 9 vs 21	Buy 33_Day
2025/03/14	Sell_9day	Buy 9 vs 21	Sell 33_Day
2025/03/17	Sell_9day	Sell 9 vs 21	Sell 33_Day
2025/03/18	Sell_9day	Sell 9 vs 21	Sell 33_Day

Strategy Universe	Pairs_NYSE_Health Care Equipment	Ascendant guidance	Trade	Strategy_Open Date	2025/03/10	Caterpillar Guidance	Trade	
<div><div><div>— ABT.NYS</div><div>----- 21 per. Mov. Avg. (ABT.NYS)</div><div>— Linear (ABT.NYS)</div></div></div>		<div><div><div>— BDX.NYS</div><div>----- 21 per. Mov. Avg. (BDX.NYS)</div><div>— Linear (BDX.NYS)</div></div></div>				(+) : Mom Days	39	
						(-) : Mom Days	0	
						Guided : Factor	33 day	
						324_Buy Guidance	0.0%	
						324_Sell Guidance	88.6%	
						Mom_75 (days)	1.5%	
						9 vs 21 day	-1.69%	
						Price vs 9 day	-6.20%	

S  
e  
l  
l

ABT.NYS

Abbott Laboratories

Health Care

Health Care Equipment & Supplies

New York

Market Cap : (B)

204 249

XLV.ARC

SPDR Select Sector Fund - Health Care

Health Care

ETF\_NYSE\_Price

NYSE

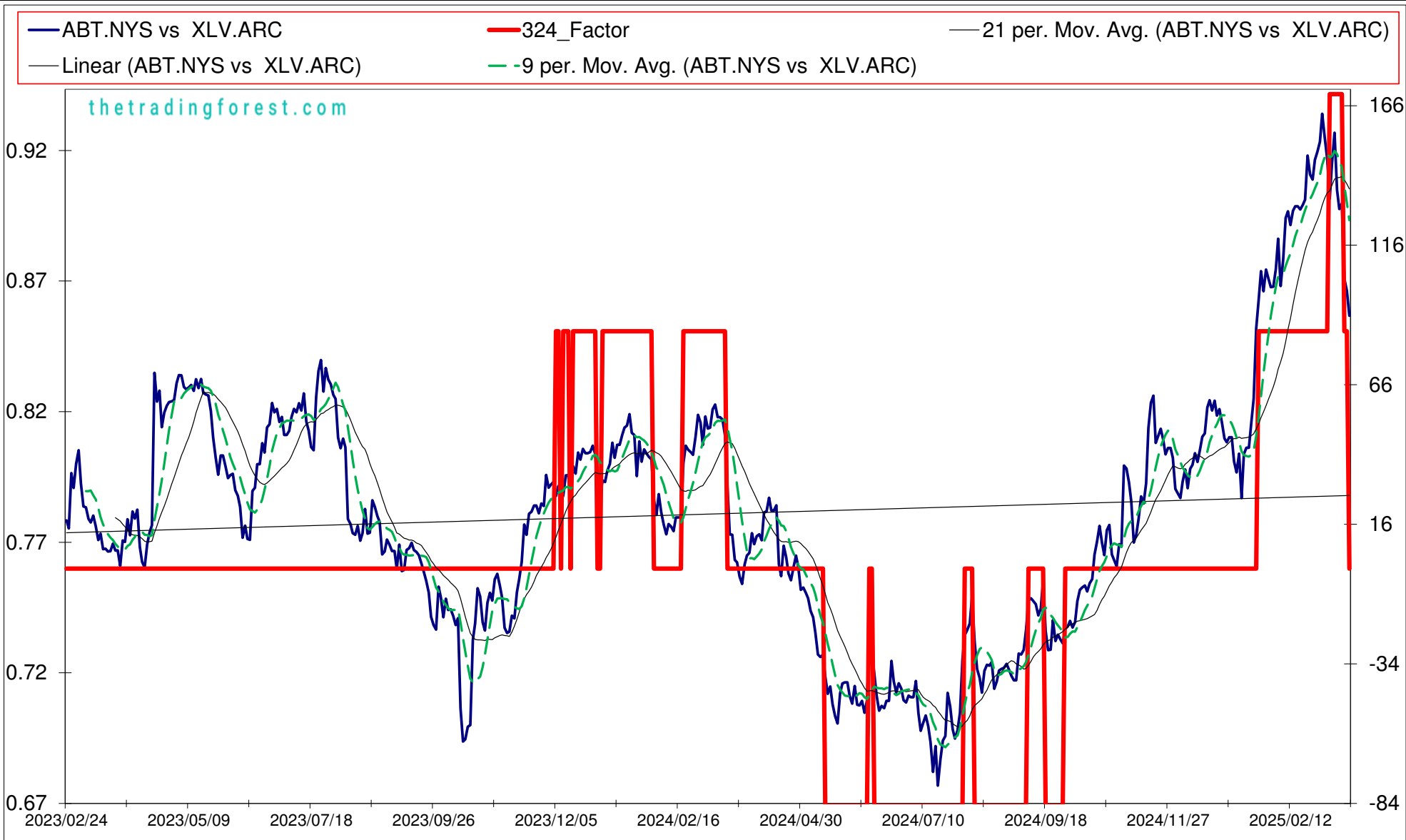
Market Cap : (B)

39 091

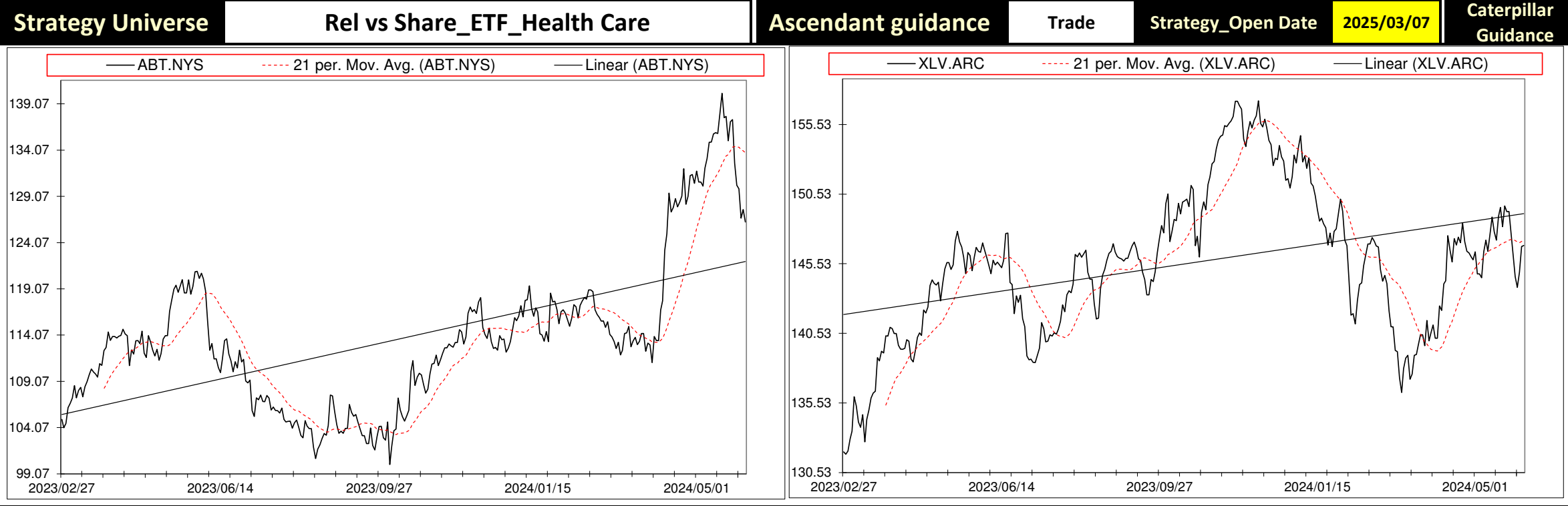
Follow the " 3day to 5day waiting period " before entering the trade : understand the Graph, Trend and Variables

Plan your enrty levels. Focus on the process not the outcome. Expect further short-term deviation from the trade signal. "Patience"

-2.460						19.937						-8.103	
Date	Price or Relative Price	Short_Term_ Radar	Medium_ Term_Radar	Caterpillar_ %	Wise_ Owl(Rnk)	324_Factor	Factor_324	Defcon _Index	Defcon _Index_Trade	Margin of Safety	75_Day_Mom	Trade_Rating (Guidance)	Trendsum
2025/01/22	0.828	No Trade	No Trade	22.53%	0	Absolutely No	0	99	Research Defon Sell	2.12%	11.84%	C	-12
2025/01/23	0.855	No Trade	No Trade	57.50%	0	Absolutely No	0	100	Research Defon Sell	5.40%	15.13%	C	-9
2025/01/24	0.866	No Trade	No Trade	71.94%	50	Research	85	100	Research Defon Sell	6.76%	15.38%	A	-6
2025/01/27	0.877	No Trade	No Trade	85.41%	50	Research	85	100	Research Defon Sell	8.03%	16.16%	A	-2
2025/01/28	0.869	No Trade	No Trade	75.02%	50	Research	85	99	Research Defon Sell	7.05%	14.98%	C	2
2025/01/29	0.878	No Trade	No Trade	85.74%	50	Research	85	100	Research Defon Sell	8.06%	15.98%	A	6
2025/01/30	0.874	No Trade	No Trade	80.85%	50	Research	85	100	Research Defon Sell	7.60%	15.86%	A	9
2025/01/31	0.871	No Trade	No Trade	76.44%	50	Research	85	99	Research Defon Sell	7.18%	14.96%	C	10
2025/02/03	0.871	No Trade	No Trade	75.97%	50	Research	85	99	Research Defon Sell	7.14%	14.75%	C	11
2025/02/04	0.878	No Trade	No Trade	84.63%	50	Research	85	100	Research Defon Sell	7.95%	14.22%	C	12
2025/02/05	0.890	No Trade	No Trade	99.58%	50	Research	85	100	Research Defon Sell	9.36%	14.99%	C	14
2025/02/06	0.872	No Trade	No Trade	75.73%	50	Research	85	98	Research Defon Sell	7.12%	11.78%	C	17
2025/02/07	0.881	No Trade	No Trade	88.46%	50	Research	85	99	Research Defon Sell	8.31%	14.02%	C	19
2025/02/10	0.898	No Trade	No Trade	100.00%	50	Research	85	100	Research Defon Sell	10.23%	16.80%	A	22
2025/02/11	0.900	No Trade	No Trade	100.00%	50	Research	85	100	Research Defon Sell	10.52%	15.69%	A	25
2025/02/12	0.895	No Trade	No Trade	93.70%	50	Research	85	99	Research Defon Sell	9.85%	14.73%	C	27
2025/02/13	0.900	No Trade	No Trade	99.79%	50	Research	85	100	Research Defon Sell	10.49%	17.12%	A	30
2025/02/14	0.902	No Trade	No Trade	100.00%	60	Research	85	100	Research Defon Sell	10.69%	17.67%	A	32
2025/02/17	0.902	No Trade	No Trade	99.39%	60	Research	85	100	Research Defon Sell	10.62%	18.04%	A	35
2025/02/18	0.901	No Trade	No Trade	97.77%	60	Research	85	100	Research Defon Sell	10.45%	16.58%	A	36
2025/02/19	0.903	No Trade	No Trade	99.58%	60	Research	85	100	Research Defon Sell	10.64%	16.92%	A	38
2025/02/20	0.905	No Trade	No Trade	100.00%	60	Research	85	100	Research Defon Sell	10.87%	12.68%	C	40
2025/02/21	0.921	No Trade	No Trade	100.00%	60	Research	85	100	Research Defon Sell	12.91%	14.95%	C	43
2025/02/24	0.914	No Trade	No Trade	92.63%	60	Research	85	99	Research Defon Sell	11.96%	14.81%	C	45
2025/02/25	0.912	No Trade	No Trade	90.60%	60	Research	85	99	Research Defon Sell	11.70%	15.62%	A	45
2025/02/26	0.920	No Trade	No Trade	97.59%	60	Research	85	100	Research Defon Sell	12.60%	18.95%	A	44
2025/02/27	0.923	No Trade	No Trade	100.00%	60	Research	85	100	Research Defon Sell	12.96%	18.88%	A	44
2025/02/28	0.927	No Trade	No Trade	100.00%	60	Research	85	100	Research Defon Sell	13.40%	18.45%	A	44
2025/03/03	0.937	No Trade	No Trade	100.00%	60	Research	85	100	Research Defon Sell	14.65%	18.52%	A	45
2025/03/04	0.928	No Trade	No Trade	92.31%	60	Research	85	99	Research Defon Sell	13.52%	17.78%	A	45
2025/03/05	0.920	No Trade	No Trade	85.17%	60	Research	85	98	Research Defon Sell	12.48%	15.59%	B	44
2025/03/06	0.905	Sell_Panda_ST	Sell_Panda_ST	72.43%	90	Research	170	97	Research Defon Sell	10.61%	10.75%	AA	40
2025/03/07	0.919	Sell_Panda_ST	No Trade	83.74%	90	Research	170	98	Research Defon Sell	12.27%	11.11%	AAA	34
2025/03/10	0.930	No Trade	No Trade	92.88%	90	Research	170	99	Research Defon Sell	13.60%	12.14%	AAA	30
2025/03/11	0.908	Sell_Panda_ST	Sell_Panda_ST	74.45%	75	Research	170	97	Research Defon Sell	10.90%	11.94%	AA	27
2025/03/12	0.901	Sell_Panda_ST	Sell_Panda_ST	68.23%	75	Research	170	96	Research Defon Sell	9.99%	10.67%	AA	22
2025/03/13	0.903	Sell_Panda_ST	Sell_Panda_ST	69.84%	75	Research	170	96	Research Defon Sell	10.23%	10.55%	AA	16
2025/03/14	0.874	No Trade	No Trade	45.70%	0	Research	85	0	Absolutely no Trade	6.69%	7.60%	C	10
2025/03/17	0.870	No Trade	No Trade	41.42%	0	Research	85	0	Absolutely no Trade	6.07%	7.76%	C	4
2025/03/18	0.860	No Trade	No Trade	33.33%	0	Absolutely No	0	0	Absolutely no Trade	4.88%	6.26%	C	0



Date	9 day	9 vs 21 day	33 day
2025/01/29	Buy_9day	Buy 9 vs 21	Buy 33_Day
2025/01/30	Buy_9day	Buy 9 vs 21	Buy 33_Day
2025/01/31	Buy_9day	Buy 9 vs 21	Buy 33_Day
2025/02/03	Buy_9day	Buy 9 vs 21	Buy 33_Day
2025/02/04	Buy_9day	Buy 9 vs 21	Buy 33_Day
2025/02/05	Buy_9day	Buy 9 vs 21	Buy 33_Day
2025/02/06	Sell_9day	Buy 9 vs 21	Buy 33_Day
2025/02/07	Buy_9day	Buy 9 vs 21	Buy 33_Day
2025/02/10	Buy_9day	Buy 9 vs 21	Buy 33_Day
2025/02/11	Buy_9day	Buy 9 vs 21	Buy 33_Day
2025/02/12	Buy_9day	Buy 9 vs 21	Buy 33_Day
2025/02/13	Buy_9day	Buy 9 vs 21	Buy 33_Day
2025/02/14	Buy_9day	Buy 9 vs 21	Buy 33_Day
2025/02/17	Buy_9day	Buy 9 vs 21	Buy 33_Day
2025/02/18	Buy_9day	Buy 9 vs 21	Buy 33_Day
2025/02/19	Buy_9day	Buy 9 vs 21	Buy 33_Day
2025/02/20	Buy_9day	Buy 9 vs 21	Buy 33_Day
2025/02/21	Buy_9day	Buy 9 vs 21	Buy 33_Day
2025/02/24	Buy_9day	Buy 9 vs 21	Buy 33_Day
2025/02/25	Buy_9day	Buy 9 vs 21	Buy 33_Day
2025/02/26	Buy_9day	Buy 9 vs 21	Buy 33_Day
2025/02/27	Buy_9day	Buy 9 vs 21	Buy 33_Day
2025/02/28	Buy_9day	Buy 9 vs 21	Buy 33_Day
2025/03/03	Buy_9day	Buy 9 vs 21	Buy 33_Day
2025/03/04	Buy_9day	Buy 9 vs 21	Buy 33_Day
2025/03/05	Sell_9day	Buy 9 vs 21	Buy 33_Day
2025/03/06	Sell_9day	Buy 9 vs 21	Buy 33_Day
2025/03/07	Sell_9day	Buy 9 vs 21	Buy 33_Day
2025/03/10	Buy_9day	Buy 9 vs 21	Buy 33_Day
2025/03/11	Sell_9day	Buy 9 vs 21	Buy 33_Day
2025/03/12	Sell_9day	Buy 9 vs 21	Sell 33_Day
2025/03/13	Sell_9day	Buy 9 vs 21	Buy 33_Day
2025/03/14	Sell_9day	Sell 9 vs 21	Sell 33_Day
2025/03/17	Sell_9day	Sell 9 vs 21	Sell 33_Day
2025/03/18	Sell_9day	Sell 9 vs 21	Sell 33_Day



Caterpillar Guidance	Research
	(+) : Mom Days 122
	(-) : Mom Days 0
	Guided : Factor 66 day
324_Buy Guidance	0.0%
324_Sell Guidance	91.8%
Mom_75 (days)	6.3%
9 vs 21 day	-1.31%
Price vs 9 day	-4.08%

DGE.LSE

B

Diageo Plc

U

Consumer Staples

Y

Food & Beverage

United Kingdom

Market Cap : (B)

53 298

STG.CSE

Scandinavian Tobacco Group

Consumer Staples

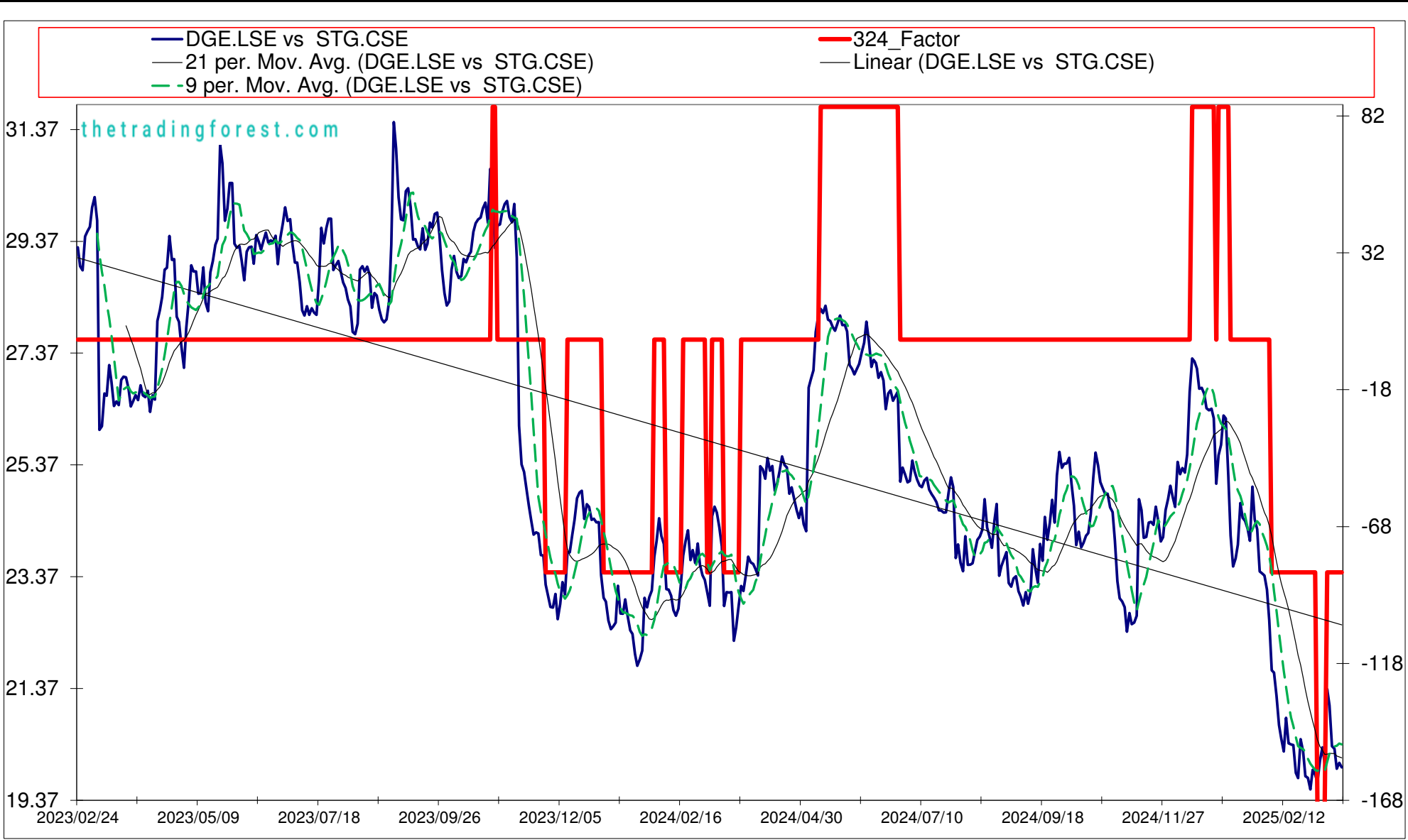
Food, Beverage and Tobacco

Denmark

Market Cap : (B)

7 717

-1.873														-11.247														6.006	
Date	Price or Relative Price	Short_Term_ Radar	Medium_ Term_Radar	Caterpillar_ %	Wise_ Owl(Rnk)	324_Factor	Factor_324	Defcon _Index	Defcon _Index_Trade	Margin of Safety	75_Day_Mom	Trade_Rating (Guidance)	Trendsum																
2025/01/22	24.232	No Trade	No Trade	11.00%	0	Absolutely No	0	0	Absolutely no Trade	2.47%	-4.98%	C	-24																
2025/01/23	24.015	No Trade	No Trade	6.97%	0	Absolutely No	0	0	Absolutely no Trade	1.57%	-4.11%	C	-24																
2025/01/24	24.985	No Trade	No Trade	25.29%	0	Absolutely No	0	0	Absolutely no Trade	5.68%	1.39%	C	-21																
2025/01/27	24.398	No Trade	No Trade	14.42%	0	Absolutely No	0	0	Absolutely no Trade	3.24%	1.91%	C	-18																
2025/01/28	24.223	No Trade	No Trade	11.19%	0	Absolutely No	0	0	Absolutely no Trade	2.51%	0.18%	C	-15																
2025/01/29	23.467	No Trade	No Trade	5.58%	0	Absolutely No	0	-93	Research Defcon Buy	-0.67%	-1.81%	C	-15																
2025/01/30	23.436	No Trade	No Trade	6.56%	0	Absolutely No	0	-94	Research Defcon Buy	-0.79%	-2.27%	C	-18																
2025/01/31	23.395	No Trade	No Trade	7.92%	0	Absolutely No	0	-94	Research Defcon Buy	-0.95%	-2.95%	C	-22																
2025/02/03	23.141	No Trade	No Trade	16.51%	0	Absolutely No	0	-95	Research Defcon Buy	-1.99%	-4.19%	C	-24																
2025/02/04	22.597	No Trade	No Trade	35.52%	0	Absolutely No	0	-97	Research Defcon Buy	-4.28%	-7.75%	C	-25																
2025/02/05	21.699	No Trade	No Trade	66.98%	50	Research	-85	-100	Research Defcon Buy	-8.07%	-13.71%	C	-25																
2025/02/06	21.659	No Trade	No Trade	68.30%	50	Research	-85	-100	Research Defcon Buy	-8.23%	-15.37%	A	-26																
2025/02/07	21.243	No Trade	No Trade	82.82%	50	Research	-85	-100	Research Defcon Buy	-9.98%	-16.26%	A	-27																
2025/02/10	20.717	No Trade	No Trade	100.00%	50	Research	-85	-100	Research Defcon Buy	-12.18%	-17.35%	A	-28																
2025/02/11	20.476	No Trade	No Trade	100.00%	50	Research	-85	-100	Research Defcon Buy	-13.19%	-17.94%	A	-29																
2025/02/12	20.247	No Trade	No Trade	100.00%	50	Research	-85	-100	Research Defcon Buy	-14.15%	-18.51%	A	-30																
2025/02/13	20.849	No Trade	No Trade	81.86%	50	Research	-85	-97	Research Defcon Buy	-11.58%	-16.13%	B	-31																
2025/02/14	20.394	No Trade	No Trade	95.41%	60	Research	-85	-99	Research Defcon Buy	-13.50%	-17.14%	A	-33																
2025/02/17	20.374	No Trade	No Trade	95.79%	60	Research	-85	-99	Research Defcon Buy	-13.55%	-16.93%	A	-34																
2025/02/18	20.361	No Trade	No Trade	96.11%	60	Research	-85	-99	Research Defcon Buy	-13.60%	-15.23%	A	-35																
2025/02/19	19.864	No Trade	No Trade	100.00%	60	Research	-85	-100	Research Defcon Buy	-15.70%	-14.72%	C	-36																
2025/02/20	19.772	No Trade	No Trade	100.00%	60	Research	-85	-100	Research Defcon Buy	-16.07%	-14.00%	C	-36																
2025/02/21	20.467	No Trade	No Trade	81.57%	50	Research	-85	-96	Research Defcon Buy	-13.11%	-10.74%	C	-35																
2025/02/24	20.249	No Trade	No Trade	87.13%	60	Research	-85	-98	Research Defcon Buy	-14.01%	-11.30%	C	-34																
2025/02/25	19.804	No Trade	No Trade	98.81%	60	Research	-85	-100	Research Defcon Buy	-15.88%	-11.54%	C	-34																
2025/02/26	19.774	No Trade	No Trade	99.55%	60	Research	-85	-100	Research Defcon Buy	-16.00%	-12.98%	C	-32																
2025/02/27	19.569	No Trade	No Trade	100.00%	60	Research	-85	-100	Research Defcon Buy	-16.86%	-13.12%	C	-34																
2025/02/28	19.917	No Trade	No Trade	91.16%	60	Research	-85	-98	Research Defcon Buy	-15.37%	-11.69%	C	-37																
2025/03/03	19.831	No Trade	No Trade	93.14%	60	Research	-85	-99	Research Defcon Buy	-15.70%	-12.54%	C	-39																
2025/03/04	19.697	No Trade	No Trade	96.45%	100	Research	-170	-99	Research Defcon Buy	-16.26%	-20.45%	AAA	-40																
2025/03/05	20.082	No Trade	No Trade	86.67%	100	Research	-170	-97	Research Defcon Buy	-14.61%	-18.25%	AAA	-39																
2025/03/06	20.321	Buy_Panda_ST	Buy_Panda_ST	80.58%	90	Research	-170	-96	Research Defcon Buy	-13.59%	-15.58%	AA	-35																
2025/03/07	20.041	Buy_Panda_ST	No Trade	87.56%	90	Research	-170	-98	Research Defcon Buy	-14.76%	-16.79%	AAA	-30																
2025/03/10	21.360	Buy_Panda_ST	Buy_Panda_ST	54.09%	0	Research	-85	0	Absolutely no Trade	-9.12%	-12.25%	C	-25																
2025/03/11	21.071	Buy_Panda_ST	Buy_Panda_ST	61.31%	0	Research	-85	0	Absolutely no Trade	-10.34%	-13.48%	C	-21																
2025/03/12	20.341	Buy_Panda_ST	Buy_Panda_ST	79.67%	50	Research	-85	-96	Research Defcon Buy	-13.43%	-16.30%	B	-16																
2025/03/13	20.297	No Trade	No Trade	80.71%	50	Research	-85	-96	Research Defcon Buy	-13.61%	-17.58%	B	-11																
2025/03/14	19.937	No Trade	No Trade	89.73%	50	Research	-85	-98	Research Defcon Buy	-15.13%	-18.18%	B	-10																
2025/03/17	20.043	No Trade	No Trade	86.86%	50	Research	-85	-98	Research Defcon Buy	-14.64%	-16.50%	B	-11																
2025/03/18	19.962	No Trade	No Trade	88.86%	50	Research	-85	-98	Research Defcon Buy	-14.98%	-17.10%	B	-13																



Date	9 day	9 vs 21 day	33 day
2025/01/29	Sell_9day	Sell 9 vs 21	Sell 33_Day
2025/01/30	Sell_9day	Sell 9 vs 21	Sell 33_Day
2025/01/31	Sell_9day	Sell 9 vs 21	Sell 33_Day
2025/02/03	Sell_9day	Sell 9 vs 21	Sell 33_Day
2025/02/04	Sell_9day	Sell 9 vs 21	Sell 33_Day
2025/02/05	Sell_9day	Sell 9 vs 21	Sell 33_Day
2025/02/06	Sell_9day	Sell 9 vs 21	Sell 33_Day
2025/02/07	Sell_9day	Sell 9 vs 21	Sell 33_Day
2025/02/10	Sell_9day	Sell 9 vs 21	Sell 33_Day
2025/02/11	Sell_9day	Sell 9 vs 21	Sell 33_Day
2025/02/12	Sell_9day	Sell 9 vs 21	Sell 33_Day
2025/02/13	Sell_9day	Sell 9 vs 21	Sell 33_Day
2025/02/14	Sell_9day	Sell 9 vs 21	Sell 33_Day
2025/02/17	Sell_9day	Sell 9 vs 21	Sell 33_Day
2025/02/18	Sell_9day	Sell 9 vs 21	Sell 33_Day
2025/02/19	Sell_9day	Sell 9 vs 21	Sell 33_Day
2025/02/20	Sell_9day	Sell 9 vs 21	Sell 33_Day
2025/02/21	Buy_9day	Sell 9 vs 21	Sell 33_Day
2025/02/24	Sell_9day	Sell 9 vs 21	Sell 33_Day
2025/02/25	Sell_9day	Sell 9 vs 21	Sell 33_Day
2025/02/26	Sell_9day	Sell 9 vs 21	Sell 33_Day
2025/02/27	Sell_9day	Sell 9 vs 21	Sell 33_Day
2025/02/28	Sell_9day	Sell 9 vs 21	Sell 33_Day
2025/03/03	Sell_9day	Sell 9 vs 21	Sell 33_Day
2025/03/04	Sell_9day	Sell 9 vs 21	Sell 33_Day
2025/03/05	Buy_9day	Sell 9 vs 21	Sell 33_Day
2025/03/06	Buy_9day	Sell 9 vs 21	Sell 33_Day
2025/03/07	Buy_9day	Sell 9 vs 21	Sell 33_Day
2025/03/10	Buy_9day	Sell 9 vs 21	Buy 33_Day
2025/03/11	Buy_9day	Sell 9 vs 21	Sell 33_Day
2025/03/12	Buy_9day	Buy 9 vs 21	Sell 33_Day
2025/03/13	Sell_9day	Buy 9 vs 21	Sell 33_Day
2025/03/14	Sell_9day	Buy 9 vs 21	Sell 33_Day
2025/03/17	Sell_9day	Buy 9 vs 21	Sell 33_Day
2025/03/18	Sell_9day	Buy 9 vs 21	Sell 33_Day

Strategy Universe

Euro\_Consumer Staples\_Pairs

Ascendant guidance

Trade

Strategy\_Open Date

2025/03/07

Caterpillar Guidance

Trade

DGE.LSE

21 per. Mov. Avg. (DGE.LSE)

Linear (DGE.LSE)

STG.CSE

21 per. Mov. Avg. (STG.CSE)

Linear (STG.CSE)

(+) : Mom Days

0

(-) : Mom Days

35

Guided : Factor

33 day

324\_Buy Guidance

98.0%

324\_Sell Guidance

0.0%

Mom\_75 (days)

-17.1%

9 vs 21 day

1.21%

Price vs 9 day

-2.03%

SSE.LSE

B  
u  
y

SSE Plc

Utilities

Gas, Water & Multiutilities

United Kingdom

Market Cap : (B)

19 157

TRN.MTA

Terna - Trasmissione Elettricità Rete Nazionale

Utilities

Gas, Water & Multiutilities

Italy

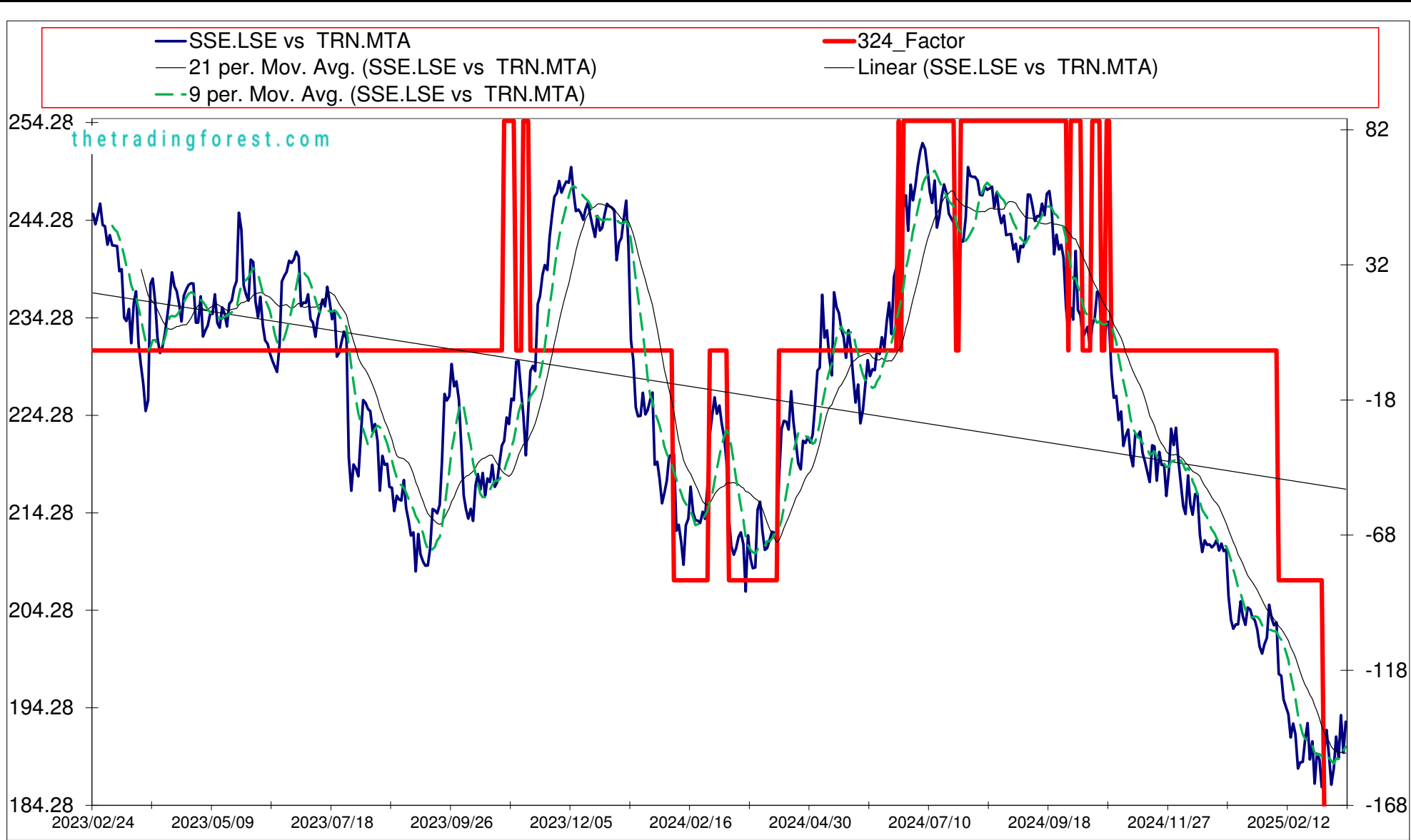
Market Cap : (B)

15 987

Follow the " 3day to 5day waiting period " before entering the trade : understand the Graph, Trend and Variables

Plan your entry levels. Focus on the process not the outcome. Expect further short-term deviation from the trade signal. "Patience"

-2.030														-28.264		13.920	
Date	Price or Relative Price	Short_Term_ Radar	Medium_ Term_Radar	Caterpillar_ %	Wise_ Owl(Rnk)	324_Factor	Factor_324	Defcon _Index	Defcon _Index_Trade	Margin of Safety	75_Day_Mom	Trade_Rating (Guidance)	Trendsum				
2025/01/22	203.515	No Trade	No Trade	43.42%	0	Absolutely No	0	-99	Research Defcon Buy	-4.90%	-15.60%	C	-26				
2025/01/23	203.285	No Trade	No Trade	44.14%	0	Absolutely No	0	-100	Research Defcon Buy	-4.99%	-13.52%	C	-26				
2025/01/24	202.295	No Trade	No Trade	48.00%	0	Absolutely No	0	-100	Research Defcon Buy	-5.42%	-13.75%	C	-28				
2025/01/27	200.564	No Trade	No Trade	54.47%	0	Absolutely No	0	-100	Research Defcon Buy	-6.15%	-13.62%	C	-29				
2025/01/28	199.849	No Trade	No Trade	57.20%	30	Absolutely No	0	-100	Research Defcon Buy	-6.46%	-14.16%	C	-31				
2025/01/29	200.774	No Trade	No Trade	53.13%	30	Absolutely No	0	-100	Research Defcon Buy	-6.00%	-13.95%	C	-33				
2025/01/30	201.453	No Trade	No Trade	50.08%	30	Absolutely No	0	-99	Research Defcon Buy	-5.66%	-12.88%	C	-33				
2025/01/31	204.859	Buy_Panda_ST	Buy_Panda_ST	35.72%	0	Absolutely No	0	-97	Research Defcon Buy	-4.04%	-12.28%	C	-29				
2025/02/03	203.430	Buy_Panda_ST	No Trade	40.94%	0	Absolutely No	0	-98	Research Defcon Buy	-4.62%	-13.12%	C	-25				
2025/02/04	202.737	Buy_Panda_ST	No Trade	43.58%	0	Absolutely No	0	-99	Research Defcon Buy	-4.92%	-14.44%	C	-22				
2025/02/05	203.043	Buy_Panda_ST	Buy_Panda_ST	42.07%	0	Absolutely No	0	-98	Research Defcon Buy	-4.75%	-14.18%	C	-19				
2025/02/06	197.743	No Trade	No Trade	63.85%	50	Research	-85	-100	Research Defcon Buy	-7.21%	-14.72%	C	-20				
2025/02/07	197.568	No Trade	No Trade	64.34%	50	Research	-85	-100	Research Defcon Buy	-7.27%	-14.75%	C	-23				
2025/02/10	195.140	No Trade	No Trade	73.75%	50	Research	-85	-100	Research Defcon Buy	-8.33%	-16.54%	A	-25				
2025/02/11	194.409	No Trade	No Trade	76.56%	50	Research	-85	-100	Research Defcon Buy	-8.65%	-16.87%	A	-26				
2025/02/12	193.640	No Trade	No Trade	79.53%	50	Research	-85	-100	Research Defcon Buy	-8.98%	-15.29%	A	-27				
2025/02/13	191.244	No Trade	No Trade	89.28%	50	Research	-85	-100	Research Defcon Buy	-10.09%	-15.41%	A	-29				
2025/02/14	192.676	No Trade	No Trade	83.09%	50	Research	-85	-99	Research Defcon Buy	-9.39%	-14.84%	C	-31				
2025/02/17	191.579	No Trade	No Trade	86.98%	60	Research	-85	-100	Research Defcon Buy	-9.83%	-14.39%	C	-32				
2025/02/18	188.062	No Trade	No Trade	100.00%	60	Research	-85	-100	Research Defcon Buy	-11.46%	-16.29%	A	-33				
2025/02/19	188.695	No Trade	No Trade	97.18%	60	Research	-85	-100	Research Defcon Buy	-11.13%	-14.66%	C	-33				
2025/02/20	188.731	No Trade	No Trade	96.81%	60	Research	-85	-100	Research Defcon Buy	-11.09%	-15.04%	A	-33				
2025/02/21	190.966	No Trade	No Trade	87.40%	60	Research	-85	-98	Research Defcon Buy	-10.01%	-14.29%	C	-34				
2025/02/24	192.725	No Trade	No Trade	79.49%	50	Research	-85	-98	Research Defcon Buy	-9.11%	-12.47%	C	-34				
2025/02/25	189.005	No Trade	No Trade	94.59%	60	Research	-85	-99	Research Defcon Buy	-10.84%	-13.72%	C	-31				
2025/02/26	190.855	Buy_Panda_ST	No Trade	86.75%	50	Research	-85	-99	Research Defcon Buy	-9.94%	-14.16%	C	-29				
2025/02/27	186.483	No Trade	No Trade	100.00%	50	Research	-85	-100	Research Defcon Buy	-11.98%	-16.06%	A	-27				
2025/02/28	189.578	No Trade	No Trade	87.59%	50	Research	-85	-98	Research Defcon Buy	-10.49%	-14.84%	C	-27				
2025/03/03	189.005	No Trade	No Trade	89.22%	50	Research	-85	-99	Research Defcon Buy	-10.69%	-14.24%	C	-27				
2025/03/04	186.140	No Trade	No Trade	100.00%	50	Research	-85	-100	Research Defcon Buy	-12.01%	-15.22%	A	-27				
2025/03/05	189.858	No Trade	No Trade	85.16%	90	Research	-170	-98	Research Defcon Buy	-10.23%	-13.09%	AAA	-26				
2025/03/06	192.010	No Trade	No Trade	76.48%	90	Research	-170	-97	Research Defcon Buy	-9.19%	-11.69%	AA	-26				
2025/03/07	189.351	Buy_Panda_ST	No Trade	86.73%	90	Research	-170	-98	Research Defcon Buy	-10.42%	-14.40%	AAA	-25				
2025/03/10	186.381	No Trade	No Trade	97.80%	90	Research	-170	-100	Research Defcon Buy	-11.75%	-15.70%	AAA	-25				
2025/03/11	188.130	No Trade	No Trade	90.70%	90	Research	-170	-99	Research Defcon Buy	-10.90%	-13.53%	AAA	-24				
2025/03/12	191.341	No Trade	No Trade	77.83%	90	Research	-170	-97	Research Defcon Buy	-9.35%	-13.24%	AAA	-24				
2025/03/13	189.140	Buy_Panda_ST	No Trade	86.30%	90	Research	-170	-98	Research Defcon Buy	-10.37%	-13.71%	AAA	-20				
2025/03/14	193.548	Buy_Panda_ST	Buy_Panda_ST	68.69%	75	Research	-170	-96	Research Defcon Buy	-8.25%	-11.71%	AA	-14				
2025/03/17	189.720	No Trade	No Trade	83.16%	75	Research	-170	-98	Research Defcon Buy	-9.99%	-12.17%	AA	-8				
2025/03/18	192.857	No Trade	No Trade	70.55%	60	Research	-170	-96	Research Defcon Buy	-8.48%	-11.76%	A	-6				



Date	9 day	9 vs 21 day	33 day
2025/01/29	Sell_9day	Sell 9 vs 21	Sell 33_Day
2025/01/30	Sell_9day	Sell 9 vs 21	Sell 33_Day
2025/01/31	Buy_9day	Sell 9 vs 21	Sell 33_Day
2025/02/03	Buy_9day	Sell 9 vs 21	Sell 33_Day
2025/02/04	Buy_9day	Sell 9 vs 21	Sell 33_Day
2025/02/05	Buy_9day	Sell 9 vs 21	Sell 33_Day
2025/02/06	Sell_9day	Sell 9 vs 21	Sell 33_Day
2025/02/07	Sell_9day	Sell 9 vs 21	Sell 33_Day
2025/02/10	Sell_9day	Sell 9 vs 21	Sell 33_Day
2025/02/11	Sell_9day	Sell 9 vs 21	Sell 33_Day
2025/02/12	Sell_9day	Sell 9 vs 21	Sell 33_Day
2025/02/13	Sell_9day	Sell 9 vs 21	Sell 33_Day
2025/02/14	Sell_9day	Sell 9 vs 21	Sell 33_Day
2025/02/17	Sell_9day	Sell 9 vs 21	Sell 33_Day
2025/02/18	Sell_9day	Sell 9 vs 21	Sell 33_Day
2025/02/19	Sell_9day	Sell 9 vs 21	Sell 33_Day
2025/02/20	Sell_9day	Sell 9 vs 21	Sell 33_Day
2025/02/21	Sell_9day	Sell 9 vs 21	Sell 33_Day
2025/02/24	Buy_9day	Sell 9 vs 21	Sell 33_Day
2025/02/25	Sell_9day	Sell 9 vs 21	Sell 33_Day
2025/02/26	Buy_9day	Sell 9 vs 21	Sell 33_Day
2025/02/27	Sell_9day	Sell 9 vs 21	Sell 33_Day
2025/02/28	Buy_9day	Sell 9 vs 21	Sell 33_Day
2025/03/03	Sell_9day	Sell 9 vs 21	Sell 33_Day
2025/03/04	Sell_9day	Sell 9 vs 21	Sell 33_Day
2025/03/05	Buy_9day	Sell 9 vs 21	Sell 33_Day
2025/03/06	Buy_9day	Sell 9 vs 21	Sell 33_Day
2025/03/07	Buy_9day	Sell 9 vs 21	Sell 33_Day
2025/03/10	Sell_9day	Sell 9 vs 21	Sell 33_Day
2025/03/11	Sell_9day	Sell 9 vs 21	Sell 33_Day
2025/03/12	Buy_9day	Sell 9 vs 21	Sell 33_Day
2025/03/13	Buy_9day	Sell 9 vs 21	Sell 33_Day
2025/03/14	Buy_9day	Sell 9 vs 21	Buy 33_Day
2025/03/17	Sell_9day	Buy 9 vs 21	Sell 33_Day
2025/03/18	Buy_9day	Buy 9 vs 21	Buy 33_Day

Strategy Universe	Euro_Utilities_Pairs	Ascendant guidance	Trade	Strategy_Open Date	2025/03/07	Caterpillar Guidance	Trade
<div><div><div>SSE.LSE</div><div>21 per. Mov. Avg. (SSE.LSE)</div><div>Linear (SSE.LSE)</div></div><div><div>TRN.MTA</div><div>21 per. Mov. Avg. (TRN.MTA)</div><div>Linear (TRN.MTA)</div></div></div>						(+) : Mom Days	0
						(-) : Mom Days	113
						Guided : Factor	66 day
						324_Buy Guidance	96.4%
						324_Sell Guidance	0.0%
						Mom_75 (days)	-11.8%
						9 vs 21 day	0.33%
						Price vs 9 day	1.36%

ACGL.NAS

B  
u  
y

Arch Capital Group

Financial

Insurance

New York

Market Cap : (B)

37 356

WRB.NYS

W.R. Berkley

Financial

Insurance

New York

Market Cap : (B)

23 729

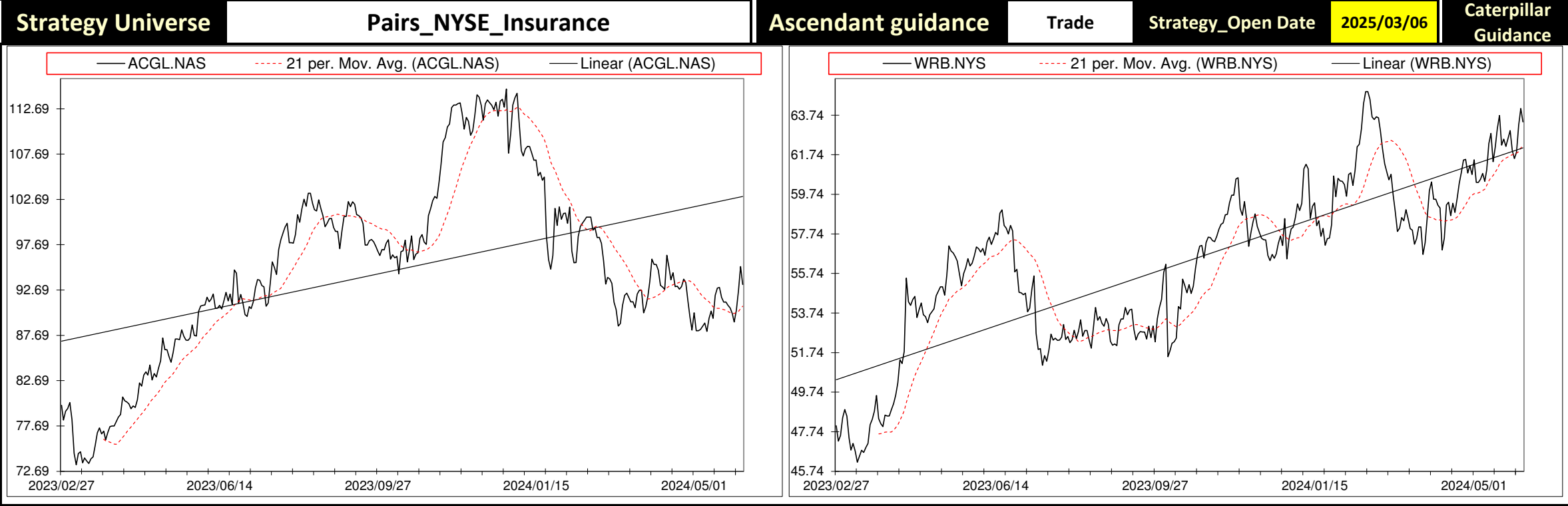
Follow the " 3day to 5day waiting period " before entering the trade : understand the Graph, Trend and Variables

Plan your enrty levels. Focus on the process not the outcome. Expect further short-term deviation from the trade signal. "Patience"

-1.630														-6.981														4.283													
Date	Price or Relative Price	Short_Term_ Radar	Medium_ Term_Radar	Caterpillar_ %	Wise_ Owl(Rnk)	324_Factor	Factor_324	Defcon _Index	Defcon _Index_Trade	Margin of Safety	75_Day_Mom	Trade_Rating (Guidance)	Trendsum																												
2025/01/22	1.578	No Trade	No Trade	35.02%	0	Absolutely No	0	-89	Research Defcon Buy	-5.70%	-20.05%	C	8																												
2025/01/23	1.634	No Trade	No Trade	14.63%	0	Absolutely No	0	0	Absolutely no Trade	-2.38%	-16.77%	C	10																												
2025/01/24	1.613	No Trade	No Trade	22.40%	0	Absolutely No	0	0	Absolutely no Trade	-3.65%	-15.50%	C	13																												
2025/01/27	1.630	No Trade	No Trade	15.77%	0	Absolutely No	0	0	Absolutely no Trade	-2.57%	-14.75%	C	16																												
2025/01/28	1.604	No Trade	No Trade	25.25%	0	Absolutely No	0	0	Absolutely no Trade	-4.11%	-17.73%	C	16																												
2025/01/29	1.599	No Trade	No Trade	27.19%	0	Absolutely No	0	-91	Research Defcon Buy	-4.43%	-18.43%	C	14																												
2025/01/30	1.595	No Trade	No Trade	28.58%	0	Absolutely No	0	-91	Research Defcon Buy	-4.65%	-18.33%	C	12																												
2025/01/31	1.582	No Trade	No Trade	33.39%	0	Absolutely No	0	-92	Research Defcon Buy	-5.43%	-15.61%	C	8																												
2025/02/03	1.564	No Trade	No Trade	39.83%	0	Absolutely No	0	-93	Research Defcon Buy	-6.48%	-14.71%	C	4																												
2025/02/04	1.539	No Trade	No Trade	49.14%	0	Absolutely No	0	-95	Research Defcon Buy	-8.00%	-15.12%	C	2																												
2025/02/05	1.529	No Trade	No Trade	52.56%	0	Absolutely No	0	-96	Research Defcon Buy	-8.55%	-13.76%	C	-1																												
2025/02/06	1.527	No Trade	No Trade	53.38%	0	Absolutely No	0	-96	Research Defcon Buy	-8.69%	-13.81%	C	-4																												
2025/02/07	1.520	No Trade	No Trade	55.89%	0	Absolutely No	0	-96	Research Defcon Buy	-9.10%	-14.50%	C	-8																												
2025/02/10	1.504	No Trade	No Trade	61.77%	50	Research	-85	-97	Research Defcon Buy	-10.05%	-18.34%	B	-12																												
2025/02/11	1.464	No Trade	No Trade	76.33%	50	Research	-85	-99	Research Defcon Buy	-12.42%	-19.09%	B	-15																												
2025/02/12	1.453	No Trade	No Trade	80.33%	50	Research	-85	-99	Research Defcon Buy	-13.08%	-19.49%	A	-19																												
2025/02/13	1.466	No Trade	No Trade	75.45%	50	Research	-85	-98	Research Defcon Buy	-12.28%	-19.01%	B	-23																												
2025/02/14	1.461	No Trade	No Trade	77.18%	50	Research	-85	-99	Research Defcon Buy	-12.56%	-19.21%	B	-27																												
2025/02/17	1.461	No Trade	No Trade	77.07%	50	Research	-85	-99	Research Defcon Buy	-12.55%	-19.65%	B	-29																												
2025/02/18	1.460	No Trade	No Trade	77.67%	50	Research	-85	-99	Research Defcon Buy	-12.64%	-19.45%	B	-29																												
2025/02/19	1.459	No Trade	No Trade	78.02%	50	Research	-85	-99	Research Defcon Buy	-12.70%	-15.39%	B	-28																												
2025/02/20	1.474	No Trade	No Trade	72.24%	50	Research	-85	-98	Research Defcon Buy	-11.76%	-11.71%	C	-26																												
2025/02/21	1.445	No Trade	No Trade	82.82%	50	Research	-85	-100	Research Defcon Buy	-13.48%	-12.47%	C	-25																												
2025/02/24	1.437	No Trade	No Trade	85.77%	50	Research	-85	-100	Research Defcon Buy	-13.96%	-13.31%	C	-24																												
2025/02/25	1.438	No Trade	No Trade	85.35%	50	Research	-85	-100	Research Defcon Buy	-13.89%	-14.20%	C	-23																												
2025/02/26	1.459	No Trade	No Trade	77.66%	50	Research	-85	-98	Research Defcon Buy	-12.64%	-12.84%	C	-25																												
2025/02/27	1.483	Buy_Panda_ST	No Trade	68.95%	50	Research	-85	-97	Research Defcon Buy	-11.22%	-11.86%	C	-23																												
2025/02/28	1.473	Buy_Panda_ST	No Trade	72.49%	50	Research	-85	-97	Research Defcon Buy	-11.80%	-11.45%	C	-22																												
2025/03/03	1.459	Buy_Panda_ST	No Trade	77.51%	50	Research	-85	-98	Research Defcon Buy	-12.62%	-12.85%	C	-20																												
2025/03/04	1.476	Buy_Panda_ST	Buy_Panda_ST	71.10%	50	Research	-85	-97	Research Defcon Buy	-11.57%	-12.10%	C	-17																												
2025/03/05	1.461	Buy_Panda_ST	No Trade	76.74%	50	Research	-85	-98	Research Defcon Buy	-12.49%	-12.90%	C	-17																												
2025/03/06	1.470	Buy_Panda_ST	Buy_Panda_ST	73.41%	50	Research	-85	-98	Research Defcon Buy	-11.95%	-12.33%	C	-16																												
2025/03/07	1.455	No Trade	No Trade	78.98%	50	Research	-85	-99	Research Defcon Buy	-12.86%	-8.76%	C	-15																												
2025/03/10	1.441	No Trade	No Trade	83.92%	50	Research	-85	-100	Research Defcon Buy	-13.66%	-9.36%	C	-15																												
2025/03/11	1.454	No Trade	No Trade	79.07%	50	Research	-85	-99	Research Defcon Buy	-12.87%	-7.42%	C	-15																												
2025/03/12	1.449	No Trade	No Trade	81.03%	50	Research	-85	-99	Research Defcon Buy	-13.19%	-8.70%	C	-18																												
2025/03/13	1.461	No Trade	No Trade	76.32%	50	Research	-85	-98	Research Defcon Buy	-12.42%	-8.72%	C	-19																												
2025/03/14	1.464	No Trade	No Trade	75.28%	50	Research	-85	-98	Research Defcon Buy	-12.25%	-7.75%	C	-19																												
2025/03/17	1.487	No Trade	No Trade	66.75%	50	Research	-85	-96	Research Defcon Buy	-10.86%	-4.74%	C	-14																												
2025/03/18	1.472	No Trade	No Trade	72.34%	50	Research	-85	-97	Research Defcon Buy	-11.78%	-5.14%	C	-9																												



Date	9 day	9 vs 21 day	33 day
2025/01/29	Sell_9day	Buy 9 vs 21	Buy 33_Day
2025/01/30	Sell_9day	Buy 9 vs 21	Buy 33_Day
2025/01/31	Sell_9day	Buy 9 vs 21	Buy 33_Day
2025/02/03	Sell_9day	Buy 9 vs 21	Sell 33_Day
2025/02/04	Sell_9day	Buy 9 vs 21	Sell 33_Day
2025/02/05	Sell_9day	Sell 9 vs 21	Sell 33_Day
2025/02/06	Sell_9day	Sell 9 vs 21	Sell 33_Day
2025/02/07	Sell_9day	Sell 9 vs 21	Sell 33_Day
2025/02/10	Sell_9day	Sell 9 vs 21	Sell 33_Day
2025/02/11	Sell_9day	Sell 9 vs 21	Sell 33_Day
2025/02/12	Sell_9day	Sell 9 vs 21	Sell 33_Day
2025/02/13	Sell_9day	Sell 9 vs 21	Sell 33_Day
2025/02/14	Sell_9day	Sell 9 vs 21	Sell 33_Day
2025/02/17	Sell_9day	Sell 9 vs 21	Sell 33_Day
2025/02/18	Sell_9day	Sell 9 vs 21	Sell 33_Day
2025/02/19	Sell_9day	Sell 9 vs 21	Sell 33_Day
2025/02/20	Buy_9day	Sell 9 vs 21	Sell 33_Day
2025/02/21	Sell_9day	Sell 9 vs 21	Sell 33_Day
2025/02/24	Sell_9day	Sell 9 vs 21	Sell 33_Day
2025/02/25	Sell_9day	Sell 9 vs 21	Sell 33_Day
2025/02/26	Buy_9day	Sell 9 vs 21	Sell 33_Day
2025/02/27	Buy_9day	Sell 9 vs 21	Sell 33_Day
2025/02/28	Buy_9day	Sell 9 vs 21	Sell 33_Day
2025/03/03	Buy_9day	Sell 9 vs 21	Sell 33_Day
2025/03/04	Buy_9day	Sell 9 vs 21	Sell 33_Day
2025/03/05	Buy_9day	Sell 9 vs 21	Sell 33_Day
2025/03/06	Buy_9day	Sell 9 vs 21	Sell 33_Day
2025/03/07	Sell_9day	Sell 9 vs 21	Sell 33_Day
2025/03/10	Sell_9day	Buy 9 vs 21	Sell 33_Day
2025/03/11	Sell_9day	Buy 9 vs 21	Sell 33_Day
2025/03/12	Sell_9day	Buy 9 vs 21	Sell 33_Day
2025/03/13	Buy_9day	Sell 9 vs 21	Sell 33_Day
2025/03/14	Buy_9day	Sell 9 vs 21	Sell 33_Day
2025/03/17	Buy_9day	Sell 9 vs 21	Buy 33_Day
2025/03/18	Buy_9day	Buy 9 vs 21	Sell 33_Day



Caterpillar Guidance	Research
	(+) : Mom Days 0
	(-) : Mom Days 97
	Guided : Factor 66 day
324_Buy Guidance	97.4%
324_Sell Guidance	0.0%
Mom_75 (days)	-5.1%
9 vs 21 day	0.04%
Price vs 9 day	0.71%

S  
e  
l  
l

UNP.NYS

Union Pacific Corporation

Industrial

Road & Rail

New York

Market Cap : (B)

146 951

Follow the " 3day to 5day waiting period " before entering the trade : understand the Graph, Trend and Variables

NDSN.NAS

Nordson Corporation

Industrial

Machinery

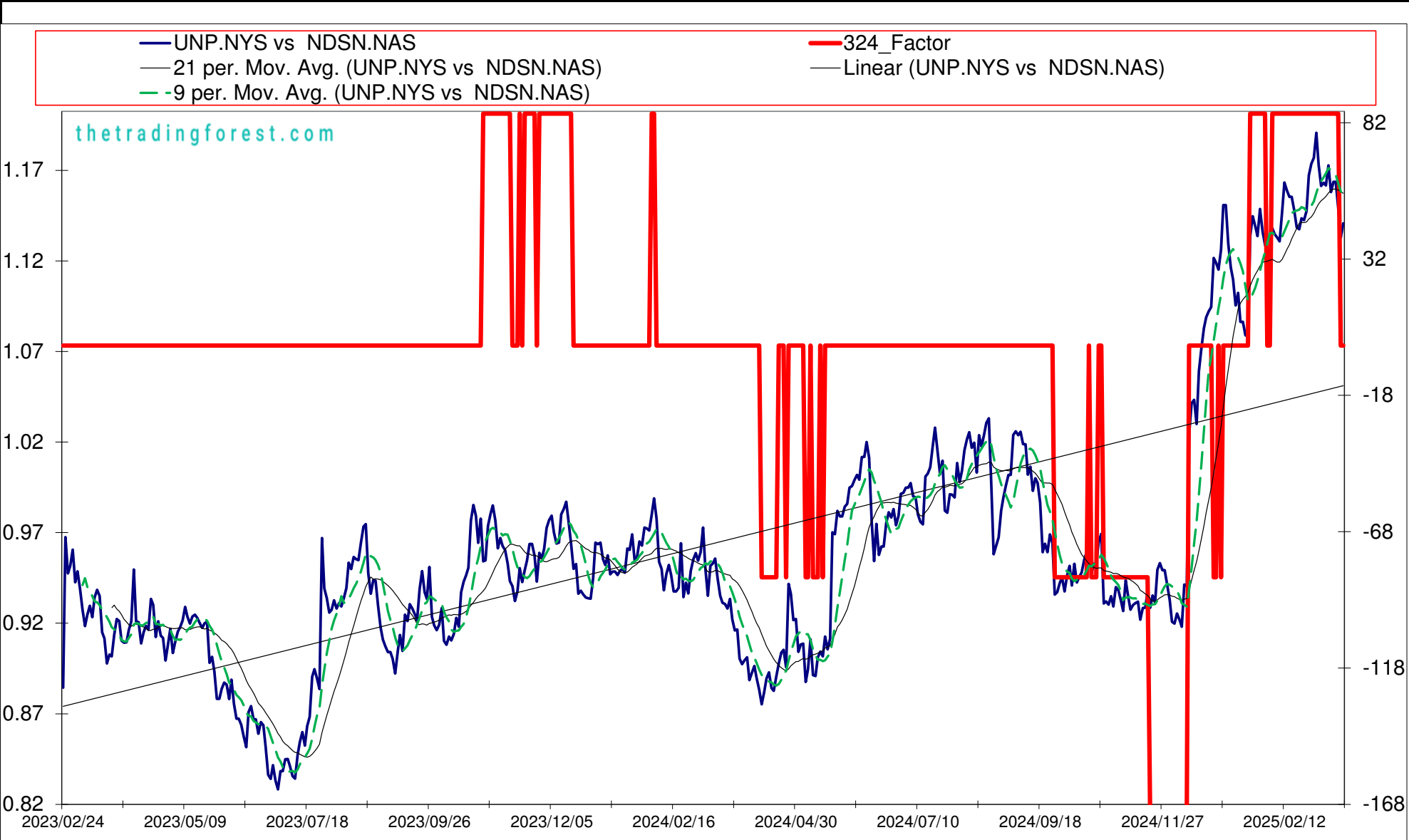
New York

Market Cap : (B)

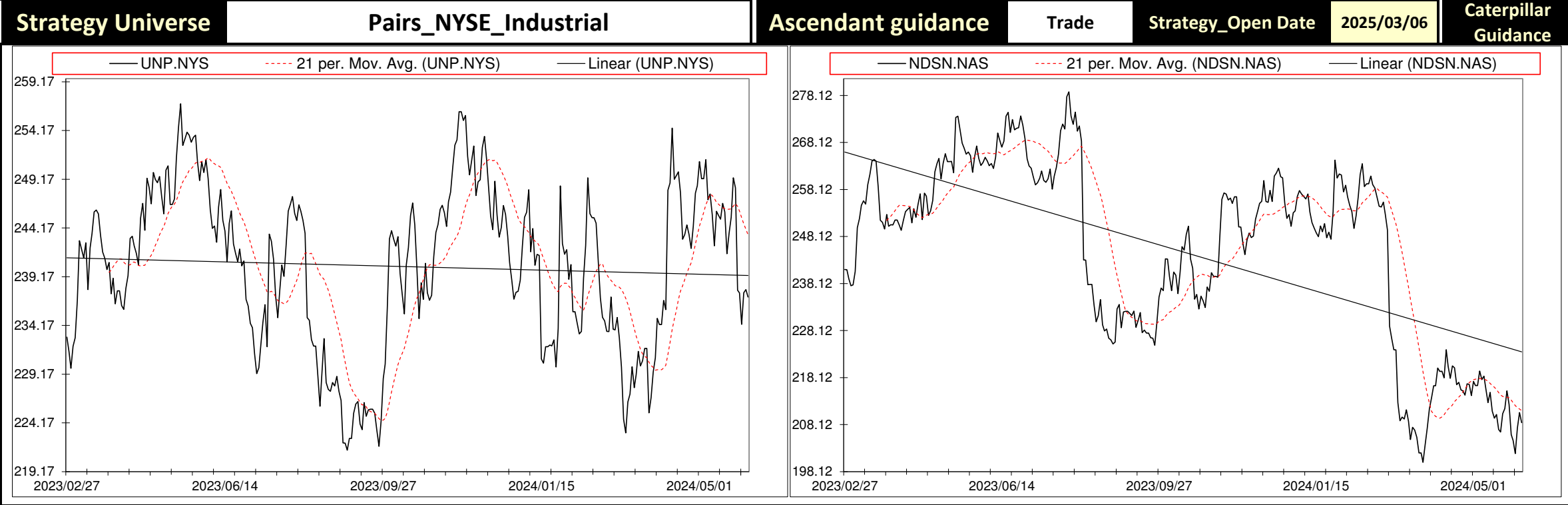
14 940

Plan your enrty levels. Focus on the process not the outcome. Expect further short-term deviation from the trade signal. "Patience"

-2.329														37.111														-15.936															
Date	Price or Relative Price	Short_Term_ Radar	Medium_ Term_Radar	Caterpillar_ %	Wise_ Owl(Rnk)	324_Factor	Factor_324	Defcon _Index	Defcon _Index_Trade	Margin of Safety	75_Day_Mom	Trade_Rating (Guidance)	Trendsum																														
2025/01/22	1.075	No Trade	No Trade	15.43%	0	Absolutely No	0	0	Absolutely no Trade	1.82%	14.03%	C	2																														
2025/01/23	1.130	No Trade	No Trade	59.66%	50	Research	85	99	Research Defon Sell	7.03%	19.23%	B	1																														
2025/01/24	1.141	No Trade	No Trade	67.93%	50	Research	85	99	Research Defon Sell	8.00%	21.75%	A	1																														
2025/01/27	1.135	No Trade	No Trade	62.61%	50	Research	85	99	Research Defon Sell	7.38%	19.64%	B	1																														
2025/01/28	1.130	No Trade	No Trade	57.89%	50	Research	85	99	Research Defon Sell	6.82%	20.37%	B	0																														
2025/01/29	1.145	No Trade	No Trade	69.51%	50	Research	85	100	Research Defon Sell	8.19%	21.57%	A	1																														
2025/01/30	1.133	No Trade	No Trade	59.46%	50	Research	85	99	Research Defon Sell	7.01%	19.97%	B	2																														
2025/01/31	1.125	No Trade	No Trade	55.98%	50	Research	85	98	Research Defon Sell	6.25%	18.30%	B	2																														
2025/02/03	1.122	No Trade	No Trade	52.05%	0	Absolutely No	0	98	Research Defon Sell	5.81%	17.38%	C	2																														
2025/02/04	1.121	No Trade	No Trade	51.43%	0	Absolutely No	0	98	Research Defon Sell	5.74%	16.01%	C	0																														
2025/02/05	1.134	No Trade	No Trade	61.86%	50	Research	85	99	Research Defon Sell	6.91%	20.19%	B	-2																														
2025/02/06	1.131	No Trade	No Trade	58.82%	50	Research	85	99	Research Defon Sell	6.57%	19.16%	B	-4																														
2025/02/07	1.129	No Trade	No Trade	56.90%	50	Research	85	98	Research Defon Sell	6.36%	19.02%	B	-7																														
2025/02/10	1.127	No Trade	No Trade	54.03%	50	Research	85	98	Research Defon Sell	6.04%	17.21%	B	-9																														
2025/02/11	1.143	No Trade	No Trade	67.52%	50	Research	85	100	Research Defon Sell	7.54%	18.42%	A	-7																														
2025/02/12	1.159	No Trade	No Trade	88.39%	50	Research	85	100	Research Defon Sell	9.01%	25.06%	A	-5																														
2025/02/13	1.155	No Trade	No Trade	91.18%	50	Research	85	100	Research Defon Sell	8.56%	24.43%	A	-2																														
2025/02/14	1.152	No Trade	No Trade	87.26%	50	Research	85	99	Research Defon Sell	8.19%	24.28%	A	0																														
2025/02/17	1.152	No Trade	No Trade	86.01%	50	Research	85	99	Research Defon Sell	8.07%	23.67%	A	2																														
2025/02/18	1.144	No Trade	No Trade	78.22%	50	Research	85	99	Research Defon Sell	7.34%	23.64%	B	2																														
2025/02/19	1.135	No Trade	No Trade	68.34%	50	Research	85	98	Research Defon Sell	6.41%	21.21%	B	1																														
2025/02/20	1.134	No Trade	No Trade	66.89%	50	Research	85	98	Research Defon Sell	6.28%	21.33%	B	0																														
2025/02/21	1.140	No Trade	No Trade	72.56%	50	Research	85	98	Research Defon Sell	6.81%	22.73%	B	-3																														
2025/02/24	1.139	No Trade	No Trade	70.34%	50	Research	85	98	Research Defon Sell	6.60%	23.38%	B	-6																														
2025/02/25	1.144	No Trade	No Trade	74.93%	50	Research	85	99	Research Defon Sell	7.03%	21.68%	B	-5																														
2025/02/26	1.163	No Trade	No Trade	94.14%	50	Research	85	100	Research Defon Sell	8.84%	24.99%	A	-3																														
2025/02/27	1.170	No Trade	No Trade	100.00%	50	Research	85	100	Research Defon Sell	9.39%	26.64%	A	1																														
2025/02/28	1.173	No Trade	No Trade	100.00%	50	Research	85	100	Research Defon Sell	9.66%	26.65%	A	5																														
2025/03/03	1.187	No Trade	No Trade	100.00%	50	Research	85	100	Research Defon Sell	10.83%	27.98%	A	10																														
2025/03/04	1.169	No Trade	No Trade	84.45%	50	Research	85	99	Research Defon Sell	9.15%	25.99%	B	13																														
2025/03/05	1.158	No Trade	No Trade	74.02%	50	Research	85	98	Research Defon Sell	8.02%	26.07%	B	13																														
2025/03/06	1.159	Sell_Panda_ST	No Trade	75.24%	50	Research	85	98	Research Defon Sell	8.15%	25.40%	B	13																														
2025/03/07	1.158	No Trade	No Trade	73.56%	50	Research	85	98	Research Defon Sell	7.97%	25.20%	B	11																														
2025/03/10	1.169	No Trade	No Trade	82.00%	50	Research	85	98	Research Defon Sell	8.88%	25.20%	B	6																														
2025/03/11	1.154	No Trade	No Trade	68.95%	50	Research	85	97	Research Defon Sell	7.47%	24.81%	B	4																														
2025/03/12	1.160	No Trade	No Trade	73.48%	50	Research	85	98	Research Defon Sell	7.96%	24.51%	B	1																														
2025/03/13	1.160	No Trade	No Trade	73.12%	50	Research	85	98	Research Defon Sell	7.92%	25.03%	B	-2																														
2025/03/14	1.145	No Trade	No Trade	60.20%	50	Research	85	96	Research Defon Sell	6.52%	21.10%	B	-4																														
2025/03/17	1.129	No Trade	No Trade	45.19%	0	Absolutely No	0	95	Research Defon Sell	4.89%	18.92%	C	-6																														
2025/03/18	1.137	No Trade	No Trade	51.66%	0	Absolutely No	0	96	Research Defon Sell	5.59%	20.25%	C	-8																														



Date	9 day	9 vs 21 day	33 day
2025/01/29	Buy_9day	Sell 9 vs 21	Buy 33_Day
2025/01/30	Buy_9day	Buy 9 vs 21	Buy 33_Day
2025/01/31	Buy_9day	Buy 9 vs 21	Buy 33_Day
2025/02/03	Sell_9day	Buy 9 vs 21	Buy 33_Day
2025/02/04	Sell_9day	Buy 9 vs 21	Buy 33_Day
2025/02/05	Buy_9day	Buy 9 vs 21	Buy 33_Day
2025/02/06	Buy_9day	Buy 9 vs 21	Buy 33_Day
2025/02/07	Sell_9day	Buy 9 vs 21	Buy 33_Day
2025/02/10	Sell_9day	Buy 9 vs 21	Buy 33_Day
2025/02/11	Buy_9day	Buy 9 vs 21	Buy 33_Day
2025/02/12	Buy_9day	Buy 9 vs 21	Buy 33_Day
2025/02/13	Buy_9day	Buy 9 vs 21	Buy 33_Day
2025/02/14	Buy_9day	Buy 9 vs 21	Buy 33_Day
2025/02/17	Buy_9day	Buy 9 vs 21	Buy 33_Day
2025/02/18	Buy_9day	Buy 9 vs 21	Buy 33_Day
2025/02/19	Sell_9day	Buy 9 vs 21	Buy 33_Day
2025/02/20	Sell_9day	Buy 9 vs 21	Buy 33_Day
2025/02/21	Sell_9day	Buy 9 vs 21	Buy 33_Day
2025/02/24	Sell_9day	Buy 9 vs 21	Buy 33_Day
2025/02/25	Buy_9day	Buy 9 vs 21	Buy 33_Day
2025/02/26	Buy_9day	Buy 9 vs 21	Buy 33_Day
2025/02/27	Buy_9day	Buy 9 vs 21	Buy 33_Day
2025/02/28	Buy_9day	Buy 9 vs 21	Buy 33_Day
2025/03/03	Buy_9day	Buy 9 vs 21	Buy 33_Day
2025/03/04	Buy_9day	Buy 9 vs 21	Buy 33_Day
2025/03/05	Sell_9day	Buy 9 vs 21	Buy 33_Day
2025/03/06	Sell_9day	Buy 9 vs 21	Buy 33_Day
2025/03/07	Sell_9day	Buy 9 vs 21	Buy 33_Day
2025/03/10	Buy_9day	Buy 9 vs 21	Buy 33_Day
2025/03/11	Sell_9day	Buy 9 vs 21	Buy 33_Day
2025/03/12	Sell_9day	Buy 9 vs 21	Buy 33_Day
2025/03/13	Sell_9day	Buy 9 vs 21	Buy 33_Day
2025/03/14	Sell_9day	Buy 9 vs 21	Sell 33_Day
2025/03/17	Sell_9day	Buy 9 vs 21	Sell 33_Day
2025/03/18	Sell_9day	Sell 9 vs 21	Sell 33_Day



Caterpillar Guidance	Research
(+) : Mom Days	64
(-) : Mom Days	0
Guided : Factor	33 day
324_Buy Guidance	0.0%
324_Sell Guidance	95.8%
Mom_75 (days)	20.2%
9 vs 21 day	-0.11%
Price vs 9 day	-1.34%

- B** NextEra Energy
- U** Utilities
- y** Electric Utilities

**CMS.NYS**

**CMS Energy**

## Utilities

## Multi-Utilities

## New York

**Market Cap : (B)**

156 287

## New York


**Market Cap : (B)**

**20 772**

-4.905														4.034		-0.822	
Date	Price or Relative Price	Short_Term_ Radar	Medium_ Term_Radar	Caterpillar_ %	Wise_ Owl(Rnk)	324_Factor	Factor_324	Defcon _Index	Defcon _Index_Trade	Margin of Safety	75_Day_Mom	Trade_Rating (Guidance)	Trendsum				
2025/01/22	1.028	No Trade	No Trade	47.10%	0	Absolutely No	0	-91	Research Defcon Buy	-7.65%	-13.98%	C	-24				
2025/01/23	1.051	No Trade	No Trade	34.52%	0	Absolutely No	0	-89	Research Defcon Buy	-5.60%	-10.72%	C	-22				
2025/01/24	1.107	Buy_Panda_ST	Buy_Panda_ST	3.93%	0	Absolutely No	0	0	Absolutely no Trade	-0.64%	-3.85%	C	-20				
2025/01/27	1.099	Buy_Panda_ST	Buy_Panda_ST	8.25%	0	Absolutely No	0	0	Absolutely no Trade	-1.34%	-4.49%	C	-18				
2025/01/28	1.075	Buy_Panda_ST	Buy_Panda_ST	21.37%	0	Absolutely No	0	-86	Research Defcon Buy	-3.47%	-7.11%	C	-17				
2025/01/29	1.078	Buy_Panda_ST	Buy_Panda_ST	19.90%	0	Absolutely No	0	-86	Research Defcon Buy	-3.23%	-7.93%	C	-15				
2025/01/30	1.077	Buy_Panda_ST	Buy_Panda_ST	20.37%	0	Absolutely No	0	-86	Research Defcon Buy	-3.31%	-8.77%	C	-16				
2025/01/31	1.084	Buy_Panda_ST	Buy_Panda_ST	16.41%	0	Absolutely No	0	0	Absolutely no Trade	-2.66%	-8.63%	C	-14				
2025/02/03	1.069	No Trade	No Trade	25.05%	0	Absolutely No	0	-87	Research Defcon Buy	-4.07%	-9.25%	C	-11				
2025/02/04	1.056	No Trade	No Trade	32.01%	0	Absolutely No	0	-88	Research Defcon Buy	-5.20%	-10.92%	C	-9				
2025/02/05	1.031	No Trade	No Trade	45.97%	0	Absolutely No	0	-91	Research Defcon Buy	-7.46%	-12.62%	C	-10				
2025/02/06	1.014	No Trade	No Trade	55.53%	0	Absolutely No	0	-92	Research Defcon Buy	-9.01%	-14.35%	C	-12				
2025/02/07	0.994	No Trade	No Trade	66.62%	50	Research	-85	-94	Research Defcon Buy	-10.81%	-15.83%	B	-15				
2025/02/10	1.008	No Trade	No Trade	59.06%	30	Research	-85	-93	Research Defcon Buy	-9.59%	-14.50%	C	-19				
2025/02/11	1.013	No Trade	No Trade	56.24%	50	Research	-85	-92	Research Defcon Buy	-9.13%	-14.06%	C	-23				
2025/02/12	0.996	No Trade	No Trade	65.41%	50	Research	-85	-94	Research Defcon Buy	-10.62%	-13.67%	C	-23				
2025/02/13	0.983	No Trade	No Trade	72.94%	50	Research	-85	-95	Research Defcon Buy	-11.84%	-14.62%	C	-26				
2025/02/14	0.989	No Trade	No Trade	69.33%	50	Research	-85	-94	Research Defcon Buy	-11.25%	-15.07%	B	-28				
2025/02/17	0.989	No Trade	No Trade	69.40%	50	Research	-85	-94	Research Defcon Buy	-11.26%	-13.57%	C	-29				
2025/02/18	0.985	No Trade	No Trade	71.66%	50	Research	-85	-95	Research Defcon Buy	-11.63%	-12.68%	C	-29				
2025/02/19	0.984	No Trade	No Trade	72.00%	50	Research	-85	-95	Research Defcon Buy	-11.69%	-13.53%	C	-30				
2025/02/20	0.992	No Trade	No Trade	67.82%	50	Research	-85	-94	Research Defcon Buy	-11.01%	-12.40%	C	-28				
2025/02/21	1.001	Buy_Panda_ST	No Trade	62.76%	50	Research	-85	-93	Research Defcon Buy	-10.19%	-12.62%	C	-26				
2025/02/24	0.982	No Trade	No Trade	73.64%	50	Research	-85	-95	Research Defcon Buy	-11.95%	-13.74%	C	-25				
2025/02/25	0.975	No Trade	No Trade	77.16%	50	Research	-85	-96	Research Defcon Buy	-12.52%	-11.18%	C	-26				
2025/02/26	0.970	No Trade	No Trade	80.10%	50	Research	-85	-96	Research Defcon Buy	-13.00%	-13.73%	C	-24				
2025/02/27	0.959	No Trade	No Trade	86.20%	50	Research	-85	-97	Research Defcon Buy	-13.99%	-16.20%	B	-25				
2025/02/28	0.961	No Trade	No Trade	85.39%	50	Research	-85	-97	Research Defcon Buy	-13.86%	-13.19%	C	-26				
2025/03/03	0.967	No Trade	No Trade	81.88%	50	Research	-85	-96	Research Defcon Buy	-13.29%	-11.32%	C	-28				
2025/03/04	0.972	No Trade	No Trade	79.01%	50	Research	-85	-96	Research Defcon Buy	-12.83%	-11.35%	C	-28				
2025/03/05	0.974	No Trade	No Trade	78.22%	50	Research	-85	-96	Research Defcon Buy	-12.70%	-12.80%	C	-29				
2025/03/06	0.977	Buy_Panda_ST	No Trade	76.31%	50	Research	-85	-96	Research Defcon Buy	-12.39%	-12.67%	C	-27				
2025/03/07	0.997	Buy_Panda_ST	Buy_Panda_ST	65.65%	50	Research	-85	-94	Research Defcon Buy	-10.66%	-10.64%	C	-23				
2025/03/10	1.029	Buy_Panda_ST	Buy_Panda_ST	47.79%	0	Research	-85	0	Absolutely no Trade	-7.76%	-8.46%	C	-18				
2025/03/11	1.027	Buy_Panda_ST	Buy_Panda_ST	48.91%	0	Research	-85	0	Absolutely no Trade	-7.94%	-8.46%	C	-13				
2025/03/12	1.024	No Trade	No Trade	50.38%	0	Research	-85	0	Absolutely no Trade	-8.18%	-8.35%	C	-8				
2025/03/13	1.012	No Trade	No Trade	57.37%	0	Research	-85	0	Absolutely no Trade	-9.31%	-7.44%	C	-4				
2025/03/14	1.011	No Trade	No Trade	58.00%	0	Research	-85	0	Absolutely no Trade	-9.41%	-8.12%	C	-3				
2025/03/17	0.984	No Trade	No Trade	72.65%	50	Research	-85	-95	Research Defcon Buy	-11.79%	-10.51%	C	-4				
2025/03/18	0.962	No Trade	No Trade	85.04%	50	Research	-85	-97	Research Defcon Buy	-13.80%	-13.65%	C	-7				



Date	9 day	9 vs 21 day	33 day
2025/01/29	Buy_9day	Buy 9 vs 21	Buy 33_Day
2025/01/30	Buy_9day	Buy 9 vs 21	Buy 33_Day
2025/01/31	Buy_9day	Buy 9 vs 21	Buy 33_Day
2025/02/03	Sell_9day	Buy 9 vs 21	Buy 33_Day
2025/02/04	Sell_9day	Buy 9 vs 21	Sell 33_Day
2025/02/05	Sell_9day	Buy 9 vs 21	Sell 33_Day
2025/02/06	Sell_9day	Buy 9 vs 21	Sell 33_Day
2025/02/07	Sell_9day	Buy 9 vs 21	Sell 33_Day
2025/02/10	Sell_9day	Sell 9 vs 21	Sell 33_Day
2025/02/11	Sell_9day	Sell 9 vs 21	Sell 33_Day
2025/02/12	Sell_9day	Sell 9 vs 21	Sell 33_Day
2025/02/13	Sell_9day	Sell 9 vs 21	Sell 33_Day
2025/02/14	Sell_9day	Sell 9 vs 21	Sell 33_Day
2025/02/17	Sell_9day	Sell 9 vs 21	Sell 33_Day
2025/02/18	Sell_9day	Sell 9 vs 21	Sell 33_Day
2025/02/19	Sell_9day	Sell 9 vs 21	Sell 33_Day
2025/02/20	Sell_9day	Sell 9 vs 21	Sell 33_Day
2025/02/21	Buy_9day	Sell 9 vs 21	Sell 33_Day
2025/02/24	Sell_9day	Sell 9 vs 21	Sell 33_Day
2025/02/25	Sell_9day	Sell 9 vs 21	Sell 33_Day
2025/02/26	Sell_9day	Sell 9 vs 21	Sell 33_Day
2025/02/27	Sell_9day	Sell 9 vs 21	Sell 33_Day
2025/02/28	Sell_9day	Sell 9 vs 21	Sell 33_Day
2025/03/03	Sell_9day	Sell 9 vs 21	Sell 33_Day
2025/03/04	Sell_9day	Sell 9 vs 21	Sell 33_Day
2025/03/05	Buy_9day	Sell 9 vs 21	Sell 33_Day
2025/03/06	Buy_9day	Sell 9 vs 21	Sell 33_Day
2025/03/07	Buy_9day	Sell 9 vs 21	Sell 33_Day
2025/03/10	Buy_9day	Sell 9 vs 21	Buy 33_Day
2025/03/11	Buy_9day	Sell 9 vs 21	Buy 33_Day
2025/03/12	Buy_9day	Buy 9 vs 21	Buy 33_Day
2025/03/13	Buy_9day	Buy 9 vs 21	Buy 33_Day
2025/03/14	Buy_9day	Buy 9 vs 21	Buy 33_Day
2025/03/17	Sell_9day	Buy 9 vs 21	Sell 33_Day
2025/03/18	Sell_9day	Buy 9 vs 21	Sell 33_Day

Strategy Universe		Pairs_NYSE_Utilities		Ascendant guidance		Trade		Strategy_Open Date		2025/03/06		Caterpillar Guidance		Trade			
<div><div><div>— NEE.NYS</div><div>--- 21 per. Mov. Avg. (NEE.NYS)</div><div>— Linear (NEE.NYS)</div></div></div>														(+) : Mom Days		0	
														(-) : Mom Days		113	
														Guided : Factor		66 day	
														324_Buy Guidance		95.5%	
														324_Sell Guidance		0.0%	
														Mom_75 (days)		-13.6%	
														9 vs 21 day		1.49%	
														Price vs 9 day		-4.06%	

S  
e  
l  
l

SO.NYS

Southern Company

Utilities

Electric Utilities

New York

Market Cap : (B)

95 982

PCG.NYS

Pacific Gas & Electric Co.

Utilities

Electric Utilities

New York

Market Cap : (B)

45 678

Follow the " 3day to 5day waiting period " before entering the trade : understand the Graph, Trend and Variables

Plan your enrty levels. Focus on the process not the outcome. Expect further short-term deviation from the trade signal. "Patience"

-2.295												55.386		-24.132	
Date	Price or Relative Price	Short_Term_ Radar	Medium_ Term_Radar	Caterpillar_ %	Wise_ Owl(Rnk)	324_Factor	Factor_324	Defcon _Index	Defcon _Index_Trade	Margin of Safety	75_Day_Mom	Trade_Rating (Guidance)	Trendsum		
2025/01/22	5.019	No Trade	No Trade	27.73%	0	Absolutely No	0	99	Research Defon Sell	2.92%	7.86%	C	5		
2025/01/23	5.065	No Trade	No Trade	36.19%	0	Absolutely No	0	100	Research Defon Sell	3.81%	10.55%	C	7		
2025/01/24	5.047	No Trade	No Trade	32.20%	0	Absolutely No	0	100	Research Defon Sell	3.39%	11.91%	C	9		
2025/01/27	5.310	No Trade	No Trade	81.93%	30	Absolutely No	0	100	Research Defon Sell	8.62%	16.86%	C	12		
2025/01/28	5.234	No Trade	No Trade	66.73%	0	Absolutely No	0	99	Research Defon Sell	7.02%	15.13%	C	15		
2025/01/29	5.246	No Trade	No Trade	68.46%	0	Absolutely No	0	99	Research Defon Sell	7.20%	16.20%	C	17		
2025/01/30	5.413	No Trade	No Trade	100.00%	30	Absolutely No	0	100	Research Defon Sell	10.57%	19.44%	C	21		
2025/01/31	5.364	No Trade	No Trade	90.08%	30	Absolutely No	0	99	Research Defon Sell	9.52%	20.85%	C	24		
2025/02/03	5.539	No Trade	No Trade	100.00%	30	Absolutely No	0	100	Research Defon Sell	12.92%	24.63%	C	26		
2025/02/04	5.481	No Trade	No Trade	90.44%	30	Absolutely No	0	99	Research Defon Sell	11.69%	21.80%	C	29		
2025/02/05	5.328	No Trade	No Trade	66.01%	30	Absolutely No	0	96	Research Defon Sell	8.53%	16.57%	C	30		
2025/02/06	5.371	No Trade	No Trade	72.34%	50	Research	85	97	Research Defon Sell	9.35%	17.40%	B	30		
2025/02/07	5.521	No Trade	No Trade	95.52%	50	Research	85	100	Research Defon Sell	12.34%	21.16%	A	28		
2025/02/10	5.464	No Trade	No Trade	85.33%	50	Research	85	99	Research Defon Sell	11.03%	20.75%	B	29		
2025/02/11	5.478	No Trade	No Trade	87.21%	50	Research	85	99	Research Defon Sell	11.27%	19.75%	B	28		
2025/02/12	5.415	No Trade	No Trade	76.92%	50	Research	85	98	Research Defon Sell	9.94%	19.64%	B	27		
2025/02/13	5.475	No Trade	No Trade	85.87%	50	Research	85	99	Research Defon Sell	11.10%	21.32%	B	24		
2025/02/14	5.597	No Trade	No Trade	100.00%	50	Research	85	100	Research Defon Sell	13.52%	25.06%	A	23		
2025/02/17	5.597	No Trade	No Trade	98.82%	50	Research	85	100	Research Defon Sell	13.36%	25.38%	A	23		
2025/02/18	5.570	No Trade	No Trade	94.37%	50	Research	85	100	Research Defon Sell	12.76%	25.85%	A	24		
2025/02/19	5.522	No Trade	No Trade	86.85%	50	Research	85	99	Research Defon Sell	11.74%	22.66%	B	25		
2025/02/20	5.597	No Trade	No Trade	97.65%	50	Research	85	100	Research Defon Sell	13.20%	26.69%	A	26		
2025/02/21	5.528	No Trade	No Trade	86.99%	50	Research	85	99	Research Defon Sell	11.76%	25.16%	B	25		
2025/02/24	5.552	No Trade	No Trade	89.37%	50	Research	85	99	Research Defon Sell	12.08%	26.69%	A	26		
2025/02/25	5.640	No Trade	No Trade	100.00%	50	Research	85	100	Research Defon Sell	13.81%	30.65%	A	28		
2025/02/26	5.533	No Trade	No Trade	83.95%	50	Research	85	98	Research Defon Sell	11.59%	29.59%	B	31		
2025/02/27	5.560	No Trade	No Trade	87.48%	60	Research	85	99	Research Defon Sell	12.08%	29.21%	B	31		
2025/02/28	5.495	Sell_Panda_ST	Sell_Panda_ST	77.66%	50	Research	85	97	Research Defon Sell	10.73%	31.20%	B	28		
2025/03/03	5.530	Sell_Panda_ST	No Trade	81.56%	50	Research	85	98	Research Defon Sell	11.26%	33.59%	B	24		
2025/03/04	5.569	No Trade	No Trade	86.99%	50	Research	85	99	Research Defon Sell	12.01%	35.42%	B	22		
2025/03/05	5.409	Sell_Panda_ST	Sell_Panda_ST	63.23%	50	Research	85	96	Research Defon Sell	8.73%	30.83%	B	19		
2025/03/06	5.517	Sell_Panda_ST	Sell_Panda_ST	78.67%	50	Research	85	98	Research Defon Sell	10.86%	32.02%	B	15		
2025/03/07	5.723	No Trade	No Trade	100.00%	50	Research	85	100	Research Defon Sell	14.95%	36.78%	A	13		
2025/03/10	5.843	No Trade	No Trade	100.00%	50	Research	85	100	Research Defon Sell	17.19%	38.97%	A	11		
2025/03/11	5.565	No Trade	No Trade	67.29%	50	Research	85	95	Research Defon Sell	11.56%	33.48%	B	9		
2025/03/12	5.467	No Trade	No Trade	55.58%	0	Research	85	0	Absolutely no Trade	9.55%	31.69%	C	8		
2025/03/13	5.465	No Trade	No Trade	55.04%	0	Research	85	0	Absolutely no Trade	9.46%	33.32%	C	8		
2025/03/14	5.386	No Trade	No Trade	45.54%	0	Research	85	0	Absolutely no Trade	7.83%	29.08%	C	5		
2025/03/17	5.292	No Trade	No Trade	33.67%	0	Absolutely No	0	0	Absolutely no Trade	5.79%	27.42%	C	1		
2025/03/18	5.246	No Trade	No Trade	28.07%	0	Absolutely No	0	0	Absolutely no Trade	4.82%	26.44%	C	-2		



Date	9 day	9 vs 21 day	33 day
2025/01/29	Buy_9day	Buy 9 vs 21	Buy 33_Day
2025/01/30	Buy_9day	Buy 9 vs 21	Buy 33_Day
2025/01/31	Buy_9day	Buy 9 vs 21	Buy 33_Day
2025/02/03	Buy_9day	Buy 9 vs 21	Buy 33_Day
2025/02/04	Buy_9day	Buy 9 vs 21	Buy 33_Day
2025/02/05	Sell_9day	Buy 9 vs 21	Buy 33_Day
2025/02/06	Buy_9day	Buy 9 vs 21	Buy 33_Day
2025/02/07	Buy_9day	Buy 9 vs 21	Buy 33_Day
2025/02/10	Buy_9day	Buy 9 vs 21	Buy 33_Day
2025/02/11	Buy_9day	Buy 9 vs 21	Buy 33_Day
2025/02/12	Sell_9day	Buy 9 vs 21	Buy 33_Day
2025/02/13	Buy_9day	Buy 9 vs 21	Buy 33_Day
2025/02/14	Buy_9day	Buy 9 vs 21	Buy 33_Day
2025/02/17	Buy_9day	Buy 9 vs 21	Buy 33_Day
2025/02/18	Buy_9day	Buy 9 vs 21	Buy 33_Day
2025/02/19	Buy_9day	Buy 9 vs 21	Buy 33_Day
2025/02/20	Buy_9day	Buy 9 vs 21	Buy 33_Day
2025/02/21	Sell_9day	Buy 9 vs 21	Buy 33_Day
2025/02/24	Buy_9day	Buy 9 vs 21	Buy 33_Day
2025/02/25	Buy_9day	Buy 9 vs 21	Buy 33_Day
2025/02/26	Sell_9day	Buy 9 vs 21	Buy 33_Day
2025/02/27	Sell_9day	Buy 9 vs 21	Buy 33_Day
2025/02/28	Sell_9day	Buy 9 vs 21	Buy 33_Day
2025/03/03	Sell_9day	Buy 9 vs 21	Buy 33_Day
2025/03/04	Buy_9day	Buy 9 vs 21	Buy 33_Day
2025/03/05	Sell_9day	Buy 9 vs 21	Buy 33_Day
2025/03/06	Sell_9day	Buy 9 vs 21	Buy 33_Day
2025/03/07	Buy_9day	Buy 9 vs 21	Buy 33_Day
2025/03/10	Buy_9day	Buy 9 vs 21	Buy 33_Day
2025/03/11	Sell_9day	Buy 9 vs 21	Buy 33_Day
2025/03/12	Sell_9day	Buy 9 vs 21	Sell 33_Day
2025/03/13	Sell_9day	Buy 9 vs 21	Sell 33_Day
2025/03/14	Sell_9day	Sell 9 vs 21	Sell 33_Day
2025/03/17	Sell_9day	Sell 9 vs 21	Sell 33_Day
2025/03/18	Sell_9day	Sell 9 vs 21	Sell 33_Day



Caterpillar Guidance	Research
(+) : Mom Days	48
(-) : Mom Days	0
Guided : Factor	33 day
324_Buy Guidance	0.0%
324_Sell Guidance	89.8%
Mom_75 (days)	26.4%
9 vs 21 day	-0.43%
Price vs 9 day	-4.63%

S  
e  
|  
|

ICE.NYS

Intercontinental Exchange

Financial

Capital Markets

New York

Market Cap : (B)

91 461

Follow the " 3day to 5day waiting period " before entering the trade : understand the Graph, Trend and Variables

MKTX.NAS

MarketAxess

Financial

Capital Markets

New York

Market Cap : (B)

9 816

Plan your enrty levels. Focus on the process not the outcome. Expect further short-term deviation from the trade signal. "Patience"

-4.193												72.924		-17.393
Date	Price or Relative Price	Short_Term_ Radar	Medium_ Term_Radar	Caterpillar_ %	Wise_ Owl(Rnk)	324_Factor	Factor_324	Defcon _Index	Defcon _Index_Trade	Margin of Safety	75_Day_Mom	Trade_Rating (Guidance)	Trendsum	
2025/01/22	0.683	No Trade	No Trade	26.95%	0	Absolutely No	0	95	Research Defon Sell	-5.87%	14.52%	C	25	
2025/01/23	0.698	No Trade	No Trade	17.31%	0	Absolutely No	0	97	Research Defon Sell	-3.77%	17.39%	C	27	
2025/01/24	0.702	No Trade	No Trade	15.42%	0	Absolutely No	0	97	Research Defon Sell	-3.36%	20.40%	C	29	
2025/01/27	0.714	No Trade	No Trade	8.81%	0	Absolutely No	0	99	Research Defon Sell	-1.92%	21.45%	C	30	
2025/01/28	0.711	No Trade	No Trade	10.47%	30	Absolutely No	0	98	Research Defon Sell	-2.28%	21.13%	C	31	
2025/01/29	0.718	No Trade	No Trade	6.63%	30	Absolutely No	0	99	Research Defon Sell	-1.45%	23.53%	C	33	
2025/01/30	0.732	No Trade	No Trade	2.46%	30	Absolutely No	0	100	Research Defon Sell	0.44%	25.24%	C	36	
2025/01/31	0.724	No Trade	No Trade	3.15%	30	Absolutely No	0	99	Research Defon Sell	-0.69%	25.38%	C	39	
2025/02/03	0.735	No Trade	No Trade	3.22%	30	Absolutely No	0	100	Research Defon Sell	0.58%	28.28%	C	43	
2025/02/04	0.733	No Trade	No Trade	1.36%	30	Absolutely No	0	100	Research Defon Sell	0.24%	29.85%	C	46	
2025/02/05	0.811	No Trade	No Trade	60.70%	50	Research	85	100	Research Defon Sell	10.86%	43.15%	A	47	
2025/02/06	0.833	No Trade	No Trade	76.79%	50	Research	85	100	Research Defon Sell	13.74%	44.21%	A	48	
2025/02/07	0.828	No Trade	No Trade	72.96%	50	Research	85	99	Research Defon Sell	13.05%	42.99%	A	48	
2025/02/10	0.852	No Trade	No Trade	89.45%	60	Research	85	100	Research Defon Sell	16.00%	48.98%	A	48	
2025/02/11	0.855	No Trade	No Trade	91.41%	60	Research	85	100	Research Defon Sell	16.35%	49.68%	A	48	
2025/02/12	0.863	No Trade	No Trade	97.44%	60	Research	85	100	Research Defon Sell	17.43%	50.17%	A	48	
2025/02/13	0.881	No Trade	No Trade	100.00%	60	Research	85	100	Research Defon Sell	19.70%	52.60%	A	48	
2025/02/14	0.862	No Trade	No Trade	86.47%	60	Research	85	98	Research Defon Sell	17.03%	49.50%	B	48	
2025/02/17	0.862	No Trade	No Trade	85.30%	60	Research	85	98	Research Defon Sell	16.80%	51.07%	B	48	
2025/02/18	0.858	No Trade	No Trade	82.34%	50	Research	85	97	Research Defon Sell	16.22%	51.25%	B	46	
2025/02/19	0.872	No Trade	No Trade	91.45%	60	Research	85	99	Research Defon Sell	18.01%	61.85%	B	42	
2025/02/20	0.879	No Trade	No Trade	95.90%	60	Research	85	100	Research Defon Sell	18.89%	63.31%	A	39	
2025/02/21	0.865	No Trade	No Trade	86.42%	60	Research	85	98	Research Defon Sell	17.02%	61.12%	B	37	
2025/02/24	0.867	No Trade	No Trade	86.28%	60	Research	85	98	Research Defon Sell	16.99%	53.32%	B	32	
2025/02/25	0.870	No Trade	No Trade	88.03%	50	Research	85	99	Research Defon Sell	17.34%	53.52%	B	28	
2025/02/26	0.892	No Trade	No Trade	100.00%	50	Research	85	100	Research Defon Sell	20.27%	56.86%	A	28	
2025/02/27	0.893	No Trade	No Trade	99.89%	50	Research	85	100	Research Defon Sell	20.24%	56.78%	A	28	
2025/02/28	0.899	No Trade	No Trade	100.00%	50	Research	85	100	Research Defon Sell	20.94%	56.87%	A	29	
2025/03/03	0.893	No Trade	No Trade	95.06%	60	Research	85	99	Research Defon Sell	19.90%	55.36%	A	31	
2025/03/04	0.858	No Trade	No Trade	72.70%	75	Research	170	96	Research Defon Sell	15.22%	47.12%	AA	29	
2025/03/05	0.876	Sell_Panda_ST	No Trade	83.83%	90	Research	170	98	Research Defon Sell	17.55%	48.39%	AAA	26	
2025/03/06	0.823	Sell_Panda_ST	Sell_Panda_ST	49.34%	0	Research	85	0	Absolutely no Trade	10.33%	38.43%	C	20	
2025/03/07	0.815	Sell_Panda_ST	Sell_Panda_ST	43.78%	0	Research	85	0	Absolutely no Trade	9.17%	38.13%	C	15	
2025/03/10	0.796	No Trade	No Trade	30.60%	0	Research	85	0	Absolutely no Trade	6.41%	34.94%	C	11	
2025/03/11	0.802	No Trade	No Trade	34.19%	0	Research	85	0	Absolutely no Trade	7.16%	36.64%	C	5	
2025/03/12	0.817	No Trade	No Trade	43.33%	0	Research	85	0	Absolutely no Trade	9.07%	34.26%	C	0	
2025/03/13	0.798	No Trade	No Trade	30.93%	0	Research	85	0	Absolutely no Trade	6.48%	30.39%	C	-3	
2025/03/14	0.805	No Trade	No Trade	35.47%	0	Research	85	0	Absolutely no Trade	7.43%	33.11%	C	-7	
2025/03/17	0.795	No Trade	No Trade	27.97%	0	Absolutely No	0	0	Absolutely no Trade	5.86%	29.33%	C	-9	
2025/03/18	0.795	No Trade	No Trade	27.63%	0	Absolutely No	0	0	Absolutely no Trade	5.79%	29.11%	C	-12	



TROW.NAS

B  
u  
y

T. Rowe Price  
Financial  
Capital Markets

New York

Market Cap : (B)

26 624

NTRS.NAS

Northern Trust  
Financial  
Capital Markets

New York

Market Cap : (B)

21 697

Follow the " 3day to 5day waiting period " before entering the trade : understand the Graph, Trend and Variables

Plan your enrty levels. Focus on the process not the outcome. Expect further short-term deviation from the trade signal. "Patience"

Date	Price or Relative Price	Short_Term_ Radar	Medium_ Term_Radar	Caterpillar_ %	Wise_ Owl(Rnk)	324_Factor	Factor_324	Defcon _Index	Defcon _Index_Trade	Margin of Safety	75_Day_Mom	Trade_Rating (Guidance)	Trendsum
2025/01/22	1.057	No Trade	No Trade	12.28%	30	Absolutely No	0	-100	Research Defcon Buy	-1.83%	-12.06%	C	-42
2025/01/23	1.035	No Trade	No Trade	25.58%	30	Absolutely No	0	-100	Research Defcon Buy	-3.81%	-13.68%	C	-44
2025/01/24	1.030	No Trade	No Trade	28.42%	30	Absolutely No	0	-100	Research Defcon Buy	-4.24%	-12.90%	C	-46
2025/01/27	1.020	No Trade	No Trade	32.76%	30	Absolutely No	0	-100	Research Defcon Buy	-4.88%	-12.85%	C	-47
2025/01/28	1.029	No Trade	No Trade	26.83%	30	Absolutely No	0	-99	Research Defcon Buy	-4.00%	-12.34%	C	-47
2025/01/29	1.015	No Trade	No Trade	34.84%	30	Absolutely No	0	-100	Research Defcon Buy	-5.19%	-14.38%	C	-47
2025/01/30	1.028	No Trade	No Trade	26.32%	30	Absolutely No	0	-99	Research Defcon Buy	-3.92%	-13.06%	C	-47
2025/01/31	1.041	No Trade	No Trade	17.45%	30	Absolutely No	0	-97	Research Defcon Buy	-2.60%	-10.71%	C	-46
2025/02/03	1.040	Buy_Panda_ST	No Trade	16.51%	30	Absolutely No	0	-98	Research Defcon Buy	-2.46%	-10.31%	C	-45
2025/02/04	1.037	Buy_Panda_ST	No Trade	17.68%	30	Absolutely No	0	-98	Research Defcon Buy	-2.64%	-10.15%	C	-43
2025/02/05	0.978	No Trade	No Trade	54.74%	30	Absolutely No	0	-100	Research Defcon Buy	-8.16%	-16.86%	C	-41
2025/02/06	0.979	No Trade	No Trade	53.28%	30	Absolutely No	0	-100	Research Defcon Buy	-7.94%	-18.36%	C	-41
2025/02/07	0.970	No Trade	No Trade	58.41%	30	Absolutely No	0	-100	Research Defcon Buy	-8.71%	-18.50%	C	-41
2025/02/10	0.988	No Trade	No Trade	45.97%	30	Absolutely No	0	-98	Research Defcon Buy	-6.85%	-16.22%	C	-41
2025/02/11	0.987	No Trade	No Trade	45.55%	30	Absolutely No	0	-98	Research Defcon Buy	-6.79%	-7.59%	C	-40
2025/02/12	0.971	No Trade	No Trade	55.35%	30	Absolutely No	0	-100	Research Defcon Buy	-8.25%	-10.88%	C	-39
2025/02/13	0.962	No Trade	No Trade	60.75%	50	Research	-85	-100	Research Defcon Buy	-9.06%	-13.44%	C	-40
2025/02/14	0.968	No Trade	No Trade	56.62%	50	Research	-85	-99	Research Defcon Buy	-8.44%	-12.31%	C	-42
2025/02/17	0.968	No Trade	No Trade	55.08%	50	Research	-85	-99	Research Defcon Buy	-8.21%	-11.91%	C	-43
2025/02/18	0.948	No Trade	No Trade	67.05%	50	Research	-85	-100	Research Defcon Buy	-10.00%	-13.98%	C	-43
2025/02/19	0.953	No Trade	No Trade	63.54%	50	Research	-85	-100	Research Defcon Buy	-9.47%	-12.84%	C	-43
2025/02/20	0.956	No Trade	No Trade	61.12%	50	Research	-85	-99	Research Defcon Buy	-9.11%	-14.78%	C	-43
2025/02/21	0.941	No Trade	No Trade	70.13%	50	Research	-85	-100	Research Defcon Buy	-10.46%	-16.17%	A	-43
2025/02/24	0.945	No Trade	No Trade	66.11%	50	Research	-85	-100	Research Defcon Buy	-9.86%	-16.40%	A	-44
2025/02/25	0.959	No Trade	No Trade	56.32%	50	Research	-85	-98	Research Defcon Buy	-8.40%	-15.74%	B	-45
2025/02/26	0.957	No Trade	No Trade	56.86%	50	Research	-85	-98	Research Defcon Buy	-8.48%	-16.07%	B	-44
2025/02/27	0.951	No Trade	No Trade	60.73%	50	Research	-85	-99	Research Defcon Buy	-9.06%	-14.99%	C	-43
2025/02/28	0.959	Buy_Panda_ST	No Trade	54.72%	50	Research	-85	-98	Research Defcon Buy	-8.16%	-13.18%	C	-37
2025/03/03	0.950	No Trade	No Trade	59.35%	50	Research	-85	-99	Research Defcon Buy	-8.85%	-13.99%	C	-32
2025/03/04	0.959	Buy_Panda_ST	No Trade	52.69%	50	Research	-85	-98	Research Defcon Buy	-7.86%	-13.52%	C	-28
2025/03/05	0.955	Buy_Panda_ST	No Trade	54.67%	50	Research	-85	-98	Research Defcon Buy	-8.15%	-15.51%	B	-24
2025/03/06	0.952	No Trade	No Trade	55.97%	50	Research	-85	-99	Research Defcon Buy	-8.35%	-13.72%	C	-21
2025/03/07	0.965	Buy_Panda_ST	Buy_Panda_ST	47.35%	50	Research	-85	-97	Research Defcon Buy	-7.06%	-11.42%	C	-17
2025/03/10	0.975	Buy_Panda_ST	Buy_Panda_ST	39.33%	0	Absolutely No	0	-96	Research Defcon Buy	-5.87%	-10.87%	C	-13
2025/03/11	0.988	No Trade	No Trade	30.40%	0	Absolutely No	0	0	Absolutely no Trade	-4.53%	-9.32%	C	-10
2025/03/12	0.950	No Trade	No Trade	54.62%	50	Research	-85	-99	Research Defcon Buy	-8.14%	-12.46%	C	-7
2025/03/13	0.958	No Trade	No Trade	48.74%	50	Research	-85	-98	Research Defcon Buy	-7.27%	-12.51%	C	-5
2025/03/14	0.951	No Trade	No Trade	52.96%	50	Research	-85	-99	Research Defcon Buy	-7.90%	-14.56%	C	-4
2025/03/17	0.956	No Trade	No Trade	48.01%	50	Research	-85	-98	Research Defcon Buy	-7.16%	-14.61%	C	-3
2025/03/18	0.952	No Trade	No Trade	49.65%	50	Research	-85	-99	Research Defcon Buy	-7.40%	-15.17%	B	-2



BAER.SWX

Follow the " 3day to 5day waiting period " before entering the trade : understand the Graph, Trend and Variables

GLE.PAR

Plan your enrty levels. Focus on the process not the outcome. Expect further short-term deviation from the trade signal. "Patience"

B Julius Baer Group Ltd

u Financials

y Banks

Switzerland

Market Cap : (B)

11 531

Société Générale Sa

Financials

Banks

France

Market Cap : (B)

20 788

-1.861

-11.582

6.222

Date	Price or Relative Price	Short_Term_ Radar	Medium_ Term_Radar	Caterpillar_ %	Wise_ Owl(Rnk)	324_Factor	Factor_324	Defcon _Index	Defcon _Index_Trade	Margin of Safety	75_Day_Mom	Trade_Rating (Guidance)	Trendsum
2025/01/22	2.114	No Trade	No Trade	17.08%	0	Absolutely No	0	0	Absolutely no Trade	4.06%	-10.27%	C	-25
2025/01/23	2.082	No Trade	No Trade	10.61%	0	Absolutely No	0	-91	Research Defcon Buy	2.52%	-10.10%	C	-24
2025/01/24	2.087	No Trade	No Trade	11.87%	0	Absolutely No	0	-91	Research Defcon Buy	2.79%	-9.95%	C	-23
2025/01/27	2.057	No Trade	No Trade	5.67%	0	Absolutely No	0	-93	Research Defcon Buy	1.33%	-10.12%	C	-23
2025/01/28	2.060	No Trade	No Trade	7.01%	0	Absolutely No	0	-93	Research Defcon Buy	1.49%	-12.39%	C	-25
2025/01/29	2.071	No Trade	No Trade	9.56%	0	Absolutely No	0	-92	Research Defcon Buy	2.03%	-10.98%	C	-27
2025/01/30	2.072	No Trade	No Trade	9.87%	0	Absolutely No	0	-92	Research Defcon Buy	2.09%	-10.71%	C	-27
2025/01/31	2.058	No Trade	No Trade	6.63%	0	Absolutely No	0	-93	Research Defcon Buy	1.41%	-12.13%	C	-27
2025/02/03	1.840	No Trade	No Trade	80.42%	50	Research	-85	-100	Research Defcon Buy	-9.27%	-19.66%	A	-27
2025/02/04	1.802	No Trade	No Trade	96.69%	50	Research	-85	-100	Research Defcon Buy	-11.14%	-22.49%	A	-28
2025/02/05	1.830	No Trade	No Trade	84.65%	50	Research	-85	-98	Research Defcon Buy	-9.75%	-21.31%	B	-30
2025/02/06	1.679	No Trade	No Trade	100.00%	60	Research	-85	-100	Research Defcon Buy	-17.18%	-27.20%	A	-32
2025/02/07	1.584	No Trade	No Trade	100.00%	60	Research	-85	-100	Research Defcon Buy	-21.84%	-31.54%	A	-34
2025/02/10	1.622	No Trade	No Trade	91.39%	60	Research	-85	-98	Research Defcon Buy	-19.96%	-29.21%	B	-36
2025/02/11	1.578	No Trade	No Trade	100.00%	60	Research	-85	-100	Research Defcon Buy	-22.15%	-30.73%	A	-38
2025/02/12	1.549	No Trade	No Trade	100.00%	60	Research	-85	-100	Research Defcon Buy	-23.54%	-31.60%	A	-41
2025/02/13	1.608	No Trade	No Trade	87.61%	60	Research	-85	-96	Research Defcon Buy	-20.63%	-29.79%	B	-44
2025/02/14	1.606	No Trade	No Trade	87.87%	60	Research	-85	-96	Research Defcon Buy	-20.69%	-30.25%	B	-46
2025/02/17	1.608	No Trade	No Trade	87.36%	60	Research	-85	-96	Research Defcon Buy	-20.57%	-29.93%	B	-45
2025/02/18	1.578	No Trade	No Trade	93.59%	60	Research	-85	-98	Research Defcon Buy	-22.04%	-30.70%	B	-43
2025/02/19	1.553	No Trade	No Trade	98.78%	60	Research	-85	-100	Research Defcon Buy	-23.26%	-22.16%	A	-41
2025/02/20	1.568	No Trade	No Trade	95.66%	60	Research	-85	-99	Research Defcon Buy	-22.52%	-21.23%	B	-39
2025/02/21	1.557	No Trade	No Trade	98.02%	60	Research	-85	-100	Research Defcon Buy	-23.08%	-22.02%	A	-37
2025/02/24	1.548	No Trade	No Trade	99.69%	60	Research	-85	-100	Research Defcon Buy	-23.47%	-23.77%	A	-37
2025/02/25	1.519	No Trade	No Trade	100.00%	60	Research	-85	-100	Research Defcon Buy	-24.89%	-26.01%	A	-37
2025/02/26	1.521	No Trade	No Trade	99.69%	60	Research	-85	-100	Research Defcon Buy	-24.81%	-27.07%	A	-37
2025/02/27	1.527	No Trade	No Trade	98.35%	60	Research	-85	-99	Research Defcon Buy	-24.48%	-26.86%	A	-37
2025/02/28	1.542	No Trade	No Trade	95.43%	100	Research	-170	-99	Research Defcon Buy	-23.75%	-25.30%	AAA	-39
2025/03/03	1.557	No Trade	No Trade	92.26%	100	Research	-170	-98	Research Defcon Buy	-22.96%	-24.02%	AAA	-40
2025/03/04	1.572	Buy_Panda_ST	No Trade	89.25%	100	Research	-170	-97	Research Defcon Buy	-22.21%	-24.33%	AA	-34
2025/03/05	1.547	Buy_Panda_ST	No Trade	94.16%	90	Research	-170	-98	Research Defcon Buy	-23.43%	-25.19%	AAA	-28
2025/03/06	1.495	No Trade	No Trade	100.00%	90	Research	-170	-100	Research Defcon Buy	-26.02%	-28.10%	AAA	-26
2025/03/07	1.485	No Trade	No Trade	100.00%	90	Research	-170	-100	Research Defcon Buy	-26.47%	-25.94%	AAA	-24
2025/03/10	1.514	No Trade	No Trade	94.53%	90	Research	-170	-98	Research Defcon Buy	-25.03%	-24.41%	AAA	-24
2025/03/11	1.514	No Trade	No Trade	94.56%	90	Research	-170	-98	Research Defcon Buy	-25.03%	-24.31%	AAA	-24
2025/03/12	1.532	No Trade	No Trade	91.14%	90	Research	-170	-97	Research Defcon Buy	-24.13%	-26.58%	AA	-23
2025/03/13	1.533	No Trade	No Trade	90.98%	90	Research	-170	-97	Research Defcon Buy	-24.08%	-29.36%	AA	-23
2025/03/14	1.505	No Trade	No Trade	96.15%	90	Research	-170	-99	Research Defcon Buy	-25.45%	-32.46%	AAA	-23
2025/03/17	1.476	No Trade	No Trade	100.00%	90	Research	-170	-100	Research Defcon Buy	-26.85%	-34.37%	AAA	-25
2025/03/18	1.467	No Trade	No Trade	100.00%	90	Research	-170	-100	Research Defcon Buy	-27.29%	-37.24%	AAA	-25



S  
e  
l  
l

NG.LSE

National Grid Plc

Utilities

Gas, Water & Multiutilities

United Kingdom

Market Cap : (B)

48 558

SSE.LSE

SSE Plc

Utilities

Gas, Water & Multiutilities

United Kingdom

Market Cap : (B)

19 157

Follow the " 3day to 5day waiting period " before entering the trade : understand the Graph, Trend and Variables

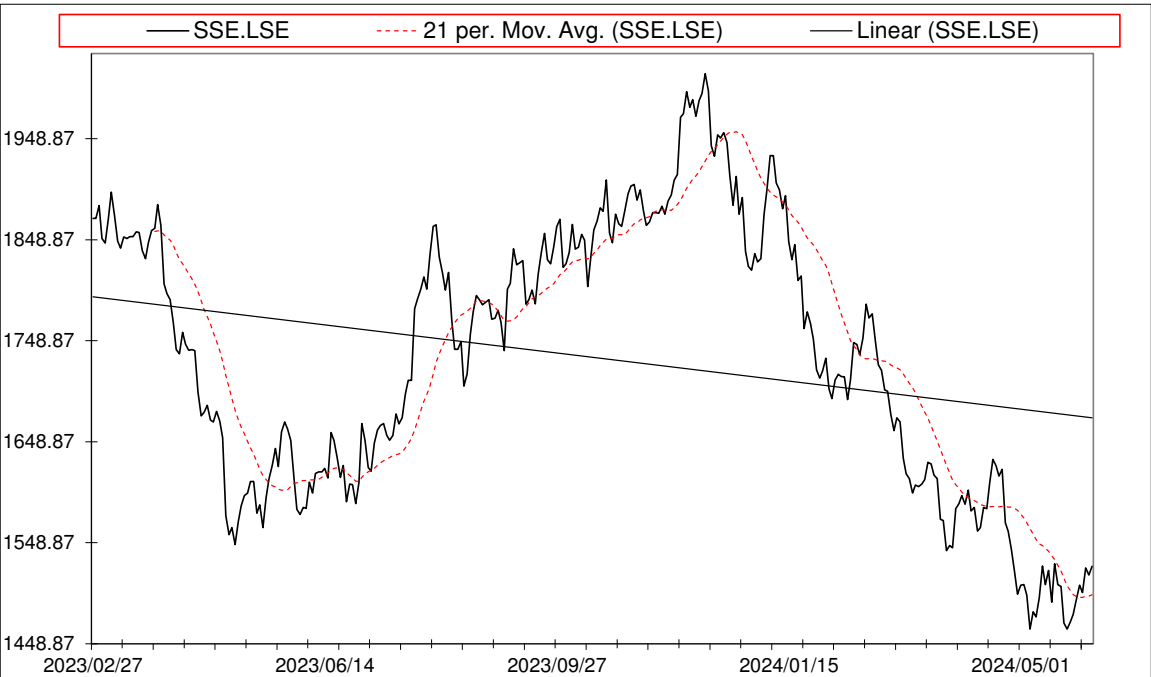
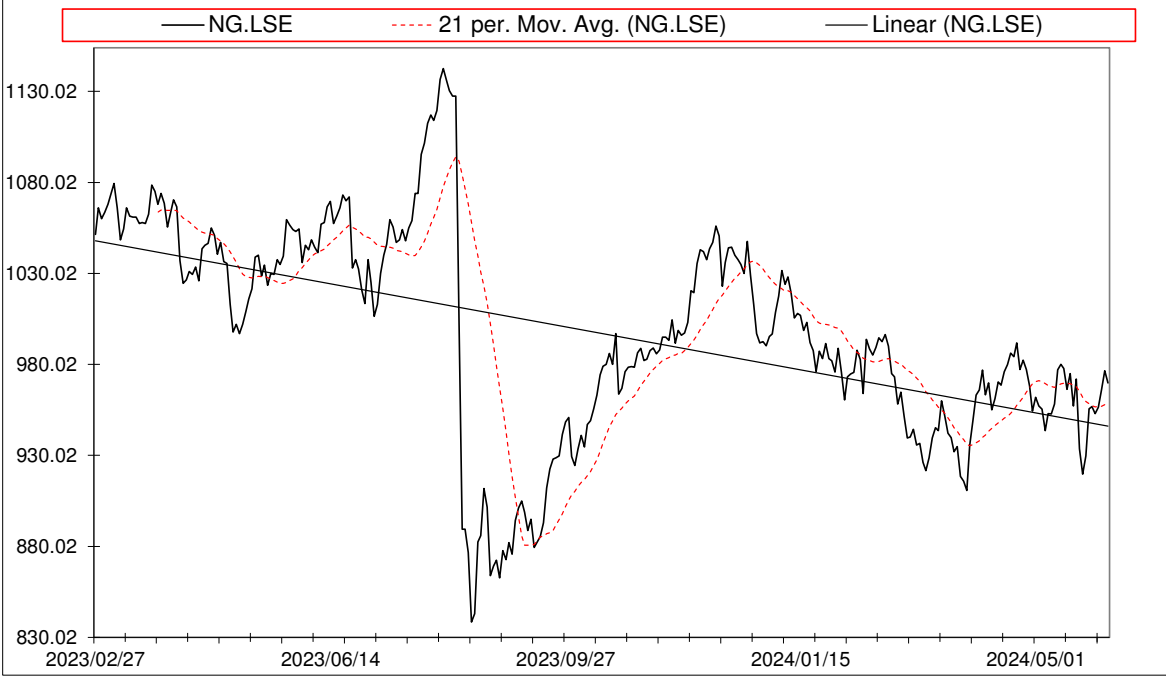
Plan your enrty levels. Focus on the process not the outcome. Expect further short-term deviation from the trade signal. "Patience"

-1.592														-5.830		3.662	
Date	Price or Relative Price	Short_Term_ Radar	Medium_ Term_Radar	Caterpillar_ %	Wise_ Owl(Rnk)	324_Factor	Factor_324	Defcon _Index	Defcon _Index_Trade	Margin of Safety	75_Day_Mom	Trade_Rating (Guidance)	Trendsum				
2025/01/22	0.610	No Trade	No Trade	46.62%	0	Absolutely No	0	94	Research Defon Sell	6.47%	13.76%	C	31				
2025/01/23	0.612	No Trade	No Trade	50.05%	0	Absolutely No	0	94	Research Defon Sell	6.95%	12.82%	C	31				
2025/01/24	0.612	No Trade	No Trade	49.77%	0	Absolutely No	0	94	Research Defon Sell	6.91%	12.46%	C	33				
2025/01/27	0.615	No Trade	No Trade	53.17%	0	Absolutely No	0	95	Research Defon Sell	7.38%	12.59%	C	36				
2025/01/28	0.613	No Trade	No Trade	50.76%	0	Absolutely No	0	94	Research Defon Sell	7.04%	13.53%	C	39				
2025/01/29	0.612	No Trade	No Trade	50.10%	0	Absolutely No	0	94	Research Defon Sell	6.95%	12.34%	C	40				
2025/01/30	0.607	Sell_Panda_ST	No Trade	43.72%	0	Absolutely No	0	93	Research Defon Sell	6.07%	11.43%	C	37				
2025/01/31	0.601	Sell_Panda_ST	No Trade	35.69%	0	Absolutely No	0	92	Research Defon Sell	4.95%	11.59%	C	32				
2025/02/03	0.607	Sell_Panda_ST	No Trade	43.80%	0	Absolutely No	0	93	Research Defon Sell	6.08%	13.24%	C	27				
2025/02/04	0.609	Sell_Panda_ST	No Trade	47.02%	0	Absolutely No	0	94	Research Defon Sell	6.53%	14.14%	C	21				
2025/02/05	0.612	No Trade	No Trade	49.89%	0	Absolutely No	0	94	Research Defon Sell	6.92%	15.40%	C	17				
2025/02/06	0.623	No Trade	No Trade	64.25%	50	Research	85	95	Research Defon Sell	8.92%	15.45%	B	15				
2025/02/07	0.630	No Trade	No Trade	72.77%	50	Research	85	96	Research Defon Sell	10.10%	17.30%	B	15				
2025/02/10	0.634	No Trade	No Trade	77.92%	50	Research	85	97	Research Defon Sell	10.81%	18.46%	B	16				
2025/02/11	0.637	No Trade	No Trade	82.33%	50	Research	85	97	Research Defon Sell	11.43%	19.63%	B	17				
2025/02/12	0.637	No Trade	No Trade	82.29%	50	Research	85	97	Research Defon Sell	11.42%	16.86%	B	19				
2025/02/13	0.638	No Trade	No Trade	83.90%	50	Research	85	97	Research Defon Sell	11.64%	16.92%	B	22				
2025/02/14	0.635	No Trade	No Trade	79.67%	50	Research	85	97	Research Defon Sell	11.06%	16.74%	B	25				
2025/02/17	0.638	No Trade	No Trade	83.91%	50	Research	85	97	Research Defon Sell	11.64%	16.35%	B	26				
2025/02/18	0.645	No Trade	No Trade	92.21%	50	Research	85	98	Research Defon Sell	12.80%	18.36%	B	25				
2025/02/19	0.644	No Trade	No Trade	90.93%	50	Research	85	98	Research Defon Sell	12.62%	16.12%	B	25				
2025/02/20	0.646	No Trade	No Trade	93.55%	50	Research	85	98	Research Defon Sell	12.98%	16.27%	B	26				
2025/02/21	0.641	No Trade	No Trade	87.80%	50	Research	85	98	Research Defon Sell	12.18%	15.16%	B	28				
2025/02/24	0.640	No Trade	No Trade	86.79%	50	Research	85	98	Research Defon Sell	12.04%	13.05%	C	29				
2025/02/25	0.650	No Trade	No Trade	99.26%	50	Research	85	99	Research Defon Sell	13.77%	13.72%	C	30				
2025/02/26	0.643	No Trade	No Trade	89.94%	60	Research	85	98	Research Defon Sell	12.48%	12.04%	C	31				
2025/02/27	0.649	No Trade	No Trade	97.47%	60	Research	85	99	Research Defon Sell	13.53%	14.26%	C	31				
2025/02/28	0.638	Sell_Panda_ST	No Trade	84.27%	50	Research	85	97	Research Defon Sell	11.69%	11.74%	C	29				
2025/03/03	0.635	Sell_Panda_ST	No Trade	80.47%	50	Research	85	97	Research Defon Sell	11.17%	10.69%	C	24				
2025/03/04	0.646	No Trade	No Trade	93.98%	50	Research	85	98	Research Defon Sell	13.04%	13.69%	C	18				
2025/03/05	0.635	Sell_Panda_ST	Sell_Panda_ST	81.01%	75	Research	170	97	Research Defon Sell	11.24%	11.63%	AA	12				
2025/03/06	0.628	No Trade	No Trade	72.45%	60	Research	170	96	Research Defon Sell	10.05%	10.61%	A	7				
2025/03/07	0.632	No Trade	No Trade	77.30%	75	Research	170	96	Research Defon Sell	10.73%	11.05%	AA	5				
2025/03/10	0.647	No Trade	No Trade	95.42%	75	Research	170	98	Research Defon Sell	13.24%	12.12%	AA	3				
2025/03/11	0.641	No Trade	No Trade	88.29%	75	Research	170	98	Research Defon Sell	12.25%	10.26%	AA	2				
2025/03/12	0.632	No Trade	No Trade	77.64%	75	Research	170	96	Research Defon Sell	10.77%	12.18%	AA	2				
2025/03/13	0.638	No Trade	No Trade	84.54%	75	Research	170	97	Research Defon Sell	11.73%	12.12%	AA	4				
2025/03/14	0.634	No Trade	No Trade	79.76%	75	Research	170	96	Research Defon Sell	11.07%	11.93%	AA	2				
2025/03/17	0.644	No Trade	No Trade	92.25%	75	Research	170	98	Research Defon Sell	12.80%	13.37%	AA	2				
2025/03/18	0.636	No Trade	No Trade	82.14%	75	Research	170	97	Research Defon Sell	11.40%	12.54%	AA	2				



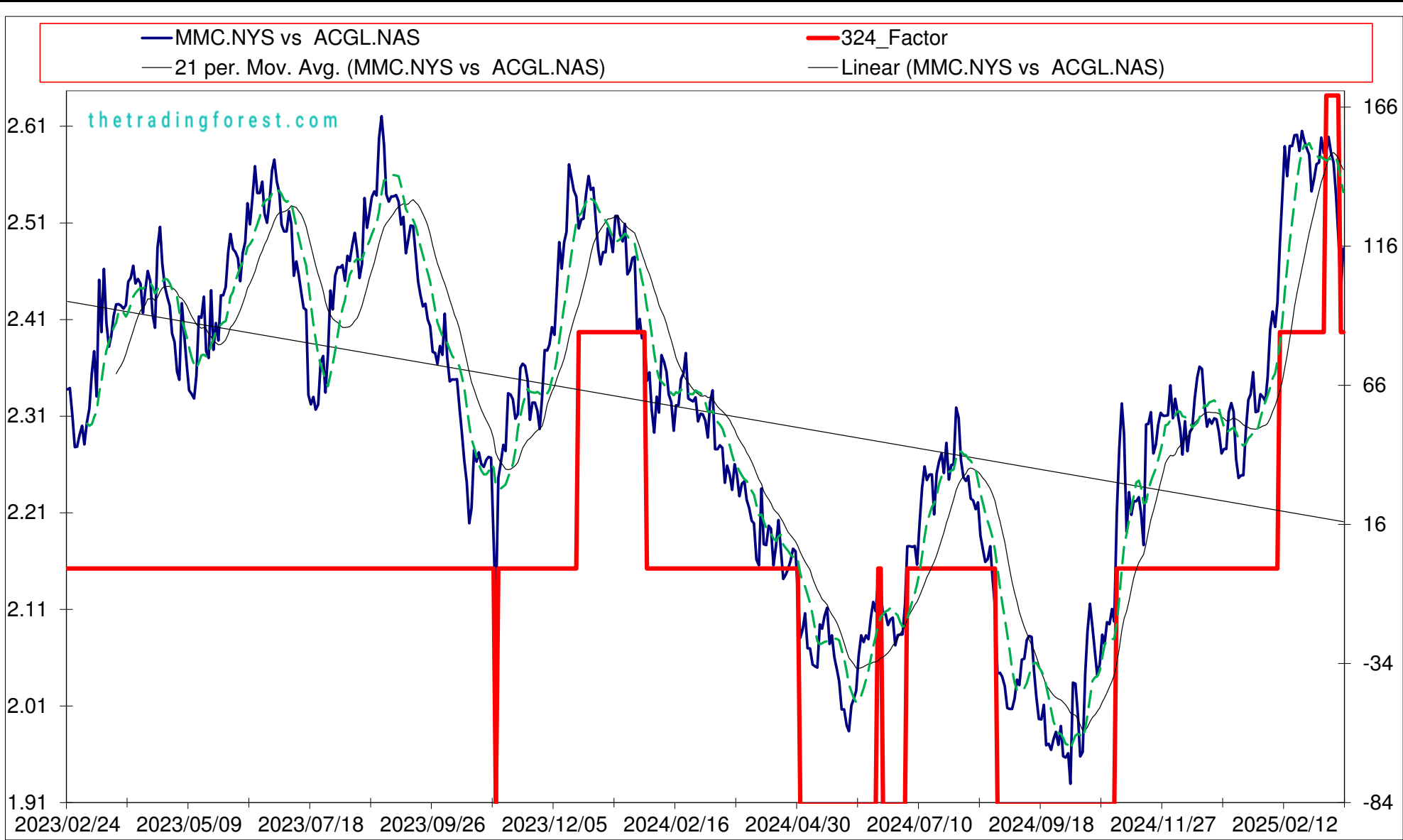
Date	9 day	9 vs 21 day	33 day
2025/01/30	Sell_9day	Buy 9 vs 21	Buy 33_Day
2025/01/31	Sell_9day	Buy 9 vs 21	Buy 33_Day
2025/02/03	Sell_9day	Buy 9 vs 21	Buy 33_Day
2025/02/04	Sell_9day	Buy 9 vs 21	Buy 33_Day
2025/02/05	Buy_9day	Buy 9 vs 21	Buy 33_Day
2025/02/06	Buy_9day	Buy 9 vs 21	Buy 33_Day
2025/02/07	Buy_9day	Buy 9 vs 21	Buy 33_Day
2025/02/10	Buy_9day	Buy 9 vs 21	Buy 33_Day
2025/02/11	Buy_9day	Buy 9 vs 21	Buy 33_Day
2025/02/12	Buy_9day	Buy 9 vs 21	Buy 33_Day
2025/02/13	Buy_9day	Buy 9 vs 21	Buy 33_Day
2025/02/14	Buy_9day	Buy 9 vs 21	Buy 33_Day
2025/02/17	Buy_9day	Buy 9 vs 21	Buy 33_Day
2025/02/18	Buy_9day	Buy 9 vs 21	Buy 33_Day
2025/02/19	Buy_9day	Buy 9 vs 21	Buy 33_Day
2025/02/20	Buy_9day	Buy 9 vs 21	Buy 33_Day
2025/02/21	Buy_9day	Buy 9 vs 21	Buy 33_Day
2025/02/24	Sell_9day	Buy 9 vs 21	Buy 33_Day
2025/02/25	Buy_9day	Buy 9 vs 21	Buy 33_Day
2025/02/26	Buy_9day	Buy 9 vs 21	Buy 33_Day
2025/02/27	Buy_9day	Buy 9 vs 21	Buy 33_Day
2025/02/28	Sell_9day	Buy 9 vs 21	Buy 33_Day
2025/03/03	Sell_9day	Buy 9 vs 21	Buy 33_Day
2025/03/04	Buy_9day	Buy 9 vs 21	Buy 33_Day
2025/03/05	Sell_9day	Buy 9 vs 21	Buy 33_Day
2025/03/06	Sell_9day	Buy 9 vs 21	Buy 33_Day
2025/03/07	Sell_9day	Buy 9 vs 21	Buy 33_Day
2025/03/10	Buy_9day	Sell 9 vs 21	Buy 33_Day
2025/03/11	Buy_9day	Sell 9 vs 21	Buy 33_Day
2025/03/12	Sell_9day	Sell 9 vs 21	Buy 33_Day
2025/03/13	Buy_9day	Sell 9 vs 21	Buy 33_Day
2025/03/14	Sell_9day	Sell 9 vs 21	Buy 33_Day
2025/03/17	Buy_9day	Sell 9 vs 21	Buy 33_Day
2025/03/18	Sell_9day	Sell 9 vs 21	Buy 33_Day

Strategy Universe	Euro_Utilities_Pairs	Ascendant guidance	Trade	Strategy_Open Date	2025/03/05	Caterpillar Guidance	Research
-------------------	----------------------	--------------------	-------	--------------------	------------	----------------------	----------



(+) : Mom Days	133
(-) : Mom Days	0
Guided : Factor	66 day
324_Buy Guidance	0.0%
324_Sell Guidance	95.9%
Mom_75 (days)	12.5%
9 vs 21 day	-0.51%
Price vs 9 day	-0.18%

0.902														0.620		0.687	
Date	Price or Relative Price	Short_Term_ Radar	Medium_ Term_Radar	Caterpillar_ %	Wise_ Owl(Rnk)	324_Factor	Factor_324	Defcon _Index	Defcon _Index_Trade	Margin of Safety	75_Day_Mom	Trade_Rating (Guidance)	Trendsum				
2025/01/22	2.332	No Trade	No Trade	21.58%	0	Absolutely No	0	91	Research Defon Sell	3.05%	18.60%	C	-11				
2025/01/23	2.337	No Trade	No Trade	23.37%	0	Absolutely No	0	91	Research Defon Sell	3.30%	20.85%	C	-7				
2025/01/24	2.361	No Trade	No Trade	30.59%	0	Absolutely No	0	93	Research Defon Sell	4.32%	15.77%	C	-3				
2025/01/27	2.319	No Trade	No Trade	17.61%	0	Absolutely No	0	92	Research Defon Sell	2.48%	13.81%	C	-1				
2025/01/28	2.320	No Trade	No Trade	17.86%	0	Absolutely No	0	92	Research Defon Sell	2.52%	15.70%	C	1				
2025/01/29	2.338	No Trade	No Trade	23.38%	0	Absolutely No	0	93	Research Defon Sell	3.30%	19.11%	C	3				
2025/01/30	2.335	No Trade	No Trade	22.53%	0	Absolutely No	0	93	Research Defon Sell	3.18%	18.69%	C	4				
2025/01/31	2.330	No Trade	No Trade	21.09%	0	Absolutely No	0	93	Research Defon Sell	2.98%	13.78%	C	4				
2025/02/03	2.355	No Trade	No Trade	28.95%	0	Absolutely No	0	94	Research Defon Sell	4.09%	12.59%	C	3				
2025/02/04	2.405	No Trade	No Trade	44.33%	0	Absolutely No	0	95	Research Defon Sell	6.26%	13.39%	C	3				
2025/02/05	2.423	No Trade	No Trade	50.19%	0	Absolutely No	0	96	Research Defon Sell	7.08%	15.60%	C	5				
2025/02/06	2.407	No Trade	No Trade	45.19%	0	Absolutely No	0	95	Research Defon Sell	6.38%	16.29%	C	8				
2025/02/07	2.432	No Trade	No Trade	52.94%	0	Absolutely No	0	96	Research Defon Sell	7.47%	18.83%	C	12				
2025/02/10	2.493	No Trade	No Trade	72.14%	50	Research	85	97	Research Defon Sell	10.18%	21.15%	B	18				
2025/02/11	2.545	No Trade	No Trade	88.17%	50	Research	85	98	Research Defon Sell	12.44%	21.83%	B	24				
2025/02/12	2.594	No Trade	No Trade	100.00%	50	Research	85	99	Research Defon Sell	14.63%	24.82%	A	28				
2025/02/13	2.563	No Trade	No Trade	90.62%	60	Research	85	98	Research Defon Sell	13.26%	21.96%	B	31				
2025/02/14	2.594	No Trade	No Trade	100.00%	60	Research	85	99	Research Defon Sell	14.64%	23.57%	A	32				
2025/02/17	2.594	No Trade	No Trade	99.98%	60	Research	85	99	Research Defon Sell	14.64%	22.65%	A	34				
2025/02/18	2.605	No Trade	No Trade	100.00%	60	Research	85	100	Research Defon Sell	15.12%	23.94%	A	34				
2025/02/19	2.606	No Trade	No Trade	100.00%	60	Research	85	100	Research Defon Sell	15.15%	17.69%	A	35				
2025/02/20	2.589	No Trade	No Trade	95.09%	60	Research	85	99	Research Defon Sell	14.40%	13.47%	C	36				
2025/02/21	2.610	No Trade	No Trade	100.00%	60	Research	85	100	Research Defon Sell	15.32%	12.11%	C	38				
2025/02/24	2.600	No Trade	No Trade	97.20%	60	Research	85	99	Research Defon Sell	14.89%	13.26%	C	40				
2025/02/25	2.592	No Trade	No Trade	94.86%	60	Research	85	99	Research Defon Sell	14.53%	18.08%	B	41				
2025/02/26	2.585	Sell_Panda_ST	No Trade	92.86%	60	Research	85	99	Research Defon Sell	14.22%	15.60%	B	38				
2025/02/27	2.547	Sell_Panda_ST	No Trade	81.93%	50	Research	85	97	Research Defon Sell	12.55%	15.13%	B	32				
2025/02/28	2.560	Sell_Panda_ST	No Trade	85.54%	50	Research	85	98	Research Defon Sell	13.10%	14.96%	C	26				
2025/03/03	2.576	Sell_Panda_ST	No Trade	90.06%	50	Research	85	98	Research Defon Sell	13.79%	15.67%	B	20				
2025/03/04	2.577	Sell_Panda_ST	No Trade	90.52%	50	Research	85	98	Research Defon Sell	13.87%	15.52%	B	15				
2025/03/05	2.603	No Trade	No Trade	98.00%	50	Research	85	99	Research Defon Sell	15.01%	17.58%	A	12				
2025/03/06	2.587	No Trade	No Trade	93.37%	50	Research	85	99	Research Defon Sell	14.30%	18.59%	B	14				
2025/03/07	2.588	No Trade	No Trade	93.56%	90	Research	170	99	Research Defon Sell	14.33%	12.20%	AAA	15				
2025/03/10	2.604	No Trade	No Trade	98.17%	90	Research	170	99	Research Defon Sell	15.04%	12.88%	AAA	17				
2025/03/11	2.588	No Trade	No Trade	93.46%	90	Research	170	99	Research Defon Sell	14.32%	11.58%	AAA	19				
2025/03/12	2.578	No Trade	No Trade	90.57%	90	Research	170	98	Research Defon Sell	13.87%	13.23%	AAA	19				
2025/03/13	2.543	Sell_Panda_ST	Sell_Panda_ST	80.70%	75	Research	170	97	Research Defon Sell	12.36%	11.29%	AA	17				
2025/03/14	2.501	No Trade	No Trade	68.53%	75	Research	170	96	Research Defon Sell	10.50%	8.48%	C	13				
2025/03/17	2.444	No Trade	No Trade	52.17%	0	Research	85	0	Absolutely no Trade	7.99%	5.45%	C	8				
2025/03/18	2.488	No Trade	No Trade	64.81%	50	Research	85	95	Research Defon Sell	9.93%	7.47%	C	2				



Date	9 day	9 vs 21 day	33 day
2025/01/29	Buy_9day	Buy 9 vs 21	Buy 33_Day
2025/01/30	Buy_9day	Buy 9 vs 21	Buy 33_Day
2025/01/31	Buy_9day	Buy 9 vs 21	Buy 33_Day
2025/02/03	Buy_9day	Buy 9 vs 21	Buy 33_Day
2025/02/04	Buy_9day	Buy 9 vs 21	Buy 33_Day
2025/02/05	Buy_9day	Buy 9 vs 21	Buy 33_Day
2025/02/06	Buy_9day	Buy 9 vs 21	Buy 33_Day
2025/02/07	Buy_9day	Buy 9 vs 21	Buy 33_Day
2025/02/10	Buy_9day	Buy 9 vs 21	Buy 33_Day
2025/02/11	Buy_9day	Buy 9 vs 21	Buy 33_Day
2025/02/12	Buy_9day	Buy 9 vs 21	Buy 33_Day
2025/02/13	Buy_9day	Buy 9 vs 21	Buy 33_Day
2025/02/14	Buy_9day	Buy 9 vs 21	Buy 33_Day
2025/02/17	Buy_9day	Buy 9 vs 21	Buy 33_Day
2025/02/18	Buy_9day	Buy 9 vs 21	Buy 33_Day
2025/02/19	Buy_9day	Buy 9 vs 21	Buy 33_Day
2025/02/20	Buy_9day	Buy 9 vs 21	Buy 33_Day
2025/02/21	Buy_9day	Buy 9 vs 21	Buy 33_Day
2025/02/24	Buy_9day	Buy 9 vs 21	Buy 33_Day
2025/02/25	Sell_9day	Buy 9 vs 21	Buy 33_Day
2025/02/26	Sell_9day	Buy 9 vs 21	Buy 33_Day
2025/02/27	Sell_9day	Buy 9 vs 21	Buy 33_Day
2025/02/28	Sell_9day	Buy 9 vs 21	Buy 33_Day
2025/03/03	Sell_9day	Buy 9 vs 21	Buy 33_Day
2025/03/04	Sell_9day	Buy 9 vs 21	Buy 33_Day
2025/03/05	Buy_9day	Buy 9 vs 21	Buy 33_Day
2025/03/06	Buy_9day	Buy 9 vs 21	Buy 33_Day
2025/03/07	Buy_9day	Buy 9 vs 21	Buy 33_Day
2025/03/10	Buy_9day	Sell 9 vs 21	Buy 33_Day
2025/03/11	Buy_9day	Sell 9 vs 21	Buy 33_Day
2025/03/12	Sell_9day	Sell 9 vs 21	Buy 33_Day
2025/03/13	Sell_9day	Sell 9 vs 21	Buy 33_Day
2025/03/14	Sell_9day	Sell 9 vs 21	Sell 33_Day
2025/03/17	Sell_9day	Sell 9 vs 21	Sell 33_Day
2025/03/18	Sell_9day	Sell 9 vs 21	Sell 33_Day

Strategy Universe	Pairs_NYSE_Insurance	Ascendant guidance	Trade	Strategy_Open Date	2025/03/04	Caterpillar Guidance	Trade	
<div><div><div>MMC.NYS</div><div>21 per. Mov. Avg. (MMC.NYS)</div><div>Linear (MMC.NYS)</div></div><div><div>ACGL.NAS</div><div>21 per. Mov. Avg. (ACGL.NAS)</div><div>Linear (ACGL.NAS)</div></div></div>							(+) : Mom Days	96
							(-) : Mom Days	0
							Guided : Factor	66 day
							324_Buy Guidance	0.0%
							324_Sell Guidance	94.8%
							Mom_75 (days)	7.5%
							9 vs 21 day	-0.91%
							Price vs 9 day	-2.30%

PCG.NYS

Follow the " 3day to 5day waiting period " before entering the trade : understand the Graph, Trend and Variables

CMS.NYS

Plan your enrty levels. Focus on the process not the outcome. Expect further short-term deviation from the trade signal. "Patience"

B Pacific Gas & Electric Co.

u Utilities

y Electric Utilities

New York

Market Cap : (B)

45 678

CMS Energy

Utilities

Multi-Utilities

New York

Market Cap : (B)

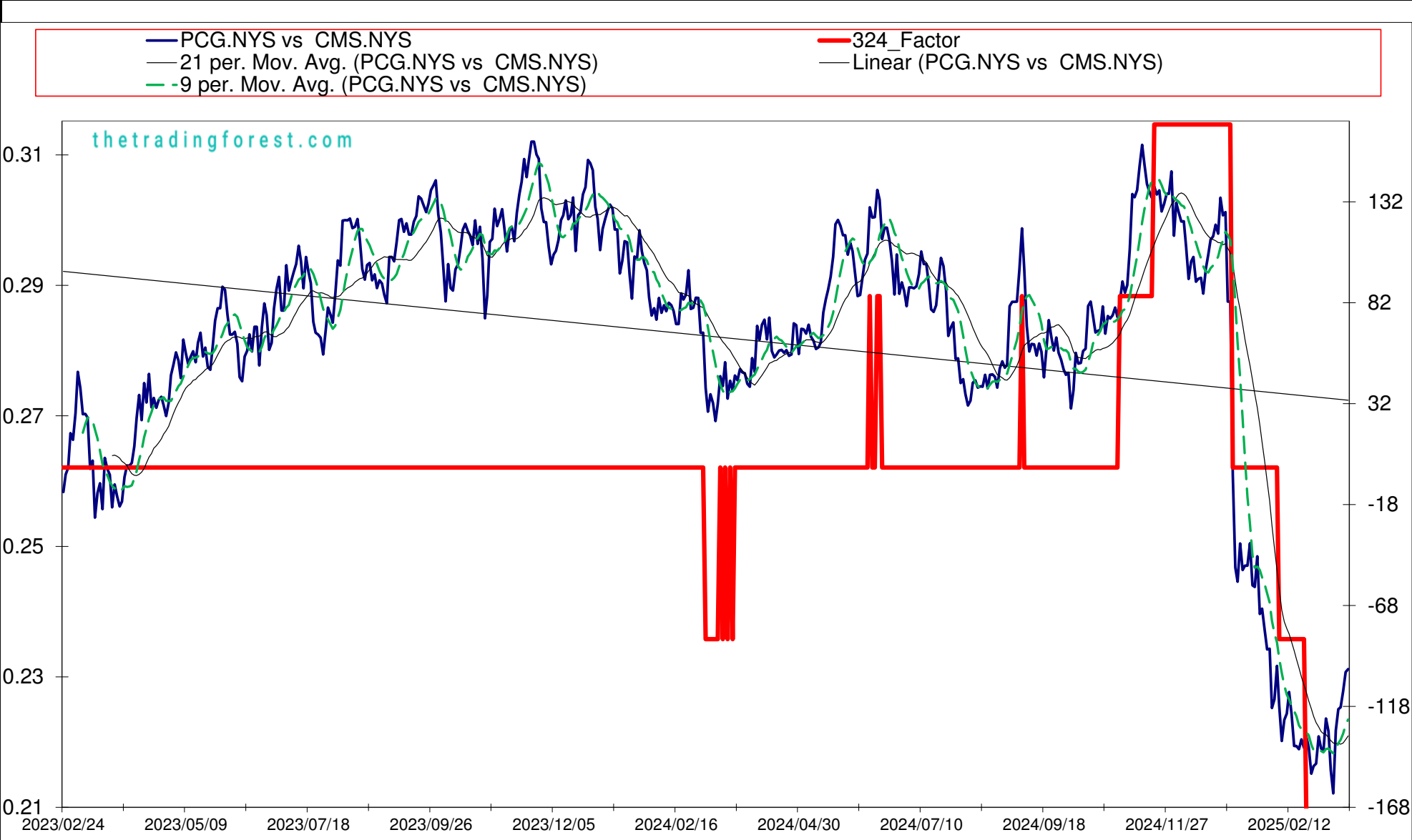
20 772

-2.066

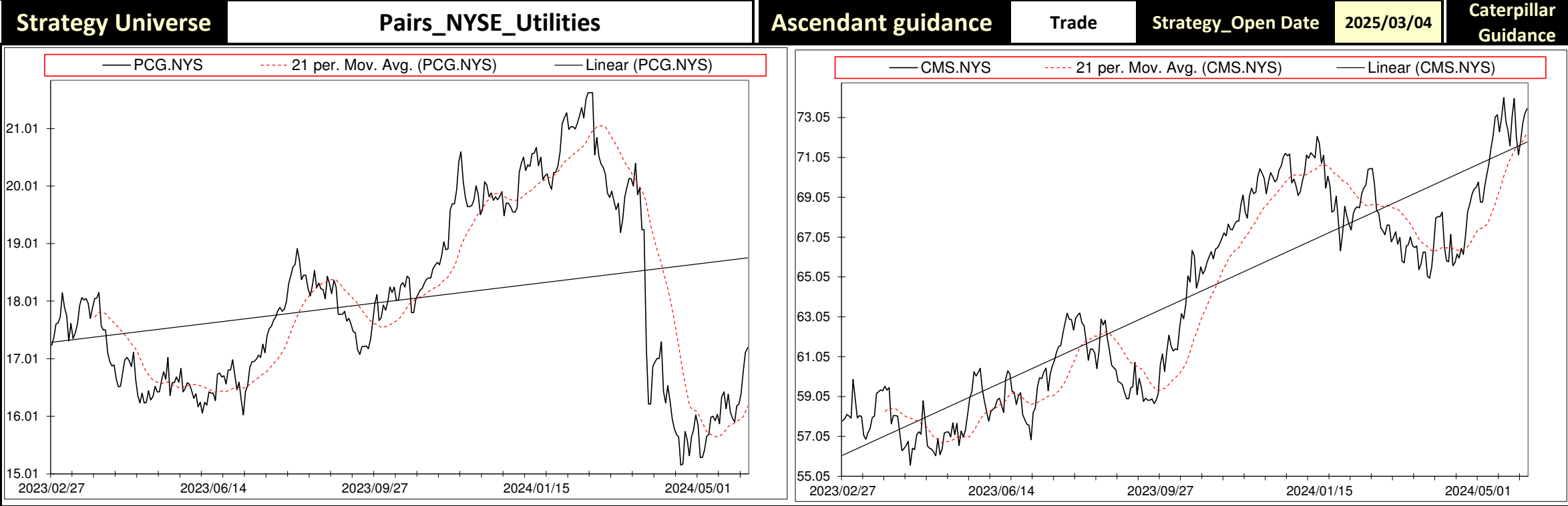
-33.176

16.057

Date	Price or Relative Price	Short_Term_ Radar	Medium_ Term_Radar	Caterpillar_ %	Wise_ Owl(Rnk)	324_Factor	Factor_324	Defcon _Index	Defcon _Index_Trade	Margin of Safety	75_Day_Mom	Trade_Rating (Guidance)	Trendsum
2025/01/22	0.247	No Trade	No Trade	85.21%	30	Absolutely No	0	-100	Research Defcon Buy	-6.94%	-9.90%	C	-19
2025/01/23	0.247	No Trade	No Trade	86.00%	30	Absolutely No	0	-100	Research Defcon Buy	-7.01%	-10.90%	C	-19
2025/01/24	0.251	No Trade	No Trade	63.78%	0	Absolutely No	0	-98	Research Defcon Buy	-5.20%	-11.05%	C	-19
2025/01/27	0.242	No Trade	No Trade	100.00%	30	Absolutely No	0	-100	Research Defcon Buy	-8.43%	-13.67%	C	-21
2025/01/28	0.243	No Trade	No Trade	95.98%	30	Absolutely No	0	-100	Research Defcon Buy	-8.09%	-13.42%	C	-23
2025/01/29	0.240	No Trade	No Trade	100.00%	30	Absolutely No	0	-100	Research Defcon Buy	-9.26%	-15.09%	C	-24
2025/01/30	0.237	No Trade	No Trade	100.00%	30	Absolutely No	0	-100	Research Defcon Buy	-10.39%	-16.28%	C	-25
2025/01/31	0.237	No Trade	No Trade	99.27%	30	Absolutely No	0	-100	Research Defcon Buy	-10.31%	-18.14%	C	-27
2025/02/03	0.228	No Trade	No Trade	100.00%	30	Absolutely No	0	-100	Research Defcon Buy	-13.65%	-21.45%	C	-30
2025/02/04	0.229	No Trade	No Trade	96.06%	50	Absolutely No	0	-99	Research Defcon Buy	-13.11%	-20.41%	C	-32
2025/02/05	0.235	No Trade	No Trade	81.58%	30	Absolutely No	0	-97	Research Defcon Buy	-11.14%	-17.89%	C	-34
2025/02/06	0.228	No Trade	No Trade	98.56%	60	Research	-85	-100	Research Defcon Buy	-13.46%	-20.14%	A	-35
2025/02/07	0.223	No Trade	No Trade	100.00%	60	Research	-85	-100	Research Defcon Buy	-15.44%	-22.01%	A	-37
2025/02/10	0.226	No Trade	No Trade	91.46%	60	Research	-85	-99	Research Defcon Buy	-14.12%	-21.88%	B	-39
2025/02/11	0.227	No Trade	No Trade	88.82%	60	Research	-85	-98	Research Defcon Buy	-13.71%	-20.40%	B	-42
2025/02/12	0.230	No Trade	No Trade	80.57%	50	Research	-85	-97	Research Defcon Buy	-12.44%	-20.01%	B	-41
2025/02/13	0.227	No Trade	No Trade	88.90%	60	Research	-85	-98	Research Defcon Buy	-13.72%	-21.10%	B	-40
2025/02/14	0.222	No Trade	No Trade	100.00%	60	Research	-85	-100	Research Defcon Buy	-15.52%	-22.91%	A	-41
2025/02/17	0.222	No Trade	No Trade	99.39%	60	Research	-85	-100	Research Defcon Buy	-15.42%	-23.22%	A	-41
2025/02/18	0.222	No Trade	No Trade	100.00%	60	Research	-85	-100	Research Defcon Buy	-15.57%	-23.00%	A	-41
2025/02/19	0.223	No Trade	No Trade	96.15%	60	Research	-85	-99	Research Defcon Buy	-14.97%	-23.15%	A	-42
2025/02/20	0.222	No Trade	No Trade	99.15%	60	Research	-85	-100	Research Defcon Buy	-15.44%	-24.36%	A	-41
2025/02/21	0.224	No Trade	No Trade	94.68%	100	Research	-170	-99	Research Defcon Buy	-14.74%	-23.33%	AAA	-39
2025/02/24	0.222	No Trade	No Trade	98.18%	100	Research	-170	-100	Research Defcon Buy	-15.28%	-24.20%	AAA	-37
2025/02/25	0.218	No Trade	No Trade	100.00%	100	Research	-170	-100	Research Defcon Buy	-16.78%	-26.95%	AAA	-40
2025/02/26	0.219	No Trade	No Trade	97.21%	100	Research	-170	-99	Research Defcon Buy	-16.32%	-28.58%	AAA	-40
2025/02/27	0.220	No Trade	No Trade	96.13%	100	Research	-170	-99	Research Defcon Buy	-16.13%	-28.34%	AAA	-41
2025/02/28	0.224	No Trade	No Trade	86.46%	100	Research	-170	-97	Research Defcon Buy	-14.51%	-27.24%	AAA	-38
2025/03/03	0.222	Buy_Panda_ST	No Trade	90.08%	100	Research	-170	-98	Research Defcon Buy	-15.12%	-28.70%	AAA	-34
2025/03/04	0.221	Buy_Panda_ST	No Trade	90.70%	90	Research	-170	-98	Research Defcon Buy	-15.22%	-29.55%	AAA	-29
2025/03/05	0.226	Buy_Panda_ST	Buy_Panda_ST	79.21%	90	Research	-170	-96	Research Defcon Buy	-13.30%	-27.28%	AA	-24
2025/03/06	0.224	Buy_Panda_ST	Buy_Panda_ST	83.56%	90	Research	-170	-97	Research Defcon Buy	-14.02%	-27.21%	AAA	-21
2025/03/07	0.219	No Trade	No Trade	96.90%	90	Research	-170	-100	Research Defcon Buy	-16.26%	-28.85%	AAA	-19
2025/03/10	0.215	No Trade	No Trade	100.00%	90	Research	-170	-100	Research Defcon Buy	-17.53%	-29.81%	AAA	-17
2025/03/11	0.225	No Trade	No Trade	78.72%	75	Research	-170	-96	Research Defcon Buy	-13.80%	-27.06%	AA	-17
2025/03/12	0.228	No Trade	No Trade	71.40%	50	Research	-170	0	Absolutely no Trade	-12.52%	-25.71%	B	-14
2025/03/13	0.228	Buy_Panda_ST	Buy_Panda_ST	70.59%	50	Research	-170	0	Absolutely no Trade	-12.38%	-25.78%	B	-12
2025/03/14	0.231	No Trade	No Trade	65.07%	50	Research	-170	0	Absolutely no Trade	-11.41%	-24.19%	B	-10
2025/03/17	0.234	No Trade	No Trade	58.01%	50	Research	-170	0	Absolutely no Trade	-10.17%	-23.51%	B	-5
2025/03/18	0.234	No Trade	No Trade	56.80%	50	Research	-170	0	Absolutely no Trade	-9.96%	-23.74%	B	-1



Date	9 day	9 vs 21 day	33 day
2025/01/29	Sell_9day	Sell 9 vs 21	Sell 33_Day
2025/01/30	Sell_9day	Sell 9 vs 21	Sell 33_Day
2025/01/31	Sell_9day	Sell 9 vs 21	Sell 33_Day
2025/02/03	Sell_9day	Sell 9 vs 21	Sell 33_Day
2025/02/04	Sell_9day	Sell 9 vs 21	Sell 33_Day
2025/02/05	Sell_9day	Sell 9 vs 21	Sell 33_Day
2025/02/06	Sell_9day	Sell 9 vs 21	Sell 33_Day
2025/02/07	Sell_9day	Sell 9 vs 21	Sell 33_Day
2025/02/10	Sell_9day	Sell 9 vs 21	Sell 33_Day
2025/02/11	Sell_9day	Sell 9 vs 21	Sell 33_Day
2025/02/12	Buy_9day	Sell 9 vs 21	Sell 33_Day
2025/02/13	Sell_9day	Sell 9 vs 21	Sell 33_Day
2025/02/14	Sell_9day	Sell 9 vs 21	Sell 33_Day
2025/02/17	Sell_9day	Sell 9 vs 21	Sell 33_Day
2025/02/18	Sell_9day	Sell 9 vs 21	Sell 33_Day
2025/02/19	Sell_9day	Sell 9 vs 21	Sell 33_Day
2025/02/20	Sell_9day	Sell 9 vs 21	Sell 33_Day
2025/02/21	Sell_9day	Sell 9 vs 21	Sell 33_Day
2025/02/24	Sell_9day	Sell 9 vs 21	Sell 33_Day
2025/02/25	Sell_9day	Sell 9 vs 21	Sell 33_Day
2025/02/26	Sell_9day	Sell 9 vs 21	Sell 33_Day
2025/02/27	Sell_9day	Sell 9 vs 21	Sell 33_Day
2025/02/28	Buy_9day	Sell 9 vs 21	Sell 33_Day
2025/03/03	Buy_9day	Sell 9 vs 21	Sell 33_Day
2025/03/04	Buy_9day	Sell 9 vs 21	Sell 33_Day
2025/03/05	Buy_9day	Sell 9 vs 21	Sell 33_Day
2025/03/06	Buy_9day	Sell 9 vs 21	Sell 33_Day
2025/03/07	Sell_9day	Sell 9 vs 21	Sell 33_Day
2025/03/10	Sell_9day	Sell 9 vs 21	Sell 33_Day
2025/03/11	Buy_9day	Sell 9 vs 21	Sell 33_Day
2025/03/12	Buy_9day	Buy 9 vs 21	Buy 33_Day
2025/03/13	Buy_9day	Buy 9 vs 21	Buy 33_Day
2025/03/14	Buy_9day	Buy 9 vs 21	Buy 33_Day
2025/03/17	Buy_9day	Buy 9 vs 21	Buy 33_Day
2025/03/18	Buy_9day	Buy 9 vs 21	Buy 33_Day



Caterpillar Guidance	Trade
(+) : Mom Days	0
(-) : Mom Days	50
Guided : Factor	33 day
324_Buy Guidance	91.1%
324_Sell Guidance	0.0%
Mom_75 (days)	-23.7%
9 vs 21 day	1.13%
Price vs 9 day	3.41%

S  
e  
|  
|

GLE.PAR

Société Générale Sa

Financials

Banks

France

Market Cap : (B)

20 788

Follow the " 3day to 5day waiting period " before entering the trade : understand the Graph, Trend and Variables

MB.MTA

Mediobanca - Banca Di Credito Finanziario Spa

Financials

Banks

Italy

Market Cap : (B)

11 602

Plan your enrty levels. Focus on the process not the outcome. Expect further short-term deviation from the trade signal. "Patience"

10.084										1.737		0.172	
Date	Price or Relative Price	Short_Term_ Radar	Medium_ Term_Radar	Caterpillar_ %	Wise_ Owl(Rnk)	324_Factor	Factor_324	Defcon _Index	Defcon _Index_Trade	Margin of Safety	75_Day_Mom	Trade_Rating (Guidance)	Trendsum
2025/01/22	1.945	No Trade	No Trade	31.63%	0	Absolutely No	0	84	Research Defon Sell	6.81%	31.70%	C	1
2025/01/23	1.961	No Trade	No Trade	35.74%	0	Absolutely No	0	84	Research Defon Sell	7.70%	31.32%	C	1
2025/01/24	1.825	No Trade	No Trade	1.15%	0	Absolutely No	0	0	Absolutely no Trade	0.25%	21.64%	C	0
2025/01/27	1.835	No Trade	No Trade	3.52%	0	Absolutely No	0	0	Absolutely no Trade	0.76%	22.22%	C	0
2025/01/28	1.943	No Trade	No Trade	31.07%	0	Absolutely No	0	84	Research Defon Sell	6.69%	29.32%	C	-2
2025/01/29	1.954	No Trade	No Trade	33.78%	0	Absolutely No	0	84	Research Defon Sell	7.28%	29.73%	C	-4
2025/01/30	1.946	No Trade	No Trade	31.93%	0	Absolutely No	0	84	Research Defon Sell	6.88%	29.73%	C	-3
2025/01/31	1.974	No Trade	No Trade	38.98%	0	Absolutely No	0	85	Research Defon Sell	8.40%	33.06%	C	1
2025/02/03	1.942	No Trade	No Trade	30.87%	0	Absolutely No	0	83	Research Defon Sell	6.65%	31.54%	C	4
2025/02/04	1.958	No Trade	No Trade	34.96%	0	Absolutely No	0	84	Research Defon Sell	7.53%	32.63%	C	3
2025/02/05	1.947	No Trade	No Trade	31.96%	0	Absolutely No	0	83	Research Defon Sell	6.89%	31.31%	C	2
2025/02/06	2.135	No Trade	No Trade	80.01%	30	Research	85	88	Research Defon Sell	17.24%	43.74%	C	5
2025/02/07	2.195	No Trade	No Trade	95.27%	50	Research	85	90	Research Defon Sell	20.52%	46.64%	C	7
2025/02/10	2.131	No Trade	No Trade	78.83%	50	Research	85	87	Research Defon Sell	16.98%	40.45%	C	11
2025/02/11	2.151	No Trade	No Trade	84.03%	50	Research	85	88	Research Defon Sell	18.10%	40.62%	C	13
2025/02/12	2.209	No Trade	No Trade	98.73%	50	Research	85	90	Research Defon Sell	21.27%	42.94%	C	14
2025/02/13	2.188	No Trade	No Trade	93.27%	50	Research	85	89	Research Defon Sell	20.09%	41.52%	C	17
2025/02/14	2.204	No Trade	No Trade	97.39%	50	Research	85	90	Research Defon Sell	20.98%	42.61%	C	20
2025/02/17	2.220	No Trade	No Trade	100.00%	50	Research	85	90	Research Defon Sell	21.86%	43.49%	C	25
2025/02/18	2.255	No Trade	No Trade	100.00%	50	Research	85	91	Research Defon Sell	23.76%	44.50%	C	29
2025/02/19	2.270	No Trade	No Trade	100.00%	50	Research	85	91	Research Defon Sell	24.60%	30.51%	C	32
2025/02/20	2.270	No Trade	No Trade	100.00%	50	Research	85	91	Research Defon Sell	24.61%	27.31%	C	35
2025/02/21	2.294	No Trade	No Trade	100.00%	50	Research	85	92	Research Defon Sell	25.90%	29.91%	B	36
2025/02/24	2.284	No Trade	No Trade	97.97%	50	Research	85	92	Research Defon Sell	25.37%	30.61%	C	37
2025/02/25	2.300	No Trade	No Trade	100.00%	50	Research	85	93	Research Defon Sell	26.24%	29.73%	B	38
2025/02/26	2.305	No Trade	No Trade	100.00%	50	Research	85	94	Research Defon Sell	26.49%	31.75%	B	38
2025/02/27	2.308	No Trade	No Trade	100.00%	50	Research	85	94	Research Defon Sell	26.67%	33.39%	B	40
2025/02/28	2.292	No Trade	No Trade	96.67%	60	Research	85	97	Research Defon Sell	25.78%	33.09%	B	42
2025/03/03	2.292	No Trade	No Trade	96.70%	60	Research	85	97	Research Defon Sell	25.79%	24.03%	B	41
2025/03/04	2.289	Sell_Panda_ST	No Trade	96.09%	60	Research	85	97	Research Defon Sell	25.63%	27.72%	B	40
2025/03/05	2.340	No Trade	No Trade	100.00%	100	Research	170	99	Research Defon Sell	28.42%	28.95%	AAA	41
2025/03/06	2.410	No Trade	No Trade	100.00%	100	Research	170	100	Research Defon Sell	32.28%	36.59%	AAA	42
2025/03/07	2.420	No Trade	No Trade	100.00%	100	Research	170	100	Research Defon Sell	32.81%	30.29%	AAA	40
2025/03/10	2.334	No Trade	No Trade	85.57%	100	Research	170	96	Research Defon Sell	28.07%	25.62%	AA	38
2025/03/11	2.371	No Trade	No Trade	91.68%	100	Research	170	98	Research Defon Sell	30.08%	25.23%	AAA	36
2025/03/12	2.322	No Trade	No Trade	83.61%	90	Research	170	96	Research Defon Sell	27.43%	21.39%	AA	34
2025/03/13	2.361	No Trade	No Trade	90.13%	90	Research	170	98	Research Defon Sell	29.57%	27.72%	AAA	30
2025/03/14	2.406	No Trade	No Trade	97.52%	90	Research	170	99	Research Defon Sell	32.00%	30.54%	AAA	30
2025/03/17	2.381	No Trade	No Trade	93.44%	90	Research	170	98	Research Defon Sell	30.66%	29.72%	AAA	28
2025/03/18	2.390	No Trade	No Trade	94.87%	90	Research	170	99	Research Defon Sell	31.13%	35.61%	AAA	24



SCVL.NAS

B Shoe Carnival Inc.

u Retail

y Apparel Retail

New York

Market Cap : (B)

921

XRT.ARC

SPDR S&P Retail ETF

Retail

ETF\_NYSE\_Price

NYSE

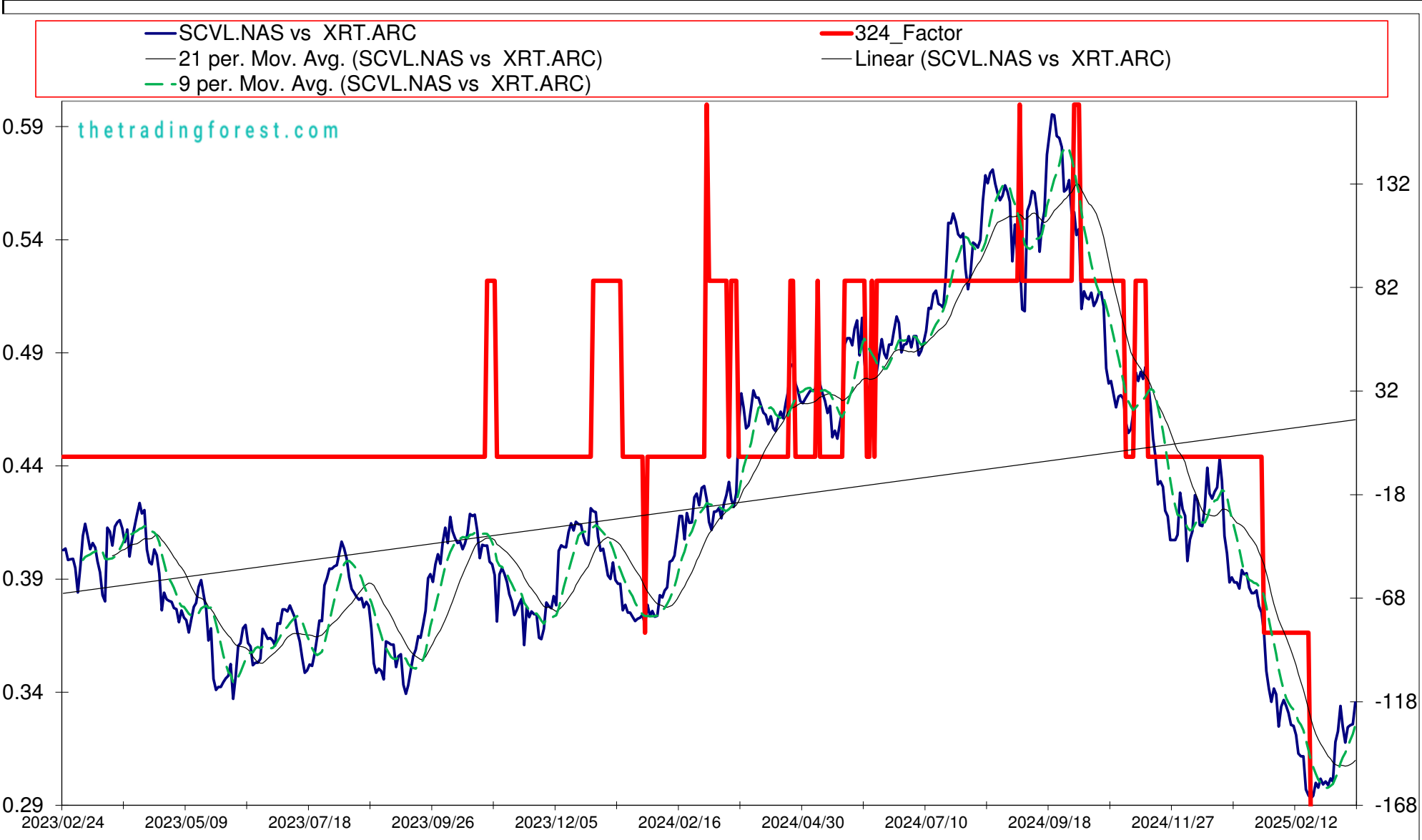
Market Cap : (B)

385

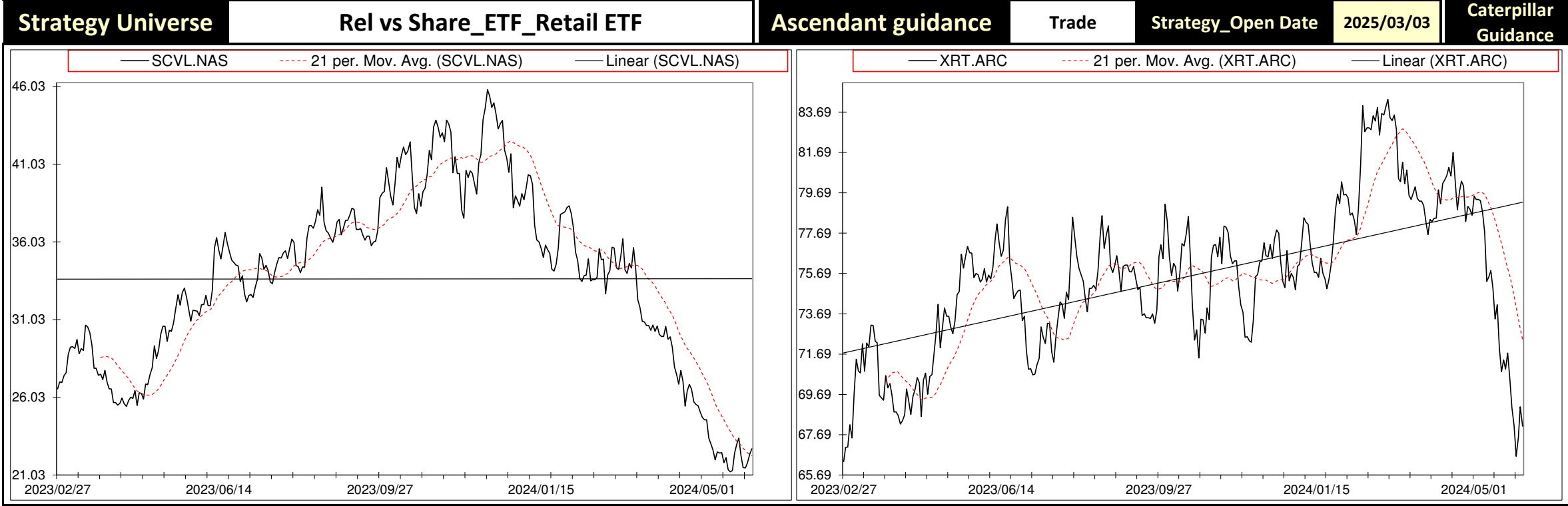
Follow the " 3day to 5day waiting period " before entering the trade : understand the Graph, Trend and Variables

Plan your enrty levels. Focus on the process not the outcome. Expect further short-term deviation from the trade signal. "Patience"

-1.980														-21.143		10.681	
Date	Price or Relative Price	Short_Term_ Radar	Medium_ Term_Radar	Caterpillar_ %	Wise_ Owl(Rnk)	324_Factor	Factor_324	Defcon _Index	Defcon _Index_Trade	Margin of Safety	75_Day_Mom	Trade_Rating (Guidance)	Trendsum				
2025/01/22	0.376	No Trade	No Trade	53.41%	0	Absolutely No	0	-93	Research Defcon Buy	-12.45%	-30.37%	C	-22				
2025/01/23	0.373	No Trade	No Trade	56.10%	0	Absolutely No	0	-94	Research Defcon Buy	-13.08%	-31.22%	C	-24				
2025/01/24	0.364	No Trade	No Trade	65.24%	50	Research	-85	-95	Research Defcon Buy	-15.21%	-28.26%	B	-28				
2025/01/27	0.347	No Trade	No Trade	81.68%	50	Research	-85	-98	Research Defcon Buy	-19.04%	-32.57%	B	-30				
2025/01/28	0.340	No Trade	No Trade	89.22%	60	Research	-85	-99	Research Defcon Buy	-20.80%	-33.68%	A	-33				
2025/01/29	0.334	No Trade	No Trade	95.16%	60	Research	-85	-100	Research Defcon Buy	-22.18%	-34.78%	A	-36				
2025/01/30	0.340	No Trade	No Trade	89.22%	60	Research	-85	-98	Research Defcon Buy	-20.80%	-34.00%	B	-38				
2025/01/31	0.337	No Trade	No Trade	91.65%	60	Research	-85	-99	Research Defcon Buy	-21.36%	-33.73%	B	-40				
2025/02/03	0.323	No Trade	No Trade	100.00%	60	Research	-85	-100	Research Defcon Buy	-24.64%	-36.80%	A	-41				
2025/02/04	0.332	No Trade	No Trade	91.67%	60	Research	-85	-97	Research Defcon Buy	-22.59%	-35.52%	B	-43				
2025/02/05	0.335	No Trade	No Trade	88.80%	60	Research	-85	-96	Research Defcon Buy	-21.88%	-35.01%	B	-45				
2025/02/06	0.332	No Trade	No Trade	91.34%	60	Research	-85	-97	Research Defcon Buy	-22.51%	-34.74%	B	-46				
2025/02/07	0.329	No Trade	No Trade	94.13%	60	Research	-85	-98	Research Defcon Buy	-23.19%	-31.67%	B	-46				
2025/02/10	0.324	No Trade	No Trade	98.89%	60	Research	-85	-100	Research Defcon Buy	-24.37%	-31.80%	A	-44				
2025/02/11	0.323	No Trade	No Trade	99.25%	60	Research	-85	-100	Research Defcon Buy	-24.46%	-32.05%	A	-42				
2025/02/12	0.319	No Trade	No Trade	100.00%	60	Research	-85	-100	Research Defcon Buy	-25.38%	-32.08%	A	-42				
2025/02/13	0.311	No Trade	No Trade	100.00%	60	Research	-85	-100	Research Defcon Buy	-27.29%	-32.98%	A	-42				
2025/02/14	0.310	No Trade	No Trade	100.00%	60	Research	-85	-100	Research Defcon Buy	-27.56%	-33.92%	A	-42				
2025/02/17	0.310	No Trade	No Trade	99.84%	60	Research	-85	-100	Research Defcon Buy	-27.51%	-34.01%	A	-42				
2025/02/18	0.295	No Trade	No Trade	100.00%	60	Research	-85	-100	Research Defcon Buy	-30.94%	-36.94%	A	-42				
2025/02/19	0.293	No Trade	No Trade	100.00%	60	Research	-85	-100	Research Defcon Buy	-31.49%	-36.02%	A	-43				
2025/02/20	0.291	No Trade	No Trade	100.00%	100	Research	-170	-100	Research Defcon Buy	-31.85%	-35.72%	AAA	-45				
2025/02/21	0.292	No Trade	No Trade	98.98%	100	Research	-170	-100	Research Defcon Buy	-31.53%	-35.66%	AAA	-45				
2025/02/24	0.298	No Trade	No Trade	94.66%	100	Research	-170	-98	Research Defcon Buy	-30.15%	-35.39%	AAA	-44				
2025/02/25	0.296	No Trade	No Trade	96.16%	100	Research	-170	-98	Research Defcon Buy	-30.63%	-38.28%	AAA	-42				
2025/02/26	0.300	No Trade	No Trade	93.20%	100	Research	-170	-97	Research Defcon Buy	-29.69%	-36.95%	AA	-40				
2025/02/27	0.297	Buy_Panda_ST	No Trade	95.06%	100	Research	-170	-98	Research Defcon Buy	-30.28%	-38.02%	AAA	-36				
2025/02/28	0.299	Buy_Panda_ST	No Trade	94.03%	100	Research	-170	-97	Research Defcon Buy	-29.95%	-37.34%	AAA	-31				
2025/03/03	0.297	Buy_Panda_ST	No Trade	95.07%	90	Research	-170	-98	Research Defcon Buy	-30.28%	-38.36%	AAA	-27				
2025/03/04	0.300	Buy_Panda_ST	No Trade	92.90%	90	Research	-170	-97	Research Defcon Buy	-29.59%	-36.90%	AA	-23				
2025/03/05	0.299	Buy_Panda_ST	No Trade	93.82%	90	Research	-170	-97	Research Defcon Buy	-29.88%	-35.77%	AAA	-18				
2025/03/06	0.316	Buy_Panda_ST	Buy_Panda_ST	80.84%	50	Research	-170	0	Absolutely no Trade	-25.75%	-29.78%	B	-12				
2025/03/07	0.321	No Trade	No Trade	77.40%	50	Research	-170	0	Absolutely no Trade	-24.65%	-27.52%	B	-7				
2025/03/10	0.332	No Trade	No Trade	68.94%	50	Research	-170	0	Absolutely no Trade	-21.96%	-22.78%	B	-3				
2025/03/11	0.323	No Trade	No Trade	75.57%	50	Research	-170	0	Absolutely no Trade	-24.07%	-25.13%	B	1				
2025/03/12	0.316	No Trade	No Trade	80.79%	50	Research	-170	0	Absolutely no Trade	-25.73%	-26.37%	B	3				
2025/03/13	0.323	No Trade	No Trade	75.75%	50	Research	-170	0	Absolutely no Trade	-24.13%	-22.88%	B	6				
2025/03/14	0.324	No Trade	No Trade	74.97%	50	Research	-170	0	Absolutely no Trade	-23.88%	-22.20%	B	7				
2025/03/17	0.324	No Trade	No Trade	74.59%	50	Research	-170	0	Absolutely no Trade	-23.76%	-20.10%	B	9				
2025/03/18	0.334	No Trade	No Trade	67.37%	50	Research	-170	0	Absolutely no Trade	-21.46%	-17.71%	B	11				



9 day	9 day	9 vs 21 day	33 day
2025/01/29	Sell_9day	Sell 9 vs 21	Sell 33_Day
2025/01/30	Sell_9day	Sell 9 vs 21	Sell 33_Day
2025/01/31	Sell_9day	Sell 9 vs 21	Sell 33_Day
2025/02/03	Sell_9day	Sell 9 vs 21	Sell 33_Day
2025/02/04	Sell_9day	Sell 9 vs 21	Sell 33_Day
2025/02/05	Sell_9day	Sell 9 vs 21	Sell 33_Day
2025/02/06	Sell_9day	Sell 9 vs 21	Sell 33_Day
2025/02/07	Sell_9day	Sell 9 vs 21	Sell 33_Day
2025/02/10	Sell_9day	Sell 9 vs 21	Sell 33_Day
2025/02/11	Sell_9day	Sell 9 vs 21	Sell 33_Day
2025/02/12	Sell_9day	Sell 9 vs 21	Sell 33_Day
2025/02/13	Sell_9day	Sell 9 vs 21	Sell 33_Day
2025/02/14	Sell_9day	Sell 9 vs 21	Sell 33_Day
2025/02/17	Sell_9day	Sell 9 vs 21	Sell 33_Day
2025/02/18	Sell_9day	Sell 9 vs 21	Sell 33_Day
2025/02/19	Sell_9day	Sell 9 vs 21	Sell 33_Day
2025/02/20	Sell_9day	Sell 9 vs 21	Sell 33_Day
2025/02/21	Sell_9day	Sell 9 vs 21	Sell 33_Day
2025/02/24	Sell_9day	Sell 9 vs 21	Sell 33_Day
2025/02/25	Sell_9day	Sell 9 vs 21	Sell 33_Day
2025/02/26	Buy_9day	Sell 9 vs 21	Sell 33_Day
2025/02/27	Buy_9day	Sell 9 vs 21	Sell 33_Day
2025/02/28	Buy_9day	Sell 9 vs 21	Sell 33_Day
2025/03/03	Buy_9day	Sell 9 vs 21	Sell 33_Day
2025/03/04	Buy_9day	Sell 9 vs 21	Sell 33_Day
2025/03/05	Buy_9day	Sell 9 vs 21	Sell 33_Day
2025/03/06	Buy_9day	Sell 9 vs 21	Sell 33_Day
2025/03/07	Buy_9day	Sell 9 vs 21	Buy 33_Day
2025/03/10	Buy_9day	Buy 9 vs 21	Buy 33_Day
2025/03/11	Buy_9day	Buy 9 vs 21	Buy 33_Day
2025/03/12	Buy_9day	Buy 9 vs 21	Buy 33_Day
2025/03/13	Buy_9day	Buy 9 vs 21	Buy 33_Day
2025/03/14	Buy_9day	Buy 9 vs 21	Buy 33_Day
2025/03/17	Buy_9day	Buy 9 vs 21	Buy 33_Day
2025/03/18	Buy_9day	Buy 9 vs 21	Buy 33_Day



Caterpillar Guidance	Trade
(+) : Mom Days	0
(-) : Mom Days	102
Guided : Factor	66 day
324_Buy Guidance	85.4%
324_Sell Guidance	0.0%
Mom_75 (days)	-17.7%
9 vs 21 day	5.03%
Price vs 9 day	3.12%

EXO.AMS

Follow the " 3day to 5day waiting period " before entering the trade : understand the Graph, Trend and Variables

CSX5.LSE

Plan your enrty levels. Focus on the process not the outcome. Expect further short-term deviation from the trade signal. "Patience"

B Exor Nv

u Financials

y Financial Services

Netherlands

Market Cap : (B)

20 455

Euro Area Stock Market Index - Europe Listing

Europe ETF : Index

ETF\_Europe\_

Europe

Market Cap : (B)

4 303

-2.085



-44.053

21.129

Date	Price or Relative Price	Short_Term_ Radar	Medium_ Term_Radar	Caterpillar_ %	Wise_ Owl(Rnk)	324_Factor	Factor_324	Defcon _Index	Defcon _Index_Trade	Margin of Safety	75_Day_Mom	Trade_Rating (Guidance)	Trendsum
2025/01/22	0.470	No Trade	No Trade	51.58%	30	Absolutely No	0	-100	Research Defcon Buy	-4.92%	-11.34%	C	-37
2025/01/23	0.465	No Trade	No Trade	59.95%	30	Absolutely No	0	-100	Research Defcon Buy	-5.72%	-11.68%	C	-39
2025/01/24	0.465	No Trade	No Trade	59.81%	30	Absolutely No	0	-100	Research Defcon Buy	-5.71%	-11.79%	C	-41
2025/01/27	0.466	No Trade	No Trade	57.93%	30	Absolutely No	0	-100	Research Defcon Buy	-5.53%	-11.69%	C	-42
2025/01/28	0.467	No Trade	No Trade	54.48%	30	Absolutely No	0	-100	Research Defcon Buy	-5.20%	-11.21%	C	-42
2025/01/29	0.464	No Trade	No Trade	60.68%	30	Absolutely No	0	-100	Research Defcon Buy	-5.79%	-11.84%	C	-41
2025/01/30	0.467	No Trade	No Trade	53.55%	30	Absolutely No	0	-99	Research Defcon Buy	-5.11%	-10.89%	C	-41
2025/01/31	0.468	No Trade	No Trade	50.22%	30	Absolutely No	0	-99	Research Defcon Buy	-4.79%	-11.07%	C	-41
2025/02/03	0.460	No Trade	No Trade	67.42%	50	Research	-85	-100	Research Defcon Buy	-6.43%	-14.11%	C	-40
2025/02/04	0.471	Buy_Panda_ST	No Trade	41.78%	30	Absolutely No	0	-97	Research Defcon Buy	-3.99%	-12.69%	C	-38
2025/02/05	0.470	Buy_Panda_ST	No Trade	45.43%	30	Absolutely No	0	-98	Research Defcon Buy	-4.34%	-12.97%	C	-36
2025/02/06	0.463	No Trade	No Trade	58.13%	30	Absolutely No	0	-99	Research Defcon Buy	-5.55%	-13.59%	C	-34
2025/02/07	0.467	Buy_Panda_ST	No Trade	50.35%	30	Absolutely No	0	-98	Research Defcon Buy	-4.81%	-13.00%	C	-32
2025/02/10	0.466	No Trade	No Trade	50.52%	30	Absolutely No	0	-99	Research Defcon Buy	-4.82%	-13.24%	C	-31
2025/02/11	0.468	Buy_Panda_ST	No Trade	46.56%	0	Absolutely No	0	-98	Research Defcon Buy	-4.44%	-13.80%	C	-29
2025/02/12	0.467	Buy_Panda_ST	No Trade	47.76%	0	Absolutely No	0	-98	Research Defcon Buy	-4.56%	-14.31%	C	-26
2025/02/13	0.466	No Trade	No Trade	48.48%	0	Absolutely No	0	-99	Research Defcon Buy	-4.63%	-14.66%	C	-24
2025/02/14	0.472	Buy_Panda_ST	Buy_Panda_ST	36.55%	0	Absolutely No	0	-97	Research Defcon Buy	-3.49%	-12.94%	C	-19
2025/02/17	0.470	Buy_Panda_ST	Buy_Panda_ST	38.51%	0	Absolutely No	0	-98	Research Defcon Buy	-3.68%	-13.84%	C	-15
2025/02/18	0.465	No Trade	No Trade	48.36%	0	Absolutely No	0	-99	Research Defcon Buy	-4.62%	-13.59%	C	-12
2025/02/19	0.461	No Trade	No Trade	58.10%	0	Absolutely No	0	-100	Research Defcon Buy	-5.55%	-15.52%	C	-11
2025/02/20	0.458	No Trade	No Trade	62.75%	0	Absolutely No	0	-100	Research Defcon Buy	-5.99%	-15.38%	C	-12
2025/02/21	0.463	No Trade	No Trade	53.11%	0	Absolutely No	0	-99	Research Defcon Buy	-5.07%	-13.98%	C	-12
2025/02/24	0.464	No Trade	No Trade	49.61%	0	Absolutely No	0	-99	Research Defcon Buy	-4.73%	-10.16%	C	-13
2025/02/25	0.464	No Trade	No Trade	47.93%	0	Absolutely No	0	-99	Research Defcon Buy	-4.57%	-11.71%	C	-14
2025/02/26	0.456	No Trade	No Trade	64.52%	50	Research	-85	-100	Research Defcon Buy	-6.16%	-14.28%	C	-15
2025/02/27	0.463	No Trade	No Trade	48.74%	0	Absolutely No	0	-98	Research Defcon Buy	-4.65%	-13.04%	C	-18
2025/02/28	0.462	No Trade	No Trade	50.78%	0	Absolutely No	0	-99	Research Defcon Buy	-4.85%	-13.17%	C	-20
2025/03/03	0.462	Buy_Panda_ST	No Trade	50.04%	0	Absolutely No	0	-99	Research Defcon Buy	-4.78%	-12.82%	C	-20
2025/03/04	0.462	Buy_Panda_ST	No Trade	48.99%	0	Absolutely No	0	-99	Research Defcon Buy	-4.68%	-13.14%	C	-20
2025/03/05	0.452	No Trade	No Trade	70.18%	50	Research	-85	-100	Research Defcon Buy	-6.70%	-14.76%	C	-21
2025/03/06	0.454	No Trade	No Trade	65.29%	50	Research	-85	-100	Research Defcon Buy	-6.23%	-13.92%	C	-22
2025/03/07	0.456	No Trade	No Trade	60.50%	0	Absolutely No	0	-99	Research Defcon Buy	-5.77%	-14.28%	C	-24
2025/03/10	0.450	No Trade	No Trade	73.51%	50	Research	-85	-100	Research Defcon Buy	-7.02%	-15.87%	A	-28
2025/03/11	0.449	No Trade	No Trade	75.62%	50	Research	-85	-100	Research Defcon Buy	-7.22%	-15.69%	A	-32
2025/03/12	0.449	No Trade	No Trade	73.43%	50	Research	-85	-100	Research Defcon Buy	-7.01%	-16.11%	A	-34
2025/03/13	0.447	No Trade	No Trade	78.73%	50	Research	-85	-100	Research Defcon Buy	-7.51%	-16.81%	A	-35
2025/03/14	0.446	No Trade	No Trade	78.91%	50	Research	-85	-100	Research Defcon Buy	-7.53%	-17.34%	A	-37
2025/03/17	0.446	No Trade	No Trade	78.35%	50	Research	-85	-100	Research Defcon Buy	-7.48%	-16.23%	A	-39
2025/03/18	0.442	No Trade	No Trade	87.30%	60	Research	-85	-100	Research Defcon Buy	-8.33%	-17.26%	A	-40



Date	9 day	9 vs 21 day	33 day
2025/01/29	Sell_9day	Sell 9 vs 21	Sell 33_Day
2025/01/30	Sell_9day	Sell 9 vs 21	Sell 33_Day
2025/01/31	Buy_9day	Sell 9 vs 21	Sell 33_Day
2025/02/03	Sell_9day	Sell 9 vs 21	Sell 33_Day
2025/02/04	Buy_9day	Sell 9 vs 21	Sell 33_Day
2025/02/05	Buy_9day	Sell 9 vs 21	Sell 33_Day
2025/02/06	Sell_9day	Sell 9 vs 21	Sell 33_Day
2025/02/07	Buy_9day	Sell 9 vs 21	Sell 33_Day
2025/02/10	Sell_9day	Sell 9 vs 21	Sell 33_Day
2025/02/11	Buy_9day	Sell 9 vs 21	Sell 33_Day
2025/02/12	Buy_9day	Sell 9 vs 21	Sell 33_Day
2025/02/13	Sell_9day	Sell 9 vs 21	Sell 33_Day
2025/02/14	Buy_9day	Sell 9 vs 21	Sell 33_Day
2025/02/17	Buy_9day	Sell 9 vs 21	Sell 33_Day
2025/02/18	Sell_9day	Buy 9 vs 21	Sell 33_Day
2025/02/19	Sell_9day	Buy 9 vs 21	Sell 33_Day
2025/02/20	Sell_9day	Sell 9 vs 21	Sell 33_Day
2025/02/21	Sell_9day	Sell 9 vs 21	Sell 33_Day
2025/02/24	Sell_9day	Sell 9 vs 21	Sell 33_Day
2025/02/25	Sell_9day	Sell 9 vs 21	Sell 33_Day
2025/02/26	Sell_9day	Sell 9 vs 21	Sell 33_Day
2025/02/27	Buy_9day	Sell 9 vs 21	Sell 33_Day
2025/02/28	Buy_9day	Sell 9 vs 21	Sell 33_Day
2025/03/03	Buy_9day	Sell 9 vs 21	Sell 33_Day
2025/03/04	Buy_9day	Sell 9 vs 21	Sell 33_Day
2025/03/05	Sell_9day	Sell 9 vs 21	Sell 33_Day
2025/03/06	Sell_9day	Sell 9 vs 21	Sell 33_Day
2025/03/07	Sell_9day	Sell 9 vs 21	Sell 33_Day
2025/03/10	Sell_9day	Sell 9 vs 21	Sell 33_Day
2025/03/11	Sell_9day	Sell 9 vs 21	Sell 33_Day
2025/03/12	Sell_9day	Sell 9 vs 21	Sell 33_Day
2025/03/13	Sell_9day	Sell 9 vs 21	Sell 33_Day
2025/03/14	Sell_9day	Sell 9 vs 21	Sell 33_Day
2025/03/17	Sell_9day	Sell 9 vs 21	Sell 33_Day
2025/03/18	Sell_9day	Sell 9 vs 21	Sell 33_Day

Strategy Universe		Rel vs Europe SX50		Ascendant guidance		Trade	Strategy_Open Date		2025/03/03	Caterpillar Guidance	Apply Caution				
<div><div><div>— EXO.AMS</div><div>--- 21 per. Mov. Avg. (EXO.AMS)</div><div>— Linear (EXO.AMS)</div></div><div><div>— CSX5.LSE</div><div>--- 21 per. Mov. Avg. (CSX5.LSE)</div><div>— Linear (CSX5.LSE)</div></div></div>												<div>(+) : Mom Days</div> <div>(-) : Mom Days</div> <div>Guided : Factor</div> <div>324_Buy Guidance</div> <div>324_Sell Guidance</div> <div>Mom_75 (days)</div> <div>9 vs 21 day</div> <div>Price vs 9 day</div>		<div>0</div> <div>76</div> <div>66 day</div> <div>100.0%</div> <div>0.0%</div> <div>-17.3%</div> <div>-1.54%</div> <div>-1.57%</div>	

S  
e  
i  
l

AJG.NYS

Arthur J. Gallagher & Co.

Financial

Insurance

New York

Market Cap : (B)

66 775

ACGL.NAS

Arch Capital Group

Financial

Insurance

New York

Market Cap : (B)

37 356

Follow the " 3day to 5day waiting period " before entering the trade : understand the Graph, Trend and Variables

Plan your enrty levels. Focus on the process not the outcome. Expect further short-term deviation from the trade signal. "Patience"

Date	Price or Relative Price	Short_Term_ Radar	Medium_ Term_Radar	Caterpillar_ %	Wise_ Owl(Rnk)	324_Factor	Factor_324	Defcon _Index	Defcon _Index_Trade	Margin of Safety	75_Day_Mom	Trade_Rating (Guidance)	Trendsum
2025/01/22	3.149	No Trade	No Trade	10.93%	0	Absolutely No	0	99	Research Defon Sell	2.19%	24.22%	C	-6
2025/01/23	3.096	No Trade	No Trade	2.20%	0	Absolutely No	0	97	Research Defon Sell	0.44%	22.79%	C	-2
2025/01/24	3.121	No Trade	No Trade	6.05%	0	Absolutely No	0	98	Research Defon Sell	1.21%	17.26%	C	1
2025/01/27	3.067	No Trade	No Trade	3.91%	0	Absolutely No	0	96	Research Defon Sell	-0.66%	14.98%	C	1
2025/01/28	3.082	No Trade	No Trade	1.27%	0	Absolutely No	0	97	Research Defon Sell	-0.22%	18.16%	C	-1
2025/01/29	3.135	No Trade	No Trade	7.30%	0	Absolutely No	0	98	Research Defon Sell	1.46%	24.97%	C	-1
2025/01/30	3.162	No Trade	No Trade	11.46%	0	Absolutely No	0	99	Research Defon Sell	2.30%	25.63%	C	0
2025/01/31	3.243	No Trade	No Trade	24.39%	0	Absolutely No	0	100	Research Defon Sell	4.89%	24.35%	C	0
2025/02/03	3.319	No Trade	No Trade	36.07%	0	Absolutely No	0	100	Research Defon Sell	7.22%	24.72%	C	0
2025/02/04	3.365	No Trade	No Trade	43.34%	0	Absolutely No	0	100	Research Defon Sell	8.68%	24.92%	C	1
2025/02/05	3.399	No Trade	No Trade	48.53%	0	Absolutely No	0	100	Research Defon Sell	9.72%	26.54%	C	2
2025/02/06	3.409	No Trade	No Trade	49.87%	0	Absolutely No	0	100	Research Defon Sell	9.99%	27.89%	C	6
2025/02/07	3.447	No Trade	No Trade	55.93%	0	Absolutely No	0	100	Research Defon Sell	11.20%	29.15%	C	11
2025/02/10	3.546	No Trade	No Trade	71.12%	50	Research	85	100	Research Defon Sell	14.25%	33.07%	A	17
2025/02/11	3.594	No Trade	No Trade	78.63%	50	Research	85	100	Research Defon Sell	15.75%	33.09%	A	22
2025/02/12	3.678	No Trade	No Trade	91.93%	50	Research	85	100	Research Defon Sell	18.42%	36.91%	A	26
2025/02/13	3.644	No Trade	No Trade	86.30%	50	Research	85	99	Research Defon Sell	17.29%	35.61%	A	27
2025/02/14	3.645	No Trade	No Trade	86.23%	50	Research	85	99	Research Defon Sell	17.27%	34.67%	A	26
2025/02/17	3.645	No Trade	No Trade	85.56%	50	Research	85	99	Research Defon Sell	17.14%	33.98%	A	26
2025/02/18	3.694	No Trade	No Trade	93.20%	50	Research	85	100	Research Defon Sell	18.67%	36.53%	A	28
2025/02/19	3.691	No Trade	No Trade	92.43%	50	Research	85	100	Research Defon Sell	18.52%	29.36%	A	30
2025/02/20	3.651	No Trade	No Trade	85.86%	60	Research	85	99	Research Defon Sell	17.20%	25.03%	B	31
2025/02/21	3.694	No Trade	No Trade	92.53%	60	Research	85	100	Research Defon Sell	18.54%	24.60%	A	32
2025/02/24	3.668	No Trade	No Trade	87.73%	50	Research	85	99	Research Defon Sell	17.57%	25.02%	A	30
2025/02/25	3.673	No Trade	No Trade	88.22%	50	Research	85	99	Research Defon Sell	17.67%	28.50%	A	29
2025/02/26	3.666	Sell_Panda_ST	No Trade	86.87%	50	Research	85	99	Research Defon Sell	17.40%	25.90%	A	28
2025/02/27	3.617	Sell_Panda_ST	No Trade	78.96%	50	Research	85	98	Research Defon Sell	15.82%	24.99%	B	23
2025/02/28	3.635	Sell_Panda_ST	No Trade	81.56%	50	Research	85	98	Research Defon Sell	16.34%	24.81%	B	18
2025/03/03	3.676	No Trade	No Trade	87.44%	50	Research	85	100	Research Defon Sell	17.52%	25.89%	A	14
2025/03/04	3.671	No Trade	No Trade	86.44%	50	Research	85	99	Research Defon Sell	17.32%	24.51%	A	12
2025/03/05	3.731	No Trade	No Trade	95.70%	50	Research	85	100	Research Defon Sell	19.17%	26.65%	A	13
2025/03/06	3.719	No Trade	No Trade	93.64%	50	Research	85	100	Research Defon Sell	18.76%	28.56%	A	15
2025/03/07	3.560	No Trade	No Trade	68.14%	75	Research	170	95	Research Defon Sell	13.65%	17.61%	AA	14
2025/03/10	3.548	No Trade	No Trade	65.48%	75	Research	170	95	Research Defon Sell	13.12%	16.07%	AA	11
2025/03/11	3.616	No Trade	No Trade	76.11%	75	Research	170	97	Research Defon Sell	15.25%	16.96%	AA	6
2025/03/12	3.646	No Trade	No Trade	80.70%	75	Research	170	98	Research Defon Sell	16.16%	18.85%	AA	2
2025/03/13	3.571	No Trade	No Trade	68.54%	60	Research	170	96	Research Defon Sell	13.73%	16.99%	A	0
2025/03/14	3.513	No Trade	No Trade	59.19%	50	Research	170	0	Absolutely no Trade	11.86%	14.74%	B	-5
2025/03/17	3.454	No Trade	No Trade	49.20%	0	Research	85	0	Absolutely no Trade	9.86%	10.83%	C	-10
2025/03/18	3.533	No Trade	No Trade	61.52%	0	Research	85	0	Absolutely no Trade	12.32%	12.94%	C	-15



Date	9 day	9 vs 21 day	33 day
2025/01/29	Buy_9day	Buy 9 vs 21	Buy 33_Day
2025/01/30	Buy_9day	Buy 9 vs 21	Buy 33_Day
2025/01/31	Buy_9day	Buy 9 vs 21	Buy 33_Day
2025/02/03	Buy_9day	Buy 9 vs 21	Buy 33_Day
2025/02/04	Buy_9day	Buy 9 vs 21	Buy 33_Day
2025/02/05	Buy_9day	Buy 9 vs 21	Buy 33_Day
2025/02/06	Buy_9day	Buy 9 vs 21	Buy 33_Day
2025/02/07	Buy_9day	Buy 9 vs 21	Buy 33_Day
2025/02/10	Buy_9day	Buy 9 vs 21	Buy 33_Day
2025/02/11	Buy_9day	Buy 9 vs 21	Buy 33_Day
2025/02/12	Buy_9day	Buy 9 vs 21	Buy 33_Day
2025/02/13	Buy_9day	Buy 9 vs 21	Buy 33_Day
2025/02/14	Buy_9day	Buy 9 vs 21	Buy 33_Day
2025/02/17	Buy_9day	Buy 9 vs 21	Buy 33_Day
2025/02/18	Buy_9day	Buy 9 vs 21	Buy 33_Day
2025/02/19	Buy_9day	Buy 9 vs 21	Buy 33_Day
2025/02/20	Buy_9day	Buy 9 vs 21	Buy 33_Day
2025/02/21	Buy_9day	Buy 9 vs 21	Buy 33_Day
2025/02/24	Buy_9day	Buy 9 vs 21	Buy 33_Day
2025/02/25	Buy_9day	Buy 9 vs 21	Buy 33_Day
2025/02/26	Sell_9day	Buy 9 vs 21	Buy 33_Day
2025/02/27	Sell_9day	Buy 9 vs 21	Buy 33_Day
2025/02/28	Sell_9day	Buy 9 vs 21	Buy 33_Day
2025/03/03	Buy_9day	Buy 9 vs 21	Buy 33_Day
2025/03/04	Buy_9day	Buy 9 vs 21	Buy 33_Day
2025/03/05	Buy_9day	Buy 9 vs 21	Buy 33_Day
2025/03/06	Buy_9day	Buy 9 vs 21	Buy 33_Day
2025/03/07	Sell_9day	Buy 9 vs 21	Buy 33_Day
2025/03/10	Sell_9day	Sell 9 vs 21	Buy 33_Day
2025/03/11	Sell_9day	Sell 9 vs 21	Buy 33_Day
2025/03/12	Buy_9day	Sell 9 vs 21	Buy 33_Day
2025/03/13	Sell_9day	Sell 9 vs 21	Buy 33_Day
2025/03/14	Sell_9day	Sell 9 vs 21	Sell 33_Day
2025/03/17	Sell_9day	Sell 9 vs 21	Sell 33_Day
2025/03/18	Sell_9day	Sell 9 vs 21	Sell 33_Day

Strategy Universe	Pairs_NYSE_Insurance		Ascendant guidance	Trade	Strategy_Open Date	2025/02/28	Caterpillar Guidance	Trade		
	<div><div><div>AJG.NYS</div><div>21 per. Mov. Avg. (AJG.NYS)</div><div>Linear (AJG.NYS)</div></div><div><div>ACGL.NAS</div><div>21 per. Mov. Avg. (ACGL.NAS)</div><div>Linear (ACGL.NAS)</div></div></div>								(+): Mom Days	97
								(-): Mom Days	0	
								Guided: Factor	66 day	
								324_Buy Guidance	0.0%	
								324_Sell Guidance	94.7%	
								Mom_75 (days)	12.9%	
								9 vs 21 day	-1.55%	
								Price vs 9 day	-1.12%	

PCG.NYS

B  
u  
y

Pacific Gas & Electric Co.

Utilities

Electric Utilities

New York

Market Cap : (B)

45 678

ATO.NYS

Atmos Energy

Utilities

Gas Utilities

New York

Market Cap : (B)

23 318



Follow the " 3day to 5day waiting period " before entering the trade : understand the Graph, Trend and Variables

Plan your enrty levels. Focus on the process not the outcome. Expect further short-term deviation from the trade signal. "Patience"

Date	Price or Relative Price	Short_Term_ Radar	Medium_ Term_Radar	Caterpillar_ %	Wise_ Owl(Rnk)	324_Factor	Factor_324	Defcon _Index	Defcon _Index_Trade	Margin of Safety	75_Day_Mom	Trade_Rating (Guidance)	Trendsum
2025/01/22	0.116	No Trade	No Trade	85.46%	30	Absolutely No	0	-99	Research Defcon Buy	-9.87%	-17.12%	C	-16
2025/01/23	0.116	No Trade	No Trade	87.99%	30	Absolutely No	0	-99	Research Defcon Buy	-9.56%	-17.44%	C	-18
2025/01/24	0.119	No Trade	No Trade	71.84%	0	Absolutely No	0	-97	Research Defcon Buy	-7.80%	-17.20%	C	-18
2025/01/27	0.114	No Trade	No Trade	100.00%	30	Absolutely No	0	-100	Research Defcon Buy	-11.16%	-19.77%	C	-20
2025/01/28	0.113	No Trade	No Trade	100.00%	30	Absolutely No	0	-100	Research Defcon Buy	-12.07%	-20.38%	C	-22
2025/01/29	0.112	No Trade	No Trade	100.00%	30	Absolutely No	0	-100	Research Defcon Buy	-12.69%	-20.85%	C	-23
2025/01/30	0.110	No Trade	No Trade	100.00%	30	Absolutely No	0	-100	Research Defcon Buy	-14.21%	-21.95%	C	-24
2025/01/31	0.110	No Trade	No Trade	100.00%	30	Absolutely No	0	-100	Research Defcon Buy	-14.27%	-23.89%	C	-25
2025/02/03	0.106	No Trade	No Trade	100.00%	30	Absolutely No	0	-100	Research Defcon Buy	-17.33%	-26.45%	C	-27
2025/02/04	0.107	No Trade	No Trade	95.74%	50	Research	-85	-99	Research Defcon Buy	-16.59%	-25.19%	A	-30
2025/02/05	0.109	No Trade	No Trade	86.86%	60	Research	-85	-97	Research Defcon Buy	-15.05%	-23.08%	B	-32
2025/02/06	0.109	No Trade	No Trade	84.36%	50	Research	-85	-97	Research Defcon Buy	-14.62%	-23.38%	B	-33
2025/02/07	0.108	No Trade	No Trade	90.82%	60	Research	-85	-98	Research Defcon Buy	-15.74%	-24.87%	B	-33
2025/02/10	0.110	Buy_Panda_ST	No Trade	78.74%	50	Research	-85	-96	Research Defcon Buy	-13.64%	-24.11%	B	-31
2025/02/11	0.109	Buy_Panda_ST	No Trade	83.98%	50	Research	-85	-97	Research Defcon Buy	-14.55%	-24.36%	B	-29
2025/02/12	0.110	Buy_Panda_ST	No Trade	80.24%	90	Research	-170	-96	Research Defcon Buy	-13.90%	-24.43%	AA	-26
2025/02/13	0.107	No Trade	No Trade	90.99%	90	Research	-170	-99	Research Defcon Buy	-15.76%	-25.97%	AAA	-23
2025/02/14	0.104	No Trade	No Trade	100.00%	90	Research	-170	-100	Research Defcon Buy	-17.88%	-28.01%	AAA	-24
2025/02/17	0.104	No Trade	No Trade	99.22%	90	Research	-170	-100	Research Defcon Buy	-17.74%	-27.15%	AAA	-24
2025/02/18	0.104	No Trade	No Trade	99.90%	90	Research	-170	-100	Research Defcon Buy	-17.86%	-27.98%	AAA	-24
2025/02/19	0.105	No Trade	No Trade	94.19%	90	Research	-170	-99	Research Defcon Buy	-16.84%	-27.67%	AAA	-25
2025/02/20	0.106	No Trade	No Trade	89.93%	90	Research	-170	-98	Research Defcon Buy	-16.08%	-26.60%	AAA	-26
2025/02/21	0.107	No Trade	No Trade	87.97%	90	Research	-170	-98	Research Defcon Buy	-15.73%	-26.39%	AAA	-26
2025/02/24	0.107	Buy_Panda_ST	No Trade	87.64%	90	Research	-170	-98	Research Defcon Buy	-15.67%	-27.35%	AAA	-25
2025/02/25	0.106	Buy_Panda_ST	No Trade	90.20%	90	Research	-170	-98	Research Defcon Buy	-16.13%	-27.35%	AAA	-24
2025/02/26	0.107	Buy_Panda_ST	No Trade	85.43%	90	Research	-170	-97	Research Defcon Buy	-15.27%	-25.71%	AAA	-20
2025/02/27	0.106	Buy_Panda_ST	No Trade	88.79%	90	Research	-170	-98	Research Defcon Buy	-15.88%	-25.72%	AAA	-16
2025/02/28	0.107	No Trade	No Trade	82.82%	75	Research	-170	-97	Research Defcon Buy	-14.81%	-25.59%	AA	-11
2025/03/03	0.107	No Trade	No Trade	84.06%	75	Research	-170	-97	Research Defcon Buy	-15.03%	-25.90%	AA	-6
2025/03/04	0.108	No Trade	No Trade	80.08%	75	Research	-170	-97	Research Defcon Buy	-14.32%	-25.80%	AA	-2
2025/03/05	0.111	No Trade	No Trade	67.12%	50	Research	-170	0	Absolutely no Trade	-12.00%	-23.92%	B	1
2025/03/06	0.110	No Trade	No Trade	70.21%	50	Research	-170	0	Absolutely no Trade	-12.55%	-24.34%	B	3
2025/03/07	0.107	No Trade	No Trade	80.63%	75	Research	-170	-97	Research Defcon Buy	-14.42%	-24.93%	AA	6
2025/03/10	0.106	No Trade	No Trade	85.82%	75	Research	-170	-98	Research Defcon Buy	-15.34%	-25.82%	AA	9
2025/03/11	0.109	No Trade	No Trade	73.12%	60	Research	-170	-95	Research Defcon Buy	-13.07%	-24.01%	A	10
2025/03/12	0.110	No Trade	No Trade	66.97%	50	Research	-170	0	Absolutely no Trade	-11.97%	-21.99%	B	10
2025/03/13	0.112	No Trade	No Trade	60.78%	50	Research	-170	0	Absolutely no Trade	-10.87%	-21.68%	B	12
2025/03/14	0.112	No Trade	No Trade	58.68%	50	Research	-170	0	Absolutely no Trade	-10.49%	-20.66%	B	14
2025/03/17	0.113	No Trade	No Trade	53.32%	50	Research	-170	0	Absolutely no Trade	-9.53%	-21.06%	B	17
2025/03/18	0.114	No Trade	No Trade	47.25%	50	Research	-170	0	Absolutely no Trade	-8.45%	-20.02%	B	18



Date	9 day	9 vs 21 day	33 day
2025/01/29	Sell_9day	Sell 9 vs 21	Sell 33_Day
2025/01/30	Sell_9day	Sell 9 vs 21	Sell 33_Day
2025/01/31	Sell_9day	Sell 9 vs 21	Sell 33_Day
2025/02/03	Sell_9day	Sell 9 vs 21	Sell 33_Day
2025/02/04	Sell_9day	Sell 9 vs 21	Sell 33_Day
2025/02/05	Sell_9day	Sell 9 vs 21	Sell 33_Day
2025/02/06	Sell_9day	Sell 9 vs 21	Sell 33_Day
2025/02/07	Sell_9day	Sell 9 vs 21	Sell 33_Day
2025/02/10	Buy_9day	Sell 9 vs 21	Sell 33_Day
2025/02/11	Buy_9day	Sell 9 vs 21	Sell 33_Day
2025/02/12	Buy_9day	Sell 9 vs 21	Sell 33_Day
2025/02/13	Sell_9day	Sell 9 vs 21	Sell 33_Day
2025/02/14	Sell_9day	Sell 9 vs 21	Sell 33_Day
2025/02/17	Sell_9day	Sell 9 vs 21	Sell 33_Day
2025/02/18	Sell_9day	Sell 9 vs 21	Sell 33_Day
2025/02/19	Sell_9day	Sell 9 vs 21	Sell 33_Day
2025/02/20	Sell_9day	Sell 9 vs 21	Sell 33_Day
2025/02/21	Buy_9day	Sell 9 vs 21	Sell 33_Day
2025/02/24	Buy_9day	Sell 9 vs 21	Sell 33_Day
2025/02/25	Buy_9day	Sell 9 vs 21	Sell 33_Day
2025/02/26	Buy_9day	Sell 9 vs 21	Sell 33_Day
2025/02/27	Buy_9day	Sell 9 vs 21	Sell 33_Day
2025/02/28	Buy_9day	Sell 9 vs 21	Sell 33_Day
2025/03/03	Buy_9day	Sell 9 vs 21	Sell 33_Day
2025/03/04	Buy_9day	Sell 9 vs 21	Sell 33_Day
2025/03/05	Buy_9day	Buy 9 vs 21	Buy 33_Day
2025/03/06	Buy_9day	Buy 9 vs 21	Buy 33_Day
2025/03/07	Sell_9day	Buy 9 vs 21	Sell 33_Day
2025/03/10	Sell_9day	Buy 9 vs 21	Sell 33_Day
2025/03/11	Buy_9day	Buy 9 vs 21	Buy 33_Day
2025/03/12	Buy_9day	Buy 9 vs 21	Buy 33_Day
2025/03/13	Buy_9day	Buy 9 vs 21	Buy 33_Day
2025/03/14	Buy_9day	Buy 9 vs 21	Buy 33_Day
2025/03/17	Buy_9day	Buy 9 vs 21	Buy 33_Day
2025/03/18	Buy_9day	Buy 9 vs 21	Buy 33_Day

Strategy Universe		Pairs_NYSE_Utilities		Ascendant guidance		Trade		Strategy_Open Date		2025/02/27		Caterpillar Guidance		Trade	
<div><div>— PCG.NYS</div><div>----- 21 per. Mov. Avg. (PCG.NYS)</div><div>— Linear (PCG.NYS)</div></div> 				<div><div>— ATO.NYS</div><div>----- 21 per. Mov. Avg. (ATO.NYS)</div><div>— Linear (ATO.NYS)</div></div> 								(+) : Mom Days		0	
		(-) : Mom Days		50											
		Guided : Factor		33 day											
		324_Buy Guidance		90.3%											
		324_Sell Guidance		0.0%											
		Mom_75 (days)		-20.0%											
		9 vs 21 day		1.92%											
		Price vs 9 day		3.51%											

PCG.NYS

Follow the " 3day to 5day waiting period " before entering the trade : understand the Graph, Trend and Variables

DTE.NYS

Plan your enrty levels. Focus on the process not the outcome. Expect further short-term deviation from the trade signal. "Patience"

B Pacific Gas & Electric Co.  
u Utilities  
y Electric Utilities

DTE Energy  
Utilities  
Multi-Utilities

New York

Market Cap : (B) 45 678

New York

Market Cap : (B) 25 805

-2.022

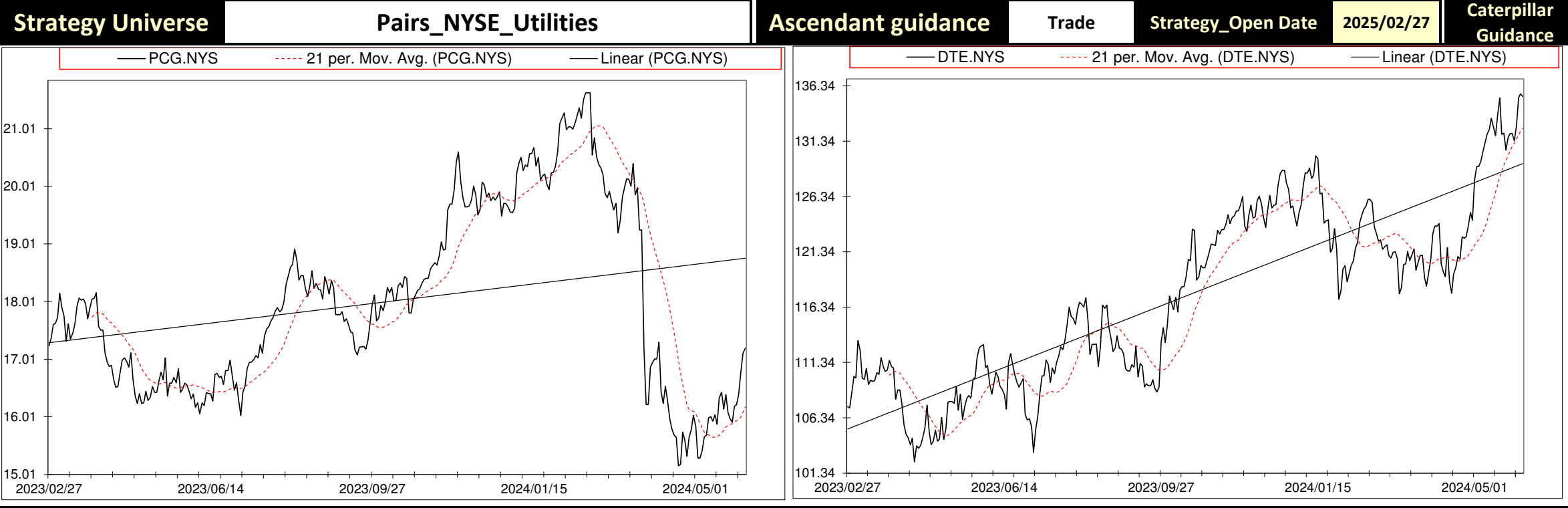
-24.059

11.900

Date	Price or Relative Price	Short_Term_ Radar	Medium_ Term_Radar	Caterpillar_ %	Wise_ Owl(Rnk)	324_Factor	Factor_324	Defcon _Index	Defcon _Index_Trade	Margin of Safety	75_Day_Mom	Trade_Rating (Guidance)	Trendsum
2025/01/22	0.137	No Trade	No Trade	81.36%	30	Absolutely No	0	-99	Research Defcon Buy	-7.00%	-10.51%	C	-18
2025/01/23	0.136	No Trade	No Trade	87.79%	30	Absolutely No	0	-100	Research Defcon Buy	-7.55%	-12.46%	C	-18
2025/01/24	0.139	No Trade	No Trade	63.88%	0	Absolutely No	0	-97	Research Defcon Buy	-5.49%	-11.72%	C	-18
2025/01/27	0.134	No Trade	No Trade	100.00%	30	Absolutely No	0	-100	Research Defcon Buy	-8.86%	-14.55%	C	-20
2025/01/28	0.135	No Trade	No Trade	93.97%	30	Absolutely No	0	-99	Research Defcon Buy	-8.33%	-14.33%	C	-22
2025/01/29	0.134	No Trade	No Trade	96.01%	30	Absolutely No	0	-100	Research Defcon Buy	-8.51%	-15.06%	C	-23
2025/01/30	0.131	No Trade	No Trade	100.00%	30	Absolutely No	0	-100	Research Defcon Buy	-10.38%	-16.36%	C	-24
2025/01/31	0.131	No Trade	No Trade	100.00%	30	Absolutely No	0	-100	Research Defcon Buy	-11.00%	-19.00%	C	-25
2025/02/03	0.125	No Trade	No Trade	100.00%	30	Absolutely No	0	-100	Research Defcon Buy	-14.44%	-21.74%	C	-27
2025/02/04	0.126	No Trade	No Trade	97.83%	30	Absolutely No	0	-100	Research Defcon Buy	-14.13%	-21.19%	C	-30
2025/02/05	0.128	No Trade	No Trade	85.99%	50	Absolutely No	0	-98	Research Defcon Buy	-12.42%	-18.75%	C	-32
2025/02/06	0.127	No Trade	No Trade	90.58%	60	Research	-85	-98	Research Defcon Buy	-13.08%	-19.49%	B	-33
2025/02/07	0.125	No Trade	No Trade	100.00%	60	Research	-85	-100	Research Defcon Buy	-14.72%	-21.49%	A	-35
2025/02/10	0.127	No Trade	No Trade	91.88%	60	Research	-85	-99	Research Defcon Buy	-13.52%	-21.14%	B	-37
2025/02/11	0.126	No Trade	No Trade	92.44%	60	Research	-85	-99	Research Defcon Buy	-13.61%	-20.19%	B	-40
2025/02/12	0.129	Buy_Panda_ST	No Trade	79.62%	50	Research	-85	-97	Research Defcon Buy	-11.72%	-19.00%	B	-40
2025/02/13	0.124	No Trade	No Trade	100.00%	60	Research	-85	-100	Research Defcon Buy	-15.16%	-22.91%	A	-38
2025/02/14	0.118	No Trade	No Trade	100.00%	60	Research	-85	-100	Research Defcon Buy	-18.92%	-26.84%	A	-37
2025/02/17	0.118	No Trade	No Trade	99.66%	60	Research	-85	-100	Research Defcon Buy	-18.85%	-27.02%	A	-35
2025/02/18	0.119	No Trade	No Trade	97.60%	60	Research	-85	-100	Research Defcon Buy	-18.46%	-26.81%	A	-35
2025/02/19	0.120	No Trade	No Trade	93.56%	60	Research	-85	-99	Research Defcon Buy	-17.70%	-26.21%	B	-36
2025/02/20	0.120	No Trade	No Trade	95.27%	60	Research	-85	-99	Research Defcon Buy	-18.02%	-27.61%	A	-34
2025/02/21	0.121	No Trade	No Trade	89.58%	60	Research	-85	-98	Research Defcon Buy	-16.94%	-26.14%	B	-32
2025/02/24	0.121	No Trade	No Trade	89.97%	50	Research	-85	-98	Research Defcon Buy	-17.02%	-26.25%	B	-28
2025/02/25	0.119	No Trade	No Trade	95.35%	50	Research	-85	-99	Research Defcon Buy	-18.04%	-28.30%	A	-29
2025/02/26	0.121	Buy_Panda_ST	No Trade	89.81%	50	Research	-85	-98	Research Defcon Buy	-16.99%	-30.49%	B	-27
2025/02/27	0.120	Buy_Panda_ST	No Trade	91.40%	50	Research	-85	-98	Research Defcon Buy	-17.29%	-31.12%	B	-26
2025/02/28	0.122	Buy_Panda_ST	No Trade	84.88%	50	Research	-85	-97	Research Defcon Buy	-16.06%	-30.62%	B	-21
2025/03/03	0.121	Buy_Panda_ST	No Trade	87.16%	50	Research	-85	-97	Research Defcon Buy	-16.49%	-31.16%	B	-17
2025/03/04	0.122	No Trade	No Trade	83.99%	50	Research	-85	-97	Research Defcon Buy	-15.89%	-31.81%	B	-11
2025/03/05	0.124	No Trade	No Trade	77.36%	50	Research	-85	-95	Research Defcon Buy	-14.63%	-29.39%	B	-7
2025/03/06	0.123	No Trade	No Trade	80.65%	50	Research	-85	-96	Research Defcon Buy	-15.26%	-29.69%	B	-4
2025/03/07	0.121	No Trade	No Trade	87.45%	50	Research	-85	-98	Research Defcon Buy	-16.54%	-30.54%	B	-3
2025/03/10	0.121	No Trade	No Trade	89.85%	50	Research	-85	-98	Research Defcon Buy	-17.00%	-30.17%	B	0
2025/03/11	0.123	No Trade	No Trade	82.08%	50	Research	-85	-97	Research Defcon Buy	-15.53%	-28.99%	B	2
2025/03/12	0.123	No Trade	No Trade	78.85%	75	Research	-170	-96	Research Defcon Buy	-14.92%	-27.89%	AA	3
2025/03/13	0.124	No Trade	No Trade	78.36%	75	Research	-170	-96	Research Defcon Buy	-14.82%	-27.95%	AA	3
2025/03/14	0.124	No Trade	No Trade	76.49%	75	Research	-170	-95	Research Defcon Buy	-14.47%	-26.71%	AA	3
2025/03/17	0.126	No Trade	No Trade	68.39%	50	Research	-170	0	Absolutely no Trade	-12.94%	-26.41%	B	6
2025/03/18	0.127	No Trade	No Trade	65.02%	50	Research	-170	0	Absolutely no Trade	-12.30%	-25.93%	B	9



Date	9 day	9 vs 21 day	33 day
2025/01/29	Sell_9day	Sell 9 vs 21	Sell 33_Day
2025/01/30	Sell_9day	Sell 9 vs 21	Sell 33_Day
2025/01/31	Sell_9day	Sell 9 vs 21	Sell 33_Day
2025/02/03	Sell_9day	Sell 9 vs 21	Sell 33_Day
2025/02/04	Sell_9day	Sell 9 vs 21	Sell 33_Day
2025/02/05	Sell_9day	Sell 9 vs 21	Sell 33_Day
2025/02/06	Sell_9day	Sell 9 vs 21	Sell 33_Day
2025/02/07	Sell_9day	Sell 9 vs 21	Sell 33_Day
2025/02/10	Sell_9day	Sell 9 vs 21	Sell 33_Day
2025/02/11	Sell_9day	Sell 9 vs 21	Sell 33_Day
2025/02/12	Buy_9day	Sell 9 vs 21	Sell 33_Day
2025/02/13	Sell_9day	Sell 9 vs 21	Sell 33_Day
2025/02/14	Sell_9day	Sell 9 vs 21	Sell 33_Day
2025/02/17	Sell_9day	Sell 9 vs 21	Sell 33_Day
2025/02/18	Sell_9day	Sell 9 vs 21	Sell 33_Day
2025/02/19	Sell_9day	Sell 9 vs 21	Sell 33_Day
2025/02/20	Sell_9day	Sell 9 vs 21	Sell 33_Day
2025/02/21	Sell_9day	Sell 9 vs 21	Sell 33_Day
2025/02/24	Sell_9day	Sell 9 vs 21	Sell 33_Day
2025/02/25	Sell_9day	Sell 9 vs 21	Sell 33_Day
2025/02/26	Buy_9day	Sell 9 vs 21	Sell 33_Day
2025/02/27	Buy_9day	Sell 9 vs 21	Sell 33_Day
2025/02/28	Buy_9day	Sell 9 vs 21	Sell 33_Day
2025/03/03	Buy_9day	Sell 9 vs 21	Sell 33_Day
2025/03/04	Buy_9day	Sell 9 vs 21	Sell 33_Day
2025/03/05	Buy_9day	Sell 9 vs 21	Sell 33_Day
2025/03/06	Buy_9day	Sell 9 vs 21	Sell 33_Day
2025/03/07	Sell_9day	Sell 9 vs 21	Sell 33_Day
2025/03/10	Sell_9day	Sell 9 vs 21	Sell 33_Day
2025/03/11	Buy_9day	Buy 9 vs 21	Sell 33_Day
2025/03/12	Buy_9day	Buy 9 vs 21	Sell 33_Day
2025/03/13	Buy_9day	Buy 9 vs 21	Sell 33_Day
2025/03/14	Buy_9day	Buy 9 vs 21	Buy 33_Day
2025/03/17	Buy_9day	Buy 9 vs 21	Buy 33_Day
2025/03/18	Buy_9day	Buy 9 vs 21	Buy 33_Day



Caterpillar Guidance	Trade
(+) : Mom Days	0
(-) : Mom Days	49
Guided : Factor	33 day
324_Buy Guidance	92.8%
324_Sell Guidance	0.0%
Mom_75 (days)	-25.9%
9 vs 21 day	1.20%
Price vs 9 day	2.85%

SY1.ETR

Follow the " 3day to 5day waiting period " before entering the trade : understand the Graph, Trend and Variables

CSX5.LSE

Plan your enrty levels. Focus on the process not the outcome. Expect further short-term deviation from the trade signal. "Patience"

B Symrise Ag

u Industrials

y Industrial Goods & Services

Germany

Market Cap : (B)

14 816

Euro Area Stock Market Index - Europe Listing

Europe ETF : Index

ETF\_Europe\_

Europe

Market Cap : (B)

4 303

-2.018

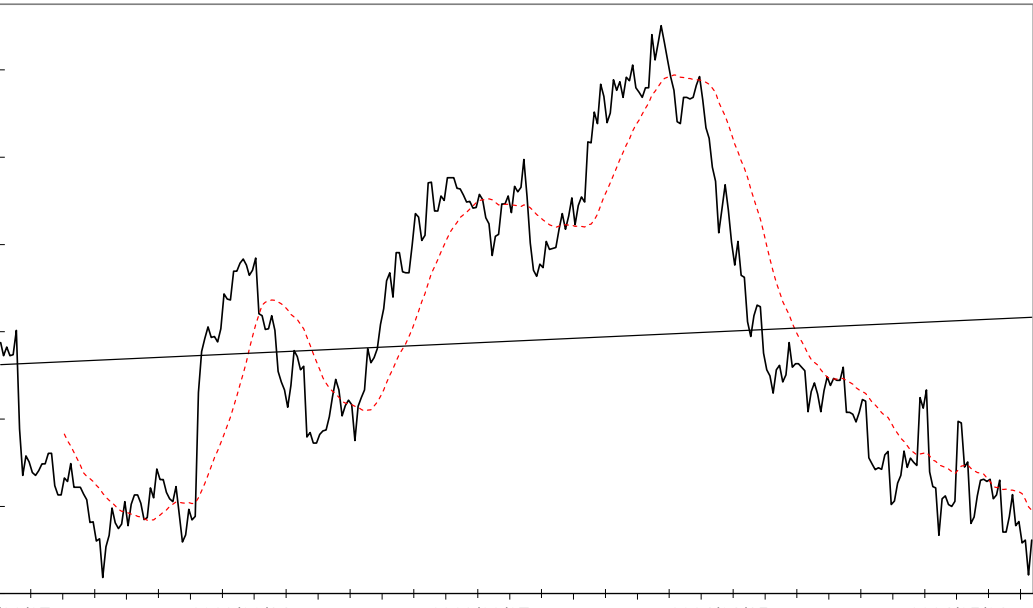

-25.577

12.677

Date	Price or Relative Price	Short_Term_ Radar	Medium_ Term_Radar	Caterpillar_ %	Wise_ Owl(Rnk)	324_Factor	Factor_324	Defcon _Index	Defcon _Index_Trade	Margin of Safety	75_Day_Mom	Trade_Rating (Guidance)	Trendsum
2025/01/22	0.512	No Trade	No Trade	74.95%	50	Research	-85	-100	Research Defcon Buy	-9.10%	-23.31%	A	-25
2025/01/23	0.513	No Trade	No Trade	72.76%	50	Research	-85	-100	Research Defcon Buy	-8.83%	-22.03%	A	-25
2025/01/24	0.512	No Trade	No Trade	74.19%	50	Research	-85	-100	Research Defcon Buy	-9.00%	-20.77%	A	-26
2025/01/27	0.514	No Trade	No Trade	70.77%	50	Research	-85	-100	Research Defcon Buy	-8.59%	-20.69%	A	-29
2025/01/28	0.533	Buy_Panda_ST	Buy_Panda_ST	42.57%	0	Absolutely No	0	-96	Research Defcon Buy	-5.17%	-18.23%	C	-28
2025/01/29	0.527	Buy_Panda_ST	No Trade	51.25%	50	Research	-85	-97	Research Defcon Buy	-6.22%	-19.37%	B	-25
2025/01/30	0.527	Buy_Panda_ST	No Trade	51.56%	50	Research	-85	-97	Research Defcon Buy	-6.26%	-18.82%	B	-22
2025/01/31	0.503	No Trade	No Trade	86.08%	50	Research	-85	-100	Research Defcon Buy	-10.45%	-22.00%	A	-22
2025/02/03	0.505	No Trade	No Trade	81.92%	50	Research	-85	-100	Research Defcon Buy	-9.94%	-23.32%	A	-26
2025/02/04	0.500	No Trade	No Trade	89.97%	50	Research	-85	-100	Research Defcon Buy	-10.92%	-25.19%	A	-27
2025/02/05	0.486	No Trade	No Trade	100.00%	50	Research	-85	-100	Research Defcon Buy	-13.31%	-25.85%	A	-27
2025/02/06	0.488	No Trade	No Trade	97.84%	50	Research	-85	-100	Research Defcon Buy	-13.02%	-24.08%	A	-28
2025/02/07	0.493	No Trade	No Trade	91.25%	50	Research	-85	-99	Research Defcon Buy	-12.14%	-23.61%	B	-29
2025/02/10	0.486	No Trade	No Trade	99.72%	60	Research	-85	-100	Research Defcon Buy	-13.27%	-23.56%	A	-31
2025/02/11	0.483	No Trade	No Trade	100.00%	60	Research	-85	-100	Research Defcon Buy	-13.79%	-23.81%	A	-34
2025/02/12	0.483	No Trade	No Trade	99.93%	60	Research	-85	-100	Research Defcon Buy	-13.78%	-21.60%	A	-36
2025/02/13	0.497	No Trade	No Trade	81.20%	50	Research	-85	-97	Research Defcon Buy	-11.20%	-20.10%	B	-35
2025/02/14	0.497	Buy_Panda_ST	No Trade	81.04%	50	Research	-85	-97	Research Defcon Buy	-11.18%	-20.60%	B	-34
2025/02/17	0.482	No Trade	No Trade	100.00%	60	Research	-85	-100	Research Defcon Buy	-13.83%	-22.41%	A	-32
2025/02/18	0.482	No Trade	No Trade	99.47%	60	Research	-85	-100	Research Defcon Buy	-13.76%	-22.04%	A	-31
2025/02/19	0.472	No Trade	No Trade	100.00%	60	Research	-85	-100	Research Defcon Buy	-15.62%	-23.86%	A	-33
2025/02/20	0.473	No Trade	No Trade	98.29%	60	Research	-85	-100	Research Defcon Buy	-15.35%	-23.66%	A	-36
2025/02/21	0.478	No Trade	No Trade	92.61%	60	Research	-85	-99	Research Defcon Buy	-14.47%	-21.80%	B	-37
2025/02/24	0.484	No Trade	No Trade	84.72%	50	Research	-85	-97	Research Defcon Buy	-13.23%	-20.40%	B	-35
2025/02/25	0.485	No Trade	No Trade	83.66%	50	Research	-85	-97	Research Defcon Buy	-13.07%	-19.63%	B	-33
2025/02/26	0.477	No Trade	No Trade	92.79%	50	Research	-85	-99	Research Defcon Buy	-14.49%	-19.45%	B	-30
2025/02/27	0.483	Buy_Panda_ST	No Trade	85.50%	90	Research	-170	-98	Research Defcon Buy	-13.36%	-20.17%	AAA	-27
2025/02/28	0.479	No Trade	No Trade	90.13%	90	Research	-170	-98	Research Defcon Buy	-14.08%	-20.46%	AAA	-23
2025/03/03	0.472	No Trade	No Trade	97.76%	90	Research	-170	-100	Research Defcon Buy	-15.27%	-23.25%	AAA	-21
2025/03/04	0.490	Buy_Panda_ST	Buy_Panda_ST	76.49%	75	Research	-170	-96	Research Defcon Buy	-11.95%	-18.52%	AA	-19
2025/03/05	0.465	No Trade	No Trade	100.00%	90	Research	-170	-100	Research Defcon Buy	-16.41%	-20.30%	AAA	-18
2025/03/06	0.463	No Trade	No Trade	100.00%	90	Research	-170	-100	Research Defcon Buy	-16.90%	-21.15%	AAA	-18
2025/03/07	0.473	No Trade	No Trade	89.09%	90	Research	-170	-98	Research Defcon Buy	-15.06%	-18.61%	AAA	-19
2025/03/10	0.486	No Trade	No Trade	74.41%	50	Research	-170	0	Absolutely no Trade	-12.58%	-18.07%	B	-22
2025/03/11	0.484	Buy_Panda_ST	Buy_Panda_ST	76.48%	90	Research	-170	-95	Research Defcon Buy	-12.93%	-18.96%	AA	-23
2025/03/12	0.481	Buy_Panda_ST	Buy_Panda_ST	79.91%	90	Research	-170	-96	Research Defcon Buy	-13.51%	-18.35%	AA	-22
2025/03/13	0.477	Buy_Panda_ST	No Trade	83.59%	75	Research	-170	-97	Research Defcon Buy	-14.13%	-18.74%	AA	-19
2025/03/14	0.472	No Trade	No Trade	89.45%	90	Research	-170	-98	Research Defcon Buy	-15.12%	-20.89%	AAA	-17
2025/03/17	0.458	No Trade	No Trade	100.00%	90	Research	-170	-100	Research Defcon Buy	-17.46%	-22.73%	AAA	-18
2025/03/18	0.464	No Trade	No Trade	93.82%	90	Research	-170	-99	Research Defcon Buy	-16.38%	-22.39%	AAA	-19



Date	9 day	9 vs 21 day	33 day
2025/01/29	Buy_9day	Sell 9 vs 21	Sell 33_Day
2025/01/30	Buy_9day	Sell 9 vs 21	Sell 33_Day
2025/01/31	Sell_9day	Sell 9 vs 21	Sell 33_Day
2025/02/03	Sell_9day	Sell 9 vs 21	Sell 33_Day
2025/02/04	Sell_9day	Sell 9 vs 21	Sell 33_Day
2025/02/05	Sell_9day	Sell 9 vs 21	Sell 33_Day
2025/02/06	Sell_9day	Sell 9 vs 21	Sell 33_Day
2025/02/07	Sell_9day	Sell 9 vs 21	Sell 33_Day
2025/02/10	Sell_9day	Sell 9 vs 21	Sell 33_Day
2025/02/11	Sell_9day	Sell 9 vs 21	Sell 33_Day
2025/02/12	Sell_9day	Sell 9 vs 21	Sell 33_Day
2025/02/13	Buy_9day	Sell 9 vs 21	Sell 33_Day
2025/02/14	Buy_9day	Sell 9 vs 21	Sell 33_Day
2025/02/17	Sell_9day	Sell 9 vs 21	Sell 33_Day
2025/02/18	Sell_9day	Sell 9 vs 21	Sell 33_Day
2025/02/19	Sell_9day	Sell 9 vs 21	Sell 33_Day
2025/02/20	Sell_9day	Sell 9 vs 21	Sell 33_Day
2025/02/21	Sell_9day	Sell 9 vs 21	Sell 33_Day
2025/02/24	Buy_9day	Sell 9 vs 21	Sell 33_Day
2025/02/25	Buy_9day	Sell 9 vs 21	Sell 33_Day
2025/02/26	Sell_9day	Sell 9 vs 21	Sell 33_Day
2025/02/27	Buy_9day	Sell 9 vs 21	Sell 33_Day
2025/02/28	Sell_9day	Sell 9 vs 21	Sell 33_Day
2025/03/03	Sell_9day	Sell 9 vs 21	Sell 33_Day
2025/03/04	Buy_9day	Sell 9 vs 21	Sell 33_Day
2025/03/05	Sell_9day	Sell 9 vs 21	Sell 33_Day
2025/03/06	Sell_9day	Sell 9 vs 21	Sell 33_Day
2025/03/07	Sell_9day	Sell 9 vs 21	Sell 33_Day
2025/03/10	Buy_9day	Sell 9 vs 21	Sell 33_Day
2025/03/11	Buy_9day	Sell 9 vs 21	Sell 33_Day
2025/03/12	Buy_9day	Sell 9 vs 21	Sell 33_Day
2025/03/13	Buy_9day	Sell 9 vs 21	Sell 33_Day
2025/03/14	Sell_9day	Sell 9 vs 21	Sell 33_Day
2025/03/17	Sell_9day	Sell 9 vs 21	Sell 33_Day
2025/03/18	Sell_9day	Sell 9 vs 21	Sell 33_Day

Strategy Universe		Rel vs Europe SX50		Ascendant guidance		Trade	Strategy_Open Date	2025/02/27	Caterpillar Guidance	Trade	
<div><div>—SY1.ETR</div><div>----- 21 per. Mov. Avg. (SY1.ETR)</div><div>— Linear (SY1.ETR)</div></div> 				<div><div>—CSX5.LSE</div><div>----- 21 per. Mov. Avg. (CSX5.LSE)</div><div>— Linear (CSX5.LSE)</div></div> 				(+): Mom Days		0	
		(-): Mom Days		95							
		Guided: Factor		66 day							
		324_Buy Guidance		98.7%							
		324_Sell Guidance		0.0%							
		Mom_75 (days)		-22.4%							
		9 vs 21 day		-0.65%							
		Price vs 9 day		-1.90%							

SY1.ETR

Follow the " 3day to 5day waiting period " before entering the trade : understand the Graph, Trend and Variables

EXV7.ETR

Plan your enrty levels. Focus on the process not the outcome. Expect further short-term deviation from the trade signal. "Patience"

B Symrise Ag

u Industrials

y Industrial Goods & Services

Germany

Market Cap : (B)

14 816

iShares : European Chemicals : - (EUR Listing)

Europe ETF : Sector

ETF\_Europe\_

Europe

Market Cap : (B)

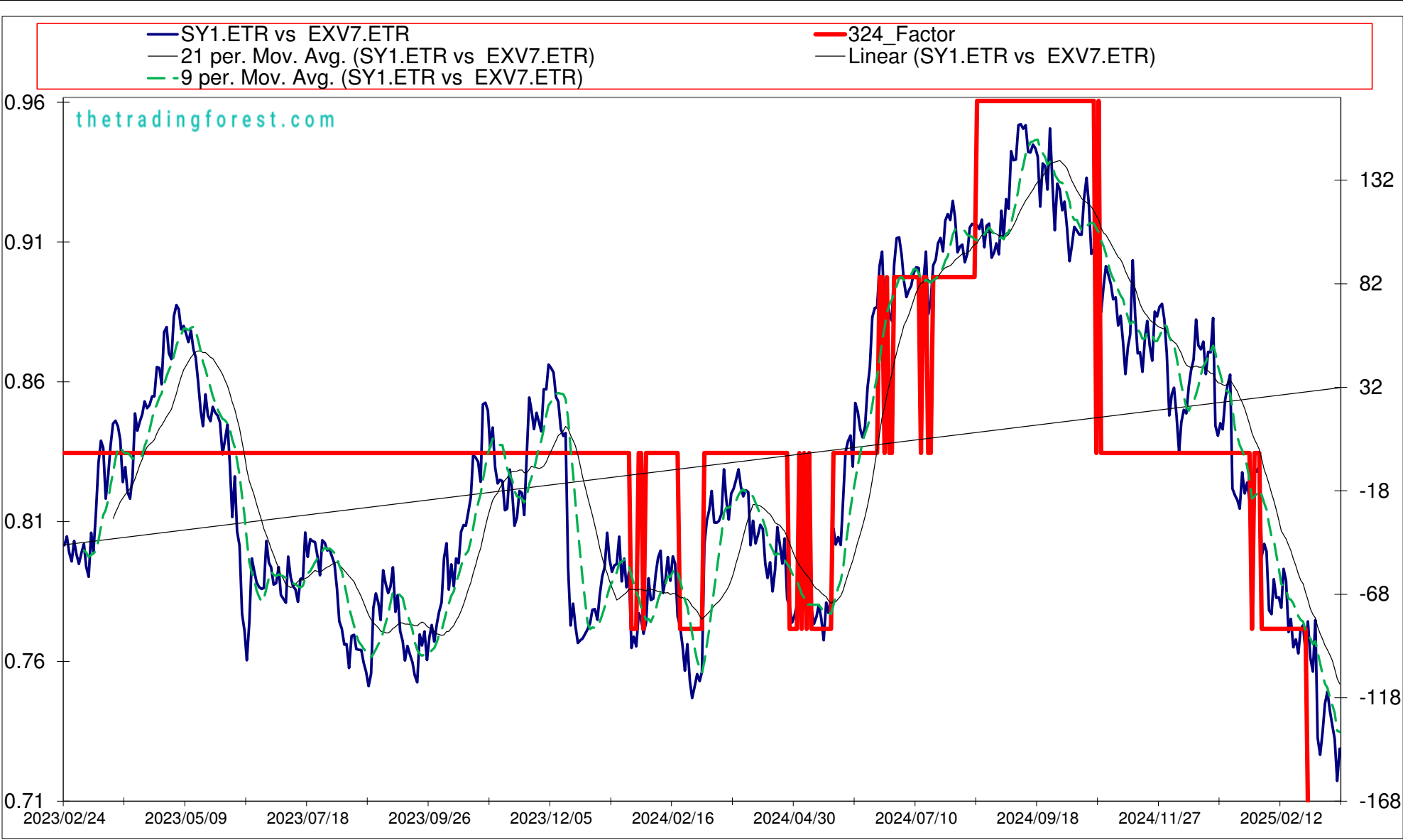
#VALUE!

-2.643

12.691

-4.802

Date	Price or Relative Price	Short_Term_ Radar	Medium_ Term_Radar	Caterpillar_ %	Wise_ Owl(Rnk)	324_Factor	Factor_324	Defcon _Index	Defcon _Index_Trade	Margin of Safety	75_Day_Mom	Trade_Rating (Guidance)	Trendsum
2025/01/22	0.823	No Trade	No Trade	49.98%	0	Absolutely No	0	-93	Research Defcon Buy	-4.67%	-11.26%	C	-11
2025/01/23	0.827	No Trade	No Trade	45.22%	0	Absolutely No	0	-92	Research Defcon Buy	-4.23%	-9.91%	C	-12
2025/01/24	0.821	No Trade	No Trade	53.24%	0	Absolutely No	0	-93	Research Defcon Buy	-4.98%	-9.44%	C	-15
2025/01/27	0.804	No Trade	No Trade	74.09%	50	Research	-85	-95	Research Defcon Buy	-6.93%	-11.79%	C	-20
2025/01/28	0.832	No Trade	No Trade	39.55%	0	Absolutely No	0	-91	Research Defcon Buy	-3.70%	-9.40%	C	-21
2025/01/29	0.831	No Trade	No Trade	41.19%	0	Absolutely No	0	-91	Research Defcon Buy	-3.85%	-9.41%	C	-21
2025/01/30	0.833	Buy_Panda_ST	No Trade	38.80%	0	Absolutely No	0	-91	Research Defcon Buy	-3.63%	-9.04%	C	-19
2025/01/31	0.800	No Trade	No Trade	78.91%	50	Research	-85	-95	Research Defcon Buy	-7.38%	-12.56%	C	-18
2025/02/03	0.805	No Trade	No Trade	73.81%	50	Research	-85	-94	Research Defcon Buy	-6.90%	-13.32%	C	-19
2025/02/04	0.802	No Trade	No Trade	77.33%	50	Research	-85	-95	Research Defcon Buy	-7.23%	-14.29%	C	-20
2025/02/05	0.781	No Trade	No Trade	100.00%	50	Research	-85	-97	Research Defcon Buy	-9.68%	-15.68%	B	-22
2025/02/06	0.780	No Trade	No Trade	100.00%	50	Research	-85	-97	Research Defcon Buy	-9.85%	-14.19%	C	-24
2025/02/07	0.792	No Trade	No Trade	85.41%	50	Research	-85	-95	Research Defcon Buy	-8.41%	-12.95%	C	-26
2025/02/10	0.786	No Trade	No Trade	93.55%	50	Research	-85	-96	Research Defcon Buy	-9.21%	-12.97%	C	-28
2025/02/11	0.786	No Trade	No Trade	93.47%	50	Research	-85	-96	Research Defcon Buy	-9.21%	-13.14%	C	-29
2025/02/12	0.782	No Trade	No Trade	98.04%	60	Research	-85	-97	Research Defcon Buy	-9.66%	-11.91%	C	-31
2025/02/13	0.796	No Trade	No Trade	81.82%	50	Research	-85	-95	Research Defcon Buy	-8.06%	-11.28%	C	-29
2025/02/14	0.792	Buy_Panda_ST	No Trade	86.94%	50	Research	-85	-95	Research Defcon Buy	-8.56%	-12.45%	C	-26
2025/02/17	0.773	No Trade	No Trade	100.00%	50	Research	-85	-98	Research Defcon Buy	-10.71%	-14.18%	C	-24
2025/02/18	0.778	No Trade	No Trade	95.08%	50	Research	-85	-97	Research Defcon Buy	-10.18%	-13.34%	C	-24
2025/02/19	0.768	No Trade	No Trade	100.00%	50	Research	-85	-98	Research Defcon Buy	-11.37%	-13.95%	C	-25
2025/02/20	0.771	No Trade	No Trade	97.16%	50	Research	-85	-98	Research Defcon Buy	-11.05%	-13.70%	C	-27
2025/02/21	0.766	No Trade	No Trade	100.00%	50	Research	-85	-98	Research Defcon Buy	-11.64%	-13.29%	C	-29
2025/02/24	0.774	No Trade	No Trade	91.69%	60	Research	-85	-97	Research Defcon Buy	-10.68%	-12.65%	C	-31
2025/02/25	0.776	No Trade	No Trade	90.38%	60	Research	-85	-97	Research Defcon Buy	-10.52%	-11.60%	C	-32
2025/02/26	0.766	No Trade	No Trade	100.00%	60	Research	-85	-99	Research Defcon Buy	-11.68%	-11.53%	C	-31
2025/02/27	0.777	Buy_Panda_ST	No Trade	88.98%	90	Research	-170	-97	Research Defcon Buy	-10.39%	-11.23%	AAA	-30
2025/02/28	0.764	No Trade	No Trade	100.00%	90	Research	-170	-99	Research Defcon Buy	-11.90%	-13.15%	AAA	-29
2025/03/03	0.759	No Trade	No Trade	100.00%	90	Research	-170	-99	Research Defcon Buy	-12.50%	-16.24%	AAA	-27
2025/03/04	0.778	No Trade	No Trade	83.04%	90	Research	-170	-97	Research Defcon Buy	-10.38%	-12.29%	AA	-25
2025/03/05	0.735	No Trade	No Trade	100.00%	90	Research	-170	-100	Research Defcon Buy	-15.26%	-15.76%	AAA	-23
2025/03/06	0.729	No Trade	No Trade	100.00%	90	Research	-170	-100	Research Defcon Buy	-15.97%	-16.50%	AAA	-23
2025/03/07	0.738	No Trade	No Trade	94.05%	90	Research	-170	-99	Research Defcon Buy	-15.02%	-14.85%	AAA	-23
2025/03/10	0.748	No Trade	No Trade	87.11%	90	Research	-170	-97	Research Defcon Buy	-13.91%	-14.91%	AAA	-26
2025/03/11	0.752	No Trade	No Trade	84.04%	90	Research	-170	-97	Research Defcon Buy	-13.42%	-14.99%	AA	-28
2025/03/12	0.745	No Trade	No Trade	89.01%	90	Research	-170	-98	Research Defcon Buy	-14.21%	-14.90%	AAA	-28
2025/03/13	0.740	No Trade	No Trade	93.02%	90	Research	-170	-99	Research Defcon Buy	-14.85%	-15.01%	AAA	-26
2025/03/14	0.735	No Trade	No Trade	96.41%	90	Research	-170	-99	Research Defcon Buy	-15.39%	-17.21%	AAA	-24
2025/03/17	0.720	No Trade	No Trade	100.00%	90	Research	-170	-100	Research Defcon Buy	-17.16%	-18.75%	AAA	-25
2025/03/18	0.732	No Trade	No Trade	92.31%	90	Research	-170	-98	Research Defcon Buy	-15.84%	-17.77%	AAA	-26



Date	9 day	9 vs 21 day	33 day
2025/01/29	Buy_9day	Sell 9 vs 21	Sell 33_Day
2025/01/30	Buy_9day	Sell 9 vs 21	Sell 33_Day
2025/01/31	Sell_9day	Sell 9 vs 21	Sell 33_Day
2025/02/03	Sell_9day	Sell 9 vs 21	Sell 33_Day
2025/02/04	Sell_9day	Sell 9 vs 21	Sell 33_Day
2025/02/05	Sell_9day	Sell 9 vs 21	Sell 33_Day
2025/02/06	Sell_9day	Sell 9 vs 21	Sell 33_Day
2025/02/07	Sell_9day	Sell 9 vs 21	Sell 33_Day
2025/02/10	Sell_9day	Sell 9 vs 21	Sell 33_Day
2025/02/11	Sell_9day	Sell 9 vs 21	Sell 33_Day
2025/02/12	Sell_9day	Sell 9 vs 21	Sell 33_Day
2025/02/13	Buy_9day	Sell 9 vs 21	Sell 33_Day
2025/02/14	Buy_9day	Sell 9 vs 21	Sell 33_Day
2025/02/17	Sell_9day	Sell 9 vs 21	Sell 33_Day
2025/02/18	Sell_9day	Sell 9 vs 21	Sell 33_Day
2025/02/19	Sell_9day	Sell 9 vs 21	Sell 33_Day
2025/02/20	Sell_9day	Sell 9 vs 21	Sell 33_Day
2025/02/21	Sell_9day	Sell 9 vs 21	Sell 33_Day
2025/02/24	Sell_9day	Sell 9 vs 21	Sell 33_Day
2025/02/25	Sell_9day	Sell 9 vs 21	Sell 33_Day
2025/02/26	Sell_9day	Sell 9 vs 21	Sell 33_Day
2025/02/27	Buy_9day	Sell 9 vs 21	Sell 33_Day
2025/02/28	Sell_9day	Sell 9 vs 21	Sell 33_Day
2025/03/03	Sell_9day	Sell 9 vs 21	Sell 33_Day
2025/03/04	Buy_9day	Sell 9 vs 21	Sell 33_Day
2025/03/05	Sell_9day	Sell 9 vs 21	Sell 33_Day
2025/03/06	Sell_9day	Sell 9 vs 21	Sell 33_Day
2025/03/07	Sell_9day	Sell 9 vs 21	Sell 33_Day
2025/03/10	Sell_9day	Sell 9 vs 21	Sell 33_Day
2025/03/11	Sell_9day	Sell 9 vs 21	Sell 33_Day
2025/03/12	Sell_9day	Sell 9 vs 21	Sell 33_Day
2025/03/13	Sell_9day	Sell 9 vs 21	Sell 33_Day
2025/03/14	Sell_9day	Sell 9 vs 21	Sell 33_Day
2025/03/17	Sell_9day	Sell 9 vs 21	Sell 33_Day
2025/03/18	Sell_9day	Sell 9 vs 21	Sell 33_Day

Strategy Universe

Rel vs Europe Chemicals

Ascendant guidance

Trade

Strategy\_Open Date

2025/02/27

Caterpillar Guidance

Trade

—SY1.ETR

--- 21 per. Mov. Avg. (SY1.ETR)

— Linear (SY1.ETR)

—EXV7.ETR

--- 21 per. Mov. Avg. (EXV7.ETR)

— Linear (EXV7.ETR)

(+) : Mom Days

0

(-) : Mom Days

94

Guided : Factor

66 day

324\_Buy Guidance

98.4%

324\_Sell Guidance

0.0%

Mom\_75 (days)

-17.8%

9 vs 21 day

-2.27%

Price vs 9 day

-0.82%

S  
e  
|  
|

D.NYS

Dominion Energy

Utilities

Multi-Utilities

New York

Market Cap : (B)

48 838

EIX.NYS

Edison International

Utilities

Electric Utilities

New York

Market Cap : (B)

33 481

Follow the " 3day to 5day waiting period " before entering the trade : understand the Graph, Trend and Variables

Plan your enrty levels. Focus on the process not the outcome. Expect further short-term deviation from the trade signal. "Patience"

-2.269														77.958														-34.359															
Date	Price or Relative Price	Short_Term_ Radar	Medium_ Term_Radar	Caterpillar_ %	Wise_ Owl(Rnk)	324_Factor	Factor_324	Defcon _Index	Defcon _Index_Trade	Margin of Safety	75_Day_Mom	Trade_Rating (Guidance)	Trendsum																														
2025/01/22	0.908	No Trade	No Trade	45.64%	0	Absolutely No	0	97	Research Defon Sell	10.04%	35.47%	C	20																														
2025/01/23	0.929	No Trade	No Trade	56.83%	0	Absolutely No	0	100	Research Defon Sell	12.51%	37.48%	C	21																														
2025/01/24	0.908	No Trade	No Trade	45.24%	0	Absolutely No	0	97	Research Defon Sell	9.96%	34.71%	C	23																														
2025/01/27	0.965	No Trade	No Trade	75.46%	30	Absolutely No	0	100	Research Defon Sell	16.61%	44.23%	C	25																														
2025/01/28	0.986	No Trade	No Trade	86.41%	30	Absolutely No	0	100	Research Defon Sell	19.02%	47.65%	C	28																														
2025/01/29	0.987	No Trade	No Trade	87.01%	30	Absolutely No	0	100	Research Defon Sell	19.15%	47.72%	C	30																														
2025/01/30	1.032	No Trade	No Trade	100.00%	50	Absolutely No	0	100	Research Defon Sell	24.49%	53.53%	C	33																														
2025/01/31	1.029	No Trade	No Trade	98.24%	50	Absolutely No	0	100	Research Defon Sell	24.06%	52.87%	C	35																														
2025/02/03	1.074	No Trade	No Trade	100.00%	50	Absolutely No	0	100	Research Defon Sell	29.19%	58.59%	C	36																														
2025/02/04	1.043	No Trade	No Trade	87.09%	60	Research	85	97	Research Defon Sell	25.42%	48.11%	B	37																														
2025/02/05	1.032	No Trade	No Trade	82.03%	50	Research	85	96	Research Defon Sell	23.94%	46.17%	B	37																														
2025/02/06	1.063	No Trade	No Trade	94.72%	60	Research	85	99	Research Defon Sell	27.65%	51.58%	B	37																														
2025/02/07	1.091	No Trade	No Trade	100.00%	60	Research	85	100	Research Defon Sell	30.87%	53.72%	A	37																														
2025/02/10	1.102	No Trade	No Trade	100.00%	60	Research	85	100	Research Defon Sell	32.04%	57.71%	A	38																														
2025/02/11	1.096	No Trade	No Trade	97.50%	60	Research	85	99	Research Defon Sell	31.24%	54.76%	A	39																														
2025/02/12	1.062	No Trade	No Trade	84.28%	50	Research	85	96	Research Defon Sell	27.00%	49.58%	B	38																														
2025/02/13	1.101	No Trade	No Trade	98.60%	60	Research	85	100	Research Defon Sell	31.59%	55.02%	A	37																														
2025/02/14	1.110	No Trade	No Trade	100.00%	60	Research	85	100	Research Defon Sell	32.67%	56.04%	A	36																														
2025/02/17	1.110	No Trade	No Trade	99.25%	60	Research	85	100	Research Defon Sell	32.43%	57.50%	A	36																														
2025/02/18	1.084	No Trade	No Trade	89.36%	60	Research	85	98	Research Defon Sell	29.20%	54.38%	B	34																														
2025/02/19	1.062	Sell_Panda_ST	No Trade	81.09%	50	Research	85	96	Research Defon Sell	26.50%	47.00%	B	33																														
2025/02/20	1.085	Sell_Panda_ST	No Trade	89.29%	50	Research	85	98	Research Defon Sell	29.18%	49.24%	B	30																														
2025/02/21	1.101	No Trade	No Trade	94.75%	90	Research	170	99	Research Defon Sell	30.96%	54.75%	AAA	27																														
2025/02/24	1.089	No Trade	No Trade	89.66%	90	Research	170	98	Research Defon Sell	29.30%	52.33%	AAA	26																														
2025/02/25	1.101	No Trade	No Trade	93.85%	90	Research	170	99	Research Defon Sell	30.66%	56.60%	AAA	25																														
2025/02/26	1.086	Sell_Panda_ST	No Trade	87.98%	90	Research	170	98	Research Defon Sell	28.75%	56.13%	AAA	26																														
2025/02/27	1.100	No Trade	No Trade	93.03%	90	Research	170	99	Research Defon Sell	30.40%	58.19%	AAA	24																														
2025/02/28	1.040	Sell_Panda_ST	Sell_Panda_ST	71.01%	50	Research	170	0	Absolutely no Trade	23.20%	49.49%	B	20																														
2025/03/03	1.029	Sell_Panda_ST	Sell_Panda_ST	66.30%	50	Research	170	0	Absolutely no Trade	21.66%	49.30%	B	15																														
2025/03/04	0.991	No Trade	No Trade	52.38%	50	Research	170	0	Absolutely no Trade	17.11%	43.95%	B	11																														
2025/03/05	0.980	No Trade	No Trade	48.25%	50	Research	170	0	Absolutely no Trade	15.77%	43.28%	B	7																														
2025/03/06	0.975	No Trade	No Trade	46.05%	50	Research	170	0	Absolutely no Trade	15.05%	41.54%	B	3																														
2025/03/07	0.979	No Trade	No Trade	47.40%	50	Research	170	0	Absolutely no Trade	15.49%	42.65%	B	-3																														
2025/03/10	0.992	No Trade	No Trade	51.45%	50	Research	170	0	Absolutely no Trade	16.81%	47.53%	B	-8																														
2025/03/11	0.984	No Trade	No Trade	48.17%	50	Research	170	0	Absolutely no Trade	15.74%	46.55%	B	-11																														
2025/03/12	0.968	No Trade	No Trade	42.44%	50	Research	170	0	Absolutely no Trade	13.87%	44.47%	B	-15																														
2025/03/13	0.969	No Trade	No Trade	42.43%	50	Research	170	0	Absolutely no Trade	13.86%	44.11%	B	-18																														
2025/03/14	0.959	No Trade	No Trade	38.79%	50	Research	170	0	Absolutely no Trade	12.68%	43.59%	B	-21																														
2025/03/17	0.928	No Trade	No Trade	26.91%	0	Research	85	0	Absolutely no Trade	8.79%	37.71%	C	-24																														
2025/03/18	0.933	No Trade	No Trade	28.55%	0	Research	85	0	Absolutely no Trade	9.33%	38.10%	C	-26																														



S  
e  
|  
|

ES.NYS  
Eversource Energy  
Utilities  
Electric Utilities  
New York

Follow the " 3day to 5day waiting period " before entering the trade : understand the Graph, Trend and Variables

Market Cap : (B)23 223

EIX.NYS  
Edison International  
Utilities  
Electric Utilities  
New York

Plan your enrty levels. Focus on the process not the outcome. Expect further short-term deviation from the trade signal. "Patience"

Market Cap : (B)33 481

	Price or Date	Short_Term_ Relative Price Radar	Medium_ Term_Radar	Caterpillar_ %	Wise_ Owl(Rnk)	324_Factor	Factor_324	Defcon _Index	Defcon _Index_Trade	Margin of Safety	75_Day_Mom	Trade_Rating (Guidance)	Trendsum	
	2025/01/22	0.957	No Trade	No Trade	44.74%	30	Research	-85	88	Research Defon Sell	7.14%	25.87%	C	17
	2025/01/23	0.982	No Trade	No Trade	61.77%	0	Absolutely No	0	90	Research Defon Sell	9.85%	29.40%	C	18
	2025/01/24	0.957	No Trade	No Trade	44.04%	0	Absolutely No	0	88	Research Defon Sell	7.03%	26.39%	C	17
	2025/01/27	1.008	No Trade	No Trade	79.75%	0	Absolutely No	0	91	Research Defon Sell	12.72%	34.35%	C	17
	2025/01/28	1.028	No Trade	No Trade	93.32%	0	Absolutely No	0	92	Research Defon Sell	14.89%	36.97%	C	18
	2025/01/29	1.027	No Trade	No Trade	91.96%	0	Absolutely No	0	92	Research Defon Sell	14.67%	33.44%	C	20
	2025/01/30	1.062	No Trade	No Trade	100.00%	30	Absolutely No	0	94	Research Defon Sell	18.62%	39.15%	C	24
	2025/01/31	1.068	No Trade	No Trade	100.00%	30	Absolutely No	0	94	Research Defon Sell	19.25%	41.05%	C	28
	2025/02/03	1.116	No Trade	No Trade	100.00%	50	Absolutely No	0	97	Research Defon Sell	24.43%	45.11%	C	31
	2025/02/04	1.122	No Trade	No Trade	100.00%	60	Research	85	97	Research Defon Sell	25.12%	46.69%	B	33
	2025/02/05	1.117	No Trade	No Trade	97.59%	60	Research	85	97	Research Defon Sell	24.51%	45.44%	B	34
	2025/02/06	1.152	No Trade	No Trade	100.00%	60	Research	85	98	Research Defon Sell	28.42%	48.86%	B	35
	2025/02/07	1.186	No Trade	No Trade	100.00%	60	Research	85	100	Research Defon Sell	32.17%	51.78%	A	37
	2025/02/10	1.206	No Trade	No Trade	100.00%	60	Research	85	100	Research Defon Sell	34.21%	56.25%	A	39
	2025/02/11	1.210	No Trade	No Trade	100.00%	60	Research	85	100	Research Defon Sell	34.61%	55.05%	A	40
	2025/02/12	1.134	No Trade	No Trade	75.47%	30	Research	85	0	Absolutely no Trade	26.12%	45.26%	C	40
	2025/02/13	1.213	No Trade	No Trade	100.00%	60	Research	85	100	Research Defon Sell	34.92%	54.61%	A	40
	2025/02/14	1.229	No Trade	No Trade	100.00%	60	Research	85	100	Research Defon Sell	36.68%	56.19%	A	40
	2025/02/17	1.229	No Trade	No Trade	99.67%	60	Research	85	100	Research Defon Sell	36.56%	58.34%	A	40
	2025/02/18	1.199	No Trade	No Trade	90.39%	60	Research	85	98	Research Defon Sell	33.16%	52.40%	B	37
	2025/02/19	1.196	No Trade	No Trade	89.40%	60	Research	85	97	Research Defon Sell	32.79%	49.67%	B	35
	2025/02/20	1.221	No Trade	No Trade	96.89%	60	Research	85	99	Research Defon Sell	35.54%	55.61%	A	31
	2025/02/21	1.215	No Trade	No Trade	94.81%	90	Research	170	99	Research Defon Sell	34.78%	55.19%	AAA	28
	2025/02/24	1.207	No Trade	No Trade	92.10%	90	Research	170	98	Research Defon Sell	33.78%	59.37%	AAA	26
	2025/02/25	1.223	No Trade	No Trade	96.94%	90	Research	170	99	Research Defon Sell	35.56%	63.56%	AAA	24
	2025/02/26	1.206	Sell_Panda_ST	No Trade	91.72%	90	Research	170	98	Research Defon Sell	33.65%	61.54%	AAA	23
	2025/02/27	1.216	No Trade	No Trade	94.45%	90	Research	170	99	Research Defon Sell	34.65%	64.52%	AAA	21
	2025/02/28	1.157	Sell_Panda_ST	Sell_Panda_ST	76.77%	50	Research	170	0	Absolutely no Trade	28.16%	58.35%	B	18
	2025/03/03	1.140	Sell_Panda_ST	Sell_Panda_ST	71.23%	50	Research	170	0	Absolutely no Trade	26.13%	55.75%	B	13
	2025/03/04	1.090	No Trade	No Trade	55.96%	50	Research	170	0	Absolutely no Trade	20.53%	47.20%	B	9
	2025/03/05	1.065	No Trade	No Trade	48.48%	50	Research	170	0	Absolutely no Trade	17.78%	42.30%	B	5
	2025/03/06	1.066	No Trade	No Trade	48.59%	50	Research	170	0	Absolutely no Trade	17.82%	44.21%	B	1
	2025/03/07	1.081	No Trade	No Trade	53.10%	50	Research	170	0	Absolutely no Trade	19.48%	46.46%	B	-4
	2025/03/10	1.084	No Trade	No Trade	53.57%	50	Research	170	0	Absolutely no Trade	19.65%	50.49%	B	-9
	2025/03/11	1.080	No Trade	No Trade	52.34%	50	Research	170	0	Absolutely no Trade	19.20%	50.95%	B	-11
	2025/03/12	1.072	No Trade	No Trade	49.73%	50	Research	170	0	Absolutely no Trade	18.24%	48.72%	B	-12
	2025/03/13	1.077	No Trade	No Trade	51.17%	50	Research	170	0	Absolutely no Trade	18.77%	46.91%	B	-13
	2025/03/14	1.077	No Trade	No Trade	51.18%	0	Research	85	0	Absolutely no Trade	18.78%	47.48%	C	-14
	2025/03/17	1.043	No Trade	No Trade	40.71%	0	Research	85	0	Absolutely no Trade	14.93%	43.94%	C	-17
	2025/03/18	1.055	No Trade	No Trade	44.05%	0	Research	85	0	Absolutely no Trade	16.16%	44.26%	C	-19



Date	9 day	9 vs 21 day	33 day
2025/01/29	Buy_9day	Buy 9 vs 21	Buy 33_Day
2025/01/30	Buy_9day	Buy 9 vs 21	Buy 33_Day
2025/01/31	Buy_9day	Buy 9 vs 21	Buy 33_Day
2025/02/03	Buy_9day	Buy 9 vs 21	Buy 33_Day
2025/02/04	Buy_9day	Buy 9 vs 21	Buy 33_Day
2025/02/05	Buy_9day	Buy 9 vs 21	Buy 33_Day
2025/02/06	Buy_9day	Buy 9 vs 21	Buy 33_Day
2025/02/07	Buy_9day	Buy 9 vs 21	Buy 33_Day
2025/02/10	Buy_9day	Buy 9 vs 21	Buy 33_Day
2025/02/11	Buy_9day	Buy 9 vs 21	Buy 33_Day
2025/02/12	Sell_9day	Buy 9 vs 21	Buy 33_Day
2025/02/13	Buy_9day	Buy 9 vs 21	Buy 33_Day
2025/02/14	Buy_9day	Buy 9 vs 21	Buy 33_Day
2025/02/17	Buy_9day	Buy 9 vs 21	Buy 33_Day
2025/02/18	Buy_9day	Buy 9 vs 21	Buy 33_Day
2025/02/19	Sell_9day	Buy 9 vs 21	Buy 33_Day
2025/02/20	Buy_9day	Buy 9 vs 21	Buy 33_Day
2025/02/21	Buy_9day	Buy 9 vs 21	Buy 33_Day
2025/02/24	Buy_9day	Buy 9 vs 21	Buy 33_Day
2025/02/25	Buy_9day	Buy 9 vs 21	Buy 33_Day
2025/02/26	Sell_9day	Buy 9 vs 21	Buy 33_Day
2025/02/27	Buy_9day	Buy 9 vs 21	Buy 33_Day
2025/02/28	Sell_9day	Buy 9 vs 21	Buy 33_Day
2025/03/03	Sell_9day	Buy 9 vs 21	Buy 33_Day
2025/03/04	Sell_9day	Buy 9 vs 21	Sell 33_Day
2025/03/05	Sell_9day	Sell 9 vs 21	Sell 33_Day
2025/03/06	Sell_9day	Sell 9 vs 21	Sell 33_Day
2025/03/07	Sell_9day	Sell 9 vs 21	Sell 33_Day
2025/03/10	Sell_9day	Sell 9 vs 21	Sell 33_Day
2025/03/11	Sell_9day	Sell 9 vs 21	Sell 33_Day
2025/03/12	Sell_9day	Sell 9 vs 21	Sell 33_Day
2025/03/13	Sell_9day	Sell 9 vs 21	Sell 33_Day
2025/03/14	Buy_9day	Sell 9 vs 21	Sell 33_Day
2025/03/17	Sell_9day	Sell 9 vs 21	Sell 33_Day
2025/03/18	Sell_9day	Sell 9 vs 21	Sell 33_Day

Strategy Universe

Pairs\_NYSE\_Utillities

Ascendant guidance

Trade

Strategy\_Open Date

2025/02/26

Caterpillar Guidance

Trade

ES.NYS

21 per. Mov. Avg. (ES.NYS)

Linear (ES.NYS)

EIX.NYS

21 per. Mov. Avg. (EIX.NYS)

Linear (EIX.NYS)

(+) : Mom Days

50

(-) : Mom Days

0

Guided : Factor

33 day

324\_Buy Guidance

0.0%

324\_Sell Guidance

85.8%

Mom\_75 (days)

44.3%

9 vs 21 day

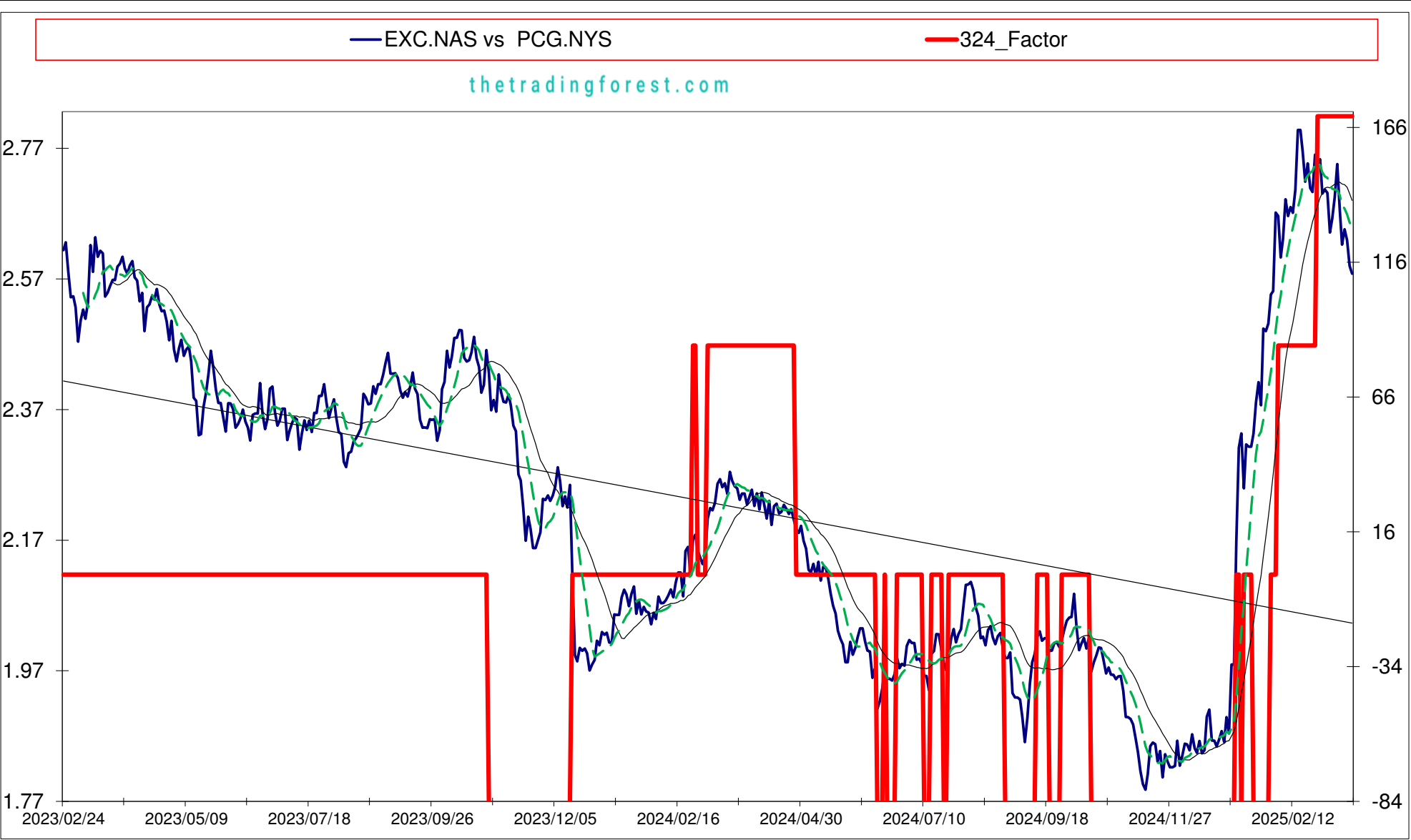
-5.43%

Price vs 9 day

-1.48%

**Plan your entry levels. Focus on the process not the outcome. Expect further short-term deviation from the trade signal. "Patience"**

Date	Price or	Short_Term_	Medium_	Caterpillar_	Wise_	324_Factor	Factor_324	Defcon	Defcon		Margin of	75_Day_Mom	Trade_Rating	Trendsum
	Relative Price	Radar	Term_Radar	%	Owl(Rnk)				_Index	_Index_Trade				
2025/01/22	2.386	No Trade	No Trade	31.48%	50	Research	-85	92	Research	Defon Sell	8.17%	14.02%	C	23
2025/01/23	2.416	No Trade	No Trade	37.78%	50	Research	-85	93	Research	Defon Sell	9.54%	18.44%	B	24
2025/01/24	2.381	No Trade	No Trade	31.33%	50	Research	-85	92	Research	Defon Sell	7.91%	18.68%	C	25
2025/01/27	2.498	No Trade	No Trade	52.15%	50	Research	-85	95	Research	Defon Sell	13.16%	23.95%	B	28
2025/01/28	2.494	No Trade	No Trade	51.32%	50	Research	-85	95	Research	Defon Sell	12.95%	23.21%	B	30
2025/01/29	2.506	No Trade	No Trade	53.31%	50	Research	-85	95	Research	Defon Sell	13.46%	24.76%	B	32
2025/01/30	2.551	No Trade	No Trade	64.36%	30	Absolutely No	0	96	Research	Defon Sell	15.45%	25.99%	C	35
2025/01/31	2.556	No Trade	No Trade	65.24%	30	Absolutely No	0	96	Research	Defon Sell	15.67%	29.56%	C	37
2025/02/03	2.676	No Trade	No Trade	87.57%	50	Absolutely No	0	98	Research	Defon Sell	21.03%	34.66%	C	37
2025/02/04	2.671	No Trade	No Trade	86.42%	60	Research	85	98	Research	Defon Sell	20.75%	33.69%	B	38
2025/02/05	2.607	No Trade	No Trade	74.41%	50	Research	85	96	Research	Defon Sell	17.87%	29.70%	B	38
2025/02/06	2.636	No Trade	No Trade	86.01%	60	Research	85	97	Research	Defon Sell	19.13%	31.18%	B	38
2025/02/07	2.696	No Trade	No Trade	99.52%	60	Research	85	99	Research	Defon Sell	21.84%	35.49%	A	38
2025/02/10	2.671	No Trade	No Trade	93.90%	60	Research	85	98	Research	Defon Sell	20.61%	35.56%	B	42
2025/02/11	2.684	No Trade	No Trade	96.56%	60	Research	85	100	Research	Defon Sell	21.19%	35.60%	A	43
2025/02/12	2.676	No Trade	No Trade	94.63%	60	Research	85	99	Research	Defon Sell	20.77%	35.92%	A	42
2025/02/13	2.711	No Trade	No Trade	100.00%	60	Research	85	100	Research	Defon Sell	22.34%	37.75%	A	42
2025/02/14	2.802	No Trade	No Trade	100.00%	60	Research	85	100	Research	Defon Sell	26.44%	42.88%	A	42
2025/02/17	2.802	No Trade	No Trade	99.69%	60	Research	85	100	Research	Defon Sell	26.36%	42.57%	A	42
2025/02/18	2.769	No Trade	No Trade	93.90%	60	Research	85	99	Research	Defon Sell	24.83%	40.83%	B	42
2025/02/19	2.723	No Trade	No Trade	86.02%	60	Research	85	97	Research	Defon Sell	22.74%	40.13%	B	42
2025/02/20	2.751	No Trade	No Trade	90.68%	60	Research	85	98	Research	Defon Sell	23.98%	44.53%	B	39
2025/02/21	2.714	Sell_Panda_ST	No Trade	84.13%	50	Research	85	97	Research	Defon Sell	22.24%	42.58%	B	35
2025/02/24	2.708	Sell_Panda_ST	No Trade	82.83%	50	Research	85	97	Research	Defon Sell	21.90%	42.46%	B	33
2025/02/25	2.765	No Trade	No Trade	92.42%	50	Research	85	99	Research	Defon Sell	24.44%	46.09%	B	30
2025/02/26	2.747	Sell_Panda_ST	No Trade	89.30%	90	Research	170	98	Research	Defon Sell	23.61%	46.83%	AAA	25
2025/02/27	2.758	No Trade	No Trade	91.02%	90	Research	170	98	Research	Defon Sell	24.06%	49.06%	AAA	20
2025/02/28	2.705	Sell_Panda_ST	Sell_Panda_ST	81.98%	75	Research	170	97	Research	Defon Sell	21.68%	48.56%	AA	14
2025/03/03	2.712	No Trade	No Trade	82.78%	75	Research	170	97	Research	Defon Sell	21.89%	50.57%	AA	9
2025/03/04	2.706	No Trade	No Trade	81.80%	75	Research	170	97	Research	Defon Sell	21.63%	51.00%	AA	4
2025/03/05	2.646	No Trade	No Trade	71.37%	50	Research	170	0	Absolutely no Trade		18.87%	45.67%	B	0
2025/03/06	2.667	No Trade	No Trade	74.87%	60	Research	170	95	Research	Defon Sell	19.80%	43.46%	A	-4
2025/03/07	2.699	No Trade	No Trade	80.34%	75	Research	170	96	Research	Defon Sell	21.24%	44.78%	AA	-8
2025/03/10	2.750	No Trade	No Trade	88.70%	90	Research	170	98	Research	Defon Sell	23.45%	47.72%	AAA	-11
2025/03/11	2.681	No Trade	No Trade	76.76%	75	Research	170	96	Research	Defon Sell	20.29%	46.04%	AA	-14
2025/03/12	2.627	No Trade	No Trade	67.55%	50	Research	170	0	Absolutely no Trade		17.86%	41.88%	B	-17
2025/03/13	2.651	No Trade	No Trade	71.46%	50	Research	170	0	Absolutely no Trade		18.89%	46.33%	B	-18
2025/03/14	2.633	No Trade	No Trade	68.46%	50	Research	170	0	Absolutely no Trade		18.10%	42.61%	B	-21
2025/03/17	2.594	No Trade	No Trade	61.55%	50	Research	170	0	Absolutely no Trade		16.27%	41.32%	B	-24
2025/03/18	2.583	No Trade	No Trade	59.45%	50	Research	170	0	Absolutely no Trade		15.72%	41.38%	B	-26



9 day	9 day	9 vs 21 day	33 day
2025/01/29	Buy_9day	Buy 9 vs 21	Buy 33_Day
2025/01/30	Buy_9day	Buy 9 vs 21	Buy 33_Day
2025/01/31	Buy_9day	Buy 9 vs 21	Buy 33_Day
2025/02/03	Buy_9day	Buy 9 vs 21	Buy 33_Day
2025/02/04	Buy_9day	Buy 9 vs 21	Buy 33_Day
2025/02/05	Buy_9day	Buy 9 vs 21	Buy 33_Day
2025/02/06	Buy_9day	Buy 9 vs 21	Buy 33_Day
2025/02/07	Buy_9day	Buy 9 vs 21	Buy 33_Day
2025/02/10	Buy_9day	Buy 9 vs 21	Buy 33_Day
2025/02/11	Buy_9day	Buy 9 vs 21	Buy 33_Day
2025/02/12	Buy_9day	Buy 9 vs 21	Buy 33_Day
2025/02/13	Buy_9day	Buy 9 vs 21	Buy 33_Day
2025/02/14	Buy_9day	Buy 9 vs 21	Buy 33_Day
2025/02/17	Buy_9day	Buy 9 vs 21	Buy 33_Day
2025/02/18	Buy_9day	Buy 9 vs 21	Buy 33_Day
2025/02/19	Sell_9day	Buy 9 vs 21	Buy 33_Day
2025/02/20	Buy_9day	Buy 9 vs 21	Buy 33_Day
2025/02/21	Sell_9day	Buy 9 vs 21	Buy 33_Day
2025/02/24	Sell_9day	Buy 9 vs 21	Buy 33_Day
2025/02/25	Buy_9day	Buy 9 vs 21	Buy 33_Day
2025/02/26	Sell_9day	Buy 9 vs 21	Buy 33_Day
2025/02/27	Buy_9day	Buy 9 vs 21	Buy 33_Day
2025/02/28	Sell_9day	Buy 9 vs 21	Buy 33_Day
2025/03/03	Sell_9day	Buy 9 vs 21	Buy 33_Day
2025/03/04	Sell_9day	Buy 9 vs 21	Buy 33_Day
2025/03/05	Sell_9day	Buy 9 vs 21	Buy 33_Day
2025/03/06	Sell_9day	Sell 9 vs 21	Buy 33_Day
2025/03/07	Sell_9day	Sell 9 vs 21	Buy 33_Day
2025/03/10	Buy_9day	Sell 9 vs 21	Buy 33_Day
2025/03/11	Sell_9day	Sell 9 vs 21	Buy 33_Day
2025/03/12	Sell_9day	Sell 9 vs 21	Sell 33_Day
2025/03/13	Sell_9day	Sell 9 vs 21	Sell 33_Day
2025/03/14	Sell_9day	Sell 9 vs 21	Sell 33_Day
2025/03/17	Sell_9day	Sell 9 vs 21	Sell 33_Day
2025/03/18	Sell_9day	Sell 9 vs 21	Sell 33_Day

Strategy Universe		Pairs_NYSE_Utilities		Ascendant guidance		Trade	Strategy_Open Date	2025/02/26	Caterpillar Guidance	Trade			
<div><div>— EXC.NAS</div><div>----- 21 per. Mov. Avg. (EXC.NAS)</div><div>— Linear (EXC.NAS)</div></div>				<div><div>— PCG.NYS</div><div>----- 21 per. Mov. Avg. (PCG.NYS)</div><div>— Linear (PCG.NYS)</div></div>						(+) : Mom Days		50	
										(-) : Mom Days		0	
										Guided : Factor		33 day	
										324_Buy Guidance		0.0%	
										324_Sell Guidance		92.2%	
										Mom_75 (days)		41.4%	
										9 vs 21 day		-1.51%	
										Price vs 9 day		-2.69%	

# PCG.NYS

**Follow the " 3day to 5day waiting period " before entering the trade : understand the Graph, Trend and Variables**

**EVRG.NAS**

**Plan your entry levels. Focus on the process not the outcome. Expect further short-term deviation from the trade signal. "Patience"**

**B Pacific Gas & Electric Co.**

## u Utilities

## Y Electric Utilities

## New York

## Market Cap : (B)

45 678

# Evergy Inc.

## Utilities

## Electric Utilities

## New York

**Market Cap : (B)**

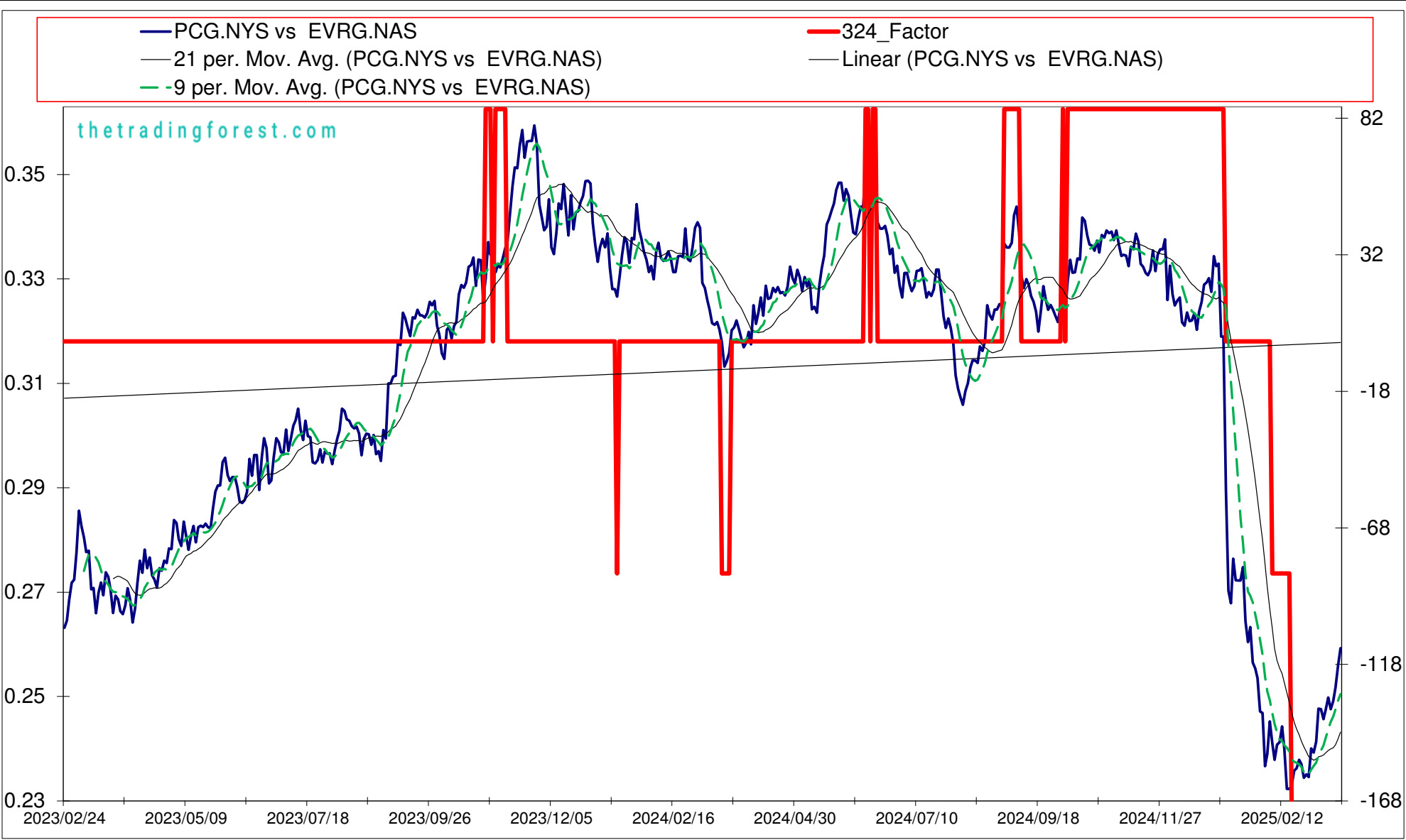
14 778

**-2.098**

**-45.817**

**21.838**

Date	Price or Relative Price	Short_Term_ Radar	Medium_ Term_Radar	Caterpillar_ %	Wise_ Owl(Rnk)	324_Factor	Factor_324	Defcon _Index	Defcon _Index_Trade	Margin of Safety	75_Day_Mom	Trade_Rating (Guidance)	Trendsum
2025/01/22	0.261	No Trade	No Trade	100.00%	30	Absolutely No	0	-98	Research Defcon Buy	-9.84%	-18.47%	C	-21
2025/01/23	0.258	No Trade	No Trade	100.00%	30	Absolutely No	0	-99	Research Defcon Buy	-11.16%	-21.17%	C	-23
2025/01/24	0.260	No Trade	No Trade	90.76%	30	Absolutely No	0	-97	Research Defcon Buy	-10.13%	-21.28%	C	-25
2025/01/27	0.254	No Trade	No Trade	100.00%	30	Absolutely No	0	-99	Research Defcon Buy	-12.33%	-22.74%	C	-27
2025/01/28	0.252	No Trade	No Trade	100.00%	30	Absolutely No	0	-100	Research Defcon Buy	-12.68%	-23.10%	C	-29
2025/01/29	0.251	No Trade	No Trade	100.00%	30	Absolutely No	0	-100	Research Defcon Buy	-13.30%	-24.31%	C	-30
2025/01/30	0.244	No Trade	No Trade	100.00%	50	Absolutely No	0	-100	Research Defcon Buy	-15.46%	-26.18%	C	-31
2025/01/31	0.244	No Trade	No Trade	100.00%	50	Absolutely No	0	-100	Research Defcon Buy	-15.53%	-28.03%	C	-33
2025/02/03	0.234	No Trade	No Trade	100.00%	50	Absolutely No	0	-100	Research Defcon Buy	-18.93%	-30.91%	C	-34
2025/02/04	0.236	No Trade	No Trade	95.48%	50	Absolutely No	0	-99	Research Defcon Buy	-18.07%	-29.62%	C	-36
2025/02/05	0.242	No Trade	No Trade	83.85%	30	Absolutely No	0	-96	Research Defcon Buy	-15.87%	-27.39%	C	-38
2025/02/06	0.238	No Trade	No Trade	91.28%	60	Research	-85	-98	Research Defcon Buy	-17.28%	-28.59%	B	-39
2025/02/07	0.235	No Trade	No Trade	96.86%	60	Research	-85	-99	Research Defcon Buy	-18.34%	-29.35%	A	-40
2025/02/10	0.238	No Trade	No Trade	90.85%	60	Research	-85	-98	Research Defcon Buy	-17.20%	-28.88%	B	-40
2025/02/11	0.238	No Trade	No Trade	89.79%	60	Research	-85	-98	Research Defcon Buy	-17.00%	-28.26%	B	-41
2025/02/12	0.241	Buy_Panda_ST	No Trade	84.03%	50	Research	-85	-97	Research Defcon Buy	-15.91%	-28.07%	B	-38
2025/02/13	0.237	No Trade	No Trade	91.82%	60	Research	-85	-99	Research Defcon Buy	-17.38%	-29.27%	B	-34
2025/02/14	0.229	No Trade	No Trade	100.00%	60	Research	-85	-100	Research Defcon Buy	-19.98%	-31.81%	A	-34
2025/02/17	0.229	No Trade	No Trade	99.39%	60	Research	-85	-100	Research Defcon Buy	-19.86%	-31.70%	A	-34
2025/02/18	0.230	No Trade	No Trade	98.24%	100	Research	-170	-100	Research Defcon Buy	-19.63%	-31.61%	AAA	-34
2025/02/19	0.233	No Trade	No Trade	92.93%	100	Research	-170	-98	Research Defcon Buy	-18.57%	-30.40%	AAA	-35
2025/02/20	0.233	No Trade	No Trade	91.88%	100	Research	-170	-98	Research Defcon Buy	-18.36%	-30.64%	AAA	-34
2025/02/21	0.235	No Trade	No Trade	88.81%	100	Research	-170	-98	Research Defcon Buy	-17.75%	-29.59%	AAA	-32
2025/02/24	0.234	Buy_Panda_ST	No Trade	89.66%	90	Research	-170	-98	Research Defcon Buy	-17.92%	-29.38%	AAA	-28
2025/02/25	0.232	No Trade	No Trade	93.99%	90	Research	-170	-99	Research Defcon Buy	-18.78%	-30.20%	AAA	-29
2025/02/26	0.232	Buy_Panda_ST	No Trade	92.70%	90	Research	-170	-99	Research Defcon Buy	-18.52%	-29.99%	AAA	-27
2025/02/27	0.232	No Trade	No Trade	93.38%	90	Research	-170	-99	Research Defcon Buy	-18.66%	-29.72%	AAA	-25
2025/02/28	0.237	Buy_Panda_ST	Buy_Panda_ST	83.50%	75	Research	-170	-97	Research Defcon Buy	-16.69%	-28.85%	AA	-19
2025/03/03	0.236	Buy_Panda_ST	Buy_Panda_ST	84.24%	75	Research	-170	-97	Research Defcon Buy	-16.83%	-28.98%	AA	-16
2025/03/04	0.238	No Trade	No Trade	80.38%	75	Research	-170	-96	Research Defcon Buy	-16.06%	-28.99%	AA	-11
2025/03/05	0.245	No Trade	No Trade	69.00%	50	Research	-170	0	Absolutely no Trade	-13.79%	-26.78%	B	-8
2025/03/06	0.245	No Trade	No Trade	68.95%	50	Research	-170	0	Absolutely no Trade	-13.78%	-25.86%	B	-5
2025/03/07	0.243	No Trade	No Trade	72.14%	50	Research	-170	0	Absolutely no Trade	-14.42%	-26.32%	B	-2
2025/03/10	0.245	No Trade	No Trade	68.23%	50	Research	-170	0	Absolutely no Trade	-13.63%	-25.50%	B	3
2025/03/11	0.247	No Trade	No Trade	63.95%	50	Research	-170	0	Absolutely no Trade	-12.78%	-24.70%	B	8
2025/03/12	0.245	No Trade	No Trade	67.60%	50	Research	-170	0	Absolutely no Trade	-13.51%	-25.60%	B	14
2025/03/13	0.246	No Trade	No Trade	64.61%	50	Research	-170	0	Absolutely no Trade	-12.91%	-25.96%	B	17
2025/03/14	0.249	No Trade	No Trade	59.84%	50	Research	-170	0	Absolutely no Trade	-11.96%	-24.29%	B	21
2025/03/17	0.253	No Trade	No Trade	51.74%	50	Research	-170	0	Absolutely no Trade	-10.34%	-23.75%	B	23
2025/03/18	0.256	No Trade	No Trade	45.51%	50	Research	-170	0	Absolutely no Trade	-9.09%	-22.97%	B	25



Date	9 day	9 vs 21 day	33 day
2025/01/29	Sell_9day	Sell 9 vs 21	Sell 33_Day
2025/01/30	Sell_9day	Sell 9 vs 21	Sell 33_Day
2025/01/31	Sell_9day	Sell 9 vs 21	Sell 33_Day
2025/02/03	Sell_9day	Sell 9 vs 21	Sell 33_Day
2025/02/04	Sell_9day	Sell 9 vs 21	Sell 33_Day
2025/02/05	Sell_9day	Sell 9 vs 21	Sell 33_Day
2025/02/06	Sell_9day	Sell 9 vs 21	Sell 33_Day
2025/02/07	Sell_9day	Sell 9 vs 21	Sell 33_Day
2025/02/10	Sell_9day	Sell 9 vs 21	Sell 33_Day
2025/02/11	Sell_9day	Sell 9 vs 21	Sell 33_Day
2025/02/12	Buy_9day	Sell 9 vs 21	Sell 33_Day
2025/02/13	Sell_9day	Sell 9 vs 21	Sell 33_Day
2025/02/14	Sell_9day	Sell 9 vs 21	Sell 33_Day
2025/02/17	Sell_9day	Sell 9 vs 21	Sell 33_Day
2025/02/18	Sell_9day	Sell 9 vs 21	Sell 33_Day
2025/02/19	Sell_9day	Sell 9 vs 21	Sell 33_Day
2025/02/20	Sell_9day	Sell 9 vs 21	Sell 33_Day
2025/02/21	Buy_9day	Sell 9 vs 21	Sell 33_Day
2025/02/24	Buy_9day	Sell 9 vs 21	Sell 33_Day
2025/02/25	Sell_9day	Sell 9 vs 21	Sell 33_Day
2025/02/26	Buy_9day	Sell 9 vs 21	Sell 33_Day
2025/02/27	Sell_9day	Sell 9 vs 21	Sell 33_Day
2025/02/28	Buy_9day	Sell 9 vs 21	Sell 33_Day
2025/03/03	Buy_9day	Sell 9 vs 21	Sell 33_Day
2025/03/04	Buy_9day	Sell 9 vs 21	Sell 33_Day
2025/03/05	Buy_9day	Buy 9 vs 21	Buy 33_Day
2025/03/06	Buy_9day	Buy 9 vs 21	Buy 33_Day
2025/03/07	Buy_9day	Buy 9 vs 21	Buy 33_Day
2025/03/10	Buy_9day	Buy 9 vs 21	Buy 33_Day
2025/03/11	Buy_9day	Buy 9 vs 21	Buy 33_Day
2025/03/12	Buy_9day	Buy 9 vs 21	Buy 33_Day
2025/03/13	Buy_9day	Buy 9 vs 21	Buy 33_Day
2025/03/14	Buy_9day	Buy 9 vs 21	Buy 33_Day
2025/03/17	Buy_9day	Buy 9 vs 21	Buy 33_Day
2025/03/18	Buy_9day	Buy 9 vs 21	Buy 33_Day

Strategy Universe	Pairs_NYSE_Utilities	Ascendant guidance	Trade	Strategy_Open Date	2025/02/26	Caterpillar Guidance	Trade
						(+) : Mom Days	0
						(-) : Mom Days	50
						Guided : Factor	33 day
						324_Buy Guidance	88.2%
						324_Sell Guidance	0.0%
						Mom_75 (days)	-23.0%
						9 vs 21 day	3.04%
						Price vs 9 day	3.56%

PCG.NYS

B  
u  
y

Pacific Gas & Electric Co.

Utilities

Electric Utilities

New York

Market Cap : (B)

45 678

WEC.NYS

WEC Energy Group

Utilities

Multi-Utilities

New York

Market Cap : (B)

31 844

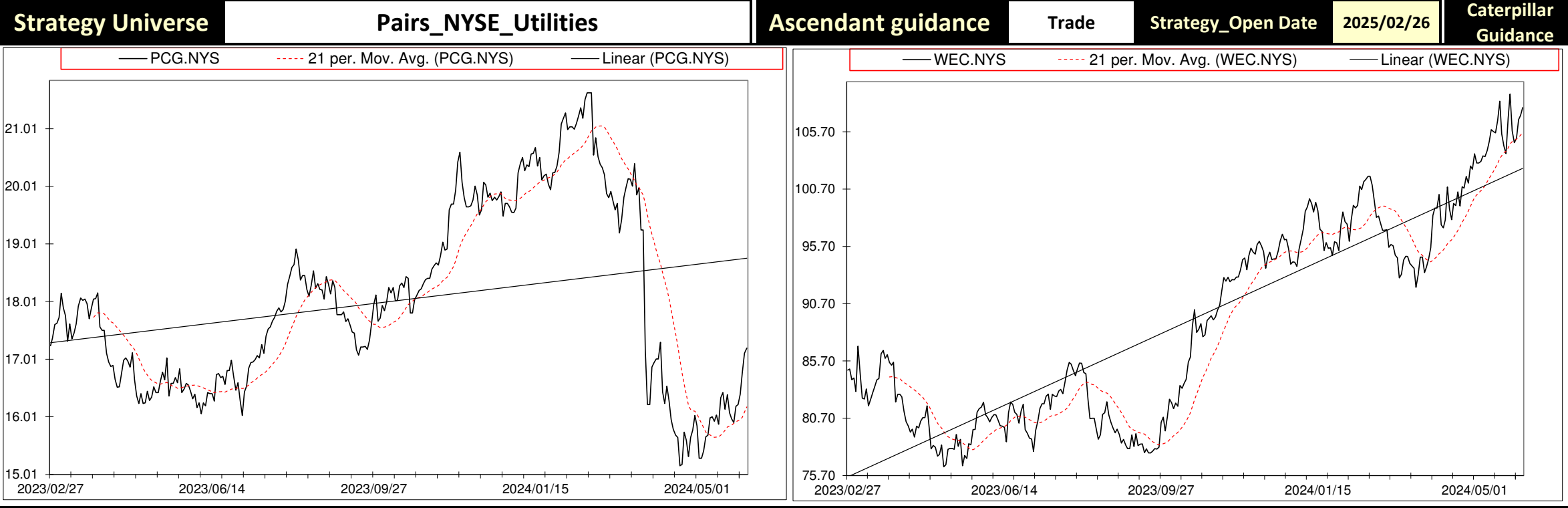
Follow the " 3day to 5day waiting period " before entering the trade : understand the Graph, Trend and Variables

Plan your enrty levels. Focus on the process not the outcome. Expect further short-term deviation from the trade signal. "Patience"

Date	Price or Relative Price	Short_Term_ Radar	Medium_ Term_Radar	Caterpillar_ %	Wise_ Owl(Rnk)	324_Factor	Factor_324	Defcon _Index	Defcon _Index_Trade	Margin of Safety	75_Day_Mom	Trade_Rating (Guidance)	Trendsum
2025/01/22	0.168	No Trade	No Trade	63.20%	0	Absolutely No	0	-99	Research Defcon Buy	-10.32%	-16.75%	C	-14
2025/01/23	0.167	No Trade	No Trade	68.11%	0	Absolutely No	0	-100	Research Defcon Buy	-11.13%	-19.15%	C	-16
2025/01/24	0.169	No Trade	No Trade	61.76%	0	Absolutely No	0	-99	Research Defcon Buy	-10.09%	-19.40%	C	-18
2025/01/27	0.161	No Trade	No Trade	84.75%	30	Absolutely No	0	-100	Research Defcon Buy	-13.84%	-22.47%	C	-20
2025/01/28	0.161	No Trade	No Trade	84.94%	30	Absolutely No	0	-100	Research Defcon Buy	-13.88%	-22.21%	C	-23
2025/01/29	0.161	No Trade	No Trade	85.57%	30	Absolutely No	0	-100	Research Defcon Buy	-13.98%	-22.59%	C	-25
2025/01/30	0.158	No Trade	No Trade	96.13%	30	Absolutely No	0	-100	Research Defcon Buy	-15.70%	-23.29%	C	-28
2025/01/31	0.158	No Trade	No Trade	96.22%	50	Absolutely No	0	-100	Research Defcon Buy	-15.72%	-24.98%	C	-31
2025/02/03	0.151	No Trade	No Trade	100.00%	50	Absolutely No	0	-100	Research Defcon Buy	-19.21%	-28.11%	C	-33
2025/02/04	0.153	No Trade	No Trade	94.02%	60	Research	-85	-99	Research Defcon Buy	-18.06%	-26.34%	B	-36
2025/02/05	0.156	No Trade	No Trade	85.40%	60	Research	-85	-97	Research Defcon Buy	-16.40%	-23.73%	B	-38
2025/02/06	0.155	No Trade	No Trade	88.63%	60	Research	-85	-97	Research Defcon Buy	-17.02%	-24.17%	B	-39
2025/02/07	0.151	No Trade	No Trade	100.00%	60	Research	-85	-100	Research Defcon Buy	-19.28%	-26.46%	A	-41
2025/02/10	0.155	No Trade	No Trade	87.95%	60	Research	-85	-97	Research Defcon Buy	-16.95%	-25.82%	B	-43
2025/02/11	0.154	No Trade	No Trade	90.43%	60	Research	-85	-98	Research Defcon Buy	-17.43%	-25.69%	B	-46
2025/02/12	0.156	Buy_Panda_ST	No Trade	82.29%	50	Research	-85	-96	Research Defcon Buy	-15.86%	-25.22%	B	-45
2025/02/13	0.153	No Trade	No Trade	92.60%	60	Research	-85	-99	Research Defcon Buy	-17.85%	-27.09%	B	-41
2025/02/14	0.148	No Trade	No Trade	100.00%	60	Research	-85	-100	Research Defcon Buy	-20.09%	-29.77%	A	-39
2025/02/17	0.148	No Trade	No Trade	99.43%	60	Research	-85	-100	Research Defcon Buy	-19.97%	-29.64%	A	-37
2025/02/18	0.150	No Trade	No Trade	96.39%	100	Research	-170	-99	Research Defcon Buy	-19.37%	-28.87%	AAA	-37
2025/02/19	0.151	No Trade	No Trade	91.80%	100	Research	-170	-98	Research Defcon Buy	-18.44%	-28.57%	AAA	-38
2025/02/20	0.152	No Trade	No Trade	90.63%	100	Research	-170	-98	Research Defcon Buy	-18.21%	-27.73%	AAA	-36
2025/02/21	0.154	Buy_Panda_ST	No Trade	84.72%	90	Research	-170	-97	Research Defcon Buy	-17.02%	-26.89%	AA	-34
2025/02/24	0.153	Buy_Panda_ST	No Trade	86.88%	90	Research	-170	-97	Research Defcon Buy	-17.46%	-27.52%	AAA	-30
2025/02/25	0.150	No Trade	No Trade	92.64%	90	Research	-170	-99	Research Defcon Buy	-18.61%	-28.67%	AAA	-29
2025/02/26	0.152	Buy_Panda_ST	No Trade	88.95%	90	Research	-170	-98	Research Defcon Buy	-17.87%	-28.95%	AAA	-27
2025/02/27	0.150	No Trade	No Trade	92.41%	90	Research	-170	-99	Research Defcon Buy	-18.57%	-28.76%	AAA	-25
2025/02/28	0.153	Buy_Panda_ST	Buy_Panda_ST	84.73%	90	Research	-170	-97	Research Defcon Buy	-17.02%	-28.32%	AA	-22
2025/03/03	0.152	No Trade	No Trade	88.27%	90	Research	-170	-98	Research Defcon Buy	-17.73%	-29.98%	AAA	-21
2025/03/04	0.153	Buy_Panda_ST	Buy_Panda_ST	84.39%	75	Research	-170	-97	Research Defcon Buy	-16.95%	-29.81%	AA	-20
2025/03/05	0.157	Buy_Panda_ST	Buy_Panda_ST	73.64%	50	Research	-170	0	Absolutely no Trade	-14.79%	-28.15%	B	-18
2025/03/06	0.155	Buy_Panda_ST	Buy_Panda_ST	78.78%	75	Research	-170	-96	Research Defcon Buy	-15.83%	-27.86%	AA	-15
2025/03/07	0.149	No Trade	No Trade	93.29%	90	Research	-170	-99	Research Defcon Buy	-18.74%	-29.47%	AAA	-16
2025/03/10	0.146	No Trade	No Trade	100.00%	90	Research	-170	-100	Research Defcon Buy	-20.52%	-31.14%	AAA	-15
2025/03/11	0.153	No Trade	No Trade	81.03%	75	Research	-170	-95	Research Defcon Buy	-16.63%	-27.99%	AA	-15
2025/03/12	0.155	No Trade	No Trade	76.07%	50	Research	-170	0	Absolutely no Trade	-15.61%	-26.36%	B	-15
2025/03/13	0.156	Buy_Panda_ST	Buy_Panda_ST	72.77%	50	Research	-170	0	Absolutely no Trade	-14.93%	-26.51%	B	-14
2025/03/14	0.157	No Trade	No Trade	69.48%	50	Research	-170	0	Absolutely no Trade	-14.26%	-24.82%	B	-11
2025/03/17	0.160	No Trade	No Trade	62.11%	50	Research	-170	0	Absolutely no Trade	-12.75%	-24.59%	B	-7
2025/03/18	0.160	No Trade	No Trade	62.40%	50	Research	-170	0	Absolutely no Trade	-12.81%	-24.90%	B	-5



Date	9 day	9 vs 21 day	33 day
2025/01/29	Sell_9day	Sell 9 vs 21	Sell 33_Day
2025/01/30	Sell_9day	Sell 9 vs 21	Sell 33_Day
2025/01/31	Sell_9day	Sell 9 vs 21	Sell 33_Day
2025/02/03	Sell_9day	Sell 9 vs 21	Sell 33_Day
2025/02/04	Sell_9day	Sell 9 vs 21	Sell 33_Day
2025/02/05	Sell_9day	Sell 9 vs 21	Sell 33_Day
2025/02/06	Sell_9day	Sell 9 vs 21	Sell 33_Day
2025/02/07	Sell_9day	Sell 9 vs 21	Sell 33_Day
2025/02/10	Sell_9day	Sell 9 vs 21	Sell 33_Day
2025/02/11	Sell_9day	Sell 9 vs 21	Sell 33_Day
2025/02/12	Buy_9day	Sell 9 vs 21	Sell 33_Day
2025/02/13	Sell_9day	Sell 9 vs 21	Sell 33_Day
2025/02/14	Sell_9day	Sell 9 vs 21	Sell 33_Day
2025/02/17	Sell_9day	Sell 9 vs 21	Sell 33_Day
2025/02/18	Sell_9day	Sell 9 vs 21	Sell 33_Day
2025/02/19	Sell_9day	Sell 9 vs 21	Sell 33_Day
2025/02/20	Sell_9day	Sell 9 vs 21	Sell 33_Day
2025/02/21	Buy_9day	Sell 9 vs 21	Sell 33_Day
2025/02/24	Buy_9day	Sell 9 vs 21	Sell 33_Day
2025/02/25	Sell_9day	Sell 9 vs 21	Sell 33_Day
2025/02/26	Buy_9day	Sell 9 vs 21	Sell 33_Day
2025/02/27	Sell_9day	Sell 9 vs 21	Sell 33_Day
2025/02/28	Buy_9day	Sell 9 vs 21	Sell 33_Day
2025/03/03	Sell_9day	Sell 9 vs 21	Sell 33_Day
2025/03/04	Buy_9day	Sell 9 vs 21	Sell 33_Day
2025/03/05	Buy_9day	Buy 9 vs 21	Buy 33_Day
2025/03/06	Buy_9day	Buy 9 vs 21	Sell 33_Day
2025/03/07	Sell_9day	Buy 9 vs 21	Sell 33_Day
2025/03/10	Sell_9day	Sell 9 vs 21	Sell 33_Day
2025/03/11	Buy_9day	Buy 9 vs 21	Sell 33_Day
2025/03/12	Buy_9day	Buy 9 vs 21	Buy 33_Day
2025/03/13	Buy_9day	Buy 9 vs 21	Buy 33_Day
2025/03/14	Buy_9day	Buy 9 vs 21	Buy 33_Day
2025/03/17	Buy_9day	Buy 9 vs 21	Buy 33_Day
2025/03/18	Buy_9day	Buy 9 vs 21	Buy 33_Day



S  
e  
l  
l

# NFLX.NAS

## Netflix

### Technology

### Movies & Entertainment

### New York

Market Cap : (B)383 768

Follow the " 3day to 5day waiting period " before entering the trade : understand the Graph, Trend and Variables

# QQQ.NAS

## Invesco QQQ Trust, Series 1

### Technology

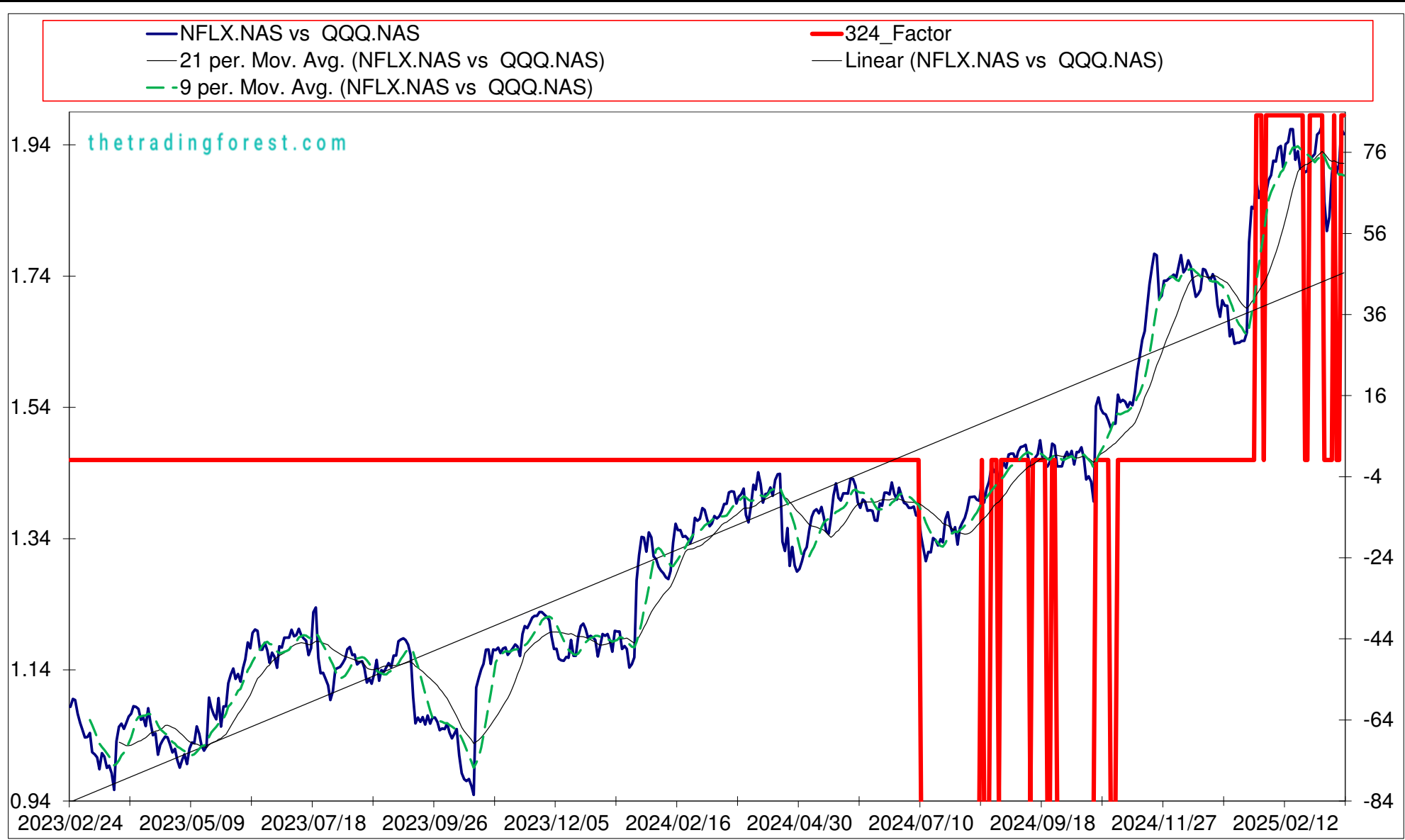
### ETF\_NYSE\_Price

### NYSE

Market Cap : (B)312 629

Plan your enrty levels. Focus on the process not the outcome. Expect further short-term deviation from the trade signal. "Patience"

Date	Price or Relative Price	Short_Term_ Radar	Medium_ Term_Radar	Caterpillar_ %	Wise_ Owl(Rnk)	324_Factor	Factor_324	Defcon _Index	Defcon _Index_Trade	Margin of Safety	75_Day_Mom	Trade_Rating (Guidance)	Trendsum
2025/01/22	1.795	No Trade	No Trade	27.47%	0	Absolutely No	0	100	Research Defon Sell	2.72%	22.30%	C	-30
2025/01/23	1.849	No Trade	No Trade	57.90%	0	Absolutely No	0	100	Research Defon Sell	5.73%	25.20%	C	-26
2025/01/24	1.846	No Trade	No Trade	55.16%	0	Absolutely No	0	100	Research Defon Sell	5.46%	26.78%	C	-20
2025/01/27	1.890	No Trade	No Trade	78.02%	50	Research	85	100	Research Defon Sell	7.72%	28.13%	A	-14
2025/01/28	1.862	No Trade	No Trade	61.22%	50	Research	85	99	Research Defon Sell	6.06%	26.26%	B	-8
2025/01/29	1.878	No Trade	No Trade	69.33%	50	Research	85	99	Research Defon Sell	6.86%	26.68%	A	-3
2025/01/30	1.861	No Trade	No Trade	58.47%	0	Absolutely No	0	98	Research Defon Sell	5.79%	27.01%	C	1
2025/01/31	1.870	No Trade	No Trade	63.02%	50	Research	85	99	Research Defon Sell	6.24%	30.49%	B	1
2025/02/03	1.889	No Trade	No Trade	71.43%	50	Research	85	100	Research Defon Sell	7.07%	31.37%	A	1
2025/02/04	1.897	No Trade	No Trade	74.81%	50	Research	85	100	Research Defon Sell	7.41%	32.65%	A	4
2025/02/05	1.919	No Trade	No Trade	86.65%	50	Research	85	100	Research Defon Sell	8.58%	37.10%	A	7
2025/02/06	1.918	No Trade	No Trade	84.99%	50	Research	85	100	Research Defon Sell	8.41%	24.14%	A	10
2025/02/07	1.939	No Trade	No Trade	96.16%	50	Research	85	100	Research Defon Sell	9.52%	24.42%	A	14
2025/02/10	1.942	No Trade	No Trade	94.97%	50	Research	85	100	Research Defon Sell	9.40%	26.00%	A	18
2025/02/11	1.909	No Trade	No Trade	75.68%	50	Research	85	98	Research Defon Sell	7.49%	24.44%	B	21
2025/02/12	1.945	No Trade	No Trade	94.84%	50	Research	85	100	Research Defon Sell	9.39%	26.88%	A	23
2025/02/13	1.948	No Trade	No Trade	95.64%	50	Research	85	100	Research Defon Sell	9.47%	27.82%	A	26
2025/02/14	1.967	No Trade	No Trade	100.00%	50	Research	85	100	Research Defon Sell	10.48%	30.09%	A	29
2025/02/17	1.967	No Trade	No Trade	97.44%	50	Research	85	100	Research Defon Sell	10.21%	29.55%	A	29
2025/02/18	1.920	No Trade	No Trade	71.68%	50	Research	85	98	Research Defon Sell	7.51%	26.47%	B	29
2025/02/19	1.934	Sell_Panda_ST	No Trade	77.97%	50	Research	85	98	Research Defon Sell	8.17%	23.76%	B	29
2025/02/20	1.907	Sell_Panda_ST	Sell_Panda_ST	62.87%	50	Research	85	97	Research Defon Sell	6.59%	22.94%	B	25
2025/02/21	1.907	Sell_Panda_ST	Sell_Panda_ST	61.92%	50	Research	85	97	Research Defon Sell	6.49%	22.66%	B	22
2025/02/24	1.901	Sell_Panda_ST	Sell_Panda_ST	56.57%	0	Absolutely No	0	97	Research Defon Sell	5.93%	22.51%	C	20
2025/02/25	1.904	Sell_Panda_ST	Sell_Panda_ST	57.02%	0	Absolutely No	0	97	Research Defon Sell	5.97%	23.36%	C	16
2025/02/26	1.924	Sell_Panda_ST	No Trade	67.00%	50	Research	85	98	Research Defon Sell	7.02%	24.05%	B	12
2025/02/27	1.925	No Trade	No Trade	66.72%	50	Research	85	98	Research Defon Sell	6.99%	24.49%	B	8
2025/02/28	1.930	No Trade	No Trade	68.28%	50	Research	85	98	Research Defon Sell	7.15%	23.10%	B	4
2025/03/03	1.959	No Trade	No Trade	81.35%	50	Research	85	100	Research Defon Sell	8.52%	22.61%	A	6
2025/03/04	1.963	No Trade	No Trade	82.46%	50	Research	85	100	Research Defon Sell	8.64%	21.06%	A	8
2025/03/05	1.974	No Trade	No Trade	87.59%	50	Research	85	100	Research Defon Sell	9.18%	19.93%	A	10
2025/03/06	1.857	No Trade	No Trade	24.85%	0	Absolutely No	0	0	Absolutely no Trade	2.60%	11.89%	C	9
2025/03/07	1.812	No Trade	No Trade	0.58%	0	Absolutely No	0	0	Absolutely no Trade	0.06%	6.96%	C	8
2025/03/10	1.833	No Trade	No Trade	9.54%	0	Absolutely No	0	0	Absolutely no Trade	1.00%	5.93%	C	8
2025/03/11	1.898	No Trade	No Trade	42.74%	0	Absolutely No	0	96	Research Defon Sell	4.48%	8.05%	C	3
2025/03/12	1.928	No Trade	No Trade	57.89%	50	Research	85	98	Research Defon Sell	6.07%	8.50%	C	-1
2025/03/13	1.901	No Trade	No Trade	42.57%	0	Absolutely No	0	96	Research Defon Sell	4.46%	7.08%	C	-3
2025/03/14	1.914	No Trade	No Trade	48.68%	0	Absolutely No	0	97	Research Defon Sell	5.10%	12.01%	C	-4
2025/03/17	1.968	No Trade	No Trade	74.53%	50	Research	85	100	Research Defon Sell	7.81%	14.86%	C	-4
2025/03/18	1.960	No Trade	No Trade	69.49%	50	Research	85	99	Research Defon Sell	7.28%	12.87%	C	-2



Date	9 day	9 vs 21 day	33 day
2025/01/29	Buy_9day	Buy 9 vs 21	Buy 33_Day
2025/01/30	Buy_9day	Buy 9 vs 21	Buy 33_Day
2025/01/31	Buy_9day	Buy 9 vs 21	Buy 33_Day
2025/02/03	Buy_9day	Buy 9 vs 21	Buy 33_Day
2025/02/04	Buy_9day	Buy 9 vs 21	Buy 33_Day
2025/02/05	Buy_9day	Buy 9 vs 21	Buy 33_Day
2025/02/06	Buy_9day	Buy 9 vs 21	Buy 33_Day
2025/02/07	Buy_9day	Buy 9 vs 21	Buy 33_Day
2025/02/10	Buy_9day	Buy 9 vs 21	Buy 33_Day
2025/02/11	Buy_9day	Buy 9 vs 21	Buy 33_Day
2025/02/12	Buy_9day	Buy 9 vs 21	Buy 33_Day
2025/02/13	Buy_9day	Buy 9 vs 21	Buy 33_Day
2025/02/14	Buy_9day	Buy 9 vs 21	Buy 33_Day
2025/02/17	Buy_9day	Buy 9 vs 21	Buy 33_Day
2025/02/18	Sell_9day	Buy 9 vs 21	Buy 33_Day
2025/02/19	Sell_9day	Buy 9 vs 21	Buy 33_Day
2025/02/20	Sell_9day	Buy 9 vs 21	Buy 33_Day
2025/02/21	Sell_9day	Buy 9 vs 21	Buy 33_Day
2025/02/24	Sell_9day	Buy 9 vs 21	Buy 33_Day
2025/02/25	Sell_9day	Buy 9 vs 21	Buy 33_Day
2025/02/26	Sell_9day	Buy 9 vs 21	Buy 33_Day
2025/02/27	Buy_9day	Buy 9 vs 21	Buy 33_Day
2025/02/28	Buy_9day	Sell 9 vs 21	Buy 33_Day
2025/03/03	Buy_9day	Sell 9 vs 21	Buy 33_Day
2025/03/04	Buy_9day	Sell 9 vs 21	Buy 33_Day
2025/03/05	Buy_9day	Sell 9 vs 21	Buy 33_Day
2025/03/06	Sell_9day	Sell 9 vs 21	Sell 33_Day
2025/03/07	Sell_9day	Sell 9 vs 21	Sell 33_Day
2025/03/10	Sell_9day	Sell 9 vs 21	Sell 33_Day
2025/03/11	Sell_9day	Sell 9 vs 21	Sell 33_Day
2025/03/12	Buy_9day	Sell 9 vs 21	Buy 33_Day
2025/03/13	Sell_9day	Sell 9 vs 21	Sell 33_Day
2025/03/14	Buy_9day	Sell 9 vs 21	Buy 33_Day
2025/03/17	Buy_9day	Sell 9 vs 21	Buy 33_Day
2025/03/18	Buy_9day	Sell 9 vs 21	Buy 33_Day

Strategy Universe

Rel vs Nasdaq 100

Ascendant guidance

Research

Strategy\_Open Date

2025/02/26

Caterpillar Guidance

Apply Caution

NFLX.NAS

21 per. Mov. Avg. (NFLX.NAS)

Linear (NFLX.NAS)

QQQ.NAS

21 per. Mov. Avg. (QQQ.NAS)

Linear (QQQ.NAS)

(+) : Mom Days

103

(-) : Mom Days

0

Guided : Factor

66 day

324\_Buy Guidance

0.0%

324\_Sell Guidance

99.3%

Mom\_75 (days)

12.9%

9 vs 21 day

-0.96%

Price vs 9 day

3.32%

S  
e  
l  
l

RTX.NYS

Raytheon Technologies

Aerospace & Defense

Aerospace & Defence

New York

Market Cap : (B)

160 747

Follow the " 3day to 5day waiting period " before entering the trade : understand the Graph, Trend and Variables

LMT.NYS

Lockheed Martin

Aerospace & Defense

Aerospace & Defence

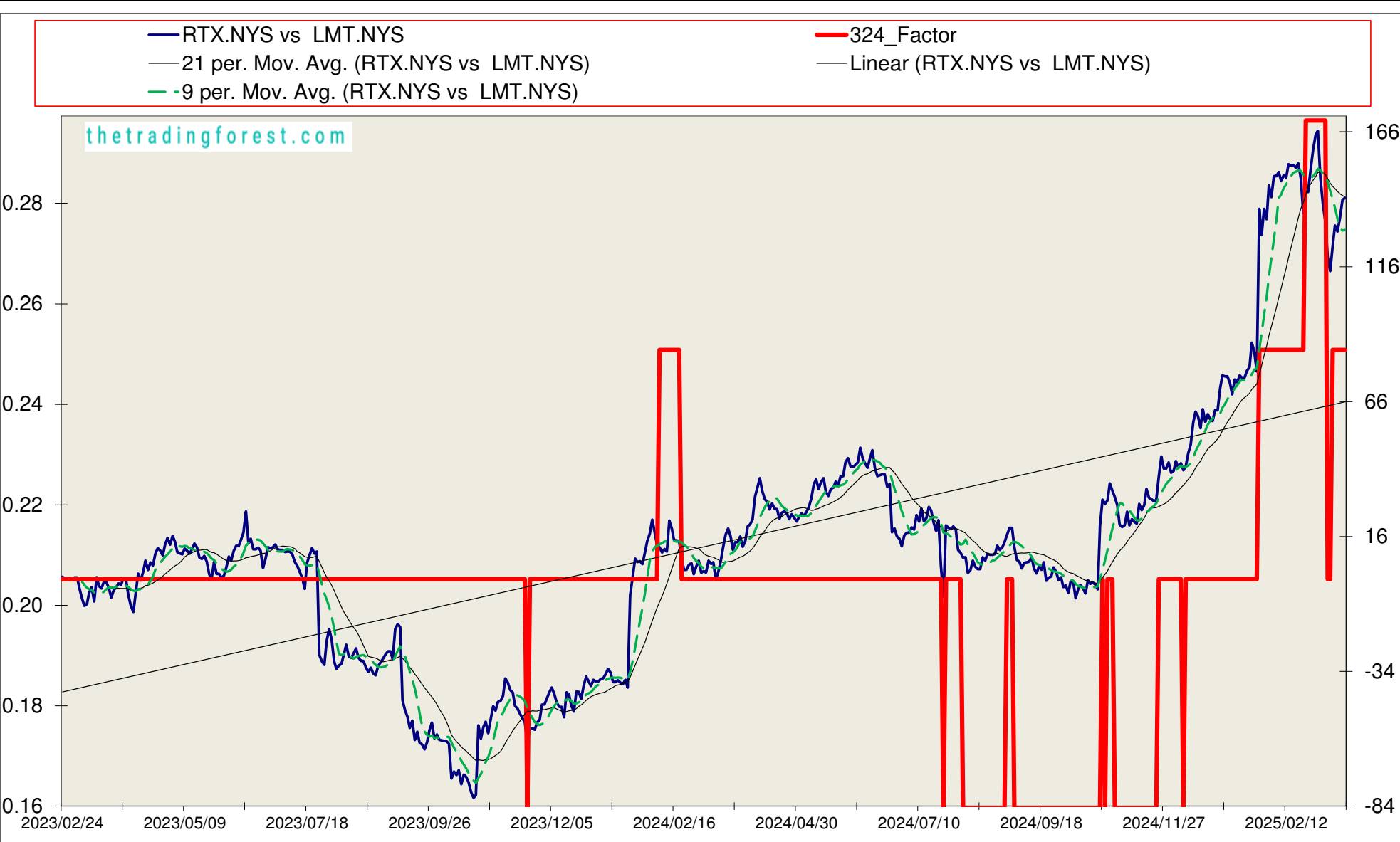
New York

Market Cap : (B)

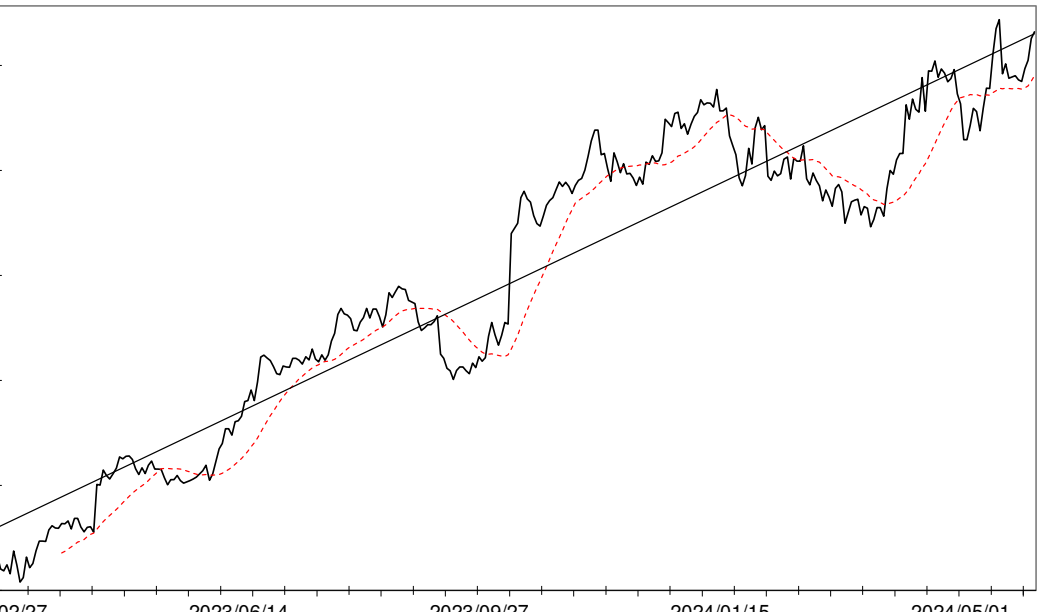

128 525

Plan your enrty levels. Focus on the process not the outcome. Expect further short-term deviation from the trade signal. "Patience"

-2.275														60.304														-26.507															
Date	Price or Relative Price	Short_Term_ Radar	Medium_ Term_Radar	Caterpillar_ %	Wise_ Owl(Rnk)	324_Factor	Factor_324	Defcon _Index	Defcon _Index_Trade	Margin of Safety	75_Day_Mom	Trade_Rating (Guidance)	Trendsum																														
2025/01/22	0.249	No Trade	No Trade	1.64%	0	Absolutely No	0	100	Research Defon Sell	-0.22%	22.02%	C	21																														
2025/01/23	0.254	No Trade	No Trade	16.55%	0	Absolutely No	0	100	Research Defon Sell	1.67%	23.03%	C	23																														
2025/01/24	0.252	No Trade	No Trade	8.81%	0	Absolutely No	0	99	Research Defon Sell	0.89%	22.10%	C	26																														
2025/01/27	0.248	No Trade	No Trade	6.28%	0	Absolutely No	0	98	Research Defon Sell	-0.84%	22.23%	C	26																														
2025/01/28	0.281	No Trade	No Trade	100.00%	50	Research	85	100	Research Defon Sell	12.00%	36.97%	A	27																														
2025/01/29	0.275	No Trade	No Trade	82.25%	50	Research	85	98	Research Defon Sell	9.87%	33.84%	B	26																														
2025/01/30	0.281	No Trade	No Trade	99.01%	50	Research	85	100	Research Defon Sell	11.89%	36.80%	A	26																														
2025/01/31	0.279	No Trade	No Trade	91.62%	50	Research	85	99	Research Defon Sell	11.00%	36.51%	A	25																														
2025/02/03	0.285	No Trade	No Trade	100.00%	50	Research	85	100	Research Defon Sell	13.49%	38.04%	A	26																														
2025/02/04	0.283	No Trade	No Trade	92.67%	50	Research	85	99	Research Defon Sell	12.50%	37.38%	A	28																														
2025/02/05	0.287	No Trade	No Trade	100.00%	50	Research	85	100	Research Defon Sell	14.08%	39.18%	A	30																														
2025/02/06	0.287	No Trade	No Trade	99.58%	60	Research	85	100	Research Defon Sell	14.02%	39.50%	A	33																														
2025/02/07	0.288	No Trade	No Trade	100.00%	60	Research	85	100	Research Defon Sell	14.28%	40.56%	A	38																														
2025/02/10	0.286	No Trade	No Trade	93.65%	60	Research	85	99	Research Defon Sell	13.37%	31.52%	A	39																														
2025/02/11	0.287	No Trade	No Trade	96.49%	60	Research	85	100	Research Defon Sell	13.78%	28.99%	A	38																														
2025/02/12	0.287	No Trade	No Trade	94.74%	60	Research	85	100	Research Defon Sell	13.53%	29.30%	A	36																														
2025/02/13	0.289	No Trade	No Trade	100.00%	60	Research	85	100	Research Defon Sell	14.50%	30.05%	A	36																														
2025/02/14	0.289	No Trade	No Trade	98.95%	60	Research	85	100	Research Defon Sell	14.35%	28.03%	A	36																														
2025/02/17	0.289	No Trade	No Trade	97.60%	60	Research	85	100	Research Defon Sell	14.15%	28.81%	A	36																														
2025/02/18	0.289	No Trade	No Trade	95.90%	60	Research	85	100	Research Defon Sell	13.90%	29.38%	A	36																														
2025/02/19	0.290	No Trade	No Trade	97.81%	60	Research	85	100	Research Defon Sell	14.18%	30.73%	A	36																														
2025/02/20	0.287	No Trade	No Trade	89.47%	60	Research	85	99	Research Defon Sell	12.97%	31.69%	B	37																														
2025/02/21	0.280	Sell_Panda_ST	Sell_Panda_ST	69.98%	50	Research	85	97	Research Defon Sell	10.14%	28.75%	B	36																														
2025/02/24	0.285	Sell_Panda_ST	No Trade	82.63%	90	Research	170	98	Research Defon Sell	11.98%	30.92%	AAA	34																														
2025/02/25	0.284	Sell_Panda_ST	Sell_Panda_ST	79.64%	90	Research	170	98	Research Defon Sell	11.54%	28.87%	AAA	30																														
2025/02/26	0.288	No Trade	No Trade	91.14%	90	Research	170	100	Research Defon Sell	13.21%	32.52%	AAA	26																														
2025/02/27	0.292	No Trade	No Trade	100.00%	90	Research	170	100	Research Defon Sell	14.71%	33.59%	AAA	24																														
2025/02/28	0.295	No Trade	No Trade	100.00%	90	Research	170	100	Research Defon Sell	15.80%	35.27%	AAA	25																														
2025/03/03	0.296	No Trade	No Trade	100.00%	90	Research	170	100	Research Defon Sell	15.93%	35.85%	AAA	26																														
2025/03/04	0.287	No Trade	No Trade	76.57%	90	Research	170	97	Research Defon Sell	12.20%	29.24%	AA	26																														
2025/03/05	0.282	No Trade	No Trade	63.45%	75	Research	170	95	Research Defon Sell	10.11%	27.62%	AA	25																														
2025/03/06	0.278	Sell_Panda_ST	Sell_Panda_ST	54.21%	50	Research	170	0	Absolutely no Trade	8.64%	25.42%	B	23																														
2025/03/07	0.271	Sell_Panda_ST	Sell_Panda_ST	36.97%	0	Absolutely No	0	0	Absolutely no Trade	5.89%	20.56%	C	20																														
2025/03/10	0.268	Sell_Panda_ST	Sell_Panda_ST	28.81%	0	Absolutely No	0	0	Absolutely no Trade	4.59%	20.23%	C	16																														
2025/03/11	0.273	No Trade	No Trade	40.70%	0	Research	85	0	Absolutely no Trade	6.48%	22.62%	C	10																														
2025/03/12	0.277	No Trade	No Trade	50.21%	0	Research	85	0	Absolutely no Trade	8.00%	24.69%	C	4																														
2025/03/13	0.276	No Trade	No Trade	46.99%	0	Research	85	0	Absolutely no Trade	7.49%	23.96%	C	0																														
2025/03/14	0.279	No Trade	No Trade	53.30%	0	Research	85	0	Absolutely no Trade	8.49%	22.65%	C	-3																														
2025/03/17	0.282	No Trade	No Trade	60.79%	50	Research	85	95	Research Defon Sell	9.69%	22.09%	B	-1																														
2025/03/18	0.283	No Trade	No Trade	61.28%	50	Research	85	95	Research Defon Sell	9.76%	23.53%	B	3																														



Date	9 day	9 vs 21 day	33 day
2025/01/29	Buy_9day	Buy 9 vs 21	Buy 33_Day
2025/01/30	Buy_9day	Buy 9 vs 21	Buy 33_Day
2025/01/31	Buy_9day	Buy 9 vs 21	Buy 33_Day
2025/02/03	Buy_9day	Buy 9 vs 21	Buy 33_Day
2025/02/04	Buy_9day	Buy 9 vs 21	Buy 33_Day
2025/02/05	Buy_9day	Buy 9 vs 21	Buy 33_Day
2025/02/06	Buy_9day	Buy 9 vs 21	Buy 33_Day
2025/02/07	Buy_9day	Buy 9 vs 21	Buy 33_Day
2025/02/10	Buy_9day	Buy 9 vs 21	Buy 33_Day
2025/02/11	Buy_9day	Buy 9 vs 21	Buy 33_Day
2025/02/12	Buy_9day	Buy 9 vs 21	Buy 33_Day
2025/02/13	Buy_9day	Buy 9 vs 21	Buy 33_Day
2025/02/14	Buy_9day	Buy 9 vs 21	Buy 33_Day
2025/02/17	Buy_9day	Buy 9 vs 21	Buy 33_Day
2025/02/18	Buy_9day	Buy 9 vs 21	Buy 33_Day
2025/02/19	Buy_9day	Buy 9 vs 21	Buy 33_Day
2025/02/20	Sell_9day	Buy 9 vs 21	Buy 33_Day
2025/02/21	Sell_9day	Buy 9 vs 21	Buy 33_Day
2025/02/24	Sell_9day	Buy 9 vs 21	Buy 33_Day
2025/02/25	Sell_9day	Buy 9 vs 21	Buy 33_Day
2025/02/26	Buy_9day	Buy 9 vs 21	Buy 33_Day
2025/02/27	Buy_9day	Buy 9 vs 21	Buy 33_Day
2025/02/28	Buy_9day	Buy 9 vs 21	Buy 33_Day
2025/03/03	Buy_9day	Buy 9 vs 21	Buy 33_Day
2025/03/04	Sell_9day	Buy 9 vs 21	Buy 33_Day
2025/03/05	Sell_9day	Sell 9 vs 21	Buy 33_Day
2025/03/06	Sell_9day	Buy 9 vs 21	Sell 33_Day
2025/03/07	Sell_9day	Sell 9 vs 21	Sell 33_Day
2025/03/10	Sell_9day	Sell 9 vs 21	Sell 33_Day
2025/03/11	Sell_9day	Sell 9 vs 21	Sell 33_Day
2025/03/12	Sell_9day	Sell 9 vs 21	Sell 33_Day
2025/03/13	Sell_9day	Sell 9 vs 21	Sell 33_Day
2025/03/14	Buy_9day	Sell 9 vs 21	Sell 33_Day
2025/03/17	Buy_9day	Sell 9 vs 21	Sell 33_Day
2025/03/18	Buy_9day	Sell 9 vs 21	Sell 33_Day

Strategy Universe	Pairs_NYSE_Aerospace_Defense	Ascendant guidance	Research	Strategy_Open Date	2025/03/18	Caterpillar Guidance	Research	
<div><div><div>— RTX.NYS</div><div>----- 21 per. Mov. Avg. (RTX.NYS)</div><div>—— Linear (RTX.NYS)</div></div><div><div>— LMT.NYS</div><div>----- 21 per. Mov. Avg. (LMT.NYS)</div><div>—— Linear (LMT.NYS)</div></div></div>							(+) : Mom Days	92
							(-) : Mom Days	0
							Guided : Factor	66 day
							324_Buy Guidance	0.0%
							324_Sell Guidance	95.5%
							Mom_75 (days)	23.5%
							9 vs 21 day	-2.31%
							Price vs 9 day	2.29%