


Wednesday, 19 March 2025				Daily TradeGuidance					 THE TRADING FOREST <small>thetradingforest.com</small>		
Date	Code_A	Code_B	Strategy	Factor_324	Defcon_Index	Mom_75 (days)	Wise_Owl	Wise_Owl (Rnk)	Name of Instrument	Caterpillar_Guidance	Trade_Rating (Guidance)
2025/01/29	CI.NYS	ABC.NYS	Pairs	-170	-98	-24.87%	340	75	Cigna _ vs _ AmerisourceBergen	Apply Caution	_ Buy
2025/01/28	NPK.NYS	Price	Individual	170	98	36.75%	390	90	National Presto Industries Inc.	Trade	_ Sell
2025/01/28	MS.NYS	FIS.NYS	Pairs	170	98	36.56%	370	90	Morgan Stanley _ vs _ Fidelity National Information Services	Trade	_ Sell
2025/01/28	ABI.BRU	DG.PAR	Pairs	-170	-98	-16.87%	400	100	Anheuser Busch Inbev _ vs _ Vinci Sa	Trade	_ Buy
2025/01/27	ITW.NYS	SNA.NYS	Pairs	-170	-98	-16.31%	360	75	Illinois Tool Works _ vs _ Snap-on	Apply Caution	_ Buy
2025/01/27	CAH.NYS	XLV.ARC	Relative	170	98	19.42%	380	90	Cardinal Health _ vs _ SPDR : Health Care ETF	Research	_ Sell
2025/01/24	ED.NYS	ATO.NYS	Pairs	-170	-98	-11.61%	340	75	Consolidated Edison _ vs _ Atmos Energy	Apply Caution	_ Buy
2025/01/24	EOAN.ETR	EXH9.ETR	Relative	-170	-96	-10.30%	360	75	E. On Se vs iShares :Utilities	Research	_ Buy
2025/01/23	BVI.PAR	DIE.BRU	Pairs	170	98	26.94%	370	90	Bureau Veritas Sa _ vs _ D'leteren Sa	Trade	_ Sell
2025/01/23	DIE.BRU	SKG.LSE	Pairs	-170	-98	-17.96%	370	90	D'leteren Sa _ vs _ Smurfit Kappa Group Plc	Trade	_ Buy
2025/01/23	HSBA.LSE	ISF.LSE	Relative	170	99	15.80%	370	90	Hsbc Holdings Plc _ vs _ Ftse 100 Index ETF	Trade	_ Sell
2025/01/22	HCA.NYS	ABC.NYS	Pairs	-170	-92	-27.16%	375	90	HCA Healthcare _ vs _ AmerisourceBergen	Trade	_ Buy
2025/01/22	OTIS.NYS	SNA.NYS	Pairs	-170	-98	-24.90%	390	90	Otis Worldwide _ vs _ Snap-on	Trade	_ Buy
2025/01/22	ACA.PAR	HSBA.LSE	Pairs	-170	-98	-13.12%	340	75	Credit Agricole _ vs _ HSBC Holdings plc	Apply Caution	_ Buy
2025/01/22	DTE.ETR	KPN.AMS	Pairs	170	98	15.22%	340	75	Deutsche Telekom N Ag _ vs _ Koninklijke Kpn Nv	Apply Caution	_ Sell
2025/01/22	BAS.ETR	GLE.PAR	Pairs	-170	-98	-28.05%	390	90	Basf N _ vs _ Société Générale Sa	Trade	_ Buy
2025/01/21	VOD.NAS	CSCO.NAS	Pairs	-170	-98	-24.31%	390	90	Vodafone Group Plc _ vs _ Cisco Systems	Trade	_ Buy
2025/01/21	ABI.BRU	CPG.LSE	Pairs	-170	-98	-30.86%	400	100	Anheuser Busch Inbev _ vs _ Compass Group Plc	Trade	_ Buy
2025/01/21	BOL.PAR	DIE.BRU	Pairs	170	97	18.00%	390	90	Boliden _ vs _ D'leteren Sa	Trade	_ Sell
2025/01/21	ELE.MAD	EOAN.ETR	Pairs	170	98	30.97%	390	90	Endesa S.A. _ vs _ E. On Se	Trade	_ Sell

Wednesday, 19 March 2025

Daily TradeGuidance



Date	Code_A	Code_B	Strategy	Factor_324	Defcon_ Index	Mom_75 (days)	Wise_Owl	Wise_Owl (Rnk)	Name of Instrument	Caterpillar_ Guidance	Trade_Rating (Guidance)
2025/01/21	ELE.MAD	SSE.LSE	Pairs	170	99	27.31%	390	90	Endesa S.A. _ vs _ SSE Plc	Trade	_ Sell
2025/01/21	ENI.MTA	VIV.PAR	Pairs	170	98	300.66%	370	90	Eni S.P.A. _ vs _ Vivendi Se	Trade	_ Sell
2025/01/21	JMAT.LSE	CSX5.LSE	Relative	-170	-99	-14.47%	390	90	Johnson Matthey Plc vs Euro SX50 Index	Research	_ Buy
2025/01/20	LEN.NYS	VMC.NYS	Pairs	-170	-97	-31.12%	400	100	Lennar _ vs _ Vulcan Materials Company	Trade	_ Buy
2025/01/20	LEN.NYS	MLM.NYS	Pairs	-170	-96	-25.88%	390	90	Lennar _ vs _ Martin Marietta Materials	Trade	_ Buy
2025/01/20	GOOG.NAS	NXPI.NAS	Pairs	170	98	26.48%	380	90	Alphabet Inc. (Class C) _ vs _ NXP Semiconductors	Research	_ Sell
2025/01/20	BARN.SWX	TSCO.LSE	Pairs	-170	-99	-29.12%	400	100	Barry Callebaut Ag _ vs _ Tesco Plc	Trade	_ Buy
2025/01/20	AM.PAR	DIE.BRU	Pairs	170	97	35.74%	390	90	Dassault Aviation _ vs _ D'Ieteren Sa	Trade	_ Sell
2025/01/20	BOL.PAR	TEN.MTA	Pairs	-170	-97	-25.44%	370	90	Boliden _ vs _ Tenaris S.A.	Trade	_ Buy
2025/01/20	DIE.BRU	TEN.MTA	Pairs	-170	-98	-38.14%	400	100	D'Ieteren Sa _ vs _ Tenaris S.A.	Trade	_ Buy
2025/01/20	HEN.ETR	SY1.ETR	Pairs	170	98	20.70%	360	75	Henkel Ag _ vs _ Symrise Ag	Research	_ Sell
2025/01/20	BBVA.MAD	VIV.PAR	Pairs	170	98	352.21%	390	90	Banco Bilbao Vizcaya Argentaria _ vs _ Vivendi Se	Trade	_ Sell
2025/01/20	DAI.ETR	VIV.PAR	Pairs	170	98	295.40%	370	90	Daimler Ag - Mercedes-Benz Grp Na O.N. _ vs _ Vivendi Se	Trade	_ Sell
2025/01/20	MBG.ETR	VIV.PAR	Pairs	170	98	295.40%	370	90	Mercedes-Benz Group Ag _ vs _ Vivendi Se	Trade	_ Sell
2025/01/17	SAMPO.HEL	SREN.SWX	Pairs	-170	-98	-17.97%	380	90	Sampo Oyj -Insurance _ vs _ Swiss Re AG - Insurance	Research	_ Buy
2025/01/17	CSA.ETR	DIE.BRU	Pairs	170	98	33.05%	370	90	Accenture _ vs _ D'Ieteren Sa	Trade	_ Sell
2025/01/17	LR.PAR	TEN.MTA	Pairs	-170	-97	-29.82%	390	90	Legrand Sa _ vs _ Tenaris S.A.	Trade	_ Buy
2025/01/16	VLO.NYS	CTRA.NYS	Pairs	-170	-94	-17.13%	375	90	Valero Energy _ vs _ Coterra	Trade	_ Buy
2025/01/16	GWW.NYS	NDSN.NAS	Pairs	170	98	31.29%	360	75	W. W. Grainger _ vs _ Nordson Corporation	Research	_ Sell
2025/01/16	IEX.NYS	NDSN.NAS	Pairs	170	97	24.41%	390	90	IDEX Corporation _ vs _ Nordson Corporation	Trade	_ Sell

Guidance to understanding our "Proprietary Signals and Reports"



Our Trading Reports are comprehensive and detailed - visit our Educational Library of videos at "[TheTradingForest.com](https://www.thetradingforest.com)" [for premium members] for a detailed explanation of our approach to trading.

Summary of our Analysis

Contribution to the Trade Decision

Guided Factor

This places the time frame of the current trade into perspective - our leading indicators have brought this trade to your attention. You will be guided by the 9day vs 21day, 33 day and 66 day. **From a practical perspective once you see a "guided factor of either a 33 day or 66 day" you actually relax and plan your trade !**

Ascendant Guidance

There are two forms of "Risk" - **Uncertainty** and **Exposure** ! The Ascendant Guidance focuses on the uncertainty part of the trade. We recommend that until a trader understands their own risk tolerance level only trades with an Ascendant Guidance levels of **Trade** and or **Research** are considered.

Wise_Owl (Rnk)

Focus on "**Wise_Owl(Rnk)**" levels of closer to 90 & 100 - the "**Wise_Owl(Rnk)**" needed to have a value of **90** and above at least within the last five to seven trading days of the "trade alert signal - panda signals".

Trade_Rating Guidance

There is no substitute for **Quality** - only consider Trades with a "**Trade_rating (Guidance)**" of **AA** & **AAA** within the last five to 7 trading days of the "**trade alert signal - panda signals**".

Guidance to understanding our "Proprietary Signals and Reports"



Defcon_Index



Get a decent understanding of the "**current form**" of the variable - how close are the values to either the minimum or maximum values. Be guided by the "**Defcon_Index**". Values of **> 95 are recommended for Sell Signals** and Values of **<-95 are recommended for Buy signals**.

324_Factor



Manipulate the "**odds in your favour**" - Search and Research the trades that have a 324_Factor of **+170 for a sell signal** and **- 170 for a buy signal**.

Margin of Safety and
75_Day_
Mom



Reaching the pinnacle of any challenge is about "small margins" and making the correct informed decisions. The relationship between the "**Margin of Safety**" and "**75_Day_Mom**" allows us to review the trade from a performance and risk perspective.

Understanding the
"short-term noise"



Is the current "**Trend**" still intact ? Or can we : be guided by the "**Trendsum**" to start analysing technical indicators. Look for a declining "**Trendsum**" for a **sell signal** and an increasing value of the "Trendsum" for a **buy signal**.

Let's talk about
Technicals



Once you are confident that you have a decent understanding of all the variables, use the "**Guided_Factor**" as a "compass" in finding your true north in selecting the timing of your open strategy by selecting appropriate **shorter-term technical indicators**.



Conclusion : We start our analysis, by trying to understand the trade with a **longer-term Technical Guidance** indicator and we plan our execution, using the **shorter-term Techninal Analysis indicators**.

THE TRADING PYRAMID

Path to Synergy in Your Trading



Summary of Contents

Name of Variable	Type of Variable	Decision Based / Contribution
Guided_Factor	Momentum : Variable	"Bigger Picture " - Gives the Trader a time perspective.
Ascendant Guidance	Risk : Variable	Don't attempt trades outside your Risk Tolerance levels.
Wise_Owl(Rnk)	Risk : Variable	Sum of the parts analysis - we have done the "maths" - Quality of the trade.
Trade_Rating Guidance	Momentum : Variable	Combining Risk and Momentum.
Caterpillar_Guidance	Quantitative Variable	Understanding the "Trend" of the price series variable.
Defcon_Index	Risk : Variable	Looking at the "bigger picture" in terms of the price performance over a longer-term perspective.
324_Factor	Quantitative Variable	Measuring the strength and direction of the price series.
Margin of Safety	Risk : Variable	Creating a "buffer in your trade".
75_Day Momentum	Risk : Variable	Undertanding the medium-term performance of the price series.
Trendsum	Quantitative Variable	How strong is the short-term trend ?
Let's talk Technicals	Technical Analysis	Plan your entry with the help of the "Guided_Factor" and Technical indicators of your choice.

14 STEP TRADING CHECKLIST

Ascendant Path

1

☐

Guided Factor

2

☐

Momentum Days

3

☐

The_Wise_Owl Rank

4

☐

Trade_Rating Guidance

5

☐

CaterPillar_Guidance

6

☐

Defon_Index

7

☐

Defon_Index_Guidance

8

☐

Factor_324

9

☐

324_Factor_Guidance

10

☐

75_Day_Momentum Value

11

☐

Trendsum

12

☐

Medium-Term Technical Indicators : 9day vs 21 day
& 21day Moving Average

13

☐

Longer-Term Technical Indicators : 33 day & 66 day
Moving Average

14

☐

TRADING IS LIKE A GAME OF CARDS

We can't undo a previous trade,
but we *can* aim to make the next trade better.



ASCENDANT GUIDANCE



CATERPILLAR GUIDANCE



CI.NYS

BuY

Cigna

Health Care

Health Care Providers & Services

New York

Market Cap : (B)

91 359

Follow the " 3day to 5day waiting period " before entering the trade : understand the Graph, Trend and Variables

ABC.NYS

AmerisourceBergen

Health Care

Health Care Providers & Services

New York

Market Cap : (B)

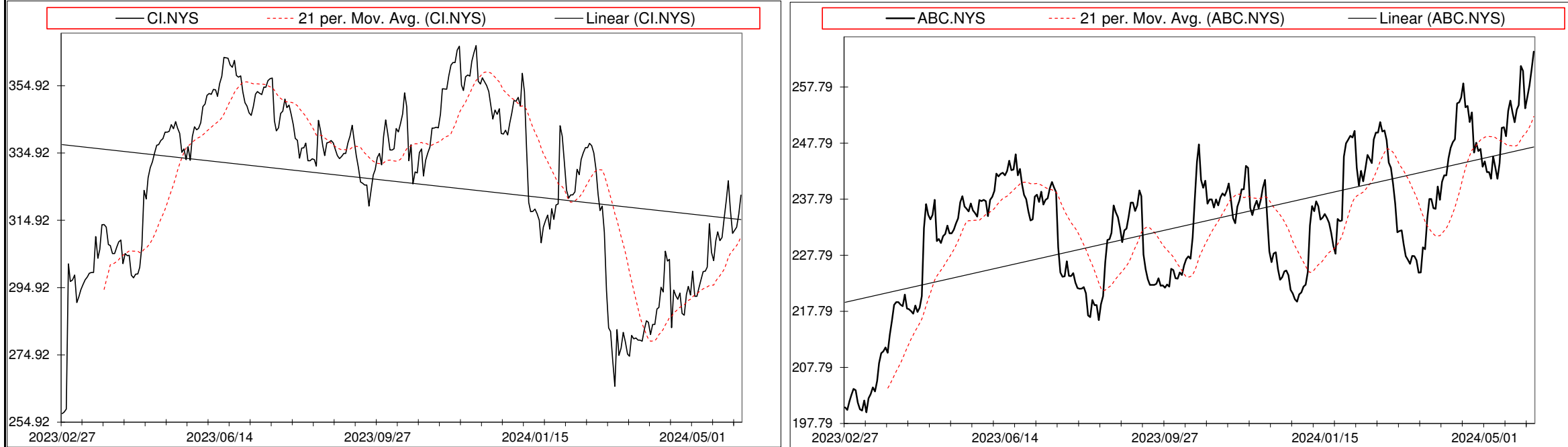
48 026

Plan your enrty levels. Focus on the process not the outcome. Expect further short-term deviation from the trade signal. "Patience"

-2.080														-45.907														22.067													
Date	Price or Relative Price	Short_Term_ Radar	Medium_ Term_Radar	Caterpillar_ %	Wise_ Owl(Rnk)	324_Factor	Factor_324	Defcon _Index	Defcon _Index_Trade	Margin of Safety	75_Day_Mom	Trade_Rating (Guidance)	Trendsum																												
2025/01/22	1.170	No Trade	No Trade	59.28%	50	Research	-85	-100	Research Defcon Buy	-10.26%	-24.06%	A	-28																												
2025/01/23	1.190	No Trade	No Trade	50.48%	50	Research	-85	-98	Research Defcon Buy	-8.74%	-23.42%	B	-26																												
2025/01/24	1.182	Buy_Panda_ST	No Trade	53.81%	50	Research	-85	-99	Research Defcon Buy	-9.32%	-23.77%	B	-25																												
2025/01/27	1.199	Buy_Panda_ST	Buy_Panda_ST	45.31%	50	Research	-85	-97	Research Defcon Buy	-7.84%	-22.99%	B	-22																												
2025/01/28	1.187	Buy_Panda_ST	No Trade	50.57%	50	Research	-85	-98	Research Defcon Buy	-8.76%	-24.28%	B	-18																												
2025/01/29	1.185	Buy_Panda_ST	No Trade	51.23%	50	Research	-85	-98	Research Defcon Buy	-8.87%	-24.87%	B	-14																												
2025/01/30	1.095	No Trade	No Trade	91.10%	50	Research	-85	-100	Research Defcon Buy	-15.77%	-30.44%	A	-12																												
2025/01/31	1.157	No Trade	No Trade	63.12%	0	Research	-85	0	Absolutely no Trade	-10.93%	-25.97%	C	-12																												
2025/02/03	1.149	No Trade	No Trade	65.97%	50	Research	-85	-95	Research Defcon Buy	-11.42%	-23.18%	B	-13																												
2025/02/04	1.159	No Trade	No Trade	61.71%	0	Research	-85	0	Absolutely no Trade	-10.68%	-23.56%	C	-15																												
2025/02/05	1.158	No Trade	No Trade	61.72%	0	Research	-85	0	Absolutely no Trade	-10.69%	-22.72%	C	-15																												
2025/02/06	1.167	No Trade	No Trade	57.52%	0	Research	-85	0	Absolutely no Trade	-9.96%	-17.54%	C	-13																												
2025/02/07	1.157	No Trade	No Trade	61.91%	0	Research	-85	0	Absolutely no Trade	-10.72%	-14.56%	C	-13																												
2025/02/10	1.188	Buy_Panda_ST	Buy_Panda_ST	47.05%	0	Research	-85	0	Absolutely no Trade	-8.14%	-12.33%	C	-12																												
2025/02/11	1.197	No Trade	No Trade	43.24%	0	Research	-85	0	Absolutely no Trade	-7.49%	-11.64%	C	-8																												
2025/02/12	1.202	No Trade	No Trade	40.75%	0	Research	-85	0	Absolutely no Trade	-7.06%	-11.21%	C	-2																												
2025/02/13	1.226	No Trade	No Trade	29.56%	0	Absolutely No	0	0	Absolutely no Trade	-5.12%	-9.27%	C	3																												
2025/02/14	1.205	No Trade	No Trade	38.86%	0	Research	-85	0	Absolutely no Trade	-6.73%	-10.64%	C	8																												
2025/02/17	1.205	No Trade	No Trade	38.17%	0	Research	-85	0	Absolutely no Trade	-6.61%	-9.41%	C	10																												
2025/02/18	1.221	No Trade	No Trade	30.78%	0	Absolutely No	0	0	Absolutely no Trade	-5.33%	-10.46%	C	11																												
2025/02/19	1.211	No Trade	No Trade	34.89%	0	Research	-85	0	Absolutely no Trade	-6.04%	-12.26%	C	9																												
2025/02/20	1.231	No Trade	No Trade	25.77%	0	Absolutely No	0	0	Absolutely no Trade	-4.46%	-8.89%	C	12																												
2025/02/21	1.242	No Trade	No Trade	20.66%	0	Absolutely No	0	0	Absolutely no Trade	-3.58%	-7.00%	C	16																												
2025/02/24	1.232	No Trade	No Trade	24.14%	0	Absolutely No	0	0	Absolutely no Trade	-4.18%	-9.42%	C	20																												
2025/02/25	1.253	No Trade	No Trade	14.71%	0	Absolutely No	0	0	Absolutely no Trade	-2.55%	-2.47%	C	24																												
2025/02/26	1.218	No Trade	No Trade	30.09%	0	Absolutely No	0	0	Absolutely no Trade	-5.21%	-5.53%	C	27																												
2025/02/27	1.216	No Trade	No Trade	30.62%	0	Absolutely No	0	0	Absolutely no Trade	-5.30%	-5.50%	C	27																												
2025/02/28	1.218	No Trade	No Trade	29.64%	0	Absolutely No	0	0	Absolutely no Trade	-5.13%	-11.55%	C	28																												
2025/03/03	1.220	No Trade	No Trade	28.20%	0	Absolutely No	0	0	Absolutely no Trade	-4.88%	-10.71%	C	25																												
2025/03/04	1.219	No Trade	No Trade	28.13%	0	Absolutely No	0	0	Absolutely no Trade	-4.87%	-8.20%	C	23																												
2025/03/05	1.232	No Trade	No Trade	22.33%	0	Absolutely No	0	0	Absolutely no Trade	-3.87%	-7.43%	C	19																												
2025/03/06	1.244	No Trade	No Trade	16.69%	0	Absolutely No	0	0	Absolutely no Trade	-2.89%	-7.07%	C	18																												
2025/03/07	1.261	No Trade	No Trade	8.68%	0	Absolutely No	0	0	Absolutely no Trade	-1.50%	-5.02%	C	20																												
2025/03/10	1.249	No Trade	No Trade	13.38%	0	Absolutely No	0	0	Absolutely no Trade	-2.32%	-6.67%	C	22																												
2025/03/11	1.219	No Trade	No Trade	26.49%	0	Absolutely No	0	0	Absolutely no Trade	-4.59%	-8.29%	C	23																												
2025/03/12	1.225	No Trade	No Trade	23.91%	0	Absolutely No	0	0	Absolutely no Trade	-4.14%	-8.85%	C	26																												
2025/03/13	1.219	No Trade	No Trade	26.37%	0	Absolutely No	0	0	Absolutely no Trade	-4.56%	-9.09%	C	23																												
2025/03/14	1.212	No Trade	No Trade	28.94%	0	Absolutely No	0	0	Absolutely no Trade	-5.01%	-11.08%	C	20																												
2025/03/17	1.214	No Trade	No Trade	27.54%	0	Absolutely No	0	0	Absolutely no Trade	-4.77%	-9.97%	C	14																												
2025/03/18	1.221	No Trade	No Trade	26.07%	0	Absolutely No	0	0	Absolutely no Trade	-4.20%	-9.42%	C	8																												



Date	9_day	9 vs 21_day	33_day
2025/01/29	Buy_9day	Sell 9 vs 21	Sell 33_Day
2025/01/30	Sell_9day	Sell 9 vs 21	Sell 33_Day
2025/01/31	Sell_9day	Sell 9 vs 21	Sell 33_Day
2025/02/03	Sell_9day	Sell 9 vs 21	Sell 33_Day
2025/02/04	Sell_9day	Sell 9 vs 21	Sell 33_Day
2025/02/05	Sell_9day	Sell 9 vs 21	Sell 33_Day
2025/02/06	Buy_9day	Sell 9 vs 21	Sell 33_Day
2025/02/07	Sell_9day	Sell 9 vs 21	Sell 33_Day
2025/02/10	Buy_9day	Sell 9 vs 21	Buy 33_Day
2025/02/11	Buy_9day	Sell 9 vs 21	Buy 33_Day
2025/02/12	Buy_9day	Sell 9 vs 21	Buy 33_Day
2025/02/13	Buy_9day	Buy 9 vs 21	Buy 33_Day
2025/02/14	Buy_9day	Buy 9 vs 21	Buy 33_Day
2025/02/17	Buy_9day	Buy 9 vs 21	Buy 33_Day
2025/02/18	Buy_9day	Buy 9 vs 21	Buy 33_Day
2025/02/19	Buy_9day	Buy 9 vs 21	Buy 33_Day
2025/02/20	Buy_9day	Buy 9 vs 21	Buy 33_Day
2025/02/21	Buy_9day	Buy 9 vs 21	Buy 33_Day
2025/02/24	Buy_9day	Buy 9 vs 21	Buy 33_Day
2025/02/25	Buy_9day	Buy 9 vs 21	Buy 33_Day
2025/02/26	Sell_9day	Buy 9 vs 21	Buy 33_Day
2025/02/27	Sell_9day	Buy 9 vs 21	Buy 33_Day
2025/02/28	Sell_9day	Buy 9 vs 21	Buy 33_Day
2025/03/03	Sell_9day	Buy 9 vs 21	Buy 33_Day
2025/03/04	Sell_9day	Buy 9 vs 21	Buy 33_Day
2025/03/05	Buy_9day	Buy 9 vs 21	Buy 33_Day
2025/03/06	Buy_9day	Buy 9 vs 21	Buy 33_Day
2025/03/07	Buy_9day	Buy 9 vs 21	Buy 33_Day
2025/03/10	Buy_9day	Buy 9 vs 21	Buy 33_Day
2025/03/11	Sell_9day	Buy 9 vs 21	Buy 33_Day
2025/03/12	Sell_9day	Buy 9 vs 21	Buy 33_Day
2025/03/13	Sell_9day	Buy 9 vs 21	Buy 33_Day
2025/03/14	Sell_9day	Buy 9 vs 21	Buy 33_Day
2025/03/17	Sell_9day	Buy 9 vs 21	Buy 33_Day
2025/03/18	Sell_9day	Buy 9 vs 21	Buy 33_Day

Strategy Universe	Pairs_NYSE_Health Care Providers	Ascendant guidance	Trade	Strategy_Open Date	2025/01/29	Caterpillar Guidance	Apply Caution	
<div><div><div>CI.NYS</div><div>21 per. Mov. Avg. (CI.NYS)</div><div>Linear (CI.NYS)</div></div><div><div>ABC.NYS</div><div>21 per. Mov. Avg. (ABC.NYS)</div><div>Linear (ABC.NYS)</div></div></div> 							<div>(+) : Mom Days0</div> <div>(-) : Mom Days6</div> <div>Guided : Factor9 vs 21 day</div> <div>324_Buy Guidance88.5%</div> <div>324_Sell Guidance0.0%</div> <div>Mom_75 (days)-9.4%</div> <div>9 vs 21 day0.15%</div> <div>Price vs 9 day-0.70%</div>	

S
e
l
l

NPK.NYS

National Presto Industries Inc.

Aerospace & Defense

Aerospace & Defence

New York

Market Cap : (B)559

Price

Price

Individual Instrument

Individual Instrument

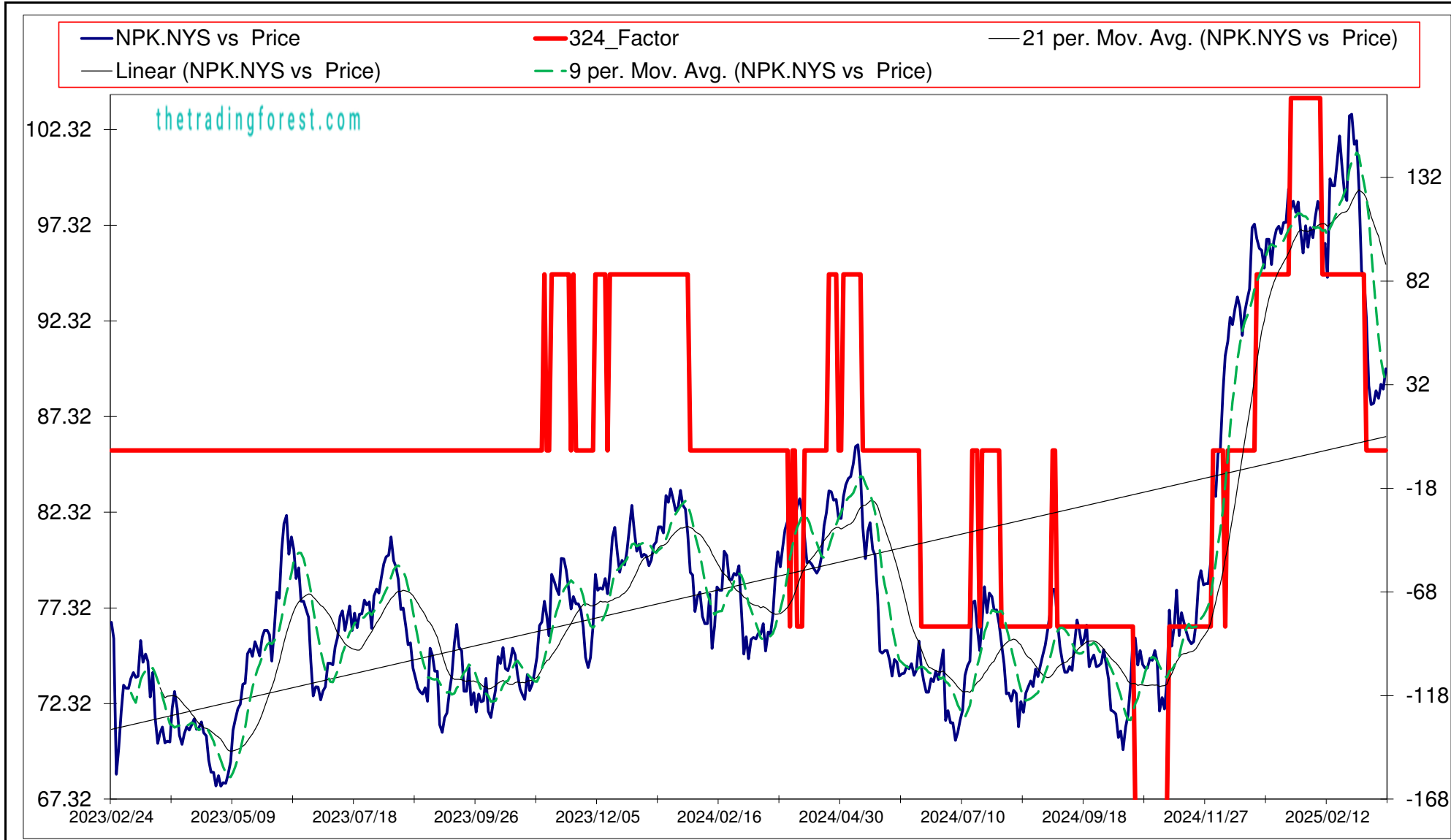
Individual Instrument

Market Cap : (B)0

Follow the " 3day to 5day waiting period " before entering the trade : understand the Graph, Trend and Variables

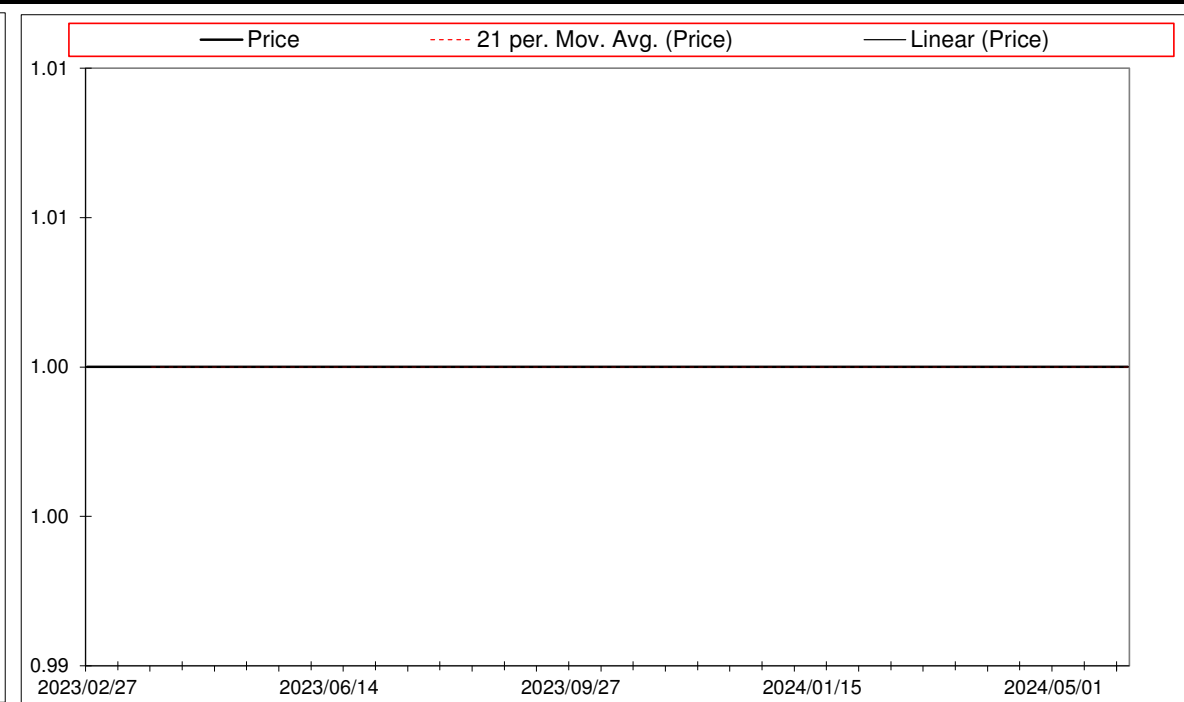
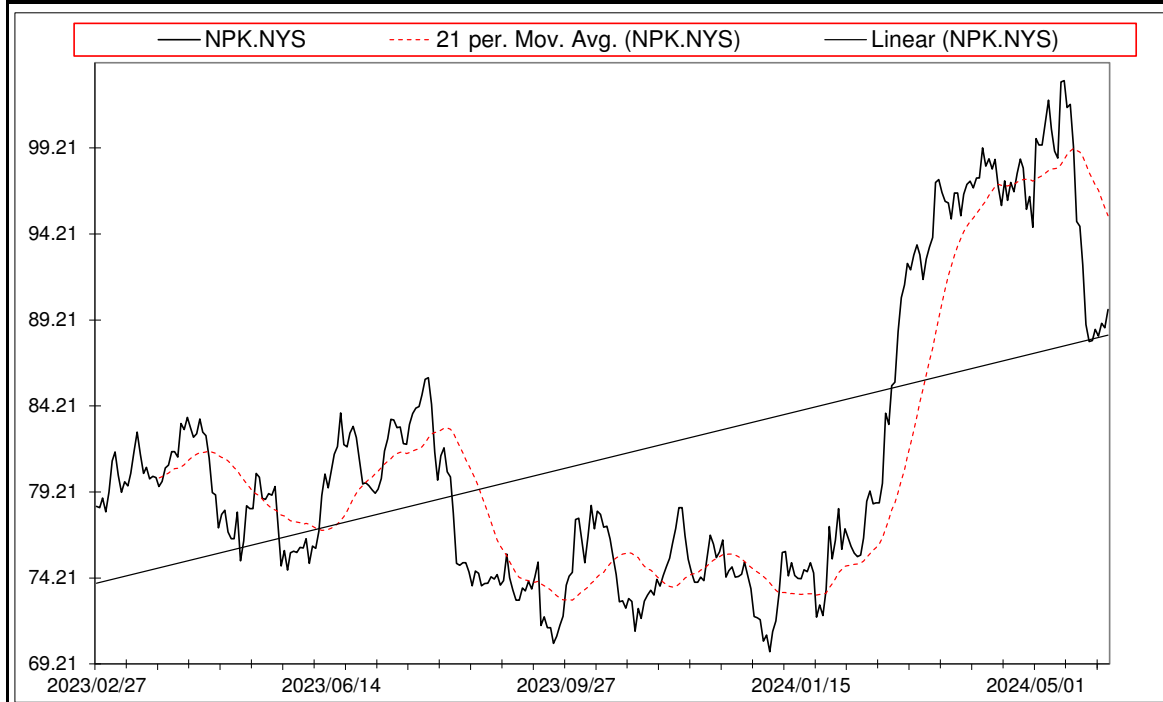
Plan your enrty levels. Focus on the process not the outcome. Expect further short-term deviation from the trade signal. "Patience"

-2.330														33.532														-14.391															
Date	Price or Relative Price	Short_Term_ Radar	Medium_ Term_Radar	Caterpillar_ %	Wise_ Owl(Rnk)	324_Factor	Factor_324	Defcon _Index	Defcon _Index_Trade	Margin of Safety	75_Day_Mom	Trade_Rating (Guidance)	Trendsum																														
2025/01/22	98.160	No Trade	No Trade	91.33%	90	Research	170	99	Research Defon Sell	13.19%	36.39%	AAA	28																														
2025/01/23	98.580	No Trade	No Trade	94.40%	90	Research	170	99	Research Defon Sell	13.64%	37.11%	AAA	28																														
2025/01/24	97.990	No Trade	No Trade	89.41%	90	Research	170	99	Research Defon Sell	12.92%	36.51%	AAA	28																														
2025/01/27	98.540	No Trade	No Trade	92.94%	90	Research	170	99	Research Defon Sell	13.43%	39.69%	AAA	25																														
2025/01/28	96.940	Sell_Panda_ST	Sell_Panda_ST	79.92%	90	Research	170	98	Research Defon Sell	11.54%	36.75%	AAA	22																														
2025/01/29	95.870	Sell_Panda_ST	Sell_Panda_ST	71.12%	75	Research	170	97	Research Defon Sell	10.27%	37.13%	AA	17																														
2025/01/30	97.300	Sell_Panda_ST	No Trade	82.22%	75	Research	170	98	Research Defon Sell	11.88%	36.85%	AA	12																														
2025/01/31	96.170	No Trade	No Trade	72.95%	60	Research	170	97	Research Defon Sell	10.54%	34.11%	A	10																														
2025/02/03	97.200	No Trade	No Trade	80.31%	75	Research	170	98	Research Defon Sell	11.60%	32.55%	AA	8																														
2025/02/04	96.670	No Trade	No Trade	75.82%	75	Research	170	97	Research Defon Sell	10.95%	27.72%	AA	4																														
2025/02/05	97.730	No Trade	No Trade	83.97%	75	Research	170	99	Research Defon Sell	12.13%	29.02%	AA	3																														
2025/02/06	98.570	No Trade	No Trade	90.36%	75	Research	170	99	Research Defon Sell	13.05%	32.61%	AA	4																														
2025/02/07	98.040	No Trade	No Trade	85.87%	75	Research	170	99	Research Defon Sell	12.40%	30.56%	AA	6																														
2025/02/10	95.640	No Trade	No Trade	66.00%	50	Research	85	96	Research Defon Sell	9.53%	28.62%	B	4																														
2025/02/11	96.380	No Trade	No Trade	71.60%	50	Research	85	97	Research Defon Sell	10.34%	29.93%	B	3																														
2025/02/12	94.590	No Trade	No Trade	57.14%	50	Research	85	95	Research Defon Sell	8.25%	27.53%	B	0																														
2025/02/13	99.750	No Trade	No Trade	97.74%	50	Research	85	100	Research Defon Sell	14.12%	33.55%	A	0																														
2025/02/14	99.380	No Trade	No Trade	94.52%	50	Research	85	100	Research Defon Sell	13.65%	33.25%	A	0																														
2025/02/17	99.380	No Trade	No Trade	93.68%	50	Research	85	100	Research Defon Sell	13.53%	32.35%	A	1																														
2025/02/18	100.680	No Trade	No Trade	100.00%	50	Research	85	100	Research Defon Sell	14.98%	35.14%	A	0																														
2025/02/19	101.990	No Trade	No Trade	100.00%	50	Research	85	100	Research Defon Sell	16.43%	41.79%	A	1																														
2025/02/20	100.310	No Trade	No Trade	88.08%	50	Research	85	98	Research Defon Sell	14.47%	38.09%	B	3																														
2025/02/21	99.020	No Trade	No Trade	78.87%	50	Research	85	97	Research Defon Sell	12.96%	37.47%	B	5																														
2025/02/24	98.620	No Trade	No Trade	75.36%	50	Research	85	97	Research Defon Sell	12.38%	34.12%	B	7																														
2025/02/25	103.040	No Trade	No Trade	100.00%	50	Research	85	100	Research Defon Sell	17.38%	33.47%	A	8																														
2025/02/26	103.120	No Trade	No Trade	100.00%	50	Research	85	100	Research Defon Sell	17.43%	36.91%	A	7																														
2025/02/27	101.550	No Trade	No Trade	89.50%	50	Research	85	98	Research Defon Sell	15.60%	32.94%	B	6																														
2025/02/28	101.740	No Trade	No Trade	90.51%	50	Research	85	99	Research Defon Sell	15.77%	30.02%	B	4																														
2025/03/03	99.290	No Trade	No Trade	73.82%	50	Research	85	96	Research Defon Sell	12.86%	30.87%	B	4																														
2025/03/04	94.940	No Trade	No Trade	45.22%	0	Research	85	0	Absolutely no Trade	7.88%	23.19%	C	1																														
2025/03/05	94.660	No Trade	No Trade	43.17%	0	Research	85	0	Absolutely no Trade	7.52%	23.61%	C	-1																														
2025/03/06	92.420	No Trade	No Trade	28.36%	0	Absolutely No	0	0	Absolutely no Trade	4.94%	21.53%	C	-2																														
2025/03/07	88.940	No Trade	No Trade	5.48%	0	Absolutely No	0	0	Absolutely no Trade	0.95%	17.57%	C	-3																														
2025/03/10	87.950	No Trade	No Trade	1.70%	0	Absolutely No	0	0	Absolutely no Trade	-0.28%	16.57%	C	-5																														
2025/03/11	88.020	No Trade	No Trade	1.43%	0	Absolutely No	0	0	Absolutely no Trade	-0.23%	16.51%	C	-7																														
2025/03/12	88.670	No Trade	No Trade	2.69%	0	Absolutely No	0	0	Absolutely no Trade	0.47%	15.88%	C	-12																														
2025/03/13	88.280	No Trade	No Trade	0.05%	0	Absolutely No	0	0	Absolutely no Trade	-0.01%	12.22%	C	-16																														
2025/03/14	89.010	No Trade	No Trade	4.49%	0	Absolutely No	0	0	Absolutely no Trade	0.78%	12.29%	C	-18																														
2025/03/17	88.750	No Trade	No Trade	2.19%	0	Absolutely No	0	0	Absolutely no Trade	0.38%	13.03%	C	-17																														
2025/03/18	89.820	No Trade	No Trade	8.93%	0	Absolutely No	0	0	Absolutely no Trade	1.56%	14.30%	C	-15																														



Date	9 day	9 vs 21 day	33 day
2025/01/30	Sell_9day	Buy 9 vs 21	Buy 33_Day
2025/01/31	Sell_9day	Buy 9 vs 21	Buy 33_Day
2025/02/03	Sell_9day	Buy 9 vs 21	Buy 33_Day
2025/02/04	Sell_9day	Buy 9 vs 21	Buy 33_Day
2025/02/05	Buy_9day	Sell 9 vs 21	Buy 33_Day
2025/02/06	Buy_9day	Sell 9 vs 21	Buy 33_Day
2025/02/07	Buy_9day	Sell 9 vs 21	Buy 33_Day
2025/02/10	Sell_9day	Sell 9 vs 21	Sell 33_Day
2025/02/11	Sell_9day	Sell 9 vs 21	Sell 33_Day
2025/02/12	Sell_9day	Sell 9 vs 21	Sell 33_Day
2025/02/13	Buy_9day	Sell 9 vs 21	Buy 33_Day
2025/02/14	Buy_9day	Sell 9 vs 21	Buy 33_Day
2025/02/17	Buy_9day	Buy 9 vs 21	Buy 33_Day
2025/02/18	Buy_9day	Buy 9 vs 21	Buy 33_Day
2025/02/19	Buy_9day	Buy 9 vs 21	Buy 33_Day
2025/02/20	Buy_9day	Buy 9 vs 21	Buy 33_Day
2025/02/21	Sell_9day	Buy 9 vs 21	Buy 33_Day
2025/02/24	Sell_9day	Buy 9 vs 21	Buy 33_Day
2025/02/25	Buy_9day	Buy 9 vs 21	Buy 33_Day
2025/02/26	Buy_9day	Buy 9 vs 21	Buy 33_Day
2025/02/27	Buy_9day	Buy 9 vs 21	Buy 33_Day
2025/02/28	Buy_9day	Buy 9 vs 21	Buy 33_Day
2025/03/03	Sell_9day	Buy 9 vs 21	Buy 33_Day
2025/03/04	Sell_9day	Buy 9 vs 21	Sell 33_Day
2025/03/05	Sell_9day	Buy 9 vs 21	Sell 33_Day
2025/03/06	Sell_9day	Buy 9 vs 21	Sell 33_Day
2025/03/07	Sell_9day	Sell 9 vs 21	Sell 33_Day
2025/03/10	Sell_9day	Sell 9 vs 21	Sell 33_Day
2025/03/11	Sell_9day	Sell 9 vs 21	Sell 33_Day
2025/03/12	Sell_9day	Sell 9 vs 21	Sell 33_Day
2025/03/13	Sell_9day	Sell 9 vs 21	Sell 33_Day
2025/03/14	Sell_9day	Sell 9 vs 21	Sell 33_Day
2025/03/17	Sell_9day	Sell 9 vs 21	Sell 33_Day
2025/03/18	Buy_9day	Sell 9 vs 21	Sell 33_Day

Strategy Universe	NYSE	Ascendant guidance	Trade	Strategy_Open Date	2025/01/28	Caterpillar Guidance	Trade
-------------------	------	--------------------	-------	--------------------	------------	----------------------	-------



(+) : Mom Days	0
(-) : Mom Days	0
Guided : Factor	9 vs 21 day
324_Buy Guidance	0.0%
324_Sell Guidance	87.1%
Mom_75 (days)	14.3%
9 vs 21 day	-6.49%
Price vs 9 day	0.81%

Seil

MS.NYS

Morgan Stanley

Financial

Capital Markets

New York

Market Cap : (B)

216 990

Follow the " 3day to 5day waiting period " before entering the trade : understand the Graph, Trend and Variables

FIS.NYS

Fidelity National Information Services

Financial

Financial Services

New York

Market Cap : (B)

46 342

Plan your entry levels. Focus on the process not the outcome. Expect further short-term deviation from the trade signal. "Patience"

-2.296										46.736					-20.357
Date	Price or Relative Price	Short_Term_ Radar	Medium_ Term_Radar	Caterpillar_ %	Wise_ Owl(Rnk)	324_Factor	Factor_324	Defcon _Index	Defcon _Index_Trade	Margin of Safety	75_Day_Mom	Trade_Rating (Guidance)	Trendsum		
2025/01/22	1.732	No Trade	No Trade	48.57%	0	Absolutely No	0	98	Research Defon Sell	12.42%	38.65%	C	20		
2025/01/23	1.738	No Trade	No Trade	51.14%	0	Absolutely No	0	99	Research Defon Sell	12.75%	36.34%	C	20		
2025/01/24	1.739	No Trade	No Trade	52.45%	0	Absolutely No	0	99	Research Defon Sell	12.80%	36.23%	C	20		
2025/01/27	1.685	Sell_Panda_ST	No Trade	37.27%	0	Absolutely No	0	96	Research Defon Sell	9.10%	34.65%	C	19		
2025/01/28	1.724	Sell_Panda_ST	No Trade	48.39%	0	Absolutely No	0	98	Research Defon Sell	11.58%	36.56%	C	14		
2025/01/29	1.720	No Trade	No Trade	47.12%	0	Absolutely No	0	98	Research Defon Sell	11.28%	37.65%	C	8		
2025/01/30	1.705	No Trade	No Trade	42.80%	0	Absolutely No	0	97	Research Defon Sell	10.25%	33.90%	C	3		
2025/01/31	1.699	No Trade	No Trade	41.02%	0	Absolutely No	0	97	Research Defon Sell	9.82%	32.85%	C	0		
2025/02/03	1.675	No Trade	No Trade	33.90%	0	Absolutely No	0	95	Research Defon Sell	8.12%	32.93%	C	-3		
2025/02/04	1.678	No Trade	No Trade	34.34%	0	Absolutely No	0	95	Research Defon Sell	8.22%	26.04%	C	-5		
2025/02/05	1.689	No Trade	No Trade	37.30%	0	Absolutely No	0	96	Research Defon Sell	8.93%	27.18%	C	-8		
2025/02/06	1.703	No Trade	No Trade	40.67%	0	Absolutely No	0	97	Research Defon Sell	9.74%	27.92%	C	-9		
2025/02/07	1.678	No Trade	No Trade	33.83%	0	Absolutely No	0	95	Research Defon Sell	8.10%	28.62%	C	-10		
2025/02/10	1.661	No Trade	No Trade	28.67%	0	Absolutely No	0	0	Absolutely no Trade	6.86%	25.67%	C	-14		
2025/02/11	1.883	No Trade	No Trade	88.15%	50	Research	85	100	Research Defon Sell	21.11%	43.15%	A	-15		
2025/02/12	1.889	No Trade	No Trade	89.44%	50	Research	85	100	Research Defon Sell	21.41%	43.19%	A	-17		
2025/02/13	1.940	No Trade	No Trade	100.00%	50	Research	85	100	Research Defon Sell	24.64%	48.93%	A	-17		
2025/02/14	2.014	No Trade	No Trade	100.00%	50	Research	85	100	Research Defon Sell	29.34%	53.65%	A	-15		
2025/02/17	2.014	No Trade	No Trade	99.38%	50	Research	85	100	Research Defon Sell	29.16%	51.98%	A	-11		
2025/02/18	2.020	No Trade	No Trade	100.00%	50	Research	85	100	Research Defon Sell	29.44%	55.38%	A	-6		
2025/02/19	2.027	No Trade	No Trade	100.00%	50	Research	85	100	Research Defon Sell	29.83%	56.43%	A	-4		
2025/02/20	1.923	No Trade	No Trade	77.61%	0	Research	85	0	Absolutely no Trade	23.15%	46.65%	C	-2		
2025/02/21	1.885	No Trade	No Trade	69.27%	0	Research	85	0	Absolutely no Trade	20.67%	45.61%	C	1		
2025/02/24	1.874	No Trade	No Trade	66.19%	0	Research	85	0	Absolutely no Trade	19.75%	37.68%	C	0		
2025/02/25	1.870	No Trade	No Trade	65.21%	0	Research	85	0	Absolutely no Trade	19.45%	22.92%	C	-3		
2025/02/26	1.902	No Trade	No Trade	71.85%	0	Research	85	0	Absolutely no Trade	21.43%	28.34%	C	-7		
2025/02/27	1.866	No Trade	No Trade	64.08%	0	Research	85	0	Absolutely no Trade	19.11%	26.89%	C	-9		
2025/02/28	1.872	No Trade	No Trade	65.03%	0	Research	85	0	Absolutely no Trade	19.40%	24.36%	C	-12		
2025/03/03	1.789	No Trade	No Trade	46.73%	0	Research	85	0	Absolutely no Trade	13.94%	18.44%	C	-15		
2025/03/04	1.742	No Trade	No Trade	36.54%	0	Research	85	0	Absolutely no Trade	10.90%	16.60%	C	-18		
2025/03/05	1.776	No Trade	No Trade	43.81%	0	Research	85	0	Absolutely no Trade	13.07%	18.66%	C	-20		
2025/03/06	1.696	No Trade	No Trade	26.43%	0	Research	85	0	Absolutely no Trade	7.89%	11.09%	C	-21		
2025/03/07	1.674	No Trade	No Trade	21.56%	0	Research	85	0	Absolutely no Trade	6.43%	10.63%	C	-22		
2025/03/10	1.567	No Trade	No Trade	2.36%	0	Absolutely No	0	-67	Absolutely no Trade	-0.49%	2.01%	C	-24		
2025/03/11	1.645	No Trade	No Trade	14.73%	0	Absolutely No	0	0	Absolutely no Trade	4.39%	7.28%	C	-26		
2025/03/12	1.674	No Trade	No Trade	20.69%	0	Research	85	0	Absolutely no Trade	6.17%	6.00%	C	-29		
2025/03/13	1.601	No Trade	No Trade	5.14%	0	Absolutely No	0	0	Absolutely no Trade	1.53%	2.33%	C	-30		
2025/03/14	1.627	No Trade	No Trade	10.48%	0	Absolutely No	0	0	Absolutely no Trade	3.13%	2.75%	C	-31		
2025/03/17	1.632	No Trade	No Trade	11.15%	0	Absolutely No	0	0	Absolutely no Trade	3.33%	5.62%	C	-30		
2025/03/18	1.612	No Trade	No Trade	6.56%	0	Absolutely No	0	0	Absolutely no Trade	1.96%	5.07%	C	-28		



Date	9 day	9 vs 21 day	33 day
2025/01/29	Sell_9day	Buy 9 vs 21	Buy 33_Day
2025/01/30	Sell_9day	Buy 9 vs 21	Buy 33_Day
2025/01/31	Sell_9day	Buy 9 vs 21	Buy 33_Day
2025/02/03	Sell_9day	Buy 9 vs 21	Sell 33_Day
2025/02/04	Sell_9day	Buy 9 vs 21	Sell 33_Day
2025/02/05	Sell_9day	Buy 9 vs 21	Buy 33_Day
2025/02/06	Buy_9day	Buy 9 vs 21	Buy 33_Day
2025/02/07	Sell_9day	Buy 9 vs 21	Sell 33_Day
2025/02/10	Sell_9day	Sell 9 vs 21	Sell 33_Day
2025/02/11	Buy_9day	Sell 9 vs 21	Buy 33_Day
2025/02/12	Buy_9day	Buy 9 vs 21	Buy 33_Day
2025/02/13	Buy_9day	Buy 9 vs 21	Buy 33_Day
2025/02/14	Buy_9day	Buy 9 vs 21	Buy 33_Day
2025/02/17	Buy_9day	Buy 9 vs 21	Buy 33_Day
2025/02/18	Buy_9day	Buy 9 vs 21	Buy 33_Day
2025/02/19	Buy_9day	Buy 9 vs 21	Buy 33_Day
2025/02/20	Sell_9day	Buy 9 vs 21	Buy 33_Day
2025/02/21	Sell_9day	Buy 9 vs 21	Buy 33_Day
2025/02/24	Sell_9day	Buy 9 vs 21	Buy 33_Day
2025/02/25	Sell_9day	Buy 9 vs 21	Buy 33_Day
2025/02/26	Sell_9day	Buy 9 vs 21	Buy 33_Day
2025/02/27	Sell_9day	Buy 9 vs 21	Buy 33_Day
2025/02/28	Sell_9day	Buy 9 vs 21	Buy 33_Day
2025/03/03	Sell_9day	Buy 9 vs 21	Sell 33_Day
2025/03/04	Sell_9day	Buy 9 vs 21	Sell 33_Day
2025/03/05	Sell_9day	Sell 9 vs 21	Sell 33_Day
2025/03/06	Sell_9day	Sell 9 vs 21	Sell 33_Day
2025/03/07	Sell_9day	Sell 9 vs 21	Sell 33_Day
2025/03/10	Sell_9day	Sell 9 vs 21	Sell 33_Day
2025/03/11	Sell_9day	Sell 9 vs 21	Sell 33_Day
2025/03/12	Sell_9day	Sell 9 vs 21	Sell 33_Day
2025/03/13	Sell_9day	Sell 9 vs 21	Sell 33_Day
2025/03/14	Sell_9day	Sell 9 vs 21	Sell 33_Day
2025/03/17	Sell_9day	Sell 9 vs 21	Sell 33_Day
2025/03/18	Sell_9day	Sell 9 vs 21	Sell 33_Day

Strategy Universe

Pairs_NYSE_Capital Markets

Ascendant guidance

Trade

Strategy_Open Date

2025/01/28

Caterpillar Guidance

Trade

MS.NYS

21 per. Mov. Avg. (MS.NYS)

Linear (MS.NYS)

FIS.NYS

21 per. Mov. Avg. (FIS.NYS)

Linear (FIS.NYS)

(+) : Mom Days

0

(-) : Mom Days

0

Guided : Factor

9 vs 21 day

324_Buy Guidance

0.0%

324_Sell Guidance

79.5%

Mom_75 (days)

5.1%

9 vs 21 day

-7.80%

Price vs 9 day

-1.52%

ABI.BRU

Follow the " 3day to 5day waiting period " before entering the trade : understand the Graph, Trend and Variables

DG.PAR

Plan your enrty levels. Focus on the process not the outcome. Expect further short-term deviation from the trade signal. "Patience"

B Anheuser Busch Inbev

u Consumer Staples

y Food and Beverage

Belgium

Market Cap : (B)

92 012

Vinci Sa

Industrials

Construction & Materials

France

Market Cap : (B)

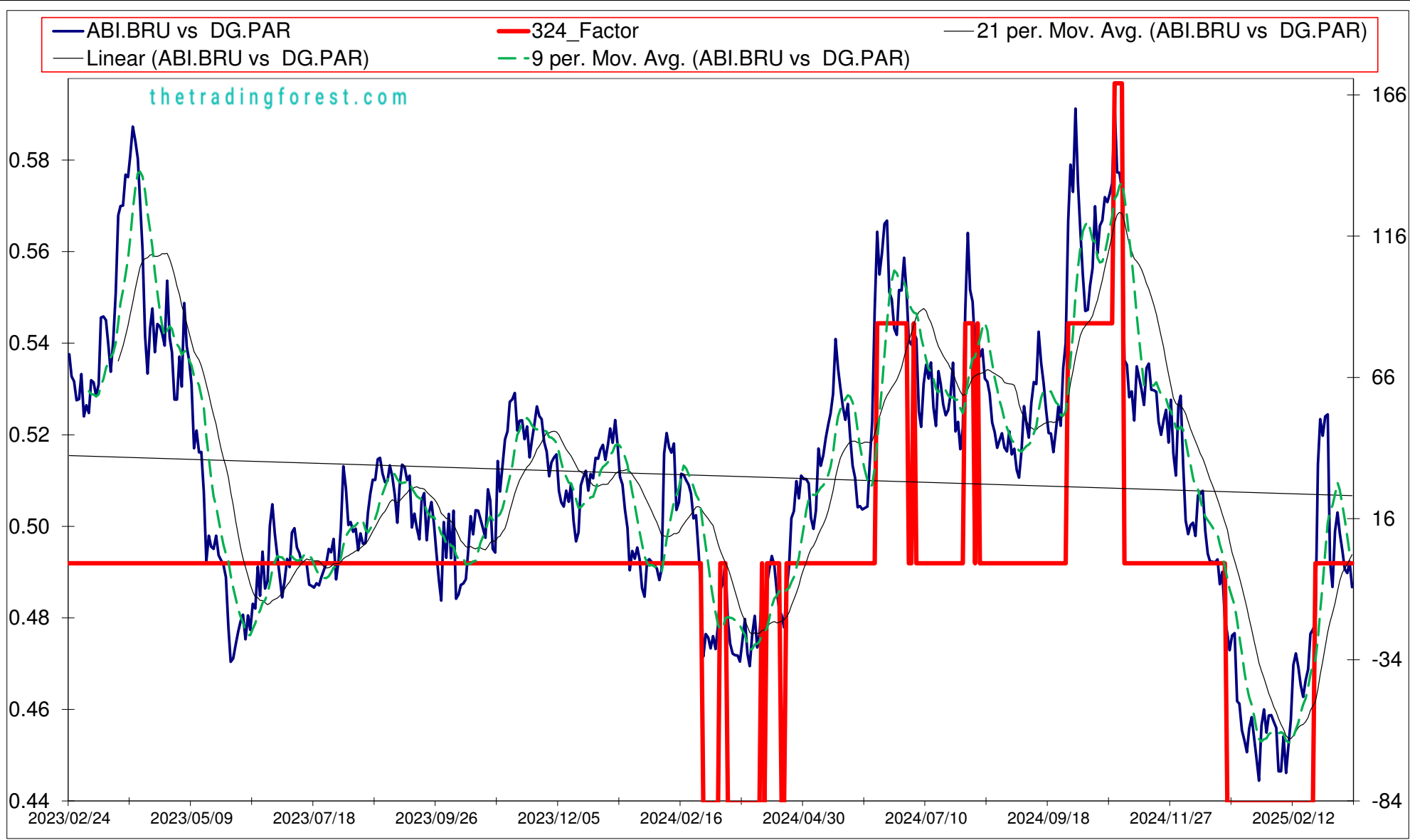
56 955

-1.167

-2.501

2.144

Date	Price or Relative Price	Short_Term_ Radar	Medium_ Term_Radar	Caterpillar_ %	Wise_ Owl(Rnk)	324_Factor	Factor_324	Defcon _Index	Defcon _Index_Trade	Margin of Safety	75_Day_Mom	Trade_Rating (Guidance)	Trendsum
2025/01/22	0.448	No Trade	No Trade	100.00%	60	Research	-85	-100	Research Defcon Buy	-11.71%	-24.10%	A	-42
2025/01/23	0.443	No Trade	No Trade	100.00%	60	Research	-85	-100	Research Defcon Buy	-12.60%	-22.72%	A	-43
2025/01/24	0.455	No Trade	No Trade	81.20%	50	Research	-85	-97	Research Defcon Buy	-10.23%	-19.23%	B	-43
2025/01/27	0.459	Buy_Panda_ST	No Trade	75.57%	50	Research	-85	-96	Research Defcon Buy	-9.52%	-17.16%	B	-40
2025/01/28	0.454	Buy_Panda_ST	No Trade	83.51%	50	Research	-85	-98	Research Defcon Buy	-10.52%	-16.87%	B	-37
2025/01/29	0.458	Buy_Panda_ST	No Trade	77.64%	50	Research	-85	-97	Research Defcon Buy	-9.79%	-16.22%	B	-35
2025/01/30	0.458	Buy_Panda_ST	No Trade	77.49%	50	Research	-85	-97	Research Defcon Buy	-9.77%	-17.01%	B	-32
2025/01/31	0.456	Buy_Panda_ST	No Trade	79.72%	50	Research	-85	-97	Research Defcon Buy	-10.05%	-17.84%	B	-30
2025/02/03	0.455	Buy_Panda_ST	No Trade	81.77%	50	Research	-85	-97	Research Defcon Buy	-10.31%	-20.03%	B	-29
2025/02/04	0.446	No Trade	No Trade	96.59%	50	Research	-85	-100	Research Defcon Buy	-12.17%	-20.26%	A	-27
2025/02/05	0.446	No Trade	No Trade	96.56%	50	Research	-85	-100	Research Defcon Buy	-12.17%	-21.10%	A	-27
2025/02/06	0.453	No Trade	No Trade	84.49%	50	Research	-85	-98	Research Defcon Buy	-10.65%	-19.91%	B	-27
2025/02/07	0.445	No Trade	No Trade	97.13%	50	Research	-85	-100	Research Defcon Buy	-12.24%	-22.04%	A	-28
2025/02/10	0.451	No Trade	No Trade	88.19%	50	Research	-85	-98	Research Defcon Buy	-11.11%	-20.89%	B	-30
2025/02/11	0.457	No Trade	No Trade	78.78%	50	Research	-85	-97	Research Defcon Buy	-9.93%	-20.08%	B	-30
2025/02/12	0.469	Buy_Panda_ST	Buy_Panda_ST	60.12%	0	Research	-85	0	Absolutely no Trade	-7.58%	-18.32%	C	-26
2025/02/13	0.471	No Trade	No Trade	56.12%	0	Research	-85	0	Absolutely no Trade	-7.07%	-20.25%	C	-23
2025/02/14	0.468	No Trade	No Trade	60.79%	0	Research	-85	0	Absolutely no Trade	-7.66%	-18.75%	C	-18
2025/02/17	0.464	No Trade	No Trade	66.73%	50	Research	-85	-95	Research Defcon Buy	-8.41%	-19.40%	B	-14
2025/02/18	0.462	No Trade	No Trade	70.95%	50	Research	-85	-96	Research Defcon Buy	-8.94%	-19.36%	B	-11
2025/02/19	0.465	No Trade	No Trade	65.18%	50	Research	-85	-95	Research Defcon Buy	-8.21%	-13.06%	C	-10
2025/02/20	0.468	No Trade	No Trade	61.40%	0	Research	-85	0	Absolutely no Trade	-7.74%	-12.44%	C	-10
2025/02/21	0.476	No Trade	No Trade	49.33%	0	Research	-85	0	Absolutely no Trade	-6.22%	-9.80%	C	-5
2025/02/24	0.476	No Trade	No Trade	47.80%	0	Research	-85	0	Absolutely no Trade	-6.02%	-9.84%	C	-3
2025/02/25	0.478	No Trade	No Trade	45.37%	0	Absolutely No	0	0	Absolutely no Trade	-5.72%	-8.46%	C	0
2025/02/26	0.513	No Trade	No Trade	6.86%	0	Absolutely No	0	88	Research Defon Sell	1.11%	-4.00%	C	4
2025/02/27	0.522	No Trade	No Trade	18.86%	0	Absolutely No	0	89	Research Defon Sell	3.05%	-1.73%	C	8
2025/02/28	0.519	No Trade	No Trade	14.41%	0	Absolutely No	0	89	Research Defon Sell	2.33%	-1.92%	C	13
2025/03/03	0.523	No Trade	No Trade	19.63%	0	Absolutely No	0	89	Research Defon Sell	3.18%	-0.47%	C	18
2025/03/04	0.523	No Trade	No Trade	20.17%	0	Absolutely No	0	90	Research Defon Sell	3.27%	-1.91%	C	23
2025/03/05	0.491	No Trade	No Trade	24.16%	0	Absolutely No	0	0	Absolutely no Trade	-3.04%	-8.06%	C	26
2025/03/06	0.486	No Trade	No Trade	33.00%	0	Absolutely No	0	0	Absolutely no Trade	-4.16%	-8.14%	C	25
2025/03/07	0.498	No Trade	No Trade	13.99%	0	Absolutely No	0	0	Absolutely no Trade	-1.76%	-5.83%	C	24
2025/03/10	0.502	No Trade	No Trade	7.49%	0	Absolutely No	0	86	Research Defon Sell	-0.94%	-4.99%	C	19
2025/03/11	0.498	No Trade	No Trade	14.53%	0	Absolutely No	0	0	Absolutely no Trade	-1.83%	-4.66%	C	16
2025/03/12	0.494	No Trade	No Trade	20.32%	0	Absolutely No	0	0	Absolutely no Trade	-2.56%	-4.85%	C	14
2025/03/13	0.490	No Trade	No Trade	26.92%	0	Absolutely No	0	0	Absolutely no Trade	-3.39%	-6.23%	C	13
2025/03/14	0.489	No Trade	No Trade	28.13%	0	Absolutely No	0	0	Absolutely no Trade	-3.55%	-6.80%	C	11
2025/03/17	0.491	No Trade	No Trade	24.16%	0	Absolutely No	0	0	Absolutely no Trade	-3.04%	-5.03%	C	10
2025/03/18	0.486	No Trade	No Trade	32.86%	0	Absolutely No	0	0	Absolutely no Trade	-4.14%	-7.77%	C	7



Date	9 day	9 vs 21 day	33 day
2025/01/29	Buy_9day	Sell 9 vs 21	Sell 33_Day
2025/01/30	Buy_9day	Sell 9 vs 21	Sell 33_Day
2025/01/31	Buy_9day	Sell 9 vs 21	Sell 33_Day
2025/02/03	Buy_9day	Sell 9 vs 21	Sell 33_Day
2025/02/04	Sell_9day	Sell 9 vs 21	Sell 33_Day
2025/02/05	Sell_9day	Sell 9 vs 21	Sell 33_Day
2025/02/06	Sell_9day	Sell 9 vs 21	Sell 33_Day
2025/02/07	Sell_9day	Sell 9 vs 21	Sell 33_Day
2025/02/10	Sell_9day	Sell 9 vs 21	Sell 33_Day
2025/02/11	Buy_9day	Sell 9 vs 21	Sell 33_Day
2025/02/12	Buy_9day	Sell 9 vs 21	Buy 33_Day
2025/02/13	Buy_9day	Buy 9 vs 21	Buy 33_Day
2025/02/14	Buy_9day	Buy 9 vs 21	Buy 33_Day
2025/02/17	Buy_9day	Buy 9 vs 21	Buy 33_Day
2025/02/18	Buy_9day	Buy 9 vs 21	Buy 33_Day
2025/02/19	Buy_9day	Buy 9 vs 21	Buy 33_Day
2025/02/20	Buy_9day	Buy 9 vs 21	Buy 33_Day
2025/02/21	Buy_9day	Buy 9 vs 21	Buy 33_Day
2025/02/24	Buy_9day	Buy 9 vs 21	Buy 33_Day
2025/02/25	Buy_9day	Buy 9 vs 21	Buy 33_Day
2025/02/26	Buy_9day	Buy 9 vs 21	Buy 33_Day
2025/02/27	Buy_9day	Buy 9 vs 21	Buy 33_Day
2025/02/28	Buy_9day	Buy 9 vs 21	Buy 33_Day
2025/03/03	Buy_9day	Buy 9 vs 21	Buy 33_Day
2025/03/04	Buy_9day	Buy 9 vs 21	Buy 33_Day
2025/03/05	Sell_9day	Buy 9 vs 21	Buy 33_Day
2025/03/06	Sell_9day	Buy 9 vs 21	Buy 33_Day
2025/03/07	Sell_9day	Buy 9 vs 21	Buy 33_Day
2025/03/10	Sell_9day	Buy 9 vs 21	Buy 33_Day
2025/03/11	Sell_9day	Buy 9 vs 21	Buy 33_Day
2025/03/12	Sell_9day	Buy 9 vs 21	Buy 33_Day
2025/03/13	Sell_9day	Buy 9 vs 21	Buy 33_Day
2025/03/14	Sell_9day	Buy 9 vs 21	Buy 33_Day
2025/03/17	Sell_9day	Buy 9 vs 21	Buy 33_Day
2025/03/18	Sell_9day	Sell 9 vs 21	Buy 33_Day



ITW.NYS

B
u
y

Illinois Tool Works

Industrial

Machinery

New York

Market Cap : (B)

80 897

SNA.NYS

Snap-on

Industrial

Machinery

New York

Market Cap : (B)

19 216

Follow the " 3day to 5day waiting period " before entering the trade : understand the Graph, Trend and Variables

Plan your enrty levels. Focus on the process not the outcome. Expect further short-term deviation from the trade signal. "Patience"

-2.104														-54.866														26.083													
Date	Price or Relative Price	Short_Term_ Radar	Medium_ Term_Radar	Caterpillar_ %	Wise_ Owl(Rnk)	324_Factor	Factor_324	Defcon _Index	Defcon _Index_Trade	Margin of Safety	75_Day_Mom	Trade_Rating (Guidance)	Trendsum																												
2025/01/22	0.737	No Trade	No Trade	50.93%	30	Absolutely No	0	-99	Research Defcon Buy	-5.70%	-18.16%	C	-32																												
2025/01/23	0.741	Buy_Panda_ST	No Trade	46.09%	0	Absolutely No	0	-99	Research Defcon Buy	-5.16%	-17.79%	C	-30																												
2025/01/24	0.742	Buy_Panda_ST	Buy_Panda_ST	44.84%	0	Absolutely No	0	-99	Research Defcon Buy	-5.01%	-17.16%	C	-27																												
2025/01/27	0.750	Buy_Panda_ST	Buy_Panda_ST	34.02%	0	Absolutely No	0	-98	Research Defcon Buy	-3.80%	-16.31%	C	-24																												
2025/01/28	0.734	No Trade	No Trade	51.97%	0	Absolutely No	0	-100	Research Defcon Buy	-5.81%	-18.24%	C	-23																												
2025/01/29	0.726	No Trade	No Trade	60.17%	50	Research	-85	-100	Research Defcon Buy	-6.73%	-19.04%	A	-22																												
2025/01/30	0.725	No Trade	No Trade	60.69%	50	Research	-85	-100	Research Defcon Buy	-6.79%	-18.77%	A	-20																												
2025/01/31	0.730	No Trade	No Trade	55.23%	50	Research	-85	-99	Research Defcon Buy	-6.18%	-17.23%	A	-22																												
2025/02/03	0.726	No Trade	No Trade	58.64%	50	Research	-85	-100	Research Defcon Buy	-6.56%	-17.91%	A	-24																												
2025/02/04	0.716	No Trade	No Trade	69.34%	50	Research	-85	-100	Research Defcon Buy	-7.76%	-18.19%	A	-24																												
2025/02/05	0.714	No Trade	No Trade	71.13%	50	Research	-85	-100	Research Defcon Buy	-7.96%	-10.22%	C	-26																												
2025/02/06	0.751	No Trade	No Trade	28.40%	0	Absolutely No	0	0	Absolutely no Trade	-3.18%	-6.23%	C	-25																												
2025/02/07	0.755	Buy_Panda_ST	Buy_Panda_ST	22.95%	0	Absolutely No	0	0	Absolutely no Trade	-2.57%	-4.75%	C	-25																												
2025/02/10	0.756	Buy_Panda_ST	Buy_Panda_ST	19.93%	0	Absolutely No	0	0	Absolutely no Trade	-2.23%	-4.85%	C	-22																												
2025/02/11	0.767	Buy_Panda_ST	Buy_Panda_ST	7.31%	0	Absolutely No	0	81	Research Defon Sell	-0.82%	-2.70%	C	-18																												
2025/02/12	0.765	Buy_Panda_ST	Buy_Panda_ST	9.42%	0	Absolutely No	0	80	Research Defon Sell	-1.05%	-2.56%	C	-13																												
2025/02/13	0.766	No Trade	No Trade	7.79%	0	Absolutely No	0	80	Research Defon Sell	-0.87%	-1.60%	C	-9																												
2025/02/14	0.762	No Trade	No Trade	11.95%	0	Absolutely No	0	80	Research Defon Sell	-1.34%	-1.39%	C	-5																												
2025/02/17	0.762	No Trade	No Trade	10.68%	0	Absolutely No	0	80	Research Defon Sell	-1.18%	-0.81%	C	-5																												
2025/02/18	0.765	No Trade	No Trade	6.27%	0	Absolutely No	0	80	Research Defon Sell	-0.68%	-3.62%	C	-4																												
2025/02/19	0.771	No Trade	No Trade	2.14%	0	Absolutely No	0	81	Research Defon Sell	0.22%	-2.47%	C	-1																												
2025/02/20	0.784	No Trade	No Trade	19.38%	0	Absolutely No	0	82	Research Defon Sell	1.97%	-1.51%	C	3																												
2025/02/21	0.787	No Trade	No Trade	22.94%	0	Absolutely No	0	83	Research Defon Sell	2.33%	-1.29%	C	4																												
2025/02/24	0.779	No Trade	No Trade	14.05%	0	Absolutely No	0	82	Research Defon Sell	1.42%	-2.34%	C	8																												
2025/02/25	0.775	No Trade	No Trade	9.39%	0	Absolutely No	0	81	Research Defon Sell	0.95%	-0.39%	C	11																												
2025/02/26	0.771	No Trade	No Trade	5.33%	0	Absolutely No	0	81	Research Defon Sell	0.54%	-0.24%	C	13																												
2025/02/27	0.775	No Trade	No Trade	11.18%	0	Absolutely No	0	82	Research Defon Sell	1.13%	2.40%	C	12																												
2025/02/28	0.774	No Trade	No Trade	9.97%	0	Absolutely No	0	81	Research Defon Sell	1.01%	2.08%	C	12																												
2025/03/03	0.785	No Trade	No Trade	26.03%	0	Absolutely No	0	83	Research Defon Sell	2.64%	4.30%	C	11																												
2025/03/04	0.775	No Trade	No Trade	13.82%	0	Absolutely No	0	82	Research Defon Sell	1.40%	2.58%	C	10																												
2025/03/05	0.782	No Trade	No Trade	23.37%	0	Absolutely No	0	82	Research Defon Sell	2.37%	3.68%	C	8																												
2025/03/06	0.793	No Trade	No Trade	38.04%	0	Absolutely No	0	83	Research Defon Sell	3.86%	4.62%	C	9																												
2025/03/07	0.802	No Trade	No Trade	50.91%	0	Absolutely No	0	85	Research Defon Sell	5.16%	6.18%	C	11																												
2025/03/10	0.789	No Trade	No Trade	34.61%	0	Absolutely No	0	83	Research Defon Sell	3.51%	4.98%	C	15																												
2025/03/11	0.759	No Trade	No Trade	3.70%	0	Absolutely No	0	0	Absolutely no Trade	-0.31%	1.96%	C	16																												
2025/03/12	0.772	Sell_Panda_ST	Sell_Panda_ST	14.02%	0	Absolutely No	0	82	Research Defon Sell	1.42%	3.36%	C	16																												
2025/03/13	0.773	Sell_Panda_ST	Sell_Panda_ST	15.55%	0	Absolutely No	0	82	Research Defon Sell	1.58%	3.20%	C	13																												
2025/03/14	0.767	No Trade	No Trade	8.68%	0	Absolutely No	0	81	Research Defon Sell	0.88%	2.84%	C	10																												
2025/03/17	0.778	No Trade	No Trade	24.80%	0	Absolutely No	0	82	Research Defon Sell	2.51%	4.48%	C	7																												
2025/03/18	0.773	No Trade	No Trade	19.41%	0	Absolutely No	0	82	Research Defon Sell	1.97%	3.45%	C	6																												



Date	9 day	9 vs 21 day	33 day
2025/01/29	Sell_9day	Sell 9 vs 21	Sell 33_Day
2025/01/30	Sell_9day	Sell 9 vs 21	Sell 33_Day
2025/01/31	Sell_9day	Sell 9 vs 21	Sell 33_Day
2025/02/03	Sell_9day	Sell 9 vs 21	Sell 33_Day
2025/02/04	Sell_9day	Sell 9 vs 21	Sell 33_Day
2025/02/05	Sell_9day	Sell 9 vs 21	Sell 33_Day
2025/02/06	Buy_9day	Sell 9 vs 21	Buy 33_Day
2025/02/07	Buy_9day	Sell 9 vs 21	Buy 33_Day
2025/02/10	Buy_9day	Sell 9 vs 21	Buy 33_Day
2025/02/11	Buy_9day	Sell 9 vs 21	Buy 33_Day
2025/02/12	Buy_9day	Buy 9 vs 21	Buy 33_Day
2025/02/13	Buy_9day	Buy 9 vs 21	Buy 33_Day
2025/02/14	Buy_9day	Buy 9 vs 21	Buy 33_Day
2025/02/17	Buy_9day	Buy 9 vs 21	Buy 33_Day
2025/02/18	Buy_9day	Buy 9 vs 21	Buy 33_Day
2025/02/19	Buy_9day	Buy 9 vs 21	Buy 33_Day
2025/02/20	Buy_9day	Buy 9 vs 21	Buy 33_Day
2025/02/21	Buy_9day	Buy 9 vs 21	Buy 33_Day
2025/02/24	Buy_9day	Buy 9 vs 21	Buy 33_Day
2025/02/25	Buy_9day	Buy 9 vs 21	Buy 33_Day
2025/02/26	Sell_9day	Buy 9 vs 21	Buy 33_Day
2025/02/27	Buy_9day	Buy 9 vs 21	Buy 33_Day
2025/02/28	Sell_9day	Buy 9 vs 21	Buy 33_Day
2025/03/03	Buy_9day	Buy 9 vs 21	Buy 33_Day
2025/03/04	Sell_9day	Buy 9 vs 21	Buy 33_Day
2025/03/05	Buy_9day	Buy 9 vs 21	Buy 33_Day
2025/03/06	Buy_9day	Buy 9 vs 21	Buy 33_Day
2025/03/07	Buy_9day	Buy 9 vs 21	Buy 33_Day
2025/03/10	Buy_9day	Buy 9 vs 21	Buy 33_Day
2025/03/11	Sell_9day	Buy 9 vs 21	Sell 33_Day
2025/03/12	Sell_9day	Buy 9 vs 21	Buy 33_Day
2025/03/13	Sell_9day	Buy 9 vs 21	Buy 33_Day
2025/03/14	Sell_9day	Buy 9 vs 21	Buy 33_Day
2025/03/17	Sell_9day	Buy 9 vs 21	Buy 33_Day
2025/03/18	Sell_9day	Buy 9 vs 21	Buy 33_Day

Strategy Universe

Pairs_NYSE_Industrial

Ascendant guidance

Research

Strategy_Open Date

2025/01/27

Caterpillar Guidance

Apply Caution

ITW.NYS

21 per. Mov. Avg. (ITW.NYS)

Linear (ITW.NYS)

SNA.NYS

21 per. Mov. Avg. (SNA.NYS)

Linear (SNA.NYS)

(+) : Mom Days

14

(-) : Mom Days

0

Guided : Factor

9 vs 21 day

324_Buy Guidance

0.0%

324_Sell Guidance

77.4%

Mom_75 (days)

3.4%

9 vs 21 day

0.11%

Price vs 9 day

-0.64%

SEI

CAH.NYS

Cardinal Health

Health Care

Health Care Providers & Services

New York

Market Cap : (B)

29 487

Follow the " 3day to 5day waiting period " before entering the trade : understand the Graph, Trend and Variables

XLV.ARC

SPDR Select Sector Fund - Health Care

Health Care

ETF_NYSE_Price

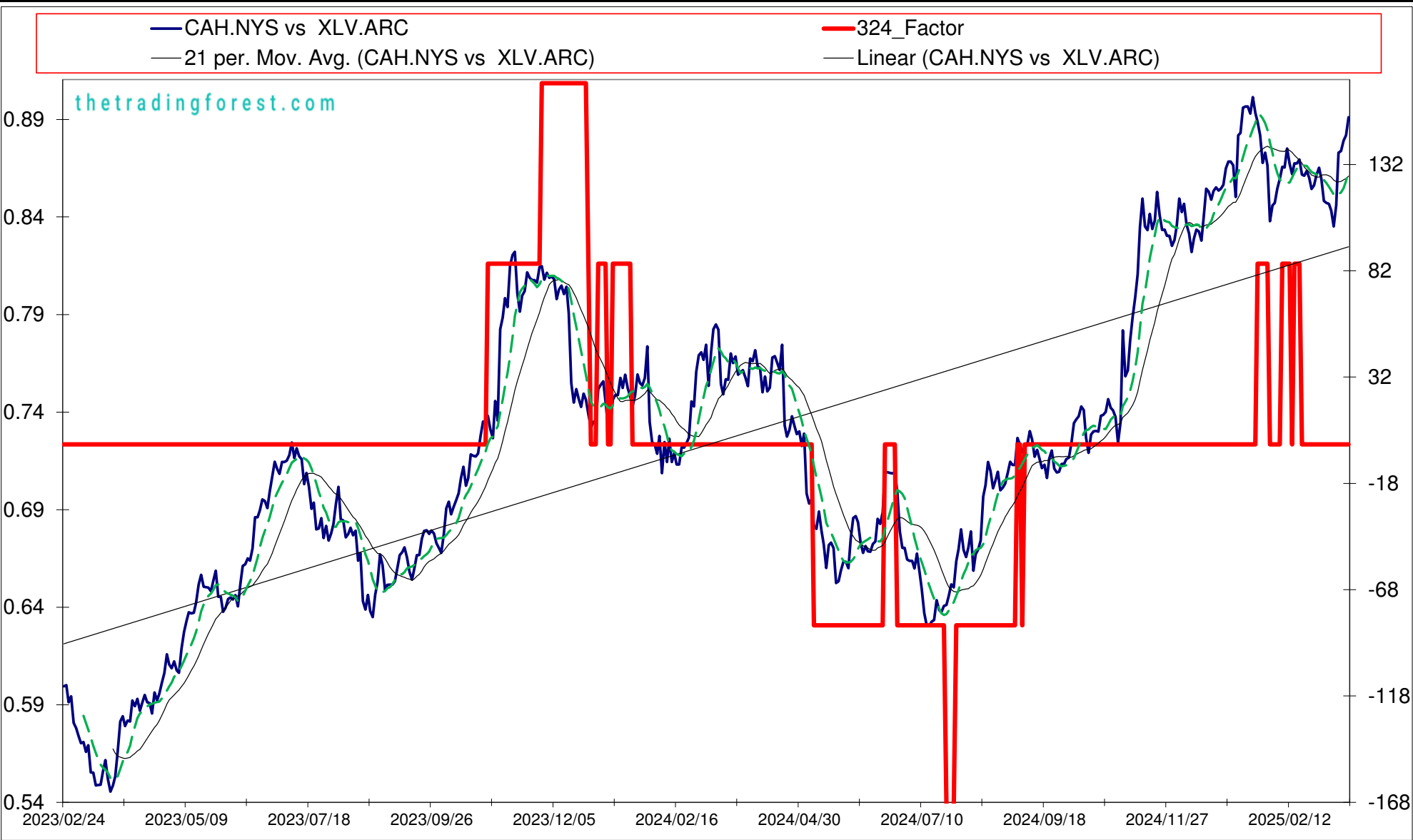
NYSE

Market Cap : (B)

39 091

Plan your enrty levels. Focus on the process not the outcome. Expect further short-term deviation from the trade signal. "Patience"

-2.332												34.647		-14.856	
Date	Price or Relative Price	Short_Term_ Radar	Medium_ Term_Radar	Caterpillar_ %	Wise_ Owl(Rnk)	324_Factor	Factor_324	Defcon _Index	Defcon _Index_Trade	Margin of Safety	75_Day_Mom	Trade_Rating (Guidance)	Trendsum		
2025/01/22	0.906	No Trade	No Trade	56.15%	0	Absolutely No	0	100	Research Defon Sell	11.52%	24.34%	C	23		
2025/01/23	0.897	No Trade	No Trade	51.08%	0	Absolutely No	0	99	Research Defon Sell	10.48%	21.53%	C	25		
2025/01/24	0.893	No Trade	No Trade	48.08%	50	Research	85	99	Research Defon Sell	9.87%	20.59%	B	27		
2025/01/27	0.886	Sell_Panda_ST	No Trade	43.48%	50	Research	85	98	Research Defon Sell	8.92%	19.42%	B	26		
2025/01/28	0.872	Sell_Panda_ST	Sell_Panda_ST	34.76%	50	Research	85	96	Research Defon Sell	7.13%	16.71%	B	23		
2025/01/29	0.877	Sell_Panda_ST	Sell_Panda_ST	37.78%	50	Research	85	97	Research Defon Sell	7.75%	17.71%	B	18		
2025/01/30	0.871	Sell_Panda_ST	Sell_Panda_ST	33.64%	50	Research	85	96	Research Defon Sell	6.90%	19.07%	B	12		
2025/01/31	0.842	No Trade	No Trade	16.38%	0	Absolutely No	0	0	Absolutely no Trade	3.36%	16.41%	C	6		
2025/02/03	0.850	No Trade	No Trade	20.67%	0	Absolutely No	0	0	Absolutely no Trade	4.24%	16.03%	C	2		
2025/02/04	0.851	No Trade	No Trade	21.22%	0	Absolutely No	0	0	Absolutely no Trade	4.36%	15.93%	C	-2		
2025/02/05	0.859	No Trade	No Trade	25.38%	0	Absolutely No	0	0	Absolutely no Trade	5.21%	16.89%	C	-5		
2025/02/06	0.864	No Trade	No Trade	28.21%	0	Absolutely No	0	95	Research Defon Sell	5.79%	17.64%	C	-6		
2025/02/07	0.870	No Trade	No Trade	31.76%	50	Research	85	96	Research Defon Sell	6.52%	17.19%	B	-5		
2025/02/10	0.869	No Trade	No Trade	30.97%	50	Research	85	96	Research Defon Sell	6.36%	17.06%	B	-5		
2025/02/11	0.879	No Trade	No Trade	36.60%	50	Research	85	97	Research Defon Sell	7.51%	18.15%	B	-3		
2025/02/12	0.871	No Trade	No Trade	31.74%	50	Research	85	96	Research Defon Sell	6.51%	16.07%	B	-1		
2025/02/13	0.866	No Trade	No Trade	28.40%	0	Absolutely No	0	96	Research Defon Sell	5.83%	16.05%	C	-1		
2025/02/14	0.872	No Trade	No Trade	31.53%	50	Research	85	96	Research Defon Sell	6.47%	16.99%	B	-1		
2025/02/17	0.872	No Trade	No Trade	30.98%	50	Research	85	96	Research Defon Sell	6.36%	17.52%	B	-1		
2025/02/18	0.874	No Trade	No Trade	31.97%	50	Research	85	96	Research Defon Sell	6.56%	19.93%	B	1		
2025/02/19	0.866	No Trade	No Trade	27.15%	0	Absolutely No	0	96	Research Defon Sell	5.57%	17.17%	C	-1		
2025/02/20	0.865	No Trade	No Trade	26.64%	0	Absolutely No	0	96	Research Defon Sell	5.47%	10.07%	C	-4		
2025/02/21	0.868	No Trade	No Trade	27.94%	0	Absolutely No	0	96	Research Defon Sell	5.73%	13.81%	C	-7		
2025/02/24	0.864	No Trade	No Trade	27.68%	0	Absolutely No	0	95	Research Defon Sell	5.17%	12.87%	C	-11		
2025/02/25	0.858	No Trade	No Trade	23.82%	0	Absolutely No	0	0	Absolutely no Trade	4.45%	9.95%	C	-15		
2025/02/26	0.860	No Trade	No Trade	24.90%	0	Absolutely No	0	95	Research Defon Sell	4.65%	8.52%	C	-17		
2025/02/27	0.866	No Trade	No Trade	28.26%	0	Absolutely No	0	96	Research Defon Sell	5.28%	7.86%	C	-19		
2025/02/28	0.869	No Trade	No Trade	30.38%	0	Absolutely No	0	96	Research Defon Sell	5.68%	6.71%	C	-20		
2025/03/03	0.864	No Trade	No Trade	26.02%	0	Absolutely No	0	95	Research Defon Sell	4.86%	2.94%	C	-20		
2025/03/04	0.852	No Trade	No Trade	18.51%	0	Absolutely No	0	-60	Absolutely no Trade	3.46%	-0.14%	C	-21		
2025/03/05	0.851	No Trade	No Trade	17.62%	0	Absolutely No	0	-60	Absolutely no Trade	3.29%	1.43%	C	-21		
2025/03/06	0.851	No Trade	No Trade	17.16%	0	Absolutely No	0	-60	Absolutely no Trade	3.21%	1.61%	C	-23		
2025/03/07	0.847	No Trade	No Trade	14.71%	0	Absolutely No	0	-60	Absolutely no Trade	2.75%	0.21%	C	-25		
2025/03/10	0.839	No Trade	No Trade	8.84%	0	Absolutely No	0	-62	Absolutely no Trade	1.65%	0.15%	C	-26		
2025/03/11	0.850	No Trade	No Trade	16.22%	0	Absolutely No	0	-60	Absolutely no Trade	2.94%	0.94%	C	-27		
2025/03/12	0.877	No Trade	No Trade	34.07%	0	Absolutely No	0	97	Research Defon Sell	6.17%	2.36%	C	-24		
2025/03/13	0.878	No Trade	No Trade	35.23%	0	Absolutely No	0	97	Research Defon Sell	6.22%	3.87%	C	-22		
2025/03/14	0.883	No Trade	No Trade	38.72%	0	Absolutely No	0	98	Research Defon Sell	6.83%	5.45%	C	-21		
2025/03/17	0.886	No Trade	No Trade	40.55%	0	Absolutely No	0	98	Research Defon Sell	7.05%	5.76%	C	-16		
2025/03/18	0.895	No Trade	No Trade	48.56%	0	Absolutely No	0	99	Research Defon Sell	8.13%	7.28%	C	-12		



Date	9 day	9 vs 21 day	33 day
2025/01/29	Sell_9day	Buy 9 vs 21	Buy 33_Day
2025/01/30	Sell_9day	Buy 9 vs 21	Buy 33_Day
2025/01/31	Sell_9day	Buy 9 vs 21	Sell 33_Day
2025/02/03	Sell_9day	Sell 9 vs 21	Sell 33_Day
2025/02/04	Sell_9day	Sell 9 vs 21	Sell 33_Day
2025/02/05	Sell_9day	Sell 9 vs 21	Sell 33_Day
2025/02/06	Buy_9day	Sell 9 vs 21	Sell 33_Day
2025/02/07	Buy_9day	Sell 9 vs 21	Sell 33_Day
2025/02/10	Buy_9day	Sell 9 vs 21	Sell 33_Day
2025/02/11	Buy_9day	Sell 9 vs 21	Buy 33_Day
2025/02/12	Buy_9day	Sell 9 vs 21	Sell 33_Day
2025/02/13	Buy_9day	Sell 9 vs 21	Sell 33_Day
2025/02/14	Buy_9day	Sell 9 vs 21	Sell 33_Day
2025/02/17	Buy_9day	Sell 9 vs 21	Sell 33_Day
2025/02/18	Buy_9day	Sell 9 vs 21	Sell 33_Day
2025/02/19	Sell_9day	Sell 9 vs 21	Sell 33_Day
2025/02/20	Sell_9day	Buy 9 vs 21	Sell 33_Day
2025/02/21	Sell_9day	Buy 9 vs 21	Sell 33_Day
2025/02/24	Sell_9day	Buy 9 vs 21	Sell 33_Day
2025/02/25	Sell_9day	Buy 9 vs 21	Sell 33_Day
2025/02/26	Sell_9day	Buy 9 vs 21	Sell 33_Day
2025/02/27	Buy_9day	Buy 9 vs 21	Sell 33_Day
2025/02/28	Buy_9day	Buy 9 vs 21	Sell 33_Day
2025/03/03	Sell_9day	Sell 9 vs 21	Sell 33_Day
2025/03/04	Sell_9day	Sell 9 vs 21	Sell 33_Day
2025/03/05	Sell_9day	Sell 9 vs 21	Sell 33_Day
2025/03/06	Sell_9day	Sell 9 vs 21	Sell 33_Day
2025/03/07	Sell_9day	Sell 9 vs 21	Sell 33_Day
2025/03/10	Sell_9day	Sell 9 vs 21	Sell 33_Day
2025/03/11	Sell_9day	Sell 9 vs 21	Sell 33_Day
2025/03/12	Buy_9day	Sell 9 vs 21	Buy 33_Day
2025/03/13	Buy_9day	Sell 9 vs 21	Buy 33_Day
2025/03/14	Buy_9day	Sell 9 vs 21	Buy 33_Day
2025/03/17	Buy_9day	Sell 9 vs 21	Buy 33_Day
2025/03/18	Buy_9day	Buy 9 vs 21	Buy 33_Day

Strategy Universe

Rel vs Share_ETF_Health Care

Ascendant guidance

Trade

Strategy_Open Date

2025/01/27

Caterpillar Guidance

Research

CAH.NYS

21 per. Mov. Avg. (CAH.NYS)

Linear (CAH.NYS)

XLV.ARC

21 per. Mov. Avg. (XLV.ARC)

Linear (XLV.ARC)

(+) : Mom Days

5

(-) : Mom Days

0

Guided : Factor

9 vs 21 day

324_Buy Guidance

0.0%

324_Sell Guidance

98.9%

Mom_75 (days)

7.3%

9 vs 21 day

0.28%

Price vs 9 day

3.21%

ED.NYS

B Consolidated Edison

U Utilities

Y Multi-Utilities

New York

Market Cap : (B)

34 073

ATO.NYS

Atmos Energy

Utilities

Gas Utilities

New York

Market Cap : (B)

23 318

-2.098

Follow the " 3day to 5day waiting period " before entering the trade : understand the Graph, Trend and Variables

Plan your enrty levels. Focus on the process not the outcome. Expect further short-term deviation from the trade signal. "Patience"

-2.098														-52.986														25.257	
Date	Price or Relative Price	Short_Term_ Radar	Medium_ Term_Radar	Caterpillar_ %	Wise_ Owl(Rnk)	324_Factor	Factor_324	Defcon _Index	Defcon _Index_Trade	Margin of Safety	75_Day_Mom	Trade_Rating (Guidance)	Trendsum																
2025/01/22	0.641	Buy_Panda_ST	No Trade	79.29%	90	Research	-170	-99	Research Defcon Buy	-6.45%	-14.26%	AAA	-24																
2025/01/23	0.650	Buy_Panda_ST	Buy_Panda_ST	61.29%	0	Absolutely No	0	-98	Research Defcon Buy	-4.99%	-11.84%	C	-19																
2025/01/24	0.649	Buy_Panda_ST	Buy_Panda_ST	62.34%	0	Absolutely No	0	-98	Research Defcon Buy	-5.07%	-11.61%	C	-14																
2025/01/27	0.664	No Trade	No Trade	33.79%	0	Absolutely No	0	-95	Research Defcon Buy	-2.75%	-10.07%	C	-8																
2025/01/28	0.660	No Trade	No Trade	40.60%	0	Absolutely No	0	-96	Research Defcon Buy	-3.30%	-10.98%	C	-3																
2025/01/29	0.656	No Trade	No Trade	46.85%	0	Absolutely No	0	-97	Research Defcon Buy	-3.81%	-10.70%	C	1																
2025/01/30	0.658	No Trade	No Trade	43.89%	0	Absolutely No	0	-96	Research Defcon Buy	-3.57%	-10.42%	C	3																
2025/01/31	0.658	No Trade	No Trade	43.14%	0	Absolutely No	0	-96	Research Defcon Buy	-3.51%	-10.45%	C	3																
2025/02/03	0.667	No Trade	No Trade	25.05%	0	Absolutely No	0	-95	Research Defcon Buy	-2.04%	-10.21%	C	8																
2025/02/04	0.667	No Trade	No Trade	24.99%	0	Absolutely No	0	-95	Research Defcon Buy	-2.03%	-9.61%	C	12																
2025/02/05	0.663	No Trade	No Trade	30.52%	0	Absolutely No	0	-96	Research Defcon Buy	-2.48%	-9.78%	C	16																
2025/02/06	0.667	No Trade	No Trade	23.39%	0	Absolutely No	0	-95	Research Defcon Buy	-1.90%	-10.53%	C	20																
2025/02/07	0.674	No Trade	No Trade	9.15%	0	Absolutely No	0	0	Absolutely no Trade	-0.74%	-9.76%	C	22																
2025/02/10	0.680	No Trade	No Trade	2.18%	0	Absolutely No	0	0	Absolutely no Trade	0.20%	-8.75%	C	25																
2025/02/11	0.664	No Trade	No Trade	25.45%	0	Absolutely No	0	-95	Research Defcon Buy	-2.07%	-11.54%	C	27																
2025/02/12	0.646	No Trade	No Trade	56.85%	0	Absolutely No	0	-98	Research Defcon Buy	-4.63%	-13.83%	C	25																
2025/02/13	0.646	No Trade	No Trade	55.88%	0	Absolutely No	0	-98	Research Defcon Buy	-4.55%	-13.03%	C	24																
2025/02/14	0.648	No Trade	No Trade	52.68%	0	Absolutely No	0	-98	Research Defcon Buy	-4.29%	-12.54%	C	20																
2025/02/17	0.648	No Trade	No Trade	50.88%	0	Absolutely No	0	-98	Research Defcon Buy	-4.14%	-11.58%	C	17																
2025/02/18	0.647	No Trade	No Trade	52.30%	0	Absolutely No	0	-98	Research Defcon Buy	-4.26%	-12.09%	C	15																
2025/02/19	0.641	No Trade	No Trade	62.10%	0	Absolutely No	0	-99	Research Defcon Buy	-5.05%	-12.51%	C	12																
2025/02/20	0.649	No Trade	No Trade	47.59%	0	Absolutely No	0	-98	Research Defcon Buy	-3.87%	-10.22%	C	10																
2025/02/21	0.656	No Trade	No Trade	34.58%	0	Absolutely No	0	-97	Research Defcon Buy	-2.81%	-8.98%	C	7																
2025/02/24	0.663	No Trade	No Trade	18.21%	0	Absolutely No	0	-96	Research Defcon Buy	-1.48%	-8.29%	C	6																
2025/02/25	0.671	No Trade	No Trade	3.14%	0	Absolutely No	0	0	Absolutely no Trade	-0.26%	-5.78%	C	6																
2025/02/26	0.666	No Trade	No Trade	11.54%	0	Absolutely No	0	-95	Research Defcon Buy	-0.94%	-3.40%	C	8																
2025/02/27	0.668	No Trade	No Trade	8.56%	0	Absolutely No	0	80	Research Defon Sell	-0.70%	-1.88%	C	9																
2025/02/28	0.667	No Trade	No Trade	8.69%	0	Absolutely No	0	80	Research Defon Sell	-0.71%	-0.99%	C	9																
2025/03/03	0.677	No Trade	No Trade	9.71%	0	Absolutely No	0	81	Research Defon Sell	0.90%	2.44%	C	10																
2025/03/04	0.682	No Trade	No Trade	18.40%	0	Absolutely No	0	82	Research Defon Sell	1.71%	4.75%	C	12																
2025/03/05	0.676	No Trade	No Trade	9.64%	0	Absolutely No	0	81	Research Defon Sell	0.89%	2.50%	C	14																
2025/03/06	0.690	No Trade	No Trade	31.41%	0	Absolutely No	0	83	Research Defon Sell	2.91%	3.59%	C	16																
2025/03/07	0.697	No Trade	No Trade	44.76%	0	Absolutely No	0	84	Research Defon Sell	4.15%	6.28%	C	18																
2025/03/10	0.711	No Trade	No Trade	69.10%	0	Absolutely No	0	85	Research Defon Sell	6.40%	7.69%	C	20																
2025/03/11	0.698	No Trade	No Trade	48.04%	0	Absolutely No	0	84	Research Defon Sell	4.45%	4.99%	C	22																
2025/03/12	0.697	No Trade	No Trade	47.71%	0	Absolutely No	0	84	Research Defon Sell	4.42%	6.18%	C	24																
2025/03/13	0.711	No Trade	No Trade	70.50%	0	Absolutely No	0	85	Research Defon Sell	6.53%	8.50%	C	26																
2025/03/14	0.710	No Trade	No Trade	69.00%	0	Absolutely No	0	85	Research Defon Sell	6.39%	7.18%	C	24																
2025/03/17	0.710	No Trade	No Trade	71.65%	0	Absolutely No	0	86	Research Defon Sell	6.64%	5.02%	C	22																
2025/03/18	0.716	No Trade	No Trade	81.33%	0	Absolutely No	0	86	Research Defon Sell	7.54%	6.75%	C	23																



Date	9 day	9 vs 21 day	33 day
2025/01/29	Buy_9day	Buy 9 vs 21	Buy 33_Day
2025/01/30	Buy_9day	Buy 9 vs 21	Buy 33_Day
2025/01/31	Buy_9day	Buy 9 vs 21	Buy 33_Day
2025/02/03	Buy_9day	Buy 9 vs 21	Buy 33_Day
2025/02/04	Buy_9day	Buy 9 vs 21	Buy 33_Day
2025/02/05	Buy_9day	Buy 9 vs 21	Buy 33_Day
2025/02/06	Buy_9day	Buy 9 vs 21	Buy 33_Day
2025/02/07	Buy_9day	Buy 9 vs 21	Buy 33_Day
2025/02/10	Buy_9day	Buy 9 vs 21	Buy 33_Day
2025/02/11	Sell_9day	Buy 9 vs 21	Buy 33_Day
2025/02/12	Sell_9day	Buy 9 vs 21	Sell 33_Day
2025/02/13	Sell_9day	Buy 9 vs 21	Sell 33_Day
2025/02/14	Sell_9day	Buy 9 vs 21	Sell 33_Day
2025/02/17	Sell_9day	Buy 9 vs 21	Sell 33_Day
2025/02/18	Sell_9day	Buy 9 vs 21	Sell 33_Day
2025/02/19	Sell_9day	Sell 9 vs 21	Sell 33_Day
2025/02/20	Sell_9day	Sell 9 vs 21	Sell 33_Day
2025/02/21	Buy_9day	Sell 9 vs 21	Buy 33_Day
2025/02/24	Buy_9day	Sell 9 vs 21	Buy 33_Day
2025/02/25	Buy_9day	Sell 9 vs 21	Buy 33_Day
2025/02/26	Buy_9day	Sell 9 vs 21	Buy 33_Day
2025/02/27	Buy_9day	Sell 9 vs 21	Buy 33_Day
2025/02/28	Buy_9day	Sell 9 vs 21	Buy 33_Day
2025/03/03	Buy_9day	Buy 9 vs 21	Buy 33_Day
2025/03/04	Buy_9day	Buy 9 vs 21	Buy 33_Day
2025/03/05	Buy_9day	Buy 9 vs 21	Buy 33_Day
2025/03/06	Buy_9day	Buy 9 vs 21	Buy 33_Day
2025/03/07	Buy_9day	Buy 9 vs 21	Buy 33_Day
2025/03/10	Buy_9day	Buy 9 vs 21	Buy 33_Day
2025/03/11	Buy_9day	Buy 9 vs 21	Buy 33_Day
2025/03/12	Buy_9day	Buy 9 vs 21	Buy 33_Day
2025/03/13	Buy_9day	Buy 9 vs 21	Buy 33_Day
2025/03/14	Buy_9day	Buy 9 vs 21	Buy 33_Day
2025/03/17	Buy_9day	Buy 9 vs 21	Buy 33_Day
2025/03/18	Buy_9day	Buy 9 vs 21	Buy 33_Day

Strategy Universe	Pairs_NYSE_Utilities	Ascendant guidance	Research	Strategy_Open Date	2025/01/24	Caterpillar Guidance	Apply Caution
						(+) : Mom Days	12
						(-) : Mom Days	0
						Guided : Factor	9 vs 21 day
						324_Buy Guidance	0.0%
						324_Sell Guidance	81.6%
						Mom_75 (days)	6.7%
						9 vs 21 day	3.44%
						Price vs 9 day	1.62%

EOAN.ETR

B

E. On Se

u

Utilities

y

Gas, Water & Multiutilities

France

Market Cap : (B)

31 431

EXH9.ETR

iShares :Utilities : - (EUR Listing)

Europe ETF : Sector

ETF_Europe_

Europe

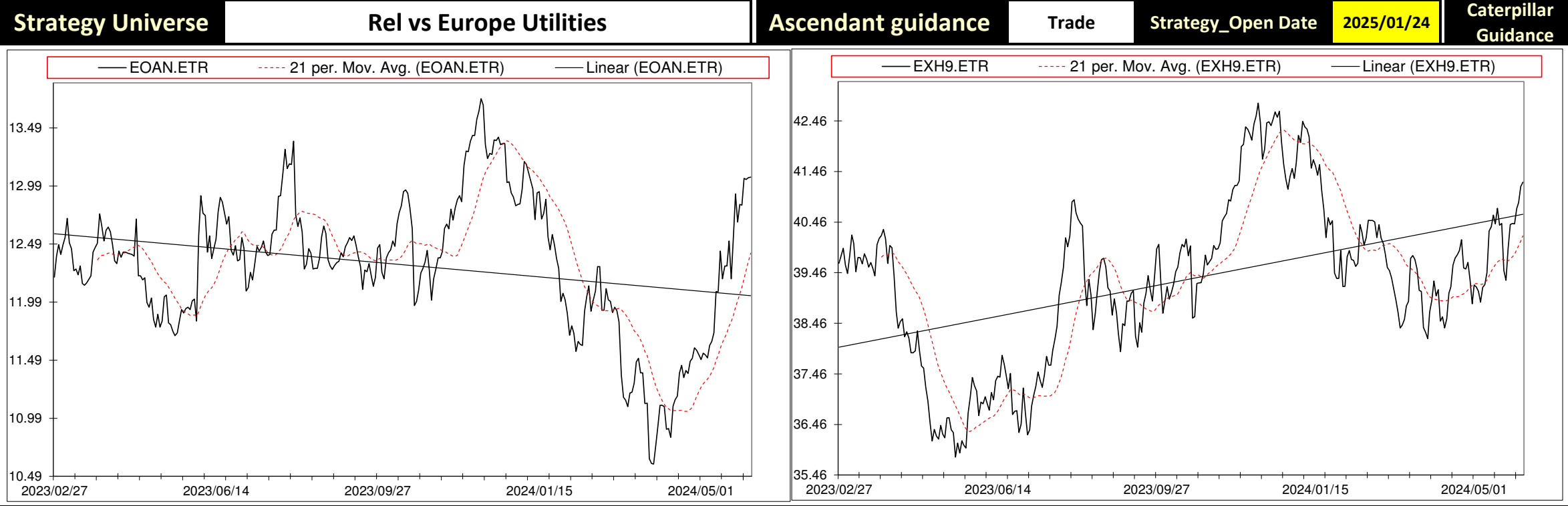
Market Cap : (B)

#VALUE!

-2.015						-25.177						12.494	
Date	Price or Relative Price	Short_Term_ Radar	Medium_ Term_Radar	Caterpillar_ %	Wise_ Owl(Rnk)	324_Factor	Factor_324	Defcon _Index	Defcon _Index_Trade	Margin of Safety	75_Day_Mom	Trade_Rating (Guidance)	Trendsum
2025/01/22	0.283	Buy_Panda_ST	No Trade	58.78%	0	Absolutely No	0	-95	Research Defcon Buy	-5.64%	-9.57%	C	-20
2025/01/23	0.282	Buy_Panda_ST	No Trade	60.25%	0	Absolutely No	0	-95	Research Defcon Buy	-5.78%	-10.41%	C	-16
2025/01/24	0.282	Buy_Panda_ST	No Trade	71.60%	0	Absolutely No	0	-96	Research Defcon Buy	-5.87%	-10.30%	C	-16
2025/01/27	0.288	Buy_Panda_ST	Buy_Panda_ST	47.72%	0	Absolutely No	0	-95	Research Defcon Buy	-3.91%	-7.69%	C	-13
2025/01/28	0.285	No Trade	No Trade	56.84%	0	Absolutely No	0	-95	Research Defcon Buy	-4.66%	-7.55%	C	-9
2025/01/29	0.285	No Trade	No Trade	56.99%	0	Absolutely No	0	-95	Research Defcon Buy	-4.67%	-8.09%	C	-9
2025/01/30	0.287	No Trade	No Trade	48.74%	0	Absolutely No	0	-95	Research Defcon Buy	-4.00%	-6.80%	C	-8
2025/01/31	0.288	No Trade	No Trade	45.90%	0	Absolutely No	0	-94	Research Defcon Buy	-3.76%	-6.30%	C	-5
2025/02/03	0.285	No Trade	No Trade	57.68%	0	Absolutely No	0	-96	Research Defcon Buy	-4.73%	-9.30%	C	-2
2025/02/04	0.286	No Trade	No Trade	53.72%	0	Absolutely No	0	-96	Research Defcon Buy	-4.41%	-7.93%	C	1
2025/02/05	0.284	No Trade	No Trade	62.22%	0	Absolutely No	0	-96	Research Defcon Buy	-5.10%	-8.38%	C	4
2025/02/06	0.290	No Trade	No Trade	34.70%	0	Absolutely No	0	-94	Research Defcon Buy	-2.85%	-5.82%	C	7
2025/02/07	0.291	No Trade	No Trade	31.22%	0	Absolutely No	0	0	Absolutely no Trade	-2.56%	-5.39%	C	8
2025/02/10	0.292	No Trade	No Trade	24.93%	0	Absolutely No	0	0	Absolutely no Trade	-2.04%	-4.41%	C	9
2025/02/11	0.294	No Trade	No Trade	16.07%	0	Absolutely No	0	0	Absolutely no Trade	-1.32%	-5.06%	C	10
2025/02/12	0.297	No Trade	No Trade	5.41%	0	Absolutely No	0	0	Absolutely no Trade	-0.44%	-4.60%	C	13
2025/02/13	0.293	No Trade	No Trade	20.88%	0	Absolutely No	0	0	Absolutely no Trade	-1.71%	-4.52%	C	16
2025/02/14	0.295	No Trade	No Trade	13.61%	0	Absolutely No	0	0	Absolutely no Trade	-1.12%	-3.87%	C	19
2025/02/17	0.295	No Trade	No Trade	11.63%	0	Absolutely No	0	0	Absolutely no Trade	-0.95%	-5.85%	C	21
2025/02/18	0.296	No Trade	No Trade	7.28%	0	Absolutely No	0	87	Research Defon Sell	-0.60%	-3.97%	C	22
2025/02/19	0.297	No Trade	No Trade	4.96%	0	Absolutely No	0	87	Research Defon Sell	-0.41%	-4.28%	C	24
2025/02/20	0.297	No Trade	No Trade	2.70%	0	Absolutely No	0	87	Research Defon Sell	-0.22%	-4.19%	C	28
2025/02/21	0.297	No Trade	No Trade	2.00%	0	Absolutely No	0	88	Research Defon Sell	-0.16%	-3.84%	C	30
2025/02/24	0.300	No Trade	No Trade	10.38%	0	Absolutely No	0	88	Research Defon Sell	0.84%	-1.81%	C	30
2025/02/25	0.299	No Trade	No Trade	8.23%	0	Absolutely No	0	88	Research Defon Sell	0.67%	-3.85%	C	30
2025/02/26	0.306	No Trade	No Trade	37.11%	0	Absolutely No	0	90	Research Defon Sell	3.01%	0.44%	C	30
2025/02/27	0.302	No Trade	No Trade	18.31%	0	Absolutely No	0	89	Research Defon Sell	1.49%	-1.65%	C	32
2025/02/28	0.302	No Trade	No Trade	20.31%	0	Absolutely No	0	89	Research Defon Sell	1.65%	0.32%	C	35
2025/03/03	0.304	No Trade	No Trade	31.67%	0	Absolutely No	0	90	Research Defon Sell	2.57%	0.31%	C	36
2025/03/04	0.310	No Trade	No Trade	52.98%	0	Absolutely No	0	92	Research Defon Sell	4.30%	3.64%	C	37
2025/03/05	0.309	No Trade	No Trade	49.40%	0	Absolutely No	0	91	Research Defon Sell	4.01%	4.14%	C	38
2025/03/06	0.319	No Trade	No Trade	93.61%	50	Research	85	94	Research Defon Sell	7.60%	8.65%	C	39
2025/03/07	0.323	No Trade	No Trade	100.00%	60	Research	85	95	Research Defon Sell	9.08%	11.10%	C	39
2025/03/10	0.314	No Trade	No Trade	64.87%	0	Absolutely No	0	92	Research Defon Sell	5.89%	6.93%	C	39
2025/03/11	0.317	No Trade	No Trade	78.38%	50	Research	85	93	Research Defon Sell	7.12%	8.05%	C	39
2025/03/12	0.317	No Trade	No Trade	78.52%	50	Research	85	93	Research Defon Sell	7.13%	8.30%	C	38
2025/03/13	0.321	No Trade	No Trade	91.14%	50	Research	85	94	Research Defon Sell	8.27%	8.78%	C	37
2025/03/14	0.319	No Trade	No Trade	86.88%	50	Research	85	94	Research Defon Sell	7.89%	6.84%	C	37
2025/03/17	0.317	No Trade	No Trade	80.06%	50	Research	85	94	Research Defon Sell	7.27%	4.63%	C	35
2025/03/18	0.317	Sell_Panda_ST	No Trade	78.38%	50	Research	85	93	Research Defon Sell	7.12%	6.77%	C	32



Date	9 day	9 vs 21 day	33 day
2025/01/29	Buy_9day	Buy 9 vs 21	Sell 33_Day
2025/01/30	Buy_9day	Buy 9 vs 21	Sell 33_Day
2025/01/31	Buy_9day	Buy 9 vs 21	Buy 33_Day
2025/02/03	Sell_9day	Buy 9 vs 21	Sell 33_Day
2025/02/04	Buy_9day	Buy 9 vs 21	Sell 33_Day
2025/02/05	Sell_9day	Buy 9 vs 21	Sell 33_Day
2025/02/06	Buy_9day	Buy 9 vs 21	Buy 33_Day
2025/02/07	Buy_9day	Buy 9 vs 21	Buy 33_Day
2025/02/10	Buy_9day	Buy 9 vs 21	Buy 33_Day
2025/02/11	Buy_9day	Buy 9 vs 21	Buy 33_Day
2025/02/12	Buy_9day	Buy 9 vs 21	Buy 33_Day
2025/02/13	Buy_9day	Buy 9 vs 21	Buy 33_Day
2025/02/14	Buy_9day	Buy 9 vs 21	Buy 33_Day
2025/02/17	Buy_9day	Buy 9 vs 21	Buy 33_Day
2025/02/18	Buy_9day	Buy 9 vs 21	Buy 33_Day
2025/02/19	Buy_9day	Buy 9 vs 21	Buy 33_Day
2025/02/20	Buy_9day	Buy 9 vs 21	Buy 33_Day
2025/02/21	Buy_9day	Buy 9 vs 21	Buy 33_Day
2025/02/24	Buy_9day	Buy 9 vs 21	Buy 33_Day
2025/02/25	Buy_9day	Buy 9 vs 21	Buy 33_Day
2025/02/26	Buy_9day	Buy 9 vs 21	Buy 33_Day
2025/02/27	Buy_9day	Buy 9 vs 21	Buy 33_Day
2025/02/28	Buy_9day	Buy 9 vs 21	Buy 33_Day
2025/03/03	Buy_9day	Buy 9 vs 21	Buy 33_Day
2025/03/04	Buy_9day	Buy 9 vs 21	Buy 33_Day
2025/03/05	Buy_9day	Buy 9 vs 21	Buy 33_Day
2025/03/06	Buy_9day	Buy 9 vs 21	Buy 33_Day
2025/03/07	Buy_9day	Buy 9 vs 21	Buy 33_Day
2025/03/10	Buy_9day	Buy 9 vs 21	Buy 33_Day
2025/03/11	Buy_9day	Buy 9 vs 21	Buy 33_Day
2025/03/12	Buy_9day	Buy 9 vs 21	Buy 33_Day
2025/03/13	Buy_9day	Buy 9 vs 21	Buy 33_Day
2025/03/14	Buy_9day	Buy 9 vs 21	Buy 33_Day
2025/03/17	Sell_9day	Buy 9 vs 21	Buy 33_Day
2025/03/18	Sell_9day	Buy 9 vs 21	Buy 33_Day



Caterpillar Guidance	Research
(+) : Mom Days	13
(-) : Mom Days	0
Guided : Factor	9 vs 21 day
324_Buy Guidance	0.0%
324_Sell Guidance	90.5%
Mom_75 (days)	6.8%
9 vs 21 day	3.11%
Price vs 9 day	-0.50%

S
e
i
i

BVI.PAR

Bureau Veritas Sa

Industrials

Industrial Goods & Services

France

Market Cap : (B)

12 679

DIE.BRU

D'leteren Sa

Consumer Discretionary

Industrial Goods & Services

Belgium

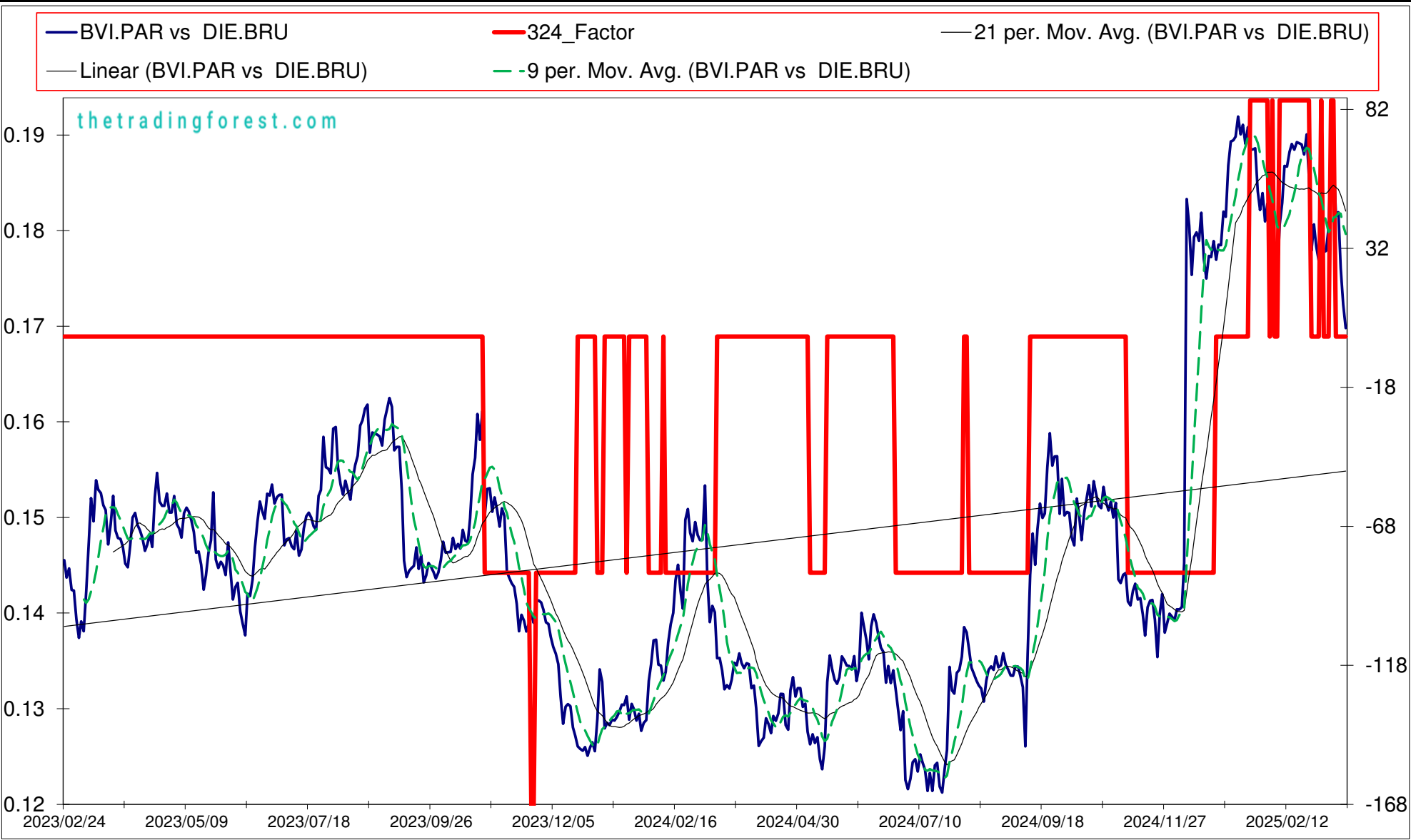
Market Cap : (B)

10 870

Follow the " 3day to 5day waiting period " before entering the trade : understand the Graph, Trend and Variables

Plan your enrty levels. Focus on the process not the outcome. Expect further short-term deviation from the trade signal. "Patience"

-2.261														64.342														-28.463															
Date	Price or Relative Price	Short_Term_ Radar	Medium_ Term_Radar	Caterpillar_ %	Wise_ Owl(Rnk)	324_Factor	Factor_324	Defcon _Index	Defcon _Index_Trade	Margin of Safety	75_Day_Mom	Trade_Rating (Guidance)	Trendsum																														
2025/01/22	0.191	Sell_Panda_ST	No Trade	31.24%	50	Research	85	98	Research Defon Sell	12.96%	24.80%	B	17																														
2025/01/23	0.191	Sell_Panda_ST	No Trade	31.05%	50	Research	85	98	Research Defon Sell	12.88%	26.94%	B	13																														
2025/01/24	0.191	No Trade	No Trade	31.06%	50	Research	85	98	Research Defon Sell	12.89%	27.71%	B	8																														
2025/01/27	0.187	No Trade	No Trade	24.10%	50	Research	85	96	Research Defon Sell	10.00%	20.76%	B	4																														
2025/01/28	0.185	No Trade	No Trade	21.14%	0	Research	85	0	Absolutely no Trade	8.77%	20.82%	C	-1																														
2025/01/29	0.187	No Trade	No Trade	23.45%	50	Research	85	96	Research Defon Sell	9.73%	24.12%	B	-6																														
2025/01/30	0.184	No Trade	No Trade	19.08%	0	Research	85	0	Absolutely no Trade	7.92%	19.95%	C	-10																														
2025/01/31	0.186	No Trade	No Trade	21.52%	50	Research	85	95	Research Defon Sell	8.93%	20.03%	B	-12																														
2025/02/03	0.181	No Trade	No Trade	14.31%	0	Absolutely No	0	0	Absolutely no Trade	5.94%	15.80%	C	-15																														
2025/02/04	0.182	No Trade	No Trade	16.17%	0	Research	85	0	Absolutely no Trade	6.70%	18.42%	C	-17																														
2025/02/05	0.181	No Trade	No Trade	16.65%	0	Absolutely No	0	0	Absolutely no Trade	5.69%	15.39%	C	-19																														
2025/02/06	0.178	No Trade	No Trade	11.04%	0	Absolutely No	0	0	Absolutely no Trade	3.77%	14.40%	C	-21																														
2025/02/07	0.183	No Trade	No Trade	21.08%	0	Research	85	0	Absolutely no Trade	7.13%	19.07%	C	-23																														
2025/02/10	0.186	No Trade	No Trade	25.15%	50	Research	85	95	Research Defon Sell	8.23%	20.75%	B	-25																														
2025/02/11	0.190	No Trade	No Trade	31.83%	50	Research	85	97	Research Defon Sell	10.42%	21.53%	B	-24																														
2025/02/12	0.189	No Trade	No Trade	32.70%	50	Research	85	97	Research Defon Sell	10.30%	22.72%	B	-22																														
2025/02/13	0.191	No Trade	No Trade	35.72%	50	Research	85	98	Research Defon Sell	11.11%	24.42%	B	-18																														
2025/02/14	0.192	No Trade	No Trade	37.05%	50	Research	85	99	Research Defon Sell	11.52%	24.22%	B	-14																														
2025/02/17	0.191	No Trade	No Trade	36.17%	50	Research	85	98	Research Defon Sell	10.95%	25.17%	B	-10																														
2025/02/18	0.192	No Trade	No Trade	44.99%	50	Research	85	99	Research Defon Sell	11.34%	24.45%	B	-6																														
2025/02/19	0.192	No Trade	No Trade	45.55%	50	Research	85	99	Research Defon Sell	11.18%	31.18%	B	-2																														
2025/02/20	0.192	No Trade	No Trade	46.19%	50	Research	85	98	Research Defon Sell	11.05%	31.44%	B	0																														
2025/02/21	0.191	No Trade	No Trade	44.61%	50	Research	85	98	Research Defon Sell	10.36%	29.95%	B	1																														
2025/02/24	0.193	No Trade	No Trade	52.52%	50	Research	85	99	Research Defon Sell	11.35%	31.21%	A	2																														
2025/02/25	0.188	No Trade	No Trade	42.10%	50	Research	85	97	Research Defon Sell	8.68%	30.82%	B	2																														
2025/02/26	0.181	No Trade	No Trade	20.25%	0	Absolutely No	0	0	Absolutely no Trade	4.18%	25.84%	C	2																														
2025/02/27	0.183	No Trade	No Trade	27.59%	0	Absolutely No	0	0	Absolutely no Trade	5.69%	26.37%	C	2																														
2025/02/28	0.181	No Trade	No Trade	20.79%	0	Absolutely No	0	0	Absolutely no Trade	4.29%	24.18%	C	0																														
2025/03/03	0.180	No Trade	No Trade	15.66%	0	Absolutely No	0	0	Absolutely no Trade	3.23%	24.58%	C	-2																														
2025/03/04	0.186	No Trade	No Trade	33.38%	50	Research	85	96	Research Defon Sell	6.89%	28.94%	B	-4																														
2025/03/05	0.181	No Trade	No Trade	17.51%	0	Absolutely No	0	0	Absolutely no Trade	3.61%	26.56%	C	-5																														
2025/03/06	0.181	No Trade	No Trade	17.51%	0	Absolutely No	0	0	Absolutely no Trade	3.61%	28.66%	C	-6																														
2025/03/07	0.183	No Trade	No Trade	24.23%	0	Absolutely No	0	0	Absolutely no Trade	4.93%	27.69%	C	-8																														
2025/03/10	0.192	No Trade	No Trade	47.82%	50	Research	85	98	Research Defon Sell	9.59%	32.98%	B	-5																														
2025/03/11	0.191	No Trade	No Trade	47.09%	50	Research	85	98	Research Defon Sell	9.08%	32.38%	B	-1																														
2025/03/12	0.185	No Trade	No Trade	28.70%	0	Absolutely No	0	0	Absolutely no Trade	5.41%	29.89%	C	2																														
2025/03/13	0.185	No Trade	No Trade	28.78%	0	Absolutely No	0	0	Absolutely no Trade	5.42%	33.66%	C	5																														
2025/03/14	0.179	No Trade	No Trade	10.80%	0	Absolutely No	0	0	Absolutely no Trade	2.03%	25.39%	C	3																														
2025/03/17	0.175	No Trade	No Trade	2.13%	0	Absolutely No	0	0	Absolutely no Trade	-0.34%	20.93%	C	0																														
2025/03/18	0.173	No Trade	No Trade	11.25%	0	Absolutely No	0	0	Absolutely no Trade	-1.81%	22.64%	C	-3																														



Date	9 day	9 vs 21 day	33 day
2025/01/29	Sell_9day	Buy 9 vs 21	Buy 33_Day
2025/01/30	Sell_9day	Buy 9 vs 21	Sell 33_Day
2025/01/31	Sell_9day	Sell 9 vs 21	Sell 33_Day
2025/02/03	Sell_9day	Sell 9 vs 21	Sell 33_Day
2025/02/04	Sell_9day	Sell 9 vs 21	Sell 33_Day
2025/02/05	Sell_9day	Sell 9 vs 21	Sell 33_Day
2025/02/06	Sell_9day	Sell 9 vs 21	Sell 33_Day
2025/02/07	Buy_9day	Sell 9 vs 21	Sell 33_Day
2025/02/10	Buy_9day	Sell 9 vs 21	Sell 33_Day
2025/02/11	Buy_9day	Sell 9 vs 21	Buy 33_Day
2025/02/12	Buy_9day	Sell 9 vs 21	Buy 33_Day
2025/02/13	Buy_9day	Sell 9 vs 21	Buy 33_Day
2025/02/14	Buy_9day	Sell 9 vs 21	Buy 33_Day
2025/02/17	Buy_9day	Sell 9 vs 21	Buy 33_Day
2025/02/18	Buy_9day	Buy 9 vs 21	Buy 33_Day
2025/02/19	Buy_9day	Buy 9 vs 21	Buy 33_Day
2025/02/20	Buy_9day	Buy 9 vs 21	Buy 33_Day
2025/02/21	Sell_9day	Buy 9 vs 21	Buy 33_Day
2025/02/24	Buy_9day	Buy 9 vs 21	Buy 33_Day
2025/02/25	Sell_9day	Buy 9 vs 21	Sell 33_Day
2025/02/26	Sell_9day	Buy 9 vs 21	Sell 33_Day
2025/02/27	Sell_9day	Buy 9 vs 21	Sell 33_Day
2025/02/28	Sell_9day	Buy 9 vs 21	Sell 33_Day
2025/03/03	Sell_9day	Buy 9 vs 21	Sell 33_Day
2025/03/04	Buy_9day	Sell 9 vs 21	Sell 33_Day
2025/03/05	Sell_9day	Sell 9 vs 21	Sell 33_Day
2025/03/06	Sell_9day	Sell 9 vs 21	Sell 33_Day
2025/03/07	Buy_9day	Sell 9 vs 21	Sell 33_Day
2025/03/10	Buy_9day	Sell 9 vs 21	Buy 33_Day
2025/03/11	Buy_9day	Sell 9 vs 21	Buy 33_Day
2025/03/12	Buy_9day	Sell 9 vs 21	Sell 33_Day
2025/03/13	Buy_9day	Sell 9 vs 21	Sell 33_Day
2025/03/14	Sell_9day	Sell 9 vs 21	Sell 33_Day
2025/03/17	Sell_9day	Sell 9 vs 21	Sell 33_Day
2025/03/18	Sell_9day	Sell 9 vs 21	Sell 33_Day

Strategy Universe

Euro_Industrials_Pairs

Ascendant guidance

Research

Strategy_Open Date

2025/01/23

Caterpillar Guidance

Trade

BVI.PAR

21 per. Mov. Avg. (BVI.PAR)

Linear (BVI.PAR)

DIE.BRU

21 per. Mov. Avg. (DIE.BRU)

Linear (DIE.BRU)

(+) : Mom Days

0

(-) : Mom Days

0

Guided : Factor

9 vs 21 day

324_Buy Guidance

60.8%

324_Sell Guidance

0.0%

Mom_75 (days)

22.6%

9 vs 21 day

-1.29%

Price vs 9 day

-5.40%

DIE.BRU

B D'leteren Sa

u Consumer Discretionary

y Industrial Goods & Services

Belgium **Market Cap : (B)** **10 870**

DIE.BRU

B D'leteren Sa

u Consumer Discretionary

y Industrial Goods & Services

Belgium **Market Cap : (B)** **10 870**

DIE.BRU

B D'leteren Sa

u Consumer Discretionary

y Industrial Goods & Services

Belgium **Market Cap : (B)** **10 870**

DIE.BRU

B D'leteren Sa

u Consumer Discretionary

y Industrial Goods & Services

Belgium **Market Cap : (B)** **10 870**

DIE.BRU

B D'leteren Sa

u Consumer Discretionary

y Industrial Goods & Services

Belgium **Market Cap : (B)** **10 870**

DIE.BRU

B D'leteren Sa

u Consumer Discretionary

y Industrial Goods & Services

Belgium **Market Cap : (B)** **10 870**

DIE.BRU

B D'leteren Sa

u Consumer Discretionary

y Industrial Goods & Services

Belgium **Market Cap : (B)** **10 870**

DIE.BRU

B D'leteren Sa

u Consumer Discretionary

y Industrial Goods & Services

Belgium **Market Cap : (B)** **10 870**

SKG.LSE

Smurfit Kappa Group Plc

Industrials

Industrial Goods and Services

United Kingdom **Market Cap : (B)** **9 476**

SKG.LSE

Smurfit Kappa Group Plc

Industrials

Industrial Goods and Services

United Kingdom **Market Cap : (B)** **9 476**

SKG.LSE

Smurfit Kappa Group Plc

Industrials

Industrial Goods and Services

United Kingdom **Market Cap : (B)** **9 476**

SKG.LSE

Smurfit Kappa Group Plc

Industrials

Industrial Goods and Services

United Kingdom **Market Cap : (B)** **9 476**

SKG.LSE

Smurfit Kappa Group Plc

Industrials

Industrial Goods and Services

United Kingdom **Market Cap : (B)** **9 476**

SKG.LSE

Smurfit Kappa Group Plc

Industrials

Industrial Goods and Services

United Kingdom **Market Cap : (B)** **9 476**

SKG.LSE

Smurfit Kappa Group Plc

Industrials

Industrial Goods and Services

United Kingdom **Market Cap : (B)** **9 476**

SKG.LSE

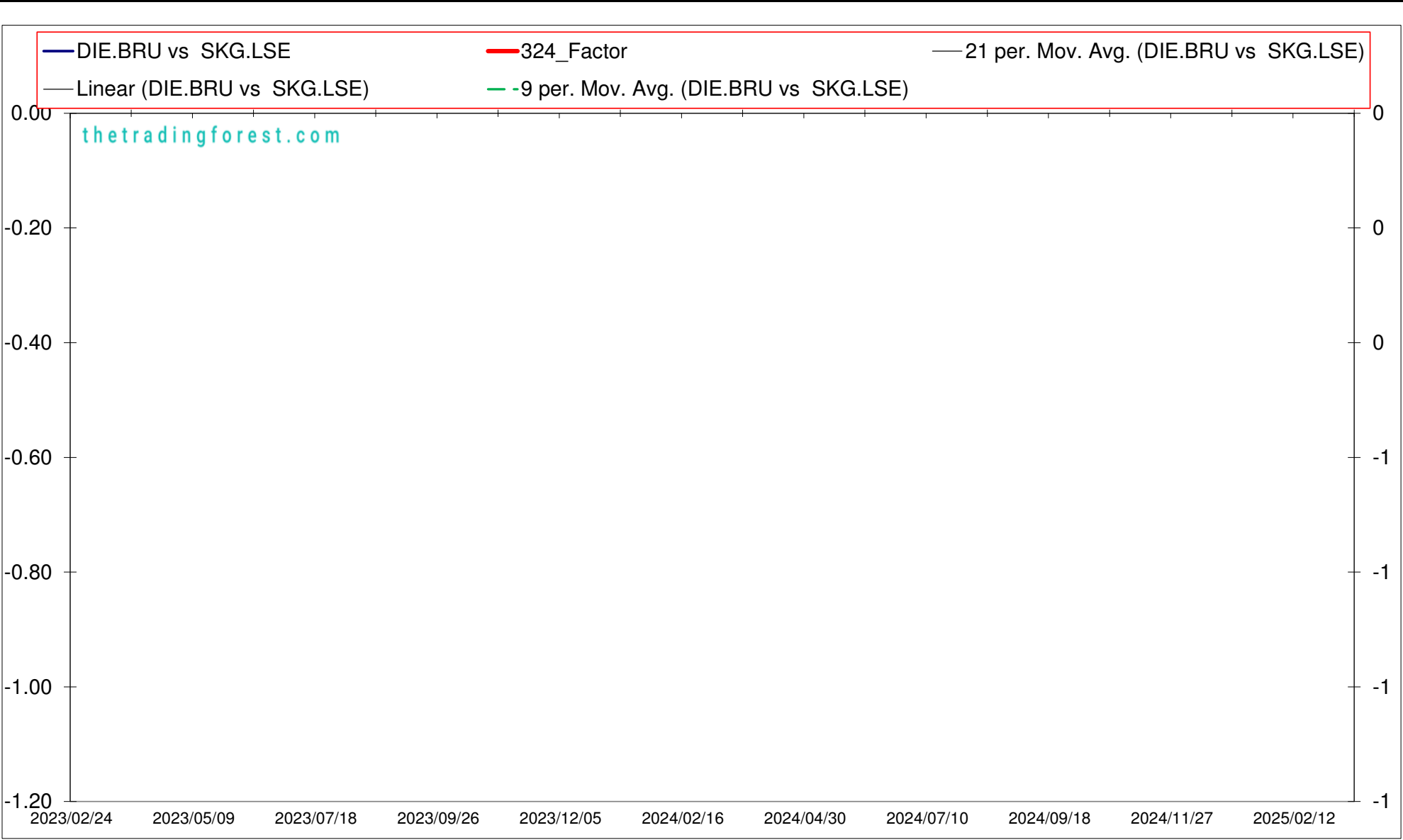
Smurfit Kappa Group Plc

Industrials

Industrial Goods and Services

United Kingdom **Market Cap : (B)** **9 476**

#VALUE!											#VALUE!		0.000
Date	Price or Relative Price	Short_Term_ Radar	Medium_ Term_Radar	Caterpillar_ %	Wise_ Owl(Rnk)	324_Factor	Factor_324	Defcon _Index	Defcon _Index_Trade	Margin of Safety	75_Day_Mom	Trade_Rating (Guidance)	Trendsum
2025/01/22	#N/A	#N/A	#N/A	0.00%	#N/A	#N/A	#N/A	#N/A	#N/A	#N/A	#N/A	#N/A	#N/A
2025/01/23	#N/A	#N/A	#N/A	0.00%	#N/A	#N/A	#N/A	#N/A	#N/A	#N/A	#N/A	#N/A	#N/A
2025/01/24	#N/A	#N/A	#N/A	0.00%	#N/A	#N/A	#N/A	#N/A	#N/A	#N/A	#N/A	#N/A	#N/A
2025/01/27	#N/A	#N/A	#N/A	0.00%	#N/A	#N/A	#N/A	#N/A	#N/A	#N/A	#N/A	#N/A	#N/A
2025/01/28	#N/A	#N/A	#N/A	0.00%	#N/A	#N/A	#N/A	#N/A	#N/A	#N/A	#N/A	#N/A	#N/A
2025/01/29	#N/A	#N/A	#N/A	0.00%	#N/A	#N/A	#N/A	#N/A	#N/A	#N/A	#N/A	#N/A	#N/A
2025/01/30	#N/A	#N/A	#N/A	0.00%	#N/A	#N/A	#N/A	#N/A	#N/A	#N/A	#N/A	#N/A	#N/A
2025/01/31	#N/A	#N/A	#N/A	0.00%	#N/A	#N/A	#N/A	#N/A	#N/A	#N/A	#N/A	#N/A	#N/A
2025/02/03	#N/A	#N/A	#N/A	0.00%	#N/A	#N/A	#N/A	#N/A	#N/A	#N/A	#N/A	#N/A	#N/A
2025/02/04	#N/A	#N/A	#N/A	0.00%	#N/A	#N/A	#N/A	#N/A	#N/A	#N/A	#N/A	#N/A	#N/A
2025/02/05	#N/A	#N/A	#N/A	0.00%	#N/A	#N/A	#N/A	#N/A	#N/A	#N/A	#N/A	#N/A	#N/A
2025/02/06	#N/A	#N/A	#N/A	0.00%	#N/A	#N/A	#N/A	#N/A	#N/A	#N/A	#N/A	#N/A	#N/A
2025/02/07	#N/A	#N/A	#N/A	0.00%	#N/A	#N/A	#N/A	#N/A	#N/A	#N/A	#N/A	#N/A	#N/A
2025/02/10	#N/A	#N/A	#N/A	0.00%	#N/A	#N/A	#N/A	#N/A	#N/A	#N/A	#N/A	#N/A	#N/A
2025/02/11	#N/A	#N/A	#N/A	0.00%	#N/A	#N/A	#N/A	#N/A	#N/A	#N/A	#N/A	#N/A	#N/A
2025/02/12	#N/A	#N/A	#N/A	0.00%	#N/A	#N/A	#N/A	#N/A	#N/A	#N/A	#N/A	#N/A	#N/A
2025/02/13	#N/A	#N/A	#N/A	0.00%	#N/A	#N/A	#N/A	#N/A	#N/A	#N/A	#N/A	#N/A	#N/A
2025/02/14	#N/A	#N/A	#N/A	0.00%	#N/A	#N/A	#N/A	#N/A	#N/A	#N/A	#N/A	#N/A	#N/A
2025/02/17	#N/A	#N/A	#N/A	0.00%	#N/A	#N/A	#N/A	#N/A	#N/A	#N/A	#N/A	#N/A	#N/A
2025/02/18	#N/A	#N/A	#N/A	0.00%	#N/A	#N/A	#N/A	#N/A	#N/A	#N/A	#N/A	#N/A	#N/A
2025/02/19	#N/A	#N/A	#N/A	0.00%	#N/A	#N/A	#N/A	#N/A	#N/A	#N/A	#N/A	#N/A	#N/A
2025/02/20	#N/A	#N/A	#N/A	0.00%	#N/A	#N/A	#N/A	#N/A	#N/A	#N/A	#N/A	#N/A	#N/A
2025/02/21	#N/A	#N/A	#N/A	0.00%	#N/A	#N/A	#N/A	#N/A	#N/A	#N/A	#N/A	#N/A	#N/A
2025/02/24	#N/A	#N/A	#N/A	0.00%	#N/A	#N/A	#N/A	#N/A	#N/A	#N/A	#N/A	#N/A	#N/A
2025/02/25	#N/A	#N/A	#N/A	0.00%	#N/A	#N/A	#N/A	#N/A	#N/A	#N/A	#N/A	#N/A	#N/A
2025/02/26	#N/A	#N/A	#N/A	0.00%	#N/A	#N/A	#N/A	#N/A	#N/A	#N/A	#N/A	#N/A	#N/A
2025/02/27	#N/A	#N/A	#N/A	0.00%	#N/A	#N/A	#N/A	#N/A	#N/A	#N/A	#N/A	#N/A	#N/A
2025/02/28	#N/A	#N/A	#N/A	0.00%	#N/A	#N/A	#N/A	#N/A	#N/A	#N/A	#N/A	#N/A	#N/A
2025/03/03	#N/A	#N/A	#N/A	0.00%	#N/A	#N/A	#N/A	#N/A	#N/A	#N/A	#N/A	#N/A	#N/A
2025/03/04	#N/A	#N/A	#N/A	0.00%	#N/A	#N/A	#N/A	#N/A	#N/A	#N/A	#N/A	#N/A	#N/A
2025/03/05	#N/A	#N/A	#N/A	0.00%	#N/A	#N/A	#N/A	#N/A	#N/A	#N/A	#N/A	#N/A	#N/A
2025/03/06	#N/A	#N/A	#N/A	0.00%	#N/A	#N/A	#N/A	#N/A	#N/A	#N/A	#N/A	#N/A	#N/A
2025/03/07	#N/A	#N/A	#N/A	0.00%	#N/A	#N/A	#N/A	#N/A	#N/A	#N/A	#N/A	#N/A	#N/A
2025/03/10	#N/A	#N/A	#N/A	0.00%	#N/A	#N/A	#N/A	#N/A	#N/A	#N/A	#N/A	#N/A	#N/A
2025/03/11	#N/A	#N/A	#N/A	0.00%	#N/A	#N/A	#N/A	#N/A	#N/A	#N/A	#N/A	#N/A	#N/A
2025/03/12	#N/A	#N/A	#N/A	0.00%	#N/A	#N/A	#N/A	#N/A	#N/A	#N/A	#N/A	#N/A	#N/A
2025/03/13	#N/A	#N/A	#N/A	0.00%	#N/A	#N/A	#N/A	#N/A	#N/A	#N/A	#N/A	#N/A	#N/A
2025/03/14	#N/A	#N/A	#N/A	0.00%	#N/A	#N/A	#N/A	#N/A	#N/A	#N/A	#N/A	#N/A	#N/A
2025/03/17	#N/A	#N/A	#N/A	0.00%	#N/A	#N/A	#N/A	#N/A	#N/A	#N/A	#N/A	#N/A	#N/A
2025/03/18	#N/A	#N/A	#N/A	0.00%	#N/A	#N/A	#N/A	#N/A	#N/A	#N/A	#N/A	#N/A	#N/A



Date	9 day	9 vs 21 day	33 day
2025/01/29	#N/A	#N/A	#N/A
2025/01/30	#N/A	#N/A	#N/A
2025/01/31	#N/A	#N/A	#N/A
2025/02/03	#N/A	#N/A	#N/A
2025/02/04	#N/A	#N/A	#N/A
2025/02/05	#N/A	#N/A	#N/A
2025/02/06	#N/A	#N/A	#N/A
2025/02/07	#N/A	#N/A	#N/A
2025/02/10	#N/A	#N/A	#N/A
2025/02/11	#N/A	#N/A	#N/A
2025/02/12	#N/A	#N/A	#N/A
2025/02/13	#N/A	#N/A	#N/A
2025/02/14	#N/A	#N/A	#N/A
2025/02/17	#N/A	#N/A	#N/A
2025/02/18	#N/A	#N/A	#N/A
2025/02/19	#N/A	#N/A	#N/A
2025/02/20	#N/A	#N/A	#N/A
2025/02/21	#N/A	#N/A	#N/A
2025/02/24	#N/A	#N/A	#N/A
2025/02/25	#N/A	#N/A	#N/A
2025/02/26	#N/A	#N/A	#N/A
2025/02/27	#N/A	#N/A	#N/A
2025/02/28	#N/A	#N/A	#N/A
2025/03/03	#N/A	#N/A	#N/A
2025/03/04	#N/A	#N/A	#N/A
2025/03/05	#N/A	#N/A	#N/A
2025/03/06	#N/A	#N/A	#N/A
2025/03/07	#N/A	#N/A	#N/A
2025/03/10	#N/A	#N/A	#N/A
2025/03/11	#N/A	#N/A	#N/A
2025/03/12	#N/A	#N/A	#N/A
2025/03/13	#N/A	#N/A	#N/A
2025/03/14	#N/A	#N/A	#N/A
2025/03/17	#N/A	#N/A	#N/A
2025/03/18	#N/A	#N/A	#N/A

Strategy UniverseEuro_Industrials_PairsAscendant guidanceFALSEStrategy_Open Date2025/01/23Caterpillar Guidance

DIE.BRU21 per. Mov. Avg. (DIE.BRU)Linear (DIE.BRU)

SKG.LSE21 per. Mov. Avg. (SKG.LSE)Linear (SKG.LSE)

(+) : Mom Days#N/A

(-) : Mom Days#N/A

Guided : Factor#N/A

324_Buy Guidance#N/A

324_Sell Guidance#N/A

Mom_75 (days)#N/A

9 vs 21 day#N/A

Price vs 9 day#N/A

S
e
|
|

HSBA.LSE

Hsbc Holdings Plc

Financials

Banks

United Kingdom

Market Cap : (B)

128 585

ISF.LSE

Ftse 100 Index - Europe Listing

Europe ETF : Index

ETF_Europe_

Europe

Market Cap : (B)

11 536

Follow the " 3day to 5day waiting period " before entering the trade : understand the Graph, Trend and Variables

Plan your enrty levels. Focus on the process not the outcome. Expect further short-term deviation from the trade signal. "Patience"

-2.300												45.508				-19.787	
Date	Price or Relative Price	Short_Term_ Radar	Medium_ Term_Radar	Caterpillar_ %	Wise_ Owl(Rnk)	324_Factor	Factor_324	Defcon _Index	Defcon _Index_Trade	Margin of Safety	75_Day_Mom	Trade_Rating (Guidance)	Trendsum				
2025/01/22	0.991	Sell_Panda_ST	No Trade	23.54%	0	Absolutely No	0	99	Research Defon Sell	4.16%	16.33%	C	18				
2025/01/23	0.996	Sell_Panda_ST	No Trade	26.96%	0	Absolutely No	0	99	Research Defon Sell	4.67%	15.80%	C	12				
2025/01/24	0.989	No Trade	No Trade	22.96%	0	Absolutely No	0	99	Research Defon Sell	3.86%	14.68%	C	6				
2025/01/27	0.997	No Trade	No Trade	27.02%	0	Absolutely No	0	99	Research Defon Sell	4.54%	19.01%	C	1				
2025/01/28	0.993	No Trade	No Trade	24.56%	0	Absolutely No	0	99	Research Defon Sell	4.13%	18.81%	C	-2				
2025/01/29	1.004	No Trade	No Trade	32.08%	0	Absolutely No	0	100	Research Defon Sell	5.23%	19.59%	C	-1				
2025/01/30	0.999	No Trade	No Trade	35.08%	0	Absolutely No	0	99	Research Defon Sell	4.62%	19.01%	C	0				
2025/01/31	1.003	No Trade	No Trade	38.96%	0	Absolutely No	0	100	Research Defon Sell	4.98%	19.53%	C	2				
2025/02/03	0.984	No Trade	No Trade	22.72%	0	Absolutely No	0	98	Research Defon Sell	2.86%	17.77%	C	1				
2025/02/04	0.995	No Trade	No Trade	31.62%	0	Absolutely No	0	99	Research Defon Sell	3.98%	19.68%	C	-3				
2025/02/05	0.985	No Trade	No Trade	23.90%	0	Absolutely No	0	98	Research Defon Sell	2.93%	18.40%	C	-7				
2025/02/06	0.999	No Trade	No Trade	37.31%	0	Absolutely No	0	99	Research Defon Sell	4.30%	19.19%	C	-10				
2025/02/07	1.009	No Trade	No Trade	49.53%	0	Absolutely No	0	100	Research Defon Sell	5.28%	20.68%	C	-11				
2025/02/10	1.015	No Trade	No Trade	54.55%	0	Absolutely No	0	100	Research Defon Sell	5.81%	20.22%	C	-9				
2025/02/11	1.026	No Trade	No Trade	64.17%	50	Research	85	100	Research Defon Sell	6.84%	21.03%	A	-6				
2025/02/12	1.029	No Trade	No Trade	67.40%	50	Research	85	100	Research Defon Sell	7.18%	21.67%	A	-2				
2025/02/13	1.026	No Trade	No Trade	63.96%	50	Research	85	100	Research Defon Sell	6.81%	20.71%	A	2				
2025/02/14	1.024	No Trade	No Trade	60.75%	50	Research	85	99	Research Defon Sell	6.47%	19.15%	A	6				
2025/02/17	1.032	No Trade	No Trade	68.97%	50	Research	85	100	Research Defon Sell	7.24%	15.56%	A	10				
2025/02/18	1.053	No Trade	No Trade	89.72%	50	Research	85	100	Research Defon Sell	9.35%	18.30%	A	13				
2025/02/19	1.057	No Trade	No Trade	92.86%	50	Research	85	100	Research Defon Sell	9.65%	17.02%	A	15				
2025/02/20	1.042	No Trade	No Trade	77.70%	50	Research	85	99	Research Defon Sell	8.08%	16.73%	B	16				
2025/02/21	1.049	No Trade	No Trade	84.07%	50	Research	85	99	Research Defon Sell	8.74%	16.35%	A	15				
2025/02/24	1.040	No Trade	No Trade	74.10%	50	Research	85	98	Research Defon Sell	7.70%	14.41%	C	15				
2025/02/25	1.065	No Trade	No Trade	98.09%	50	Research	85	100	Research Defon Sell	10.20%	16.77%	A	17				
2025/02/26	1.071	No Trade	No Trade	100.00%	50	Research	85	100	Research Defon Sell	10.79%	18.69%	A	20				
2025/02/27	1.068	No Trade	No Trade	96.73%	50	Research	85	100	Research Defon Sell	10.44%	21.74%	A	25				
2025/02/28	1.087	No Trade	No Trade	100.00%	50	Research	85	100	Research Defon Sell	12.32%	23.07%	A	27				
2025/03/03	1.089	No Trade	No Trade	100.00%	50	Research	85	100	Research Defon Sell	12.43%	22.75%	A	30				
2025/03/04	1.072	No Trade	No Trade	85.68%	60	Research	85	98	Research Defon Sell	10.65%	19.67%	B	32				
2025/03/05	1.088	No Trade	No Trade	98.19%	60	Research	85	100	Research Defon Sell	12.20%	21.20%	A	32				
2025/03/06	1.038	Sell_Panda_ST	Sell_Panda_ST	56.16%	50	Research	85	95	Research Defon Sell	6.98%	13.82%	C	30				
2025/03/07	1.032	Sell_Panda_ST	Sell_Panda_ST	50.88%	0	Research	85	0	Absolutely no Trade	6.32%	12.08%	C	26				
2025/03/10	1.016	Sell_Panda_ST	Sell_Panda_ST	36.60%	0	Absolutely No	0	0	Absolutely no Trade	4.55%	10.75%	C	22				
2025/03/11	1.012	Sell_Panda_ST	Sell_Panda_ST	33.20%	0	Absolutely No	0	0	Absolutely no Trade	4.13%	10.43%	C	19				
2025/03/12	1.014	Sell_Panda_ST	Sell_Panda_ST	34.06%	0	Absolutely No	0	0	Absolutely no Trade	4.23%	10.86%	C	15				
2025/03/13	1.024	No Trade	No Trade	42.37%	0	Absolutely No	0	0	Absolutely no Trade	5.27%	13.98%	C	11				
2025/03/14	1.033	No Trade	No Trade	49.53%	0	Research	85	0	Absolutely no Trade	6.16%	13.86%	C	8				
2025/03/17	1.037	No Trade	No Trade	51.27%	50	Research	85	95	Research Defon Sell	6.37%	14.06%	C	4				
2025/03/18	1.054	No Trade	No Trade	64.70%	50	Research	85	97	Research Defon Sell	8.04%	16.21%	B	5				

HCA.NYS

B

HCA Healthcare

u

Health Care

y

Health Care Providers & Services

New York

Market Cap : (B)

82 304

Follow the " 3day to 5day waiting period " before entering the trade : understand the Graph, Trend and Variables

ABC.NYS

AmerisourceBergen

Health Care

Health Care Providers & Services

New York

Market Cap : (B)

48 026

Plan your enrty levels. Focus on the process not the outcome. Expect further short-term deviation from the trade signal. "Patience"

-2.960														8.988		-3.037	
Date	Price or Relative Price	Short_Term_ Radar	Medium_ Term_Radar	Caterpillar_ %	Wise_ Owl(Rnk)	324_Factor	Factor_324	Defcon _Index	Defcon _Index_Trade	Margin of Safety	75_Day_Mom	Trade_Rating (Guidance)	Trendsum				
2025/01/22	1.294	Buy_Panda_ST	No Trade	61.02%	50	Research	-85	-92	Research Defcon Buy	-10.14%	-27.16%	B	-31				
2025/01/23	1.312	Buy_Panda_ST	Buy_Panda_ST	53.35%	50	Research	-85	-91	Research Defcon Buy	-8.87%	-26.76%	C	-28				
2025/01/24	1.260	No Trade	No Trade	75.25%	50	Research	-85	-95	Research Defcon Buy	-12.51%	-27.70%	B	-27				
2025/01/27	1.303	Buy_Panda_ST	Buy_Panda_ST	57.59%	50	Research	-85	-91	Research Defcon Buy	-9.57%	-24.03%	C	-27				
2025/01/28	1.289	No Trade	No Trade	63.49%	50	Research	-85	-93	Research Defcon Buy	-10.55%	-26.24%	B	-26				
2025/01/29	1.280	No Trade	No Trade	67.07%	50	Research	-85	-93	Research Defcon Buy	-11.15%	-26.55%	B	-26				
2025/01/30	1.295	No Trade	No Trade	61.03%	50	Research	-85	-92	Research Defcon Buy	-10.14%	-26.97%	B	-26				
2025/01/31	1.298	No Trade	No Trade	59.76%	50	Research	-85	-92	Research Defcon Buy	-9.93%	-26.28%	C	-25				
2025/02/03	1.314	Buy_Panda_ST	Buy_Panda_ST	53.16%	30	Research	-85	-90	Research Defcon Buy	-8.83%	-23.67%	C	-20				
2025/02/04	1.331	Buy_Panda_ST	Buy_Panda_ST	46.14%	0	Research	-85	0	Absolutely no Trade	-7.67%	-23.07%	C	-15				
2025/02/05	1.330	No Trade	No Trade	46.59%	0	Research	-85	0	Absolutely no Trade	-7.74%	-22.91%	C	-11				
2025/02/06	1.319	No Trade	No Trade	51.37%	30	Research	-85	-90	Research Defcon Buy	-8.54%	-24.66%	C	-8				
2025/02/07	1.299	No Trade	No Trade	59.48%	30	Research	-85	-92	Research Defcon Buy	-9.88%	-25.18%	C	-4				
2025/02/10	1.292	No Trade	No Trade	62.73%	30	Research	-85	-92	Research Defcon Buy	-10.43%	-25.89%	C	-2				
2025/02/11	1.312	No Trade	No Trade	54.34%	30	Research	-85	-91	Research Defcon Buy	-9.03%	-24.96%	C	-4				
2025/02/12	1.282	No Trade	No Trade	66.72%	30	Research	-85	-93	Research Defcon Buy	-11.09%	-24.40%	C	-6				
2025/02/13	1.316	No Trade	No Trade	52.55%	30	Research	-85	-90	Research Defcon Buy	-8.73%	-15.09%	C	-7				
2025/02/14	1.303	No Trade	No Trade	58.11%	30	Research	-85	-91	Research Defcon Buy	-9.66%	-14.64%	C	-9				
2025/02/17	1.303	No Trade	No Trade	58.25%	30	Research	-85	-91	Research Defcon Buy	-9.68%	-16.25%	C	-11				
2025/02/18	1.312	No Trade	No Trade	54.75%	30	Research	-85	-91	Research Defcon Buy	-9.10%	-16.60%	C	-13				
2025/02/19	1.306	No Trade	No Trade	57.12%	30	Research	-85	-91	Research Defcon Buy	-9.49%	-16.96%	C	-12				
2025/02/20	1.321	No Trade	No Trade	51.18%	30	Research	-85	-90	Research Defcon Buy	-8.51%	-13.39%	C	-6				
2025/02/21	1.311	No Trade	No Trade	55.37%	30	Research	-85	-91	Research Defcon Buy	-9.20%	-15.59%	C	-1				
2025/02/24	1.308	No Trade	No Trade	74.97%	30	Research	-85	-91	Research Defcon Buy	-9.38%	-16.50%	C	2				
2025/02/25	1.329	No Trade	No Trade	63.38%	0	Research	-85	0	Absolutely no Trade	-7.93%	-6.46%	C	5				
2025/02/26	1.276	No Trade	No Trade	92.87%	50	Research	-85	-94	Research Defcon Buy	-11.61%	-11.18%	C	4				
2025/02/27	1.289	No Trade	No Trade	85.98%	50	Research	-85	-93	Research Defcon Buy	-10.75%	-9.60%	C	1				
2025/02/28	1.208	No Trade	No Trade	100.00%	50	Research	-85	-98	Research Defcon Buy	-16.35%	-15.94%	B	-1				
2025/03/03	1.219	No Trade	No Trade	95.56%	50	Research	-85	-97	Research Defcon Buy	-15.63%	-13.49%	C	-4				
2025/03/04	1.232	No Trade	No Trade	90.04%	50	Research	-85	-95	Research Defcon Buy	-14.72%	-11.84%	C	-5				
2025/03/05	1.271	No Trade	No Trade	73.70%	0	Research	-85	0	Absolutely no Trade	-12.05%	-10.48%	C	-6				
2025/03/06	1.268	No Trade	No Trade	74.96%	30	Research	-85	-92	Research Defcon Buy	-12.26%	-11.19%	C	-6				
2025/03/07	1.297	No Trade	No Trade	62.75%	0	Research	-85	0	Absolutely no Trade	-10.26%	-6.22%	C	-4				
2025/03/10	1.285	No Trade	No Trade	67.80%	0	Research	-85	0	Absolutely no Trade	-11.09%	-7.58%	C	-2				
2025/03/11	1.241	No Trade	No Trade	86.46%	50	Research	-85	-95	Research Defcon Buy	-14.14%	-9.35%	C	-1				
2025/03/12	1.232	No Trade	No Trade	90.50%	50	Research	-85	-96	Research Defcon Buy	-14.80%	-8.91%	C	0				
2025/03/13	1.230	No Trade	No Trade	91.46%	50	Research	-85	-96	Research Defcon Buy	-14.96%	-7.28%	C	-2				
2025/03/14	1.238	No Trade	No Trade	88.12%	50	Research	-85	-95	Research Defcon Buy	-14.41%	-7.17%	C	-6				
2025/03/17	1.259	No Trade	No Trade	79.35%	50	Research	-85	-93	Research Defcon Buy	-12.98%	-4.94%	C	-8				
2025/03/18	1.250	No Trade	No Trade	83.08%	50	Research	-85	-94	Research Defcon Buy	-13.59%	-4.11%	C	-9				



Date	9 day	9 vs 21 day	33 day
2025/01/29	Sell_9day	Sell 9 vs 21	Sell 33_Day
2025/01/30	Buy_9day	Sell 9 vs 21	Sell 33_Day
2025/01/31	Buy_9day	Sell 9 vs 21	Sell 33_Day
2025/02/03	Buy_9day	Sell 9 vs 21	Buy 33_Day
2025/02/04	Buy_9day	Buy 9 vs 21	Buy 33_Day
2025/02/05	Buy_9day	Buy 9 vs 21	Buy 33_Day
2025/02/06	Buy_9day	Buy 9 vs 21	Buy 33_Day
2025/02/07	Sell_9day	Buy 9 vs 21	Sell 33_Day
2025/02/10	Sell_9day	Buy 9 vs 21	Sell 33_Day
2025/02/11	Buy_9day	Buy 9 vs 21	Buy 33_Day
2025/02/12	Sell_9day	Buy 9 vs 21	Sell 33_Day
2025/02/13	Buy_9day	Buy 9 vs 21	Buy 33_Day
2025/02/14	Sell_9day	Buy 9 vs 21	Buy 33_Day
2025/02/17	Sell_9day	Buy 9 vs 21	Buy 33_Day
2025/02/18	Buy_9day	Buy 9 vs 21	Buy 33_Day
2025/02/19	Buy_9day	Buy 9 vs 21	Buy 33_Day
2025/02/20	Buy_9day	Buy 9 vs 21	Buy 33_Day
2025/02/21	Buy_9day	Buy 9 vs 21	Buy 33_Day
2025/02/24	Buy_9day	Buy 9 vs 21	Buy 33_Day
2025/02/25	Buy_9day	Buy 9 vs 21	Buy 33_Day
2025/02/26	Sell_9day	Buy 9 vs 21	Sell 33_Day
2025/02/27	Sell_9day	Sell 9 vs 21	Sell 33_Day
2025/02/28	Sell_9day	Sell 9 vs 21	Sell 33_Day
2025/03/03	Sell_9day	Sell 9 vs 21	Sell 33_Day
2025/03/04	Sell_9day	Sell 9 vs 21	Sell 33_Day
2025/03/05	Sell_9day	Sell 9 vs 21	Sell 33_Day
2025/03/06	Buy_9day	Sell 9 vs 21	Sell 33_Day
2025/03/07	Buy_9day	Sell 9 vs 21	Buy 33_Day
2025/03/10	Buy_9day	Sell 9 vs 21	Sell 33_Day
2025/03/11	Sell_9day	Sell 9 vs 21	Sell 33_Day
2025/03/12	Sell_9day	Sell 9 vs 21	Sell 33_Day
2025/03/13	Sell_9day	Sell 9 vs 21	Sell 33_Day
2025/03/14	Sell_9day	Sell 9 vs 21	Sell 33_Day
2025/03/17	Buy_9day	Sell 9 vs 21	Sell 33_Day
2025/03/18	Sell_9day	Sell 9 vs 21	Sell 33_Day

Strategy Universe

Pairs_NYSE_Health Care Providers

Ascendant guidance

Trade

Strategy_Open Date

2025/01/22

Caterpillar Guidance

Trade

HCA.NYS

21 per. Mov. Avg. (HCA.NYS)

Linear (HCA.NYS)

ABC.NYS

21 per. Mov. Avg. (ABC.NYS)

Linear (ABC.NYS)

(+) : Mom Days

0

(-) : Mom Days

15

Guided : Factor

9 vs 21 day

324_Buy Guidance

91.9%

324_Sell Guidance

0.0%

Mom_75 (days)

-4.1%

9 vs 21 day

-1.19%

Price vs 9 day

-0.44%

OTIS.NYS

BuY

Otis Worldwide
Industrial
Machinery

New York

Market Cap : (B)

40 425

SNA.NYS

Snap-on

Industrial
Machinery

New York

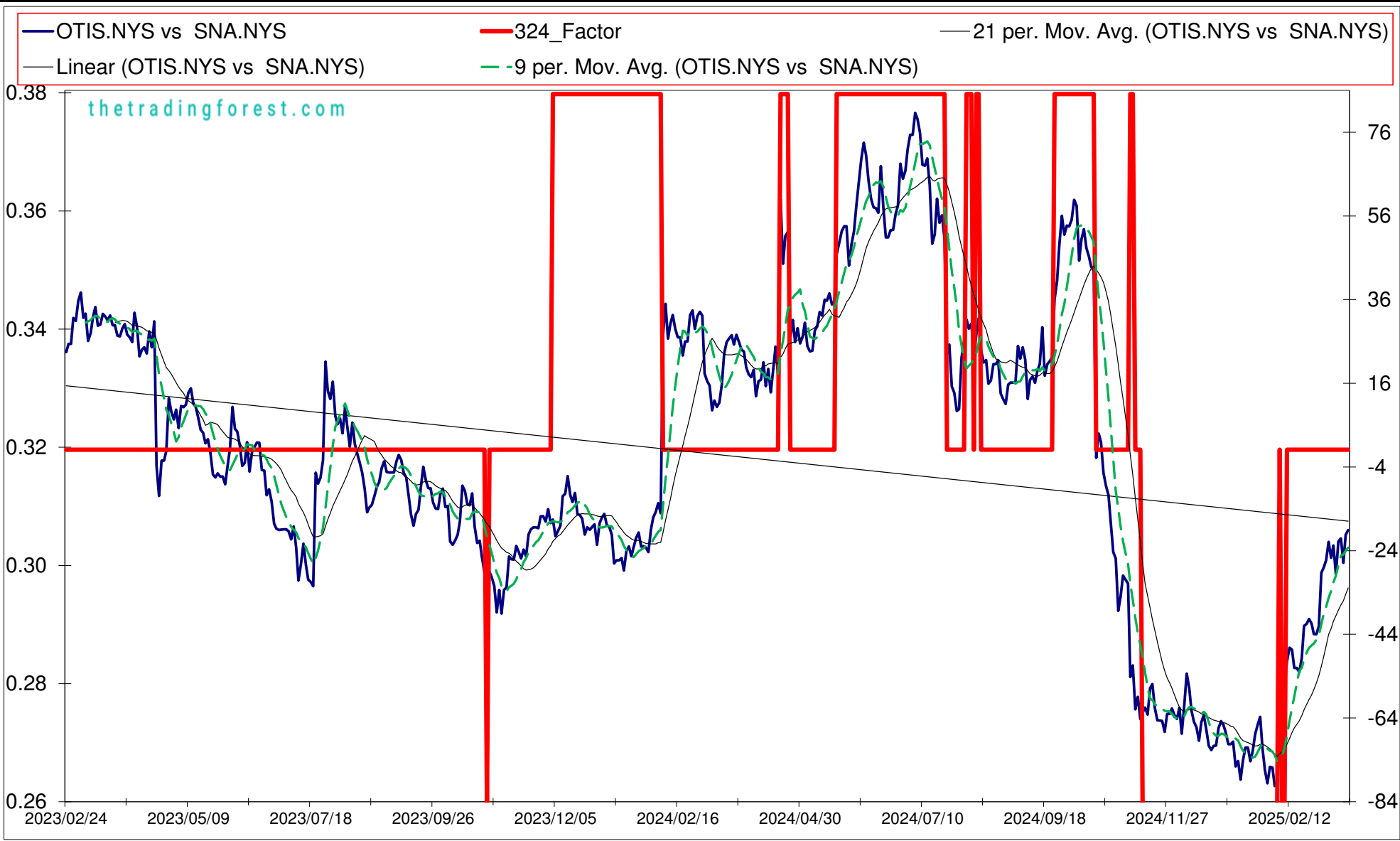
Market Cap : (B)

19 216

Follow the " 3day to 5day waiting period " before entering the trade : understand the Graph, Trend and Variables

Plan your enrty levels. Focus on the process not the outcome. Expect further short-term deviation from the trade signal. "Patience"

-2.068										-41.462 20.046			
Date	Price or Relative Price	Short_Term_ Radar	Medium_ Term_Radar	Caterpillar_ %	Wise_ Owl(Rnk)	324_Factor	Factor_324	Defcon _Index	Defcon _Index_Trade	Margin of Safety	75_Day_Mom	Trade_Rating (Guidance)	Trendsum
2025/01/22	0.271	Buy_Panda_ST	No Trade	62.13%	50	Research	-85	-98	Research Defcon Buy	-10.23%	-24.90%	B	-26
2025/01/23	0.274	Buy_Panda_ST	Buy_Panda_ST	56.06%	50	Research	-85	-97	Research Defcon Buy	-9.23%	-24.80%	B	-23
2025/01/24	0.276	Buy_Panda_ST	Buy_Panda_ST	52.64%	50	Research	-85	-97	Research Defcon Buy	-8.67%	-24.16%	B	-18
2025/01/27	0.277	Buy_Panda_ST	Buy_Panda_ST	49.34%	50	Research	-85	-96	Research Defcon Buy	-8.12%	-21.79%	B	-13
2025/01/28	0.272	No Trade	No Trade	59.70%	50	Research	-85	-98	Research Defcon Buy	-9.83%	-24.04%	B	-9
2025/01/29	0.268	No Trade	No Trade	67.15%	50	Research	-85	-99	Research Defcon Buy	-11.06%	-25.46%	A	-9
2025/01/30	0.266	No Trade	No Trade	71.36%	50	Research	-85	-100	Research Defcon Buy	-11.75%	-25.41%	A	-9
2025/01/31	0.269	No Trade	No Trade	65.58%	50	Research	-85	-99	Research Defcon Buy	-10.80%	-24.34%	B	-12
2025/02/03	0.269	No Trade	No Trade	65.18%	50	Research	-85	-99	Research Defcon Buy	-10.73%	-23.99%	B	-13
2025/02/04	0.265	No Trade	No Trade	71.30%	50	Research	-85	-100	Research Defcon Buy	-11.74%	-24.74%	A	-13
2025/02/05	0.266	No Trade	No Trade	70.95%	50	Research	-85	-100	Research Defcon Buy	-11.68%	-17.28%	A	-14
2025/02/06	0.283	Buy_Panda_ST	Buy_Panda_ST	36.16%	0	Absolutely No	0	0	Absolutely no Trade	-5.95%	-13.06%	C	-13
2025/02/07	0.280	No Trade	No Trade	41.00%	0	Research	-85	0	Absolutely no Trade	-6.75%	-13.46%	C	-11
2025/02/10	0.282	No Trade	No Trade	36.53%	0	Research	-85	0	Absolutely no Trade	-6.02%	-11.44%	C	-11
2025/02/11	0.287	No Trade	No Trade	27.06%	0	Absolutely No	0	0	Absolutely no Trade	-4.46%	-9.38%	C	-7
2025/02/12	0.289	No Trade	No Trade	22.23%	0	Absolutely No	0	0	Absolutely no Trade	-3.66%	-8.21%	C	-4
2025/02/13	0.289	No Trade	No Trade	22.72%	0	Absolutely No	0	0	Absolutely no Trade	-3.74%	-6.95%	C	-1
2025/02/14	0.285	No Trade	No Trade	31.03%	0	Absolutely No	0	0	Absolutely no Trade	-4.73%	-6.42%	C	1
2025/02/17	0.285	No Trade	No Trade	30.62%	0	Absolutely No	0	0	Absolutely no Trade	-4.63%	-6.10%	C	3
2025/02/18	0.285	No Trade	No Trade	35.30%	0	Absolutely No	0	0	Absolutely no Trade	-4.83%	-3.52%	C	3
2025/02/19	0.287	No Trade	No Trade	29.10%	0	Absolutely No	0	78	Absolutely no Trade	-3.98%	-3.47%	C	3
2025/02/20	0.293	No Trade	No Trade	15.58%	0	Absolutely No	0	80	Research Defon Sell	-2.13%	-2.82%	C	5
2025/02/21	0.293	No Trade	No Trade	14.77%	0	Absolutely No	0	80	Research Defon Sell	-1.99%	-2.50%	C	8
2025/02/24	0.294	No Trade	No Trade	11.87%	0	Absolutely No	0	80	Research Defon Sell	-1.60%	-2.01%	C	10
2025/02/25	0.293	No Trade	No Trade	13.46%	0	Absolutely No	0	80	Research Defon Sell	-1.82%	3.20%	C	14
2025/02/26	0.291	No Trade	No Trade	17.80%	0	Absolutely No	0	79	Research Defon Sell	-2.37%	1.87%	C	15
2025/02/27	0.291	No Trade	No Trade	17.65%	0	Absolutely No	0	79	Research Defon Sell	-2.35%	4.57%	C	15
2025/02/28	0.292	No Trade	No Trade	15.21%	0	Absolutely No	0	80	Research Defon Sell	-1.87%	4.24%	C	14
2025/03/03	0.302	No Trade	No Trade	7.66%	0	Absolutely No	0	82	Research Defon Sell	1.28%	8.94%	C	16
2025/03/04	0.302	No Trade	No Trade	9.61%	0	Absolutely No	0	82	Research Defon Sell	1.61%	8.81%	C	16
2025/03/05	0.304	No Trade	No Trade	12.38%	0	Absolutely No	0	83	Research Defon Sell	2.07%	8.94%	C	16
2025/03/06	0.307	No Trade	No Trade	18.94%	0	Absolutely No	0	83	Research Defon Sell	3.17%	10.53%	C	17
2025/03/07	0.304	No Trade	No Trade	13.74%	0	Absolutely No	0	83	Research Defon Sell	2.30%	7.83%	C	19
2025/03/10	0.306	No Trade	No Trade	18.59%	0	Absolutely No	0	83	Research Defon Sell	3.11%	8.30%	C	20
2025/03/11	0.301	No Trade	No Trade	9.05%	0	Absolutely No	0	82	Research Defon Sell	1.51%	8.14%	C	23
2025/03/12	0.307	No Trade	No Trade	20.46%	0	Absolutely No	0	83	Research Defon Sell	3.43%	10.95%	C	27
2025/03/13	0.307	No Trade	No Trade	21.73%	0	Absolutely No	0	83	Research Defon Sell	3.64%	11.15%	C	27
2025/03/14	0.303	No Trade	No Trade	13.64%	0	Absolutely No	0	82	Research Defon Sell	2.28%	9.69%	C	28
2025/03/17	0.308	No Trade	No Trade	23.89%	0	Absolutely No	0	84	Research Defon Sell	4.00%	12.15%	C	28
2025/03/18	0.309	No Trade	No Trade	25.80%	0	Absolutely No	0	84	Research Defon Sell	4.32%	11.21%	C	27



Date	9 day	9 vs 21 day	33 day
2025/01/29	Sell_9day	Buy 9 vs 21	Sell 33_Day
2025/01/30	Sell_9day	Sell 9 vs 21	Sell 33_Day
2025/01/31	Sell_9day	Sell 9 vs 21	Sell 33_Day
2025/02/03	Sell_9day	Sell 9 vs 21	Sell 33_Day
2025/02/04	Sell_9day	Sell 9 vs 21	Sell 33_Day
2025/02/05	Sell_9day	Sell 9 vs 21	Sell 33_Day
2025/02/06	Buy_9day	Sell 9 vs 21	Buy 33_Day
2025/02/07	Buy_9day	Sell 9 vs 21	Buy 33_Day
2025/02/10	Buy_9day	Buy 9 vs 21	Buy 33_Day
2025/02/11	Buy_9day	Buy 9 vs 21	Buy 33_Day
2025/02/12	Buy_9day	Buy 9 vs 21	Buy 33_Day
2025/02/13	Buy_9day	Buy 9 vs 21	Buy 33_Day
2025/02/14	Buy_9day	Buy 9 vs 21	Buy 33_Day
2025/02/17	Buy_9day	Buy 9 vs 21	Buy 33_Day
2025/02/18	Sell_9day	Buy 9 vs 21	Buy 33_Day
2025/02/19	Buy_9day	Buy 9 vs 21	Buy 33_Day
2025/02/20	Buy_9day	Buy 9 vs 21	Buy 33_Day
2025/02/21	Buy_9day	Buy 9 vs 21	Buy 33_Day
2025/02/24	Buy_9day	Buy 9 vs 21	Buy 33_Day
2025/02/25	Buy_9day	Buy 9 vs 21	Buy 33_Day
2025/02/26	Buy_9day	Buy 9 vs 21	Buy 33_Day
2025/02/27	Buy_9day	Buy 9 vs 21	Buy 33_Day
2025/02/28	Buy_9day	Buy 9 vs 21	Buy 33_Day
2025/03/03	Buy_9day	Buy 9 vs 21	Buy 33_Day
2025/03/04	Buy_9day	Buy 9 vs 21	Buy 33_Day
2025/03/05	Buy_9day	Buy 9 vs 21	Buy 33_Day
2025/03/06	Buy_9day	Buy 9 vs 21	Buy 33_Day
2025/03/07	Buy_9day	Buy 9 vs 21	Buy 33_Day
2025/03/10	Buy_9day	Buy 9 vs 21	Buy 33_Day
2025/03/11	Buy_9day	Buy 9 vs 21	Buy 33_Day
2025/03/12	Buy_9day	Buy 9 vs 21	Buy 33_Day
2025/03/13	Buy_9day	Buy 9 vs 21	Buy 33_Day
2025/03/14	Sell_9day	Buy 9 vs 21	Buy 33_Day
2025/03/17	Buy_9day	Buy 9 vs 21	Buy 33_Day
2025/03/18	Buy_9day	Buy 9 vs 21	Buy 33_Day

Strategy Universe	Pairs_NYSE_Industrial	Ascendant guidance	Trade	Strategy_Open Date	2025/01/22	Caterpillar Guidance	Trade	
<div><div><div>OTIS.NYS</div><div>21 per. Mov. Avg. (OTIS.NYS)</div><div>Linear (OTIS.NYS)</div></div><div><div>SNA.NYS</div><div>21 per. Mov. Avg. (SNA.NYS)</div><div>Linear (SNA.NYS)</div></div></div>							(+) : Mom Days	16
							(-) : Mom Days	0
							Guided : Factor	9 vs 21 day
							324_Buy Guidance	0.0%
							324_Sell Guidance	81.4%
							Mom_75 (days)	11.2%
							9 vs 21 day	2.29%
							Price vs 9 day	0.97%

ACA.PAR

B

Credit Agricole S.A.

u

Financials

y

Banks

France

Market Cap : (B)

39 675

Follow the " 3day to 5day waiting period " before entering the trade : understand the Graph, Trend and Variables

HSBA.LSE

Hsbc Holdings Plc

Financials

Banks

United Kingdom

Market Cap : (B)

128 585

Plan your enrtly levels. Focus on the process not the outcome. Expect further short-term deviation from the trade signal. "Patience"

-2.099														-53.944		25.704	
Date	Price or Relative Price	Short_Term_ Radar	Medium_ Term_Radar	Caterpillar_ %	Wise_ Owl(Rnk)	324_Factor	Factor_324	Defcon _Index	Defcon _Index_Trade	Margin of Safety	75_Day_Mom	Trade_Rating (Guidance)	Trendsum				
2025/01/22	0.017	Buy_Panda_ST	Buy_Panda_ST	30.10%	50	Research	-85	-98	Research Defcon Buy	-6.96%	-13.12%	C	-19				
2025/01/23	0.017	Buy_Panda_ST	Buy_Panda_ST	27.84%	50	Research	-85	-97	Research Defcon Buy	-6.44%	-12.69%	C	-17				
2025/01/24	0.017	Buy_Panda_ST	Buy_Panda_ST	23.35%	0	Absolutely No	0	-96	Research Defcon Buy	-5.23%	-12.27%	C	-14				
2025/01/27	0.017	No Trade	No Trade	24.13%	0	Absolutely No	0	-96	Research Defcon Buy	-5.40%	-16.72%	C	-10				
2025/01/28	0.017	No Trade	No Trade	20.35%	0	Absolutely No	0	-96	Research Defcon Buy	-4.56%	-16.07%	C	-7				
2025/01/29	0.017	No Trade	No Trade	24.91%	0	Absolutely No	0	-97	Research Defcon Buy	-5.41%	-16.13%	C	-4				
2025/01/30	0.017	No Trade	No Trade	26.24%	0	Absolutely No	0	-96	Research Defcon Buy	-5.14%	-15.41%	C	-2				
2025/01/31	0.017	No Trade	No Trade	30.94%	0	Absolutely No	0	-97	Research Defcon Buy	-5.94%	-16.26%	C	1				
2025/02/03	0.018	No Trade	No Trade	20.48%	0	Absolutely No	0	-95	Research Defcon Buy	-3.93%	-16.25%	C	6				
2025/02/04	0.018	No Trade	No Trade	19.99%	0	Absolutely No	0	-95	Research Defcon Buy	-3.80%	-16.00%	C	10				
2025/02/05	0.018	No Trade	No Trade	14.22%	0	Absolutely No	0	0	Absolutely no Trade	-2.64%	-15.61%	C	12				
2025/02/06	0.018	No Trade	No Trade	18.33%	0	Absolutely No	0	0	Absolutely no Trade	-3.25%	-16.15%	C	15				
2025/02/07	0.018	No Trade	No Trade	17.42%	0	Absolutely No	0	0	Absolutely no Trade	-2.69%	-16.09%	C	17				
2025/02/10	0.017	No Trade	No Trade	26.97%	0	Absolutely No	0	-96	Research Defcon Buy	-4.17%	-16.10%	C	17				
2025/02/11	0.017	No Trade	No Trade	24.98%	0	Absolutely No	0	-96	Research Defcon Buy	-3.86%	-15.71%	C	15				
2025/02/12	0.017	No Trade	No Trade	27.76%	0	Absolutely No	0	-96	Research Defcon Buy	-4.29%	-15.92%	C	15				
2025/02/13	0.017	No Trade	No Trade	29.64%	0	Absolutely No	0	-96	Research Defcon Buy	-4.58%	-15.56%	C	13				
2025/02/14	0.018	No Trade	No Trade	20.82%	0	Absolutely No	0	-95	Research Defcon Buy	-3.22%	-13.79%	C	10				
2025/02/17	0.017	No Trade	No Trade	25.89%	0	Absolutely No	0	-96	Research Defcon Buy	-4.00%	-12.05%	C	8				
2025/02/18	0.017	No Trade	No Trade	28.04%	0	Absolutely No	0	-96	Research Defcon Buy	-4.33%	-12.48%	C	5				
2025/02/19	0.017	No Trade	No Trade	28.85%	0	Absolutely No	0	-97	Research Defcon Buy	-4.46%	-12.59%	C	1				
2025/02/20	0.018	No Trade	No Trade	16.35%	0	Absolutely No	0	0	Absolutely no Trade	-2.53%	-11.41%	C	1				
2025/02/21	0.018	No Trade	No Trade	15.45%	0	Absolutely No	0	0	Absolutely no Trade	-2.39%	-11.14%	C	1				
2025/02/24	0.018	No Trade	No Trade	9.04%	0	Absolutely No	0	0	Absolutely no Trade	-1.40%	-10.10%	C	1				
2025/02/25	0.017	No Trade	No Trade	20.40%	0	Absolutely No	0	-96	Research Defcon Buy	-3.15%	-8.06%	C	2				
2025/02/26	0.017	No Trade	No Trade	21.14%	0	Absolutely No	0	-96	Research Defcon Buy	-3.09%	-5.75%	C	4				
2025/02/27	0.018	No Trade	No Trade	19.15%	0	Absolutely No	0	-95	Research Defcon Buy	-2.80%	-8.31%	C	5				
2025/02/28	0.017	No Trade	No Trade	33.79%	0	Absolutely No	0	-98	Research Defcon Buy	-4.85%	-9.78%	C	0				
2025/03/03	0.017	No Trade	No Trade	34.12%	0	Absolutely No	0	-98	Research Defcon Buy	-4.90%	-9.45%	C	-5				
2025/03/04	0.017	No Trade	No Trade	28.77%	0	Absolutely No	0	-97	Research Defcon Buy	-4.13%	-7.19%	C	-8				
2025/03/05	0.018	No Trade	No Trade	17.09%	0	Absolutely No	0	-95	Research Defcon Buy	-2.45%	-5.54%	C	-11				
2025/03/06	0.019	No Trade	No Trade	38.42%	0	Absolutely No	0	84	Research Defon Sell	4.74%	1.62%	C	-10				
2025/03/07	0.019	No Trade	No Trade	43.05%	0	Absolutely No	0	84	Research Defon Sell	5.32%	2.53%	C	-10				
2025/03/10	0.019	No Trade	No Trade	51.44%	0	Absolutely No	0	85	Research Defon Sell	6.35%	3.42%	C	-8				
2025/03/11	0.019	No Trade	No Trade	55.47%	0	Absolutely No	0	85	Research Defon Sell	6.85%	4.25%	C	-4				
2025/03/12	0.019	No Trade	No Trade	54.49%	0	Absolutely No	0	85	Research Defon Sell	6.73%	4.72%	C	1				
2025/03/13	0.019	No Trade	No Trade	46.81%	0	Absolutely No	0	84	Research Defon Sell	5.78%	5.12%	C	4				
2025/03/14	0.019	No Trade	No Trade	40.24%	0	Absolutely No	0	84	Research Defon Sell	4.97%	6.62%	C	5				
2025/03/17	0.019	No Trade	No Trade	44.69%	0	Absolutely No	0	84	Research Defon Sell	5.52%	8.82%	C	4				
2025/03/18	0.019	No Trade	No Trade	42.19%	0	Absolutely No	0	84	Research Defon Sell	5.21%	9.82%	C	1				



Date	9 day	9 vs 21 day	33 day
2025/01/29	Buy_9day	Buy 9 vs 21	Buy 33_Day
2025/01/30	Buy_9day	Buy 9 vs 21	Buy 33_Day
2025/01/31	Sell_9day	Buy 9 vs 21	Buy 33_Day
2025/02/03	Buy_9day	Buy 9 vs 21	Buy 33_Day
2025/02/04	Buy_9day	Buy 9 vs 21	Buy 33_Day
2025/02/05	Buy_9day	Buy 9 vs 21	Buy 33_Day
2025/02/06	Buy_9day	Buy 9 vs 21	Buy 33_Day
2025/02/07	Buy_9day	Buy 9 vs 21	Buy 33_Day
2025/02/10	Sell_9day	Buy 9 vs 21	Buy 33_Day
2025/02/11	Sell_9day	Buy 9 vs 21	Buy 33_Day
2025/02/12	Sell_9day	Buy 9 vs 21	Buy 33_Day
2025/02/13	Sell_9day	Buy 9 vs 21	Buy 33_Day
2025/02/14	Buy_9day	Buy 9 vs 21	Buy 33_Day
2025/02/17	Sell_9day	Buy 9 vs 21	Buy 33_Day
2025/02/18	Sell_9day	Buy 9 vs 21	Buy 33_Day
2025/02/19	Sell_9day	Buy 9 vs 21	Buy 33_Day
2025/02/20	Buy_9day	Sell 9 vs 21	Buy 33_Day
2025/02/21	Buy_9day	Sell 9 vs 21	Buy 33_Day
2025/02/24	Buy_9day	Buy 9 vs 21	Buy 33_Day
2025/02/25	Sell_9day	Buy 9 vs 21	Buy 33_Day
2025/02/26	Sell_9day	Buy 9 vs 21	Buy 33_Day
2025/02/27	Buy_9day	Buy 9 vs 21	Buy 33_Day
2025/02/28	Sell_9day	Sell 9 vs 21	Sell 33_Day
2025/03/03	Sell_9day	Sell 9 vs 21	Sell 33_Day
2025/03/04	Sell_9day	Sell 9 vs 21	Sell 33_Day
2025/03/05	Buy_9day	Sell 9 vs 21	Buy 33_Day
2025/03/06	Buy_9day	Buy 9 vs 21	Buy 33_Day
2025/03/07	Buy_9day	Buy 9 vs 21	Buy 33_Day
2025/03/10	Buy_9day	Buy 9 vs 21	Buy 33_Day
2025/03/11	Buy_9day	Buy 9 vs 21	Buy 33_Day
2025/03/12	Buy_9day	Buy 9 vs 21	Buy 33_Day
2025/03/13	Buy_9day	Buy 9 vs 21	Buy 33_Day
2025/03/14	Buy_9day	Buy 9 vs 21	Buy 33_Day
2025/03/17	Buy_9day	Buy 9 vs 21	Buy 33_Day
2025/03/18	Sell_9day	Buy 9 vs 21	Buy 33_Day

Strategy Universe

Euro_Bank_Pairs

Ascendant guidance

Research

Strategy_Open Date

2025/01/22

Caterpillar Guidance

Apply Caution

ACA.PAR

21 per. Mov. Avg. (ACA.PAR)

Linear (ACA.PAR)

HSBA.LSE

21 per. Mov. Avg. (HSBA.LSE)

Linear (HSBA.LSE)

(+) : Mom Days

9

(-) : Mom Days

0

Guided : Factor

9 vs 21 day

324_Buy Guidance

0.0%

324_Sell Guidance

81.2%

Mom_75 (days)

9.8%

9 vs 21 day

4.73%

Price vs 9 day

-0.79%

S
e
l
l

DTE.ETR

Deutsche Telekom N Ag

Communication

Telecommunication

Germany

Market Cap : (B)

144 270

Follow the " 3day to 5day waiting period " before entering the trade : understand the Graph, Trend and Variables

KPN.AMS

Koninklijke Kpn Nv

Communication

Telecommunications

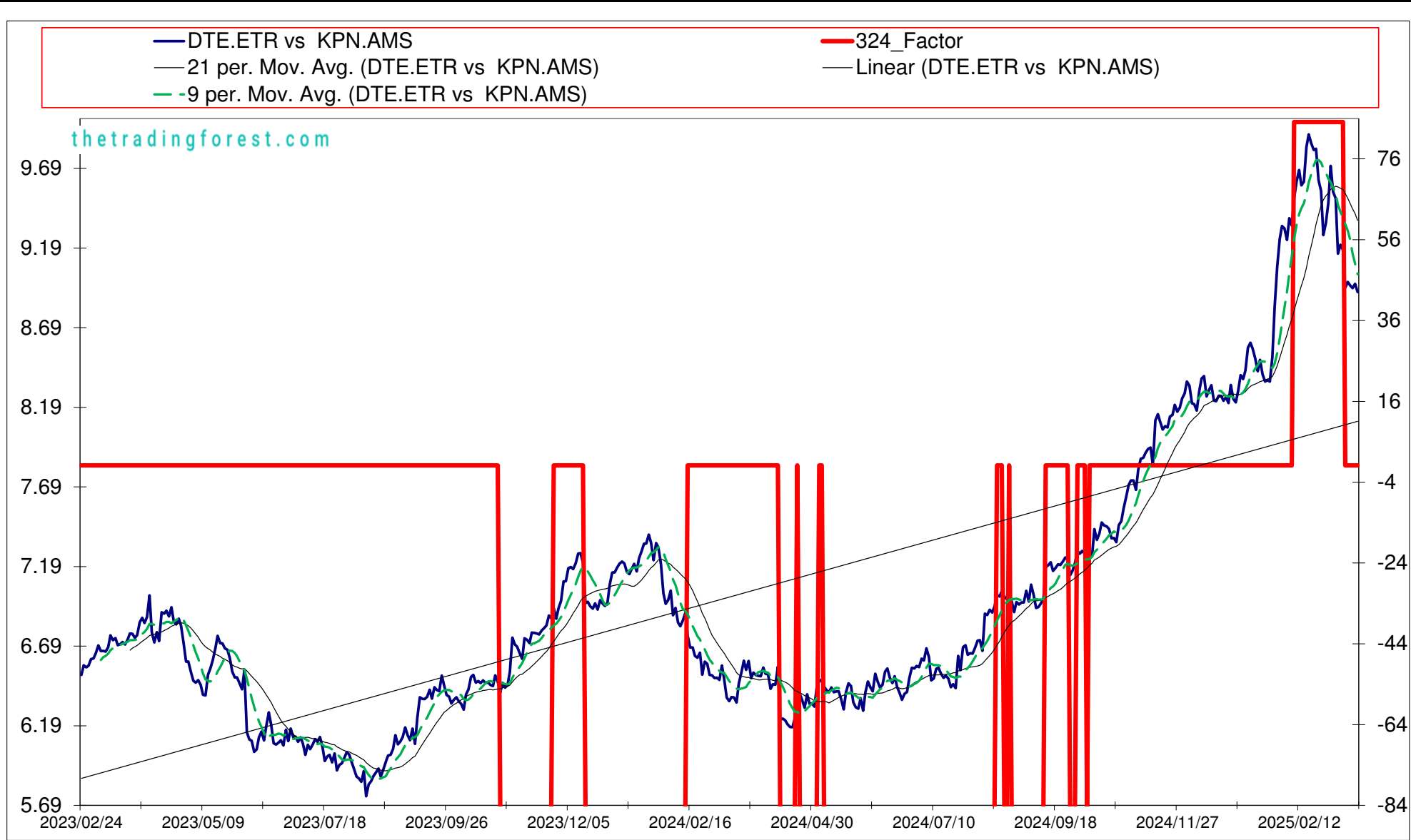
Netherlands

Market Cap : (B)

14 078

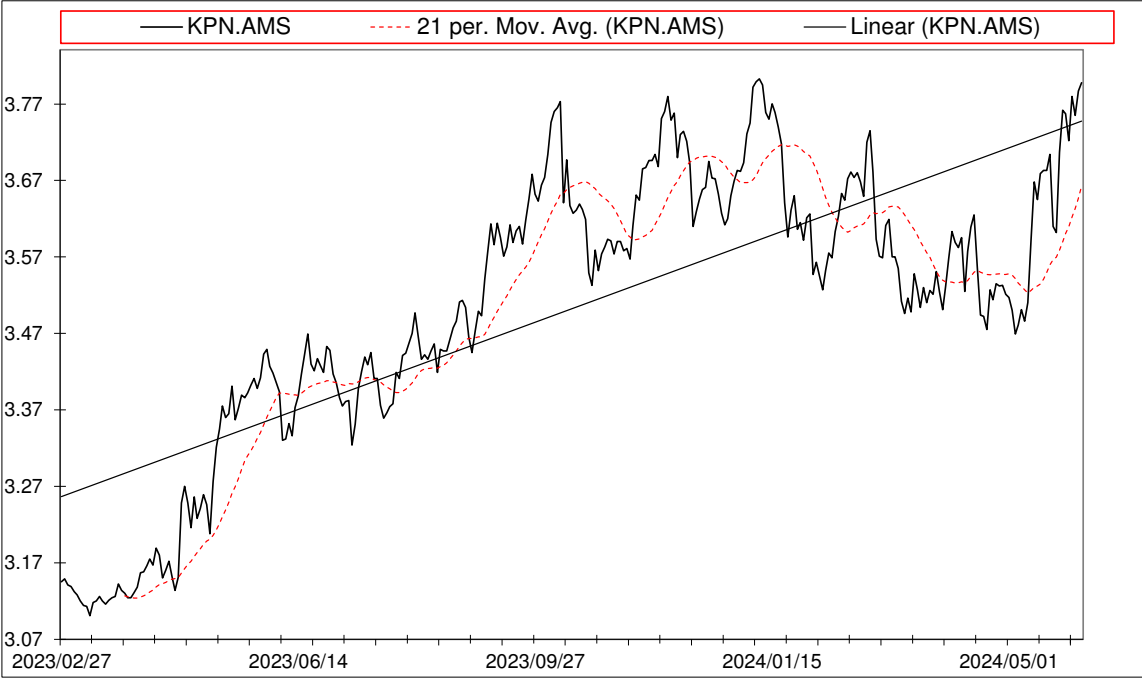
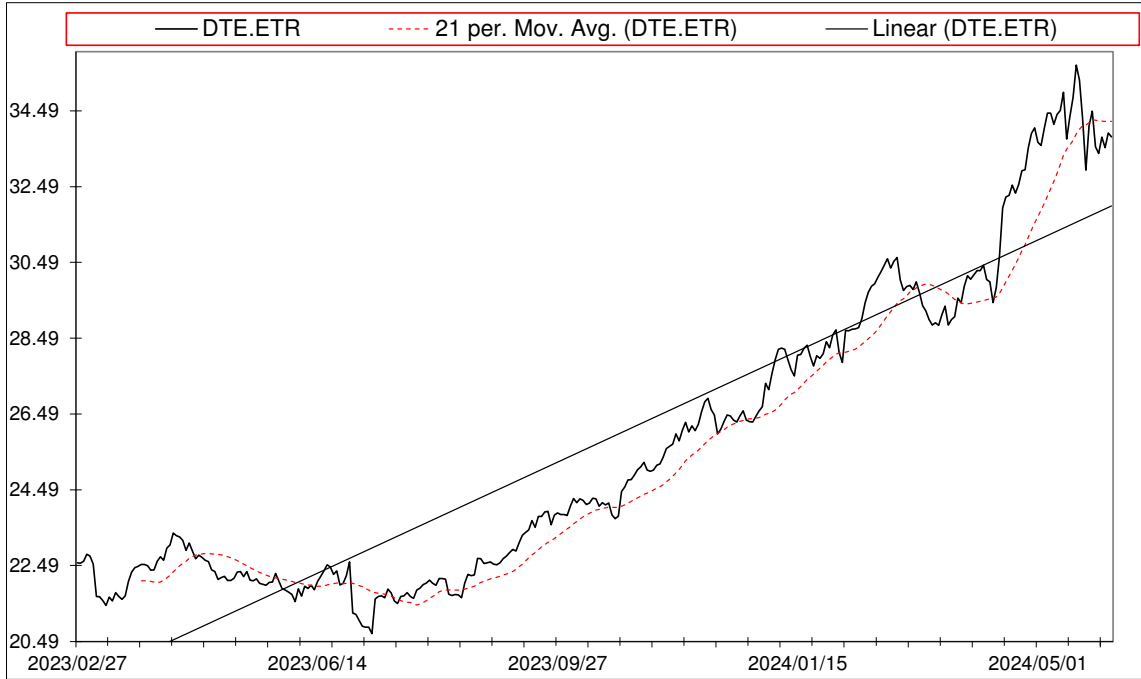
Plan your enrty levels. Focus on the process not the outcome. Expect further short-term deviation from the trade signal. "Patience"

-2.264														66.720		-29.475	
Date	Price or Relative Price	Short_Term_ Radar	Medium_ Term_Radar	Caterpillar_ %	Wise_ Owl(Rnk)	324_Factor	Factor_324	Defcon _Index	Defcon _Index_Trade	Margin of Safety	75_Day_Mom	Trade_Rating (Guidance)	Trendsum				
2025/01/22	8.393	Sell_Panda_ST	No Trade	4.92%	0	Absolutely No	0	98	Research Defon Sell	0.99%	15.22%	C	14				
2025/01/23	8.346	No Trade	No Trade	1.76%	0	Absolutely No	0	97	Research Defon Sell	0.35%	14.87%	C	11				
2025/01/24	8.356	No Trade	No Trade	2.01%	0	Absolutely No	0	97	Research Defon Sell	0.40%	15.30%	C	7				
2025/01/27	8.346	No Trade	No Trade	0.43%	0	Absolutely No	0	97	Research Defon Sell	0.09%	15.12%	C	2				
2025/01/28	8.502	No Trade	No Trade	9.44%	0	Absolutely No	0	99	Research Defon Sell	1.89%	17.23%	C	-1				
2025/01/29	8.816	No Trade	No Trade	27.83%	0	Absolutely No	0	100	Research Defon Sell	5.57%	18.80%	C	-1				
2025/01/30	9.066	No Trade	No Trade	42.43%	0	Absolutely No	0	100	Research Defon Sell	8.50%	23.31%	C	1				
2025/01/31	9.241	No Trade	No Trade	52.53%	0	Absolutely No	0	100	Research Defon Sell	10.52%	25.00%	C	5				
2025/02/03	9.324	No Trade	No Trade	56.36%	0	Absolutely No	0	100	Research Defon Sell	11.29%	24.96%	C	9				
2025/02/04	9.309	No Trade	No Trade	55.11%	0	Absolutely No	0	100	Research Defon Sell	11.04%	25.07%	C	13				
2025/02/05	9.237	No Trade	No Trade	50.45%	0	Absolutely No	0	99	Research Defon Sell	10.11%	24.20%	C	16				
2025/02/06	9.373	No Trade	No Trade	58.22%	0	Absolutely No	0	100	Research Defon Sell	11.66%	26.31%	C	19				
2025/02/07	9.326	No Trade	No Trade	55.05%	0	Absolutely No	0	99	Research Defon Sell	11.03%	26.66%	C	21				
2025/02/10	9.496	No Trade	No Trade	64.01%	50	Research	85	100	Research Defon Sell	12.82%	28.94%	A	22				
2025/02/11	9.603	No Trade	No Trade	70.03%	50	Research	85	100	Research Defon Sell	14.03%	30.85%	A	24				
2025/02/12	9.676	No Trade	No Trade	73.95%	50	Research	85	100	Research Defon Sell	14.81%	29.94%	A	26				
2025/02/13	9.579	No Trade	No Trade	67.83%	50	Research	85	99	Research Defon Sell	13.59%	28.22%	B	28				
2025/02/14	9.603	No Trade	No Trade	68.86%	50	Research	85	99	Research Defon Sell	13.79%	27.16%	A	29				
2025/02/17	9.818	No Trade	No Trade	80.48%	50	Research	85	100	Research Defon Sell	16.12%	28.84%	A	30				
2025/02/18	9.899	No Trade	No Trade	84.89%	50	Research	85	100	Research Defon Sell	17.00%	28.62%	A	33				
2025/02/19	9.843	No Trade	No Trade	81.17%	50	Research	85	99	Research Defon Sell	16.26%	27.40%	A	35				
2025/02/20	9.802	No Trade	No Trade	78.38%	50	Research	85	99	Research Defon Sell	15.70%	26.87%	A	35				
2025/02/21	9.809	No Trade	No Trade	78.42%	50	Research	85	99	Research Defon Sell	15.71%	27.94%	A	33				
2025/02/24	9.613	No Trade	No Trade	65.75%	50	Research	85	97	Research Defon Sell	13.17%	23.34%	B	29				
2025/02/25	9.544	Sell_Panda_ST	No Trade	61.37%	50	Research	85	96	Research Defon Sell	12.29%	21.39%	B	24				
2025/02/26	9.267	Sell_Panda_ST	Sell_Panda_ST	44.72%	0	Research	85	0	Absolutely no Trade	8.96%	17.77%	C	19				
2025/02/27	9.342	Sell_Panda_ST	Sell_Panda_ST	48.75%	0	Research	85	0	Absolutely no Trade	9.77%	18.26%	C	16				
2025/02/28	9.470	Sell_Panda_ST	Sell_Panda_ST	55.93%	50	Research	85	96	Research Defon Sell	11.20%	19.51%	B	13				
2025/03/03	9.701	No Trade	No Trade	68.36%	50	Research	85	98	Research Defon Sell	13.69%	22.31%	B	11				
2025/03/04	9.538	No Trade	No Trade	58.46%	50	Research	85	96	Research Defon Sell	11.71%	21.92%	B	9				
2025/03/05	9.498	No Trade	No Trade	55.77%	50	Research	85	96	Research Defon Sell	11.17%	17.22%	B	8				
2025/03/06	9.150	No Trade	No Trade	35.06%	0	Research	85	0	Absolutely no Trade	7.02%	12.39%	C	6				
2025/03/07	9.206	No Trade	No Trade	38.02%	0	Research	85	0	Absolutely no Trade	7.61%	13.72%	C	2				
2025/03/10	9.173	No Trade	No Trade	35.02%	0	Research	85	0	Absolutely no Trade	7.01%	14.00%	C	-2				
2025/03/11	8.937	No Trade	No Trade	20.96%	0	Absolutely No	0	0	Absolutely no Trade	4.20%	10.77%	C	-6				
2025/03/12	8.973	No Trade	No Trade	22.71%	0	Absolutely No	0	0	Absolutely no Trade	4.55%	11.35%	C	-10				
2025/03/13	8.949	No Trade	No Trade	20.98%	0	Absolutely No	0	0	Absolutely no Trade	4.20%	10.11%	C	-14				
2025/03/14	8.934	No Trade	No Trade	19.77%	0	Absolutely No	0	0	Absolutely no Trade	3.96%	9.79%	C	-20				
2025/03/17	8.961	No Trade	No Trade	20.37%	0	Absolutely No	0	0	Absolutely no Trade	4.08%	9.27%	C	-25				
2025/03/18	8.909	No Trade	No Trade	17.00%	0	Absolutely No	0	0	Absolutely no Trade	3.41%	9.21%	C	-28				



Date	9 day	9 vs 21 day	33 day
2025/01/29	Buy_9day	Buy 9 vs 21	Buy 33_Day
2025/01/30	Buy_9day	Buy 9 vs 21	Buy 33_Day
2025/01/31	Buy_9day	Buy 9 vs 21	Buy 33_Day
2025/02/03	Buy_9day	Buy 9 vs 21	Buy 33_Day
2025/02/04	Buy_9day	Buy 9 vs 21	Buy 33_Day
2025/02/05	Buy_9day	Buy 9 vs 21	Buy 33_Day
2025/02/06	Buy_9day	Buy 9 vs 21	Buy 33_Day
2025/02/07	Buy_9day	Buy 9 vs 21	Buy 33_Day
2025/02/10	Buy_9day	Buy 9 vs 21	Buy 33_Day
2025/02/11	Buy_9day	Buy 9 vs 21	Buy 33_Day
2025/02/12	Buy_9day	Buy 9 vs 21	Buy 33_Day
2025/02/13	Buy_9day	Buy 9 vs 21	Buy 33_Day
2025/02/14	Buy_9day	Buy 9 vs 21	Buy 33_Day
2025/02/17	Buy_9day	Buy 9 vs 21	Buy 33_Day
2025/02/18	Buy_9day	Buy 9 vs 21	Buy 33_Day
2025/02/19	Buy_9day	Buy 9 vs 21	Buy 33_Day
2025/02/20	Buy_9day	Buy 9 vs 21	Buy 33_Day
2025/02/21	Buy_9day	Buy 9 vs 21	Buy 33_Day
2025/02/24	Sell_9day	Buy 9 vs 21	Buy 33_Day
2025/02/25	Sell_9day	Buy 9 vs 21	Buy 33_Day
2025/02/26	Sell_9day	Buy 9 vs 21	Buy 33_Day
2025/02/27	Sell_9day	Buy 9 vs 21	Buy 33_Day
2025/02/28	Sell_9day	Buy 9 vs 21	Buy 33_Day
2025/03/03	Buy_9day	Buy 9 vs 21	Buy 33_Day
2025/03/04	Sell_9day	Buy 9 vs 21	Buy 33_Day
2025/03/05	Sell_9day	Sell 9 vs 21	Buy 33_Day
2025/03/06	Sell_9day	Sell 9 vs 21	Sell 33_Day
2025/03/07	Sell_9day	Sell 9 vs 21	Sell 33_Day
2025/03/10	Sell_9day	Sell 9 vs 21	Sell 33_Day
2025/03/11	Sell_9day	Sell 9 vs 21	Sell 33_Day
2025/03/12	Sell_9day	Sell 9 vs 21	Sell 33_Day
2025/03/13	Sell_9day	Sell 9 vs 21	Sell 33_Day
2025/03/14	Sell_9day	Sell 9 vs 21	Sell 33_Day
2025/03/17	Sell_9day	Sell 9 vs 21	Sell 33_Day
2025/03/18	Sell_9day	Sell 9 vs 21	Sell 33_Day

Strategy Universe	Euro_Communication_Pairs	Ascendant guidance	Research	Strategy_Open Date	2025/01/22	Caterpillar Guidance	Apply Caution
-------------------	--------------------------	--------------------	----------	--------------------	------------	----------------------	---------------



(+) : Mom Days	165
(-) : Mom Days	0
Guided : Factor	66 day
324_Buy Guidance	0.0%
324_Sell Guidance	90.0%
Mom_75 (days)	9.2%
9 vs 21 day	-3.60%
Price vs 9 day	-1.24%

BAS.ETR

B

Basf N

u

Materials

y

Chemicals

Germany

Market Cap : (B)

38 004

GLE.PAR

Société Générale Sa

Financials

Banks

France

Market Cap : (B)

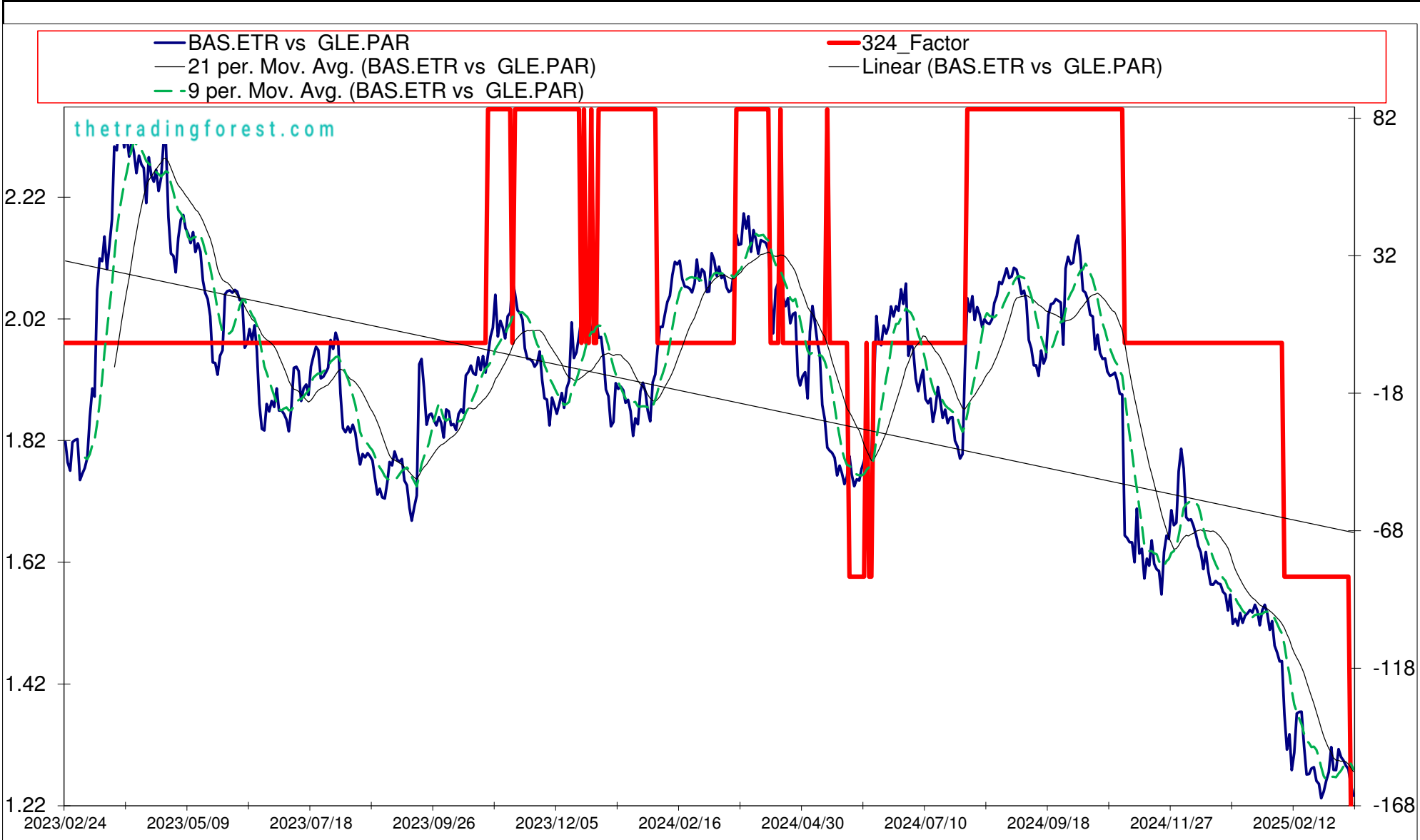
20 788

-2.134

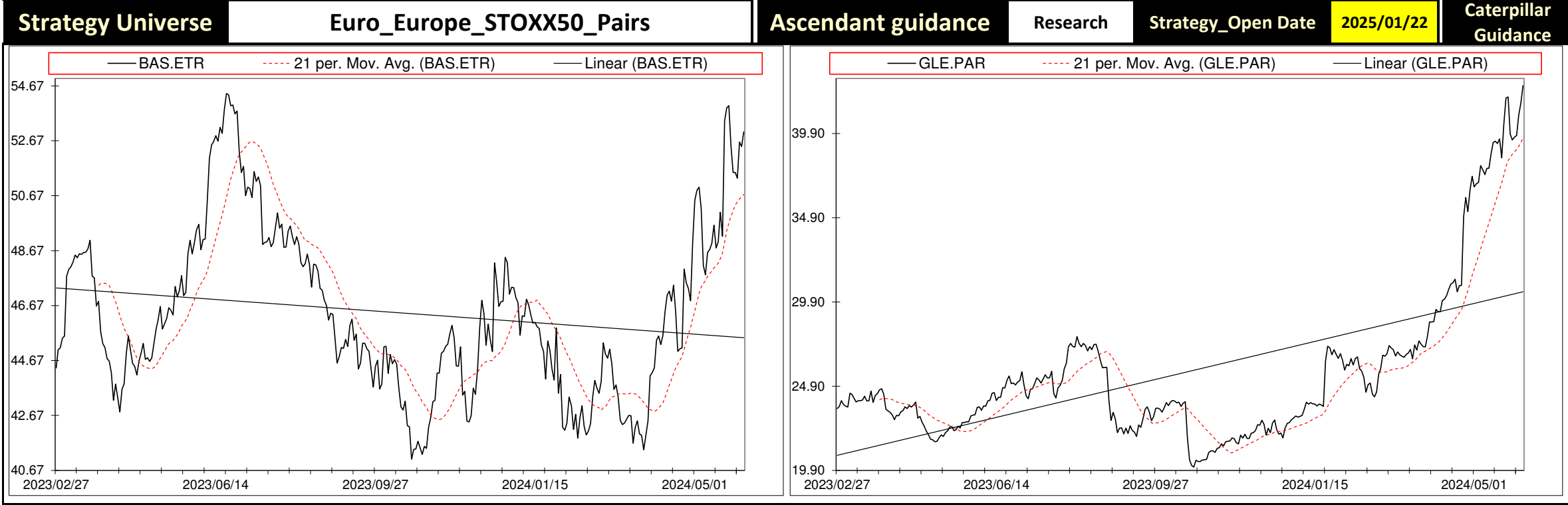
-83.891

39.318

Date	Price or Relative Price	Short_Term_ Radar	Medium_ Term_Radar	Caterpillar_ %	Wise_ Owl(Rnk)	324_Factor	Factor_324	Defcon _Index	Defcon _Index_Trade	Margin of Safety	75_Day_Mom	Trade_Rating (Guidance)	Trendsum
2025/01/22	1.543	Buy_Panda_ST	No Trade	24.04%	0	Absolutely No	0	-98	Research Defcon Buy	-3.99%	-28.05%	C	-24
2025/01/23	1.520	No Trade	No Trade	35.78%	0	Absolutely No	0	-100	Research Defcon Buy	-5.36%	-29.65%	C	-22
2025/01/24	1.545	No Trade	No Trade	24.90%	0	Absolutely No	0	-98	Research Defcon Buy	-3.73%	-27.32%	C	-20
2025/01/27	1.554	No Trade	No Trade	19.47%	0	Absolutely No	0	-98	Research Defcon Buy	-2.92%	-24.94%	C	-18
2025/01/28	1.539	No Trade	No Trade	25.03%	0	Absolutely No	0	-99	Research Defcon Buy	-3.75%	-25.51%	C	-15
2025/01/29	1.513	No Trade	No Trade	35.67%	0	Absolutely No	0	-100	Research Defcon Buy	-5.34%	-26.41%	C	-14
2025/01/30	1.527	No Trade	No Trade	29.23%	0	Absolutely No	0	-99	Research Defcon Buy	-4.38%	-24.80%	C	-14
2025/01/31	1.487	No Trade	No Trade	45.52%	0	Absolutely No	0	-100	Research Defcon Buy	-6.82%	-26.69%	C	-16
2025/02/03	1.475	No Trade	No Trade	48.58%	0	Absolutely No	0	-100	Research Defcon Buy	-7.28%	-25.22%	C	-18
2025/02/04	1.461	No Trade	No Trade	54.18%	0	Absolutely No	0	-100	Research Defcon Buy	-8.12%	-26.88%	C	-20
2025/02/05	1.461	No Trade	No Trade	53.52%	0	Absolutely No	0	-100	Research Defcon Buy	-8.02%	-25.73%	C	-20
2025/02/06	1.373	No Trade	No Trade	89.95%	50	Research	-85	-100	Research Defcon Buy	-13.48%	-29.86%	A	-20
2025/02/07	1.316	No Trade	No Trade	100.00%	50	Research	-85	-100	Research Defcon Buy	-17.03%	-32.84%	A	-22
2025/02/10	1.341	No Trade	No Trade	89.34%	50	Research	-85	-98	Research Defcon Buy	-15.22%	-30.77%	B	-26
2025/02/11	1.282	No Trade	No Trade	100.00%	50	Research	-85	-100	Research Defcon Buy	-18.89%	-33.58%	A	-28
2025/02/12	1.311	No Trade	No Trade	89.99%	50	Research	-85	-98	Research Defcon Buy	-17.00%	-32.15%	B	-30
2025/02/13	1.375	No Trade	No Trade	67.98%	30	Research	-85	0	Absolutely no Trade	-12.84%	-28.95%	C	-30
2025/02/14	1.378	No Trade	No Trade	66.75%	30	Research	-85	0	Absolutely no Trade	-12.61%	-28.34%	C	-29
2025/02/17	1.378	Buy_Panda_ST	No Trade	65.35%	30	Research	-85	0	Absolutely no Trade	-12.34%	-27.49%	C	-28
2025/02/18	1.321	No Trade	No Trade	84.15%	50	Research	-85	-97	Research Defcon Buy	-15.90%	-30.43%	B	-23
2025/02/19	1.275	No Trade	No Trade	99.42%	50	Research	-85	-100	Research Defcon Buy	-18.78%	-23.55%	A	-22
2025/02/20	1.276	No Trade	No Trade	98.78%	50	Research	-85	-100	Research Defcon Buy	-18.66%	-23.34%	A	-21
2025/02/21	1.285	No Trade	No Trade	95.33%	50	Research	-85	-99	Research Defcon Buy	-18.01%	-22.46%	A	-22
2025/02/24	1.287	No Trade	No Trade	93.44%	50	Research	-85	-99	Research Defcon Buy	-17.65%	-22.31%	A	-23
2025/02/25	1.265	No Trade	No Trade	100.00%	50	Research	-85	-100	Research Defcon Buy	-19.02%	-22.12%	A	-24
2025/02/26	1.260	No Trade	No Trade	100.00%	50	Research	-85	-100	Research Defcon Buy	-19.26%	-26.41%	A	-27
2025/02/27	1.236	No Trade	No Trade	100.00%	50	Research	-85	-100	Research Defcon Buy	-20.71%	-24.53%	A	-30
2025/02/28	1.247	No Trade	No Trade	96.39%	60	Research	-85	-99	Research Defcon Buy	-19.96%	-24.27%	A	-33
2025/03/03	1.265	No Trade	No Trade	89.72%	60	Research	-85	-98	Research Defcon Buy	-18.58%	-20.81%	B	-35
2025/03/04	1.279	No Trade	No Trade	85.05%	60	Research	-85	-97	Research Defcon Buy	-17.61%	-21.53%	B	-34
2025/03/05	1.320	Buy_Panda_ST	Buy_Panda_ST	71.92%	30	Research	-85	0	Absolutely no Trade	-14.89%	-18.43%	C	-31
2025/03/06	1.282	Buy_Panda_ST	No Trade	83.23%	50	Research	-85	-96	Research Defcon Buy	-17.23%	-22.74%	B	-26
2025/03/07	1.282	Buy_Panda_ST	No Trade	82.93%	50	Research	-85	-96	Research Defcon Buy	-17.17%	-20.91%	B	-22
2025/03/10	1.316	Buy_Panda_ST	Buy_Panda_ST	71.18%	0	Research	-85	0	Absolutely no Trade	-14.74%	-18.33%	C	-18
2025/03/11	1.303	Buy_Panda_ST	Buy_Panda_ST	74.92%	0	Research	-85	0	Absolutely no Trade	-15.51%	-19.02%	C	-18
2025/03/12	1.298	Buy_Panda_ST	Buy_Panda_ST	76.21%	30	Research	-85	0	Absolutely no Trade	-15.78%	-17.36%	C	-16
2025/03/13	1.290	No Trade	No Trade	78.53%	50	Research	-85	-96	Research Defcon Buy	-16.26%	-21.41%	B	-14
2025/03/14	1.284	No Trade	No Trade	80.07%	50	Research	-85	-96	Research Defcon Buy	-16.58%	-23.03%	B	-13
2025/03/17	1.258	No Trade	No Trade	87.04%	90	Research	-170	-98	Research Defcon Buy	-18.02%	-24.31%	AAA	-15
2025/03/18	1.240	No Trade	No Trade	92.38%	90	Research	-170	-100	Research Defcon Buy	-19.13%	-27.46%	AAA	-17



Date	9 day	9 vs 21 day	33 day
2025/01/29	Sell_9day	Sell 9 vs 21	Sell 33_Day
2025/01/30	Sell_9day	Sell 9 vs 21	Sell 33_Day
2025/01/31	Sell_9day	Sell 9 vs 21	Sell 33_Day
2025/02/03	Sell_9day	Sell 9 vs 21	Sell 33_Day
2025/02/04	Sell_9day	Sell 9 vs 21	Sell 33_Day
2025/02/05	Sell_9day	Sell 9 vs 21	Sell 33_Day
2025/02/06	Sell_9day	Sell 9 vs 21	Sell 33_Day
2025/02/07	Sell_9day	Sell 9 vs 21	Sell 33_Day
2025/02/10	Sell_9day	Sell 9 vs 21	Sell 33_Day
2025/02/11	Sell_9day	Sell 9 vs 21	Sell 33_Day
2025/02/12	Sell_9day	Sell 9 vs 21	Sell 33_Day
2025/02/13	Sell_9day	Sell 9 vs 21	Sell 33_Day
2025/02/14	Buy_9day	Sell 9 vs 21	Sell 33_Day
2025/02/17	Buy_9day	Sell 9 vs 21	Sell 33_Day
2025/02/18	Sell_9day	Sell 9 vs 21	Sell 33_Day
2025/02/19	Sell_9day	Sell 9 vs 21	Sell 33_Day
2025/02/20	Sell_9day	Sell 9 vs 21	Sell 33_Day
2025/02/21	Sell_9day	Sell 9 vs 21	Sell 33_Day
2025/02/24	Sell_9day	Sell 9 vs 21	Sell 33_Day
2025/02/25	Sell_9day	Sell 9 vs 21	Sell 33_Day
2025/02/26	Sell_9day	Sell 9 vs 21	Sell 33_Day
2025/02/27	Sell_9day	Sell 9 vs 21	Sell 33_Day
2025/02/28	Sell_9day	Sell 9 vs 21	Sell 33_Day
2025/03/03	Sell_9day	Sell 9 vs 21	Sell 33_Day
2025/03/04	Buy_9day	Sell 9 vs 21	Sell 33_Day
2025/03/05	Buy_9day	Sell 9 vs 21	Sell 33_Day
2025/03/06	Buy_9day	Sell 9 vs 21	Sell 33_Day
2025/03/07	Buy_9day	Sell 9 vs 21	Sell 33_Day
2025/03/10	Buy_9day	Sell 9 vs 21	Sell 33_Day
2025/03/11	Buy_9day	Sell 9 vs 21	Sell 33_Day
2025/03/12	Buy_9day	Sell 9 vs 21	Sell 33_Day
2025/03/13	Sell_9day	Sell 9 vs 21	Sell 33_Day
2025/03/14	Sell_9day	Buy 9 vs 21	Sell 33_Day
2025/03/17	Sell_9day	Buy 9 vs 21	Sell 33_Day
2025/03/18	Sell_9day	Buy 9 vs 21	Sell 33_Day



VOD.NAS

B Vodafone Group Plc

u Communication Services

y Integrated Telecommunication Services

New York

Market Cap : (B)

226 554

CSCO.NAS

Cisco Systems

Technology

Communications Equipment

New York

Market Cap : (B)

233 190

-2.101

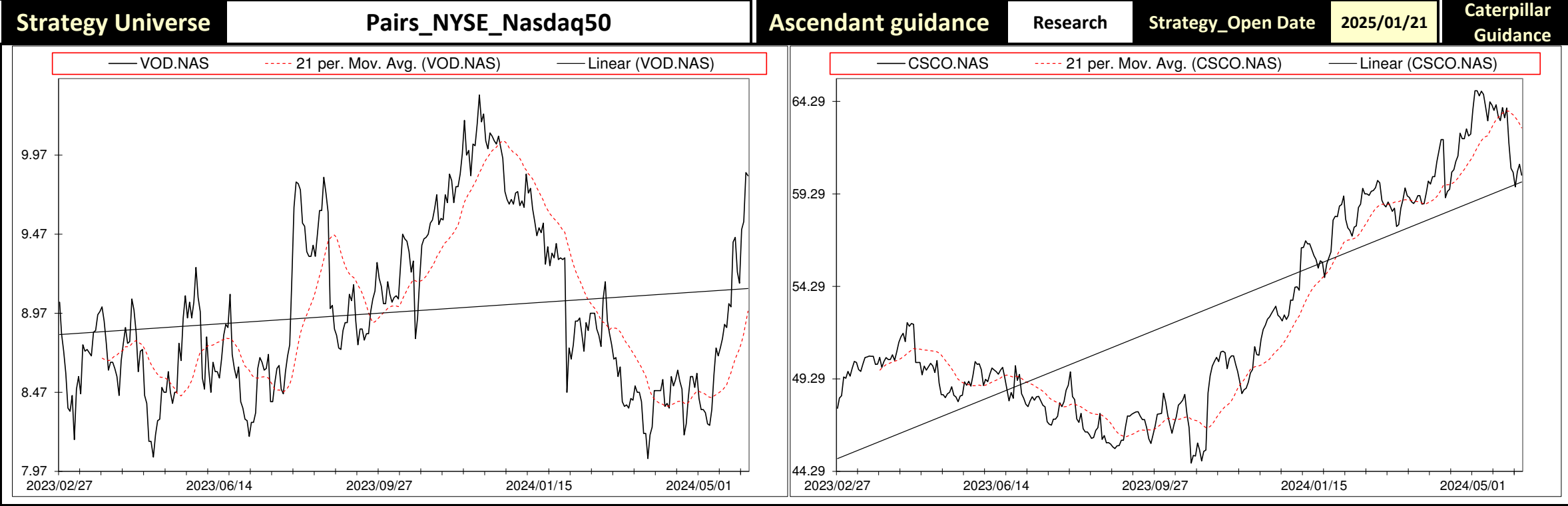
Follow the " 3day to 5day waiting period " before entering the trade : understand the Graph, Trend and Variables

Plan your enrty levels. Focus on the process not the outcome. Expect further short-term deviation from the trade signal. "Patience"

-2.101														-56.371														26.828													
Date	Price or Relative Price	Short_Term_ Radar	Medium_ Term_Radar	Caterpillar_ %	Wise_ Owl(Rnk)	324_Factor	Factor_324	Defcon _Index	Defcon _Index_Trade	Margin of Safety	75_Day_Mom	Trade_Rating (Guidance)	Trendsum																												
2025/01/22	0.136	No Trade	No Trade	96.92%	50	Research	-85	-100	Research Defcon Buy	-14.15%	-26.43%	A	-23																												
2025/01/23	0.135	No Trade	No Trade	100.00%	50	Research	-85	-100	Research Defcon Buy	-14.73%	-26.29%	A	-24																												
2025/01/24	0.135	No Trade	No Trade	100.00%	50	Research	-85	-100	Research Defcon Buy	-14.99%	-27.11%	A	-25																												
2025/01/27	0.145	No Trade	No Trade	54.53%	0	Research	-85	0	Absolutely no Trade	-8.17%	-20.82%	C	-23																												
2025/01/28	0.143	Buy_Panda_ST	Buy_Panda_ST	62.08%	0	Research	-85	0	Absolutely no Trade	-9.31%	-21.18%	C	-23																												
2025/01/29	0.144	Buy_Panda_ST	Buy_Panda_ST	60.14%	0	Research	-85	0	Absolutely no Trade	-9.02%	-21.08%	C	-23																												
2025/01/30	0.142	Buy_Panda_ST	Buy_Panda_ST	64.87%	0	Research	-85	0	Absolutely no Trade	-9.72%	-19.95%	C	-23																												
2025/01/31	0.141	Buy_Panda_ST	Buy_Panda_ST	70.73%	50	Research	-85	-95	Research Defcon Buy	-10.60%	-20.99%	B	-22																												
2025/02/03	0.139	No Trade	No Trade	77.57%	50	Research	-85	-97	Research Defcon Buy	-11.63%	-21.97%	B	-20																												
2025/02/04	0.134	No Trade	No Trade	100.00%	50	Research	-85	-100	Research Defcon Buy	-15.02%	-23.48%	A	-20																												
2025/02/05	0.132	No Trade	No Trade	100.00%	50	Research	-85	-100	Research Defcon Buy	-15.93%	-23.39%	A	-20																												
2025/02/06	0.136	No Trade	No Trade	86.28%	50	Research	-85	-97	Research Defcon Buy	-13.75%	-21.18%	B	-20																												
2025/02/07	0.138	No Trade	No Trade	77.65%	50	Research	-85	-96	Research Defcon Buy	-12.37%	-19.12%	B	-22																												
2025/02/10	0.136	No Trade	No Trade	81.51%	50	Research	-85	-97	Research Defcon Buy	-12.99%	-19.13%	B	-23																												
2025/02/11	0.136	No Trade	No Trade	82.39%	50	Research	-85	-97	Research Defcon Buy	-13.13%	-19.00%	B	-26																												
2025/02/12	0.137	Buy_Panda_ST	No Trade	77.21%	50	Research	-85	-96	Research Defcon Buy	-12.30%	-19.16%	B	-25																												
2025/02/13	0.132	No Trade	No Trade	98.26%	50	Research	-85	-100	Research Defcon Buy	-15.66%	-22.36%	A	-26																												
2025/02/14	0.129	No Trade	No Trade	100.00%	50	Research	-85	-100	Research Defcon Buy	-17.64%	-25.32%	A	-26																												
2025/02/17	0.129	No Trade	No Trade	99.26%	50	Research	-85	-100	Research Defcon Buy	-17.51%	-22.68%	A	-27																												
2025/02/18	0.129	No Trade	No Trade	98.11%	50	Research	-85	-100	Research Defcon Buy	-17.31%	-23.56%	A	-28																												
2025/02/19	0.128	No Trade	No Trade	100.00%	50	Research	-85	-100	Research Defcon Buy	-18.27%	-24.64%	A	-29																												
2025/02/20	0.128	No Trade	No Trade	99.13%	50	Research	-85	-100	Research Defcon Buy	-18.12%	-24.18%	A	-30																												
2025/02/21	0.131	No Trade	No Trade	88.57%	60	Research	-85	-98	Research Defcon Buy	-16.19%	-21.73%	B	-33																												
2025/02/24	0.136	Buy_Panda_ST	Buy_Panda_ST	70.23%	30	Research	-85	0	Absolutely no Trade	-12.83%	-19.03%	C	-35																												
2025/02/25	0.136	Buy_Panda_ST	Buy_Panda_ST	68.32%	30	Research	-85	0	Absolutely no Trade	-12.49%	-15.37%	C	-34																												
2025/02/26	0.136	Buy_Panda_ST	Buy_Panda_ST	69.39%	30	Research	-85	0	Absolutely no Trade	-12.68%	-15.39%	C	-28																												
2025/02/27	0.137	Buy_Panda_ST	Buy_Panda_ST	64.36%	0	Research	-85	0	Absolutely no Trade	-11.76%	-14.48%	C	-22																												
2025/02/28	0.137	Buy_Panda_ST	Buy_Panda_ST	63.06%	0	Research	-85	0	Absolutely no Trade	-11.52%	-13.55%	C	-16																												
2025/03/03	0.140	No Trade	No Trade	52.47%	0	Research	-85	0	Absolutely no Trade	-9.59%	-2.82%	C	-11																												
2025/03/04	0.140	No Trade	No Trade	51.60%	0	Research	-85	0	Absolutely no Trade	-9.43%	-5.06%	C	-6																												
2025/03/05	0.141	No Trade	No Trade	48.48%	0	Research	-85	0	Absolutely no Trade	-8.86%	-5.79%	C	-2																												
2025/03/06	0.142	No Trade	No Trade	45.00%	0	Research	-85	0	Absolutely no Trade	-8.22%	-6.90%	C	2																												
2025/03/07	0.147	No Trade	No Trade	26.22%	0	Absolutely No	0	0	Absolutely no Trade	-4.79%	-5.34%	C	5																												
2025/03/10	0.152	No Trade	No Trade	7.86%	0	Absolutely No	0	67	Absolutely no Trade	-1.44%	-2.68%	C	8																												
2025/03/11	0.152	No Trade	No Trade	8.06%	0	Absolutely No	0	67	Absolutely no Trade	-1.47%	-2.15%	C	12																												
2025/03/12	0.152	No Trade	No Trade	10.00%	0	Absolutely No	0	67	Absolutely no Trade	-1.83%	-1.35%	C	15																												
2025/03/13	0.159	No Trade	No Trade	14.27%	0	Absolutely No	0	70	Absolutely no Trade	3.22%	6.78%	C	19																												
2025/03/14	0.158	No Trade	No Trade	10.61%	0	Absolutely No	0	70	Absolutely no Trade	2.39%	4.06%	C	22																												
2025/03/17	0.162	No Trade	No Trade	23.09%	0	Absolutely No	0	72	Absolutely no Trade	5.21%	8.91%	C	26																												
2025/03/18	0.163	No Trade	No Trade	26.96%	0	Research	-85	72	Absolutely no Trade	6.08%	7.86%	C	29																												



Date	9 day	9 vs 21 day	33 day
2025/01/29	Buy_9day	Sell 9 vs 21	Buy 33_Day
2025/01/30	Buy_9day	Sell 9 vs 21	Sell 33_Day
2025/01/31	Buy_9day	Sell 9 vs 21	Sell 33_Day
2025/02/03	Sell_9day	Sell 9 vs 21	Sell 33_Day
2025/02/04	Sell_9day	Buy 9 vs 21	Sell 33_Day
2025/02/05	Sell_9day	Buy 9 vs 21	Sell 33_Day
2025/02/06	Sell_9day	Buy 9 vs 21	Sell 33_Day
2025/02/07	Sell_9day	Sell 9 vs 21	Sell 33_Day
2025/02/10	Sell_9day	Sell 9 vs 21	Sell 33_Day
2025/02/11	Sell_9day	Sell 9 vs 21	Sell 33_Day
2025/02/12	Buy_9day	Sell 9 vs 21	Sell 33_Day
2025/02/13	Sell_9day	Sell 9 vs 21	Sell 33_Day
2025/02/14	Sell_9day	Sell 9 vs 21	Sell 33_Day
2025/02/17	Sell_9day	Sell 9 vs 21	Sell 33_Day
2025/02/18	Sell_9day	Sell 9 vs 21	Sell 33_Day
2025/02/19	Sell_9day	Sell 9 vs 21	Sell 33_Day
2025/02/20	Sell_9day	Sell 9 vs 21	Sell 33_Day
2025/02/21	Sell_9day	Sell 9 vs 21	Sell 33_Day
2025/02/24	Buy_9day	Sell 9 vs 21	Sell 33_Day
2025/02/25	Buy_9day	Sell 9 vs 21	Sell 33_Day
2025/02/26	Buy_9day	Sell 9 vs 21	Sell 33_Day
2025/02/27	Buy_9day	Sell 9 vs 21	Buy 33_Day
2025/02/28	Buy_9day	Sell 9 vs 21	Buy 33_Day
2025/03/03	Buy_9day	Buy 9 vs 21	Buy 33_Day
2025/03/04	Buy_9day	Buy 9 vs 21	Buy 33_Day
2025/03/05	Buy_9day	Buy 9 vs 21	Buy 33_Day
2025/03/06	Buy_9day	Buy 9 vs 21	Buy 33_Day
2025/03/07	Buy_9day	Buy 9 vs 21	Buy 33_Day
2025/03/10	Buy_9day	Buy 9 vs 21	Buy 33_Day
2025/03/11	Buy_9day	Buy 9 vs 21	Buy 33_Day
2025/03/12	Buy_9day	Buy 9 vs 21	Buy 33_Day
2025/03/13	Buy_9day	Buy 9 vs 21	Buy 33_Day
2025/03/14	Buy_9day	Buy 9 vs 21	Buy 33_Day
2025/03/17	Buy_9day	Buy 9 vs 21	Buy 33_Day
2025/03/18	Buy_9day	Buy 9 vs 21	Buy 33_Day



Caterpillar Guidance	Trade
(+) : Mom Days	4
(-) : Mom Days	0
Guided : Factor	9 vs 21 day
324_Buy Guidance	0.0%
324_Sell Guidance	62.7%
Mom_75 (days)	7.9%
9 vs 21 day	7.69%
Price vs 9 day	5.85%

ABI.BRU

Follow the " 3day to 5day waiting period " before entering the trade : understand the Graph, Trend and Variables

CPG.LSE

Plan your enrty levels. Focus on the process not the outcome. Expect further short-term deviation from the trade signal. "Patience"

B Anheuser Busch Inbev
u Consumer Staples
y Food and Beverage

Belgium

Market Cap : (B)

92 012

Compass Group Plc

Consumer Discretionary

Travel & Leisure

United Kingdom

Market Cap : (B)

44 896

-2.146

-112.568

52.454

Date	Price or Relative Price	Short_Term_ Radar	Medium_ Term_Radar	Caterpillar_ %	Wise_ Owl(Rnk)	324_Factor	Factor_324	Defcon _Index	Defcon _Index_Trade	Margin of Safety	75_Day_Mom	Trade_Rating (Guidance)	Trendsum
2025/01/22	0.017	No Trade	No Trade	80.21%	50	Research	-85	-100	Research Defcon Buy	-14.21%	-32.26%	A	-29
2025/01/23	0.017	No Trade	No Trade	81.95%	50	Research	-85	-100	Research Defcon Buy	-14.52%	-32.90%	A	-29
2025/01/24	0.017	No Trade	No Trade	68.93%	50	Research	-85	-97	Research Defcon Buy	-12.22%	-30.24%	B	-31
2025/01/27	0.018	Buy_Panda_ST	Buy_Panda_ST	60.08%	50	Research	-85	-96	Research Defcon Buy	-10.65%	-28.09%	B	-32
2025/01/28	0.017	No Trade	No Trade	70.79%	50	Research	-85	-98	Research Defcon Buy	-12.55%	-29.56%	B	-32
2025/01/29	0.017	No Trade	No Trade	69.82%	50	Research	-85	-98	Research Defcon Buy	-12.37%	-29.17%	B	-34
2025/01/30	0.017	No Trade	No Trade	63.91%	50	Research	-85	-97	Research Defcon Buy	-11.33%	-29.09%	B	-33
2025/01/31	0.017	No Trade	No Trade	70.12%	50	Research	-85	-98	Research Defcon Buy	-12.43%	-29.50%	B	-33
2025/02/03	0.017	No Trade	No Trade	77.33%	50	Research	-85	-100	Research Defcon Buy	-13.13%	-31.25%	A	-33
2025/02/04	0.017	No Trade	No Trade	71.55%	50	Research	-85	-99	Research Defcon Buy	-12.15%	-28.45%	B	-31
2025/02/05	0.017	No Trade	No Trade	78.12%	90	Research	-170	-100	Research Defcon Buy	-13.26%	-29.77%	AAA	-31
2025/02/06	0.018	Buy_Panda_ST	Buy_Panda_ST	49.13%	50	Research	-170	0	Absolutely no Trade	-8.27%	-26.30%	B	-28
2025/02/07	0.018	Buy_Panda_ST	Buy_Panda_ST	51.85%	50	Research	-170	0	Absolutely no Trade	-8.46%	-26.37%	B	-26
2025/02/10	0.018	Buy_Panda_ST	Buy_Panda_ST	53.35%	0	Research	-85	0	Absolutely no Trade	-8.11%	-26.22%	C	-25
2025/02/11	0.017	Buy_Panda_ST	Buy_Panda_ST	62.29%	50	Research	-85	-96	Research Defcon Buy	-9.47%	-26.82%	B	-24
2025/02/12	0.018	Buy_Panda_ST	Buy_Panda_ST	52.01%	0	Research	-85	0	Absolutely no Trade	-7.91%	-26.09%	C	-23
2025/02/13	0.018	No Trade	No Trade	42.20%	0	Research	-85	0	Absolutely no Trade	-6.42%	-24.09%	C	-19
2025/02/14	0.018	No Trade	No Trade	45.19%	0	Research	-85	0	Absolutely no Trade	-6.87%	-23.81%	C	-13
2025/02/17	0.018	No Trade	No Trade	44.88%	0	Research	-85	0	Absolutely no Trade	-6.83%	-24.14%	C	-8
2025/02/18	0.018	No Trade	No Trade	36.41%	0	Absolutely No	0	0	Absolutely no Trade	-5.54%	-22.23%	C	-2
2025/02/19	0.018	No Trade	No Trade	37.89%	0	Absolutely No	0	0	Absolutely no Trade	-5.76%	-17.64%	C	2
2025/02/20	0.018	No Trade	No Trade	36.38%	0	Absolutely No	0	0	Absolutely no Trade	-5.53%	-16.73%	C	5
2025/02/21	0.018	No Trade	No Trade	20.22%	0	Absolutely No	0	0	Absolutely no Trade	-3.08%	-12.14%	C	9
2025/02/24	0.019	No Trade	No Trade	8.88%	0	Absolutely No	0	0	Absolutely no Trade	-1.35%	-9.84%	C	13
2025/02/25	0.019	No Trade	No Trade	5.63%	0	Absolutely No	0	0	Absolutely no Trade	-0.86%	-6.08%	C	17
2025/02/26	0.020	No Trade	No Trade	57.44%	0	Research	-85	74	Absolutely no Trade	7.83%	-1.27%	C	21
2025/02/27	0.021	No Trade	No Trade	76.08%	0	Absolutely No	0	76	Absolutely no Trade	10.38%	2.37%	C	23
2025/02/28	0.021	No Trade	No Trade	72.69%	0	Absolutely No	0	75	Absolutely no Trade	9.91%	2.50%	C	27
2025/03/03	0.021	No Trade	No Trade	75.89%	0	Absolutely No	0	75	Absolutely no Trade	10.35%	3.47%	C	29
2025/03/04	0.021	No Trade	No Trade	79.65%	0	Absolutely No	0	75	Absolutely no Trade	10.86%	3.88%	C	32
2025/03/05	0.021	No Trade	No Trade	93.94%	0	Absolutely No	0	76	Absolutely no Trade	12.81%	3.85%	C	36
2025/03/06	0.022	No Trade	No Trade	100.00%	0	Absolutely No	0	79	Research Defon Sell	17.56%	8.41%	C	37
2025/03/07	0.022	No Trade	No Trade	100.00%	0	Absolutely No	0	80	Research Defon Sell	19.30%	9.94%	C	38
2025/03/10	0.022	No Trade	No Trade	97.89%	0	Absolutely No	0	80	Research Defon Sell	18.89%	10.26%	C	39
2025/03/11	0.022	No Trade	No Trade	84.07%	30	Research	85	78	Absolutely no Trade	16.22%	8.53%	C	39
2025/03/12	0.022	No Trade	No Trade	87.43%	50	Research	85	78	Absolutely no Trade	16.87%	9.51%	C	39
2025/03/13	0.021	No Trade	No Trade	79.70%	30	Research	85	77	Absolutely no Trade	15.38%	8.31%	C	36
2025/03/14	0.022	Sell_Panda_ST	No Trade	82.00%	30	Research	85	77	Absolutely no Trade	15.82%	8.60%	C	34
2025/03/17	0.022	No Trade	No Trade	94.14%	50	Research	85	78	Absolutely no Trade	18.17%	14.54%	C	33
2025/03/18	0.022	No Trade	No Trade	99.85%	30	Research	85	79	Research Defon Sell	19.27%	16.55%	C	30



Date	9 day	9 vs 21 day	33 day
2025/01/29	Sell_9day	Sell 9 vs 21	Sell 33_Day
2025/01/30	Buy_9day	Sell 9 vs 21	Sell 33_Day
2025/01/31	Sell_9day	Sell 9 vs 21	Sell 33_Day
2025/02/03	Sell_9day	Sell 9 vs 21	Sell 33_Day
2025/02/04	Sell_9day	Sell 9 vs 21	Sell 33_Day
2025/02/05	Sell_9day	Sell 9 vs 21	Sell 33_Day
2025/02/06	Buy_9day	Buy 9 vs 21	Buy 33_Day
2025/02/07	Buy_9day	Buy 9 vs 21	Buy 33_Day
2025/02/10	Buy_9day	Buy 9 vs 21	Buy 33_Day
2025/02/11	Buy_9day	Buy 9 vs 21	Sell 33_Day
2025/02/12	Buy_9day	Buy 9 vs 21	Buy 33_Day
2025/02/13	Buy_9day	Buy 9 vs 21	Buy 33_Day
2025/02/14	Buy_9day	Buy 9 vs 21	Buy 33_Day
2025/02/17	Buy_9day	Buy 9 vs 21	Buy 33_Day
2025/02/18	Buy_9day	Buy 9 vs 21	Buy 33_Day
2025/02/19	Buy_9day	Buy 9 vs 21	Buy 33_Day
2025/02/20	Buy_9day	Buy 9 vs 21	Buy 33_Day
2025/02/21	Buy_9day	Buy 9 vs 21	Buy 33_Day
2025/02/24	Buy_9day	Buy 9 vs 21	Buy 33_Day
2025/02/25	Buy_9day	Buy 9 vs 21	Buy 33_Day
2025/02/26	Buy_9day	Buy 9 vs 21	Buy 33_Day
2025/02/27	Buy_9day	Buy 9 vs 21	Buy 33_Day
2025/02/28	Buy_9day	Buy 9 vs 21	Buy 33_Day
2025/03/03	Buy_9day	Buy 9 vs 21	Buy 33_Day
2025/03/04	Buy_9day	Buy 9 vs 21	Buy 33_Day
2025/03/05	Buy_9day	Buy 9 vs 21	Buy 33_Day
2025/03/06	Buy_9day	Buy 9 vs 21	Buy 33_Day
2025/03/07	Buy_9day	Buy 9 vs 21	Buy 33_Day
2025/03/10	Buy_9day	Buy 9 vs 21	Buy 33_Day
2025/03/11	Buy_9day	Buy 9 vs 21	Buy 33_Day
2025/03/12	Buy_9day	Buy 9 vs 21	Buy 33_Day
2025/03/13	Sell_9day	Buy 9 vs 21	Buy 33_Day
2025/03/14	Sell_9day	Buy 9 vs 21	Buy 33_Day
2025/03/17	Buy_9day	Buy 9 vs 21	Buy 33_Day
2025/03/18	Buy_9day	Buy 9 vs 21	Buy 33_Day

Strategy Universe	Euro_Consumer Staples_Pairs	Ascendant guidance	Apply Caution	Strategy_Open Date	2025/01/21	Caterpillar Guidance	Trade
<div><div>— ABI.BRU - - - 21 per. Mov. Avg. (ABI.BRU) — Linear (ABI.BRU)</div></div>		<div><div>— CPG.LSE - - - 21 per. Mov. Avg. (CPG.LSE) — Linear (CPG.LSE)</div></div>				(+) : Mom Days	14
						(-) : Mom Days	0
						Guided : Factor	9 vs 21 day
						324_Buy Guidance	0.0%
						324_Sell Guidance	72.9%
						Mom_75 (days)	16.5%
						9 vs 21 day	6.45%
						Price vs 9 day	0.81%

S
e
i
l

BOL.PAR

Boliden

Communication

Industrial Goods & Services

France

Market Cap : (B)

16 567

Follow the " 3day to 5day waiting period " before entering the trade : understand the Graph, Trend and Variables

DIE.BRU

D'leteren Sa

Consumer Discretionary

Industrial Goods & Services

Belgium

Market Cap : (B)

10 870

Plan your enrty levels. Focus on the process not the outcome. Expect further short-term deviation from the trade signal. "Patience"

-2.513												15.821		-6.296	
Date	Price or Relative Price	Short_Term_ Radar	Medium_ Term_Radar	Caterpillar_ %	Wise_ Owl(Rnk)	324_Factor	Factor_324	Defcon _Index	Defcon _Index_Trade	Margin of Safety	75_Day_Mom	Trade_Rating (Guidance)	Trendsum		
2025/01/22	0.036	Sell_Panda_ST	Sell_Panda_ST	49.31%	50	Research	85	96	Research Defon Sell	11.91%	17.84%	B	16		
2025/01/23	0.036	No Trade	No Trade	41.58%	30	Research	85	94	Research Defon Sell	10.04%	16.84%	C	10		
2025/01/24	0.036	No Trade	No Trade	42.75%	30	Research	85	94	Research Defon Sell	10.32%	17.23%	C	5		
2025/01/27	0.036	No Trade	No Trade	45.21%	30	Research	85	95	Research Defon Sell	10.92%	15.33%	C	0		
2025/01/28	0.035	No Trade	No Trade	36.71%	0	Research	85	0	Absolutely no Trade	8.86%	15.01%	C	-3		
2025/01/29	0.036	No Trade	No Trade	37.26%	0	Research	85	0	Absolutely no Trade	9.00%	16.31%	C	-6		
2025/01/30	0.035	No Trade	No Trade	34.00%	0	Research	85	0	Absolutely no Trade	8.21%	14.85%	C	-9		
2025/01/31	0.035	No Trade	No Trade	32.55%	0	Research	85	0	Absolutely no Trade	7.86%	15.79%	C	-11		
2025/02/03	0.035	No Trade	No Trade	29.50%	0	Research	85	0	Absolutely no Trade	7.12%	15.71%	C	-17		
2025/02/04	0.036	No Trade	No Trade	36.81%	0	Research	85	0	Absolutely no Trade	8.89%	18.42%	C	-20		
2025/02/05	0.035	No Trade	No Trade	26.04%	0	Research	85	0	Absolutely no Trade	6.08%	14.52%	C	-23		
2025/02/06	0.034	No Trade	No Trade	21.51%	0	Absolutely No	0	0	Absolutely no Trade	5.02%	13.36%	C	-27		
2025/02/07	0.036	No Trade	No Trade	40.23%	0	Research	85	0	Absolutely no Trade	9.39%	17.05%	C	-26		
2025/02/10	0.036	No Trade	No Trade	48.50%	50	Research	85	95	Research Defon Sell	10.80%	18.45%	B	-25		
2025/02/11	0.036	No Trade	No Trade	46.93%	50	Research	85	95	Research Defon Sell	10.44%	15.98%	B	-23		
2025/02/12	0.036	No Trade	No Trade	56.43%	50	Research	85	95	Research Defon Sell	11.09%	16.19%	B	-21		
2025/02/13	0.036	No Trade	No Trade	55.76%	50	Research	85	95	Research Defon Sell	10.96%	18.92%	B	-17		
2025/02/14	0.036	No Trade	No Trade	52.28%	30	Research	85	95	Research Defon Sell	10.27%	18.09%	C	-15		
2025/02/17	0.036	No Trade	No Trade	51.11%	30	Research	85	94	Research Defon Sell	9.97%	18.40%	C	-14		
2025/02/18	0.036	No Trade	No Trade	60.74%	50	Research	85	96	Research Defon Sell	11.22%	20.59%	B	-12		
2025/02/19	0.036	No Trade	No Trade	57.78%	50	Research	85	95	Research Defon Sell	10.67%	25.27%	B	-9		
2025/02/20	0.036	No Trade	No Trade	52.97%	30	Research	85	94	Research Defon Sell	9.78%	25.11%	C	-10		
2025/02/21	0.036	No Trade	No Trade	53.94%	30	Research	85	95	Research Defon Sell	9.96%	24.01%	C	-9		
2025/02/24	0.036	No Trade	No Trade	55.31%	30	Research	85	95	Research Defon Sell	10.22%	25.30%	C	-11		
2025/02/25	0.037	No Trade	No Trade	62.91%	50	Research	85	96	Research Defon Sell	11.62%	29.43%	B	-9		
2025/02/26	0.036	No Trade	No Trade	55.39%	30	Research	85	95	Research Defon Sell	10.23%	25.95%	C	-7		
2025/02/27	0.036	No Trade	No Trade	60.67%	50	Research	85	96	Research Defon Sell	11.21%	25.56%	B	-2		
2025/02/28	0.036	No Trade	No Trade	60.24%	50	Research	85	96	Research Defon Sell	11.13%	24.91%	B	2		
2025/03/03	0.036	No Trade	No Trade	54.83%	30	Research	85	95	Research Defon Sell	10.13%	26.15%	C	2		
2025/03/04	0.037	No Trade	No Trade	62.26%	50	Research	85	96	Research Defon Sell	11.50%	25.67%	B	5		
2025/03/05	0.036	No Trade	No Trade	57.34%	50	Research	85	95	Research Defon Sell	10.59%	25.34%	B	9		
2025/03/06	0.036	No Trade	No Trade	50.98%	30	Research	85	94	Research Defon Sell	9.42%	23.89%	C	9		
2025/03/07	0.037	No Trade	No Trade	63.90%	50	Research	85	96	Research Defon Sell	11.80%	26.04%	B	10		
2025/03/10	0.037	No Trade	No Trade	74.35%	50	Research	85	98	Research Defon Sell	13.73%	25.09%	B	9		
2025/03/11	0.038	No Trade	No Trade	81.27%	50	Research	85	99	Research Defon Sell	15.01%	26.10%	B	9		
2025/03/12	0.038	No Trade	No Trade	77.20%	50	Research	85	98	Research Defon Sell	14.26%	27.02%	B	10		
2025/03/13	0.038	No Trade	No Trade	89.07%	50	Research	85	100	Research Defon Sell	16.45%	34.05%	A	14		
2025/03/14	0.037	No Trade	No Trade	66.51%	50	Research	85	96	Research Defon Sell	12.29%	24.97%	B	17		
2025/03/17	0.036	No Trade	No Trade	52.66%	0	Research	85	0	Absolutely no Trade	9.73%	21.44%	C	19		
2025/03/18	0.034	Sell_Panda_ST	Sell_Panda_ST	12.46%	0	Absolutely No	0	0	Absolutely no Trade	2.30%	16.53%	C	18		

S
e
l
l

ELE.MAD

Endesa S.A.

Utilities

Gas, Water & Multiutilities

Italy

Market Cap : (B)

21 457

EOAN.ETR

E. On Se

Utilities

Gas, Water & Multiutilities

France

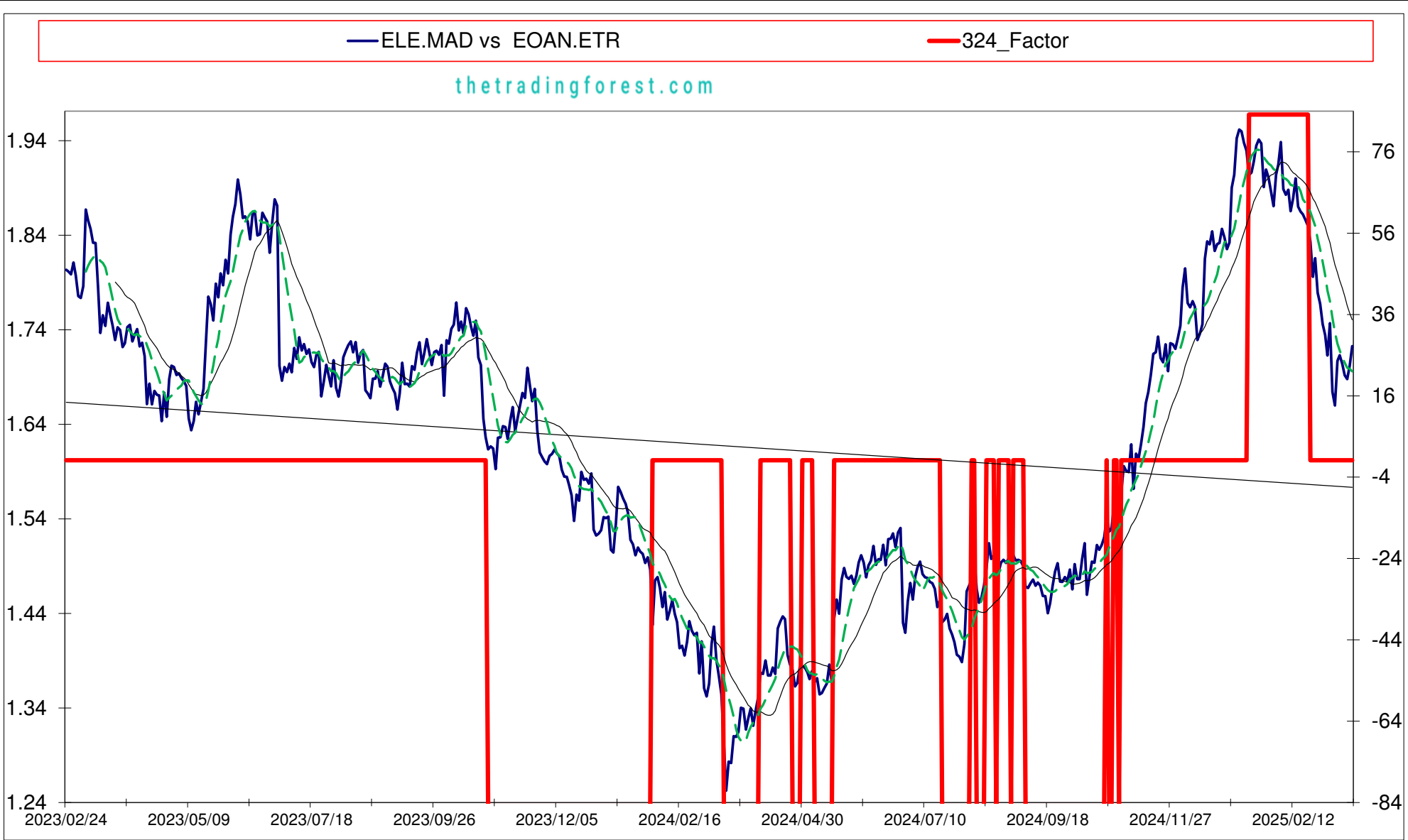
Market Cap : (B)

31 431

Follow the " 3day to 5day waiting period " before entering the trade : understand the Graph, Trend and Variables

Plan your enrty levels. Focus on the process not the outcome. Expect further short-term deviation from the trade signal. "Patience"

-17.297												52.530		-3.037	
Date	Price or Relative Price	Short_Term_ Radar	Medium_ Term_Radar	Caterpillar_ %	Wise_ Owl(Rnk)	324_Factor	Factor_324	Defcon _Index	Defcon _Index_Trade	Margin of Safety	75_Day_Mom	Trade_Rating (Guidance)	Trendsum		
2025/01/22	1.931	No Trade	No Trade	34.42%	50	Research	85	99	Research Defon Sell	12.61%	29.74%	A	18		
2025/01/23	1.938	No Trade	No Trade	35.28%	50	Research	85	99	Research Defon Sell	12.92%	31.58%	A	16		
2025/01/24	1.933	No Trade	No Trade	35.24%	50	Research	85	99	Research Defon Sell	12.62%	31.30%	A	16		
2025/01/27	1.887	No Trade	No Trade	27.87%	50	Research	85	97	Research Defon Sell	9.76%	26.33%	B	14		
2025/01/28	1.906	Sell_Panda_ST	No Trade	30.78%	50	Research	85	98	Research Defon Sell	10.78%	26.17%	B	12		
2025/01/29	1.897	No Trade	No Trade	29.17%	50	Research	85	97	Research Defon Sell	10.21%	30.30%	B	9		
2025/01/30	1.882	No Trade	No Trade	29.11%	50	Research	85	97	Research Defon Sell	9.29%	27.59%	B	5		
2025/01/31	1.867	No Trade	No Trade	26.93%	50	Research	85	96	Research Defon Sell	8.36%	25.22%	B	2		
2025/02/03	1.900	No Trade	No Trade	35.43%	50	Research	85	98	Research Defon Sell	10.11%	27.56%	B	-2		
2025/02/04	1.911	No Trade	No Trade	37.47%	50	Research	85	98	Research Defon Sell	10.69%	26.71%	B	-7		
2025/02/05	1.935	No Trade	No Trade	42.04%	50	Research	85	99	Research Defon Sell	11.99%	28.69%	A	-9		
2025/02/06	1.885	No Trade	No Trade	31.70%	50	Research	85	97	Research Defon Sell	9.04%	24.95%	B	-11		
2025/02/07	1.879	No Trade	No Trade	30.32%	50	Research	85	96	Research Defon Sell	8.65%	23.89%	B	-10		
2025/02/10	1.884	No Trade	No Trade	30.78%	50	Research	85	97	Research Defon Sell	8.78%	22.54%	B	-9		
2025/02/11	1.862	No Trade	No Trade	25.99%	50	Research	85	96	Research Defon Sell	7.42%	22.26%	B	-11		
2025/02/12	1.875	No Trade	No Trade	28.50%	50	Research	85	96	Research Defon Sell	8.13%	22.89%	B	-13		
2025/02/13	1.896	No Trade	No Trade	32.61%	50	Research	85	97	Research Defon Sell	9.30%	22.43%	B	-14		
2025/02/14	1.867	No Trade	No Trade	26.39%	50	Research	85	96	Research Defon Sell	7.53%	20.22%	B	-14		
2025/02/17	1.861	No Trade	No Trade	24.71%	50	Research	85	96	Research Defon Sell	7.05%	21.61%	B	-18		
2025/02/18	1.858	No Trade	No Trade	23.92%	50	Research	85	95	Research Defon Sell	6.83%	18.81%	B	-21		
2025/02/19	1.853	No Trade	No Trade	22.60%	50	Research	85	95	Research Defon Sell	6.45%	16.38%	B	-25		
2025/02/20	1.846	No Trade	No Trade	21.11%	0	Research	85	0	Absolutely no Trade	6.02%	16.33%	C	-27		
2025/02/21	1.829	No Trade	No Trade	17.51%	0	Absolutely No	0	0	Absolutely no Trade	4.99%	15.36%	C	-28		
2025/02/24	1.792	No Trade	No Trade	9.46%	0	Absolutely No	0	0	Absolutely no Trade	2.70%	10.97%	C	-29		
2025/02/25	1.812	No Trade	No Trade	13.26%	0	Absolutely No	0	0	Absolutely no Trade	3.78%	15.57%	C	-29		
2025/02/26	1.776	No Trade	No Trade	5.73%	0	Absolutely No	0	0	Absolutely no Trade	1.64%	10.61%	C	-31		
2025/02/27	1.764	No Trade	No Trade	3.18%	0	Absolutely No	0	0	Absolutely no Trade	0.91%	10.26%	C	-34		
2025/02/28	1.742	No Trade	No Trade	2.98%	0	Absolutely No	0	0	Absolutely no Trade	-0.37%	7.86%	C	-37		
2025/03/03	1.731	No Trade	No Trade	9.41%	0	Absolutely No	0	0	Absolutely no Trade	-1.18%	5.94%	C	-40		
2025/03/04	1.709	No Trade	No Trade	19.73%	0	Absolutely No	0	-69	Absolutely no Trade	-2.47%	3.04%	C	-41		
2025/03/05	1.743	No Trade	No Trade	4.62%	0	Absolutely No	0	-67	Absolutely no Trade	-0.58%	4.36%	C	-41		
2025/03/06	1.671	No Trade	No Trade	37.99%	0	Absolutely No	0	-72	Absolutely no Trade	-4.76%	-1.05%	C	-40		
2025/03/07	1.656	No Trade	No Trade	44.95%	0	Absolutely No	0	-73	Absolutely no Trade	-5.63%	-3.18%	C	-40		
2025/03/10	1.703	No Trade	No Trade	24.73%	0	Absolutely No	0	-70	Absolutely no Trade	-3.10%	-0.52%	C	-40		
2025/03/11	1.709	No Trade	No Trade	22.50%	0	Absolutely No	0	-70	Absolutely no Trade	-2.82%	-1.14%	C	-41		
2025/03/12	1.701	No Trade	No Trade	26.85%	0	Absolutely No	0	-70	Absolutely no Trade	-3.36%	-0.34%	C	-40		
2025/03/13	1.688	No Trade	No Trade	32.84%	0	Absolutely No	0	-72	Absolutely no Trade	-4.12%	-0.80%	C	-40		
2025/03/14	1.684	No Trade	No Trade	35.09%	0	Absolutely No	0	-72	Absolutely no Trade	-4.40%	-2.13%	C	-40		
2025/03/17	1.698	No Trade	No Trade	29.87%	0	Absolutely No	0	-71	Absolutely no Trade	-3.74%	0.34%	C	-40		
2025/03/18	1.719	Buy_Panda_ST	No Trade	20.88%	0	Absolutely No	0	-70	Absolutely no Trade	-2.62%	-0.17%	C	-35		



Date	9 day	9 vs 21 day	33 day
2025/01/29	Sell_9day	Buy 9 vs 21	Buy 33_Day
2025/01/30	Sell_9day	Buy 9 vs 21	Buy 33_Day
2025/01/31	Sell_9day	Buy 9 vs 21	Buy 33_Day
2025/02/03	Sell_9day	Buy 9 vs 21	Buy 33_Day
2025/02/04	Buy_9day	Sell 9 vs 21	Buy 33_Day
2025/02/05	Buy_9day	Sell 9 vs 21	Buy 33_Day
2025/02/06	Sell_9day	Sell 9 vs 21	Buy 33_Day
2025/02/07	Sell_9day	Sell 9 vs 21	Sell 33_Day
2025/02/10	Sell_9day	Sell 9 vs 21	Sell 33_Day
2025/02/11	Sell_9day	Sell 9 vs 21	Sell 33_Day
2025/02/12	Sell_9day	Sell 9 vs 21	Sell 33_Day
2025/02/13	Buy_9day	Sell 9 vs 21	Buy 33_Day
2025/02/14	Sell_9day	Sell 9 vs 21	Sell 33_Day
2025/02/17	Sell_9day	Sell 9 vs 21	Sell 33_Day
2025/02/18	Sell_9day	Sell 9 vs 21	Sell 33_Day
2025/02/19	Sell_9day	Sell 9 vs 21	Sell 33_Day
2025/02/20	Sell_9day	Sell 9 vs 21	Sell 33_Day
2025/02/21	Sell_9day	Sell 9 vs 21	Sell 33_Day
2025/02/24	Sell_9day	Sell 9 vs 21	Sell 33_Day
2025/02/25	Sell_9day	Sell 9 vs 21	Sell 33_Day
2025/02/26	Sell_9day	Sell 9 vs 21	Sell 33_Day
2025/02/27	Sell_9day	Sell 9 vs 21	Sell 33_Day
2025/02/28	Sell_9day	Sell 9 vs 21	Sell 33_Day
2025/03/03	Sell_9day	Sell 9 vs 21	Sell 33_Day
2025/03/04	Sell_9day	Sell 9 vs 21	Sell 33_Day
2025/03/05	Sell_9day	Sell 9 vs 21	Sell 33_Day
2025/03/06	Sell_9day	Sell 9 vs 21	Sell 33_Day
2025/03/07	Sell_9day	Sell 9 vs 21	Sell 33_Day
2025/03/10	Sell_9day	Sell 9 vs 21	Sell 33_Day
2025/03/11	Sell_9day	Sell 9 vs 21	Sell 33_Day
2025/03/12	Sell_9day	Sell 9 vs 21	Sell 33_Day
2025/03/13	Sell_9day	Sell 9 vs 21	Sell 33_Day
2025/03/14	Sell_9day	Sell 9 vs 21	Sell 33_Day
2025/03/17	Buy_9day	Sell 9 vs 21	Sell 33_Day
2025/03/18	Buy_9day	Sell 9 vs 21	Sell 33_Day

Strategy Universe

Euro_Utilities_Pairs

Ascendant guidance

Trade

Strategy_Open Date

2025/01/21

Caterpillar Guidance

Trade

ELE.MAD

21 per. Mov. Avg. (ELE.MAD)

Linear (ELE.MAD)

EOAN.ETR

21 per. Mov. Avg. (EOAN.ETR)

Linear (EOAN.ETR)

(+) : Mom Days

0

(-) : Mom Days

1

Guided : Factor

9 vs 21 day

324_Buy Guidance

62.3%

324_Sell Guidance

0.0%

Mom_75 (days)

-0.2%

9 vs 21 day

-3.13%

Price vs 9 day

1.59%

S
e
|
|

ELE.MAD

Endesa S.A.

Utilities

Gas, Water & Multiutilities

Italy

Market Cap : (B)

21 457

Follow the " 3day to 5day waiting period " before entering the trade : understand the Graph, Trend and Variables

SSE.LSE

SSE Plc

Utilities

Gas, Water & Multiutilities

United Kingdom

Market Cap : (B)

19 157

Plan your enrty levels. Focus on the process not the outcome. Expect further short-term deviation from the trade signal. "Patience"

-2.271

59.727

-26.299

Date	Price or Relative Price	Short_Term_ Radar	Medium_ Term_Radar	Caterpillar_ %	Wise_ Owl(Rnk)	324_Factor	Factor_324	Defcon _Index	Defcon _Index_Trade	Margin of Safety	75_Day_Mom	Trade_Rating (Guidance)	Trendsum
2025/01/22	0.013	No Trade	No Trade	19.46%	0	Absolutely No	0	99	Research Defon Sell	7.24%	29.86%	C	21
2025/01/23	0.013	No Trade	No Trade	19.87%	0	Absolutely No	0	99	Research Defon Sell	7.34%	27.72%	C	19
2025/01/24	0.013	No Trade	No Trade	22.04%	0	Absolutely No	0	100	Research Defon Sell	7.92%	28.38%	C	20
2025/01/27	0.013	No Trade	No Trade	21.77%	0	Absolutely No	0	100	Research Defon Sell	7.53%	26.38%	C	22
2025/01/28	0.013	No Trade	No Trade	22.41%	0	Absolutely No	0	100	Research Defon Sell	7.68%	27.12%	C	25
2025/01/29	0.013	No Trade	No Trade	22.02%	0	Absolutely No	0	100	Research Defon Sell	7.51%	31.09%	C	28
2025/01/30	0.013	No Trade	No Trade	21.33%	0	Absolutely No	0	99	Research Defon Sell	6.79%	28.74%	C	28
2025/01/31	0.013	No Trade	No Trade	15.64%	0	Absolutely No	0	97	Research Defon Sell	4.94%	27.02%	C	25
2025/02/03	0.013	No Trade	No Trade	23.24%	0	Absolutely No	0	99	Research Defon Sell	6.06%	28.03%	C	19
2025/02/04	0.013	No Trade	No Trade	31.83%	0	Absolutely No	0	100	Research Defon Sell	7.84%	31.15%	C	16
2025/02/05	0.014	No Trade	No Trade	34.22%	0	Absolutely No	0	100	Research Defon Sell	8.43%	33.09%	C	15
2025/02/06	0.014	No Trade	No Trade	41.17%	0	Absolutely No	0	100	Research Defon Sell	10.14%	33.65%	C	14
2025/02/07	0.014	No Trade	No Trade	42.92%	0	Absolutely No	0	100	Research Defon Sell	10.57%	33.76%	C	15
2025/02/10	0.014	No Trade	No Trade	52.17%	0	Absolutely No	0	100	Research Defon Sell	12.85%	36.37%	C	17
2025/02/11	0.014	No Trade	No Trade	52.30%	0	Absolutely No	0	100	Research Defon Sell	12.88%	36.31%	C	19
2025/02/12	0.014	No Trade	No Trade	60.32%	50	Research	85	100	Research Defon Sell	14.86%	35.07%	A	22
2025/02/13	0.014	No Trade	No Trade	60.90%	50	Research	85	100	Research Defon Sell	15.00%	34.44%	A	25
2025/02/14	0.014	No Trade	No Trade	55.33%	50	Research	85	99	Research Defon Sell	13.63%	33.16%	B	27
2025/02/17	0.014	No Trade	No Trade	55.80%	50	Research	85	99	Research Defon Sell	13.74%	31.63%	A	27
2025/02/18	0.015	No Trade	No Trade	64.33%	50	Research	85	100	Research Defon Sell	15.84%	34.99%	A	26
2025/02/19	0.015	No Trade	No Trade	62.07%	50	Research	85	99	Research Defon Sell	15.14%	29.25%	A	27
2025/02/20	0.015	No Trade	No Trade	67.66%	50	Research	85	100	Research Defon Sell	15.41%	29.89%	A	27
2025/02/21	0.014	No Trade	No Trade	59.52%	50	Research	85	98	Research Defon Sell	13.55%	28.01%	B	28
2025/02/24	0.014	Sell_Panda_ST	No Trade	56.95%	50	Research	85	97	Research Defon Sell	12.05%	24.36%	B	26
2025/02/25	0.015	No Trade	No Trade	76.27%	50	Research	85	99	Research Defon Sell	14.61%	29.71%	A	23
2025/02/26	0.015	No Trade	No Trade	75.29%	50	Research	85	99	Research Defon Sell	14.42%	28.97%	A	19
2025/02/27	0.014	No Trade	No Trade	71.81%	50	Research	85	99	Research Defon Sell	13.76%	28.52%	B	16
2025/02/28	0.014	No Trade	No Trade	57.51%	50	Research	85	96	Research Defon Sell	10.50%	25.18%	B	11
2025/03/03	0.014	No Trade	No Trade	63.90%	50	Research	85	97	Research Defon Sell	11.07%	23.61%	B	6
2025/03/04	0.014	No Trade	No Trade	67.38%	50	Research	85	97	Research Defon Sell	11.68%	23.78%	B	0
2025/03/05	0.014	No Trade	No Trade	85.83%	50	Research	85	99	Research Defon Sell	13.60%	25.62%	B	-3
2025/03/06	0.014	No Trade	No Trade	78.52%	50	Research	85	98	Research Defon Sell	12.44%	24.15%	B	-6
2025/03/07	0.015	No Trade	No Trade	89.54%	50	Research	85	100	Research Defon Sell	14.19%	26.04%	A	-3
2025/03/10	0.015	No Trade	No Trade	91.31%	50	Research	85	100	Research Defon Sell	14.46%	25.49%	A	1
2025/03/11	0.015	No Trade	No Trade	94.55%	50	Research	85	100	Research Defon Sell	14.98%	23.54%	A	4
2025/03/12	0.014	No Trade	No Trade	83.45%	50	Research	85	99	Research Defon Sell	13.22%	24.86%	B	6
2025/03/13	0.015	No Trade	No Trade	94.17%	50	Research	85	100	Research Defon Sell	14.92%	26.68%	A	8
2025/03/14	0.014	No Trade	No Trade	79.82%	50	Research	85	98	Research Defon Sell	12.65%	21.47%	B	9
2025/03/17	0.015	No Trade	No Trade	88.66%	90	Research	170	99	Research Defon Sell	14.05%	23.56%	AAA	11
2025/03/18	0.015	No Trade	No Trade	93.26%	90	Research	170	100	Research Defon Sell	14.77%	25.73%	AAA	12



Date	9 day	9 vs 21 day	33 day
2025/01/29	Buy_9day	Buy 9 vs 21	Buy 33_Day
2025/01/30	Sell_9day	Buy 9 vs 21	Buy 33_Day
2025/01/31	Sell_9day	Buy 9 vs 21	Buy 33_Day
2025/02/03	Sell_9day	Buy 9 vs 21	Buy 33_Day
2025/02/04	Buy_9day	Buy 9 vs 21	Buy 33_Day
2025/02/05	Buy_9day	Buy 9 vs 21	Buy 33_Day
2025/02/06	Buy_9day	Buy 9 vs 21	Buy 33_Day
2025/02/07	Buy_9day	Buy 9 vs 21	Buy 33_Day
2025/02/10	Buy_9day	Buy 9 vs 21	Buy 33_Day
2025/02/11	Buy_9day	Buy 9 vs 21	Buy 33_Day
2025/02/12	Buy_9day	Buy 9 vs 21	Buy 33_Day
2025/02/13	Buy_9day	Buy 9 vs 21	Buy 33_Day
2025/02/14	Buy_9day	Buy 9 vs 21	Buy 33_Day
2025/02/17	Buy_9day	Buy 9 vs 21	Buy 33_Day
2025/02/18	Buy_9day	Buy 9 vs 21	Buy 33_Day
2025/02/19	Buy_9day	Buy 9 vs 21	Buy 33_Day
2025/02/20	Buy_9day	Buy 9 vs 21	Buy 33_Day
2025/02/21	Sell_9day	Buy 9 vs 21	Buy 33_Day
2025/02/24	Sell_9day	Buy 9 vs 21	Buy 33_Day
2025/02/25	Buy_9day	Buy 9 vs 21	Buy 33_Day
2025/02/26	Buy_9day	Buy 9 vs 21	Buy 33_Day
2025/02/27	Sell_9day	Buy 9 vs 21	Buy 33_Day
2025/02/28	Sell_9day	Buy 9 vs 21	Buy 33_Day
2025/03/03	Sell_9day	Buy 9 vs 21	Buy 33_Day
2025/03/04	Sell_9day	Buy 9 vs 21	Buy 33_Day
2025/03/05	Buy_9day	Buy 9 vs 21	Buy 33_Day
2025/03/06	Buy_9day	Buy 9 vs 21	Buy 33_Day
2025/03/07	Buy_9day	Buy 9 vs 21	Buy 33_Day
2025/03/10	Buy_9day	Sell 9 vs 21	Buy 33_Day
2025/03/11	Buy_9day	Sell 9 vs 21	Buy 33_Day
2025/03/12	Buy_9day	Sell 9 vs 21	Buy 33_Day
2025/03/13	Buy_9day	Buy 9 vs 21	Buy 33_Day
2025/03/14	Sell_9day	Buy 9 vs 21	Buy 33_Day
2025/03/17	Buy_9day	Buy 9 vs 21	Buy 33_Day
2025/03/18	Buy_9day	Buy 9 vs 21	Buy 33_Day

Strategy Universe

Euro_Utilities_Pairs

Ascendant guidance

Research

Strategy_Open Date

2025/01/21

Caterpillar Guidance

Trade

ELE.MAD

21 per. Mov. Avg. (ELE.MAD)

Linear (ELE.MAD)

SSE.LSE

21 per. Mov. Avg. (SSE.LSE)

Linear (SSE.LSE)

(+) : Mom Days

113

(-) : Mom Days

0

Guided : Factor

66 day

324_Buy Guidance

0.0%

324_Sell Guidance

100.0%

Mom_75 (days)

25.7%

9 vs 21 day

0.75%

Price vs 9 day

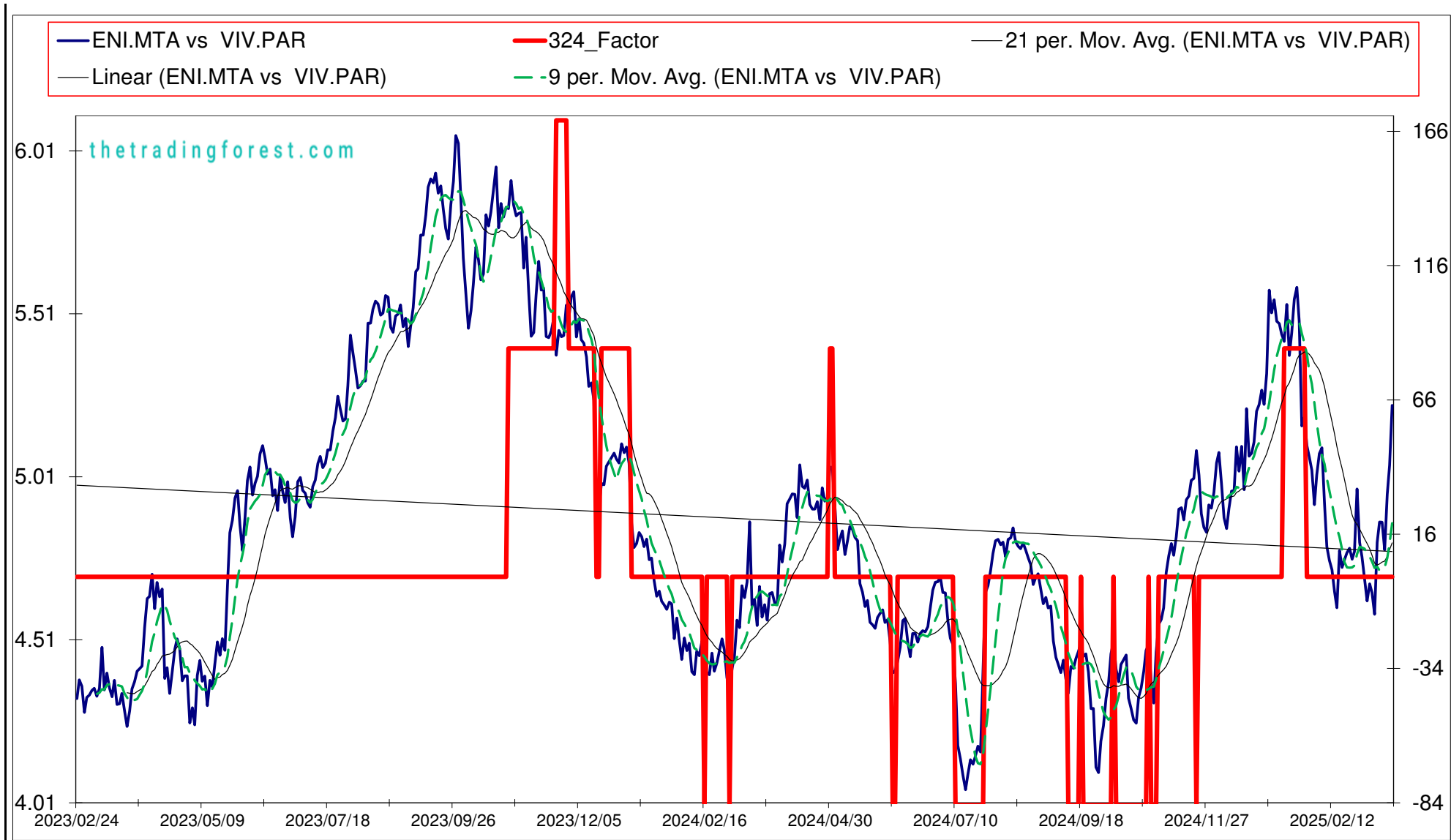
1.07%

8 9 10

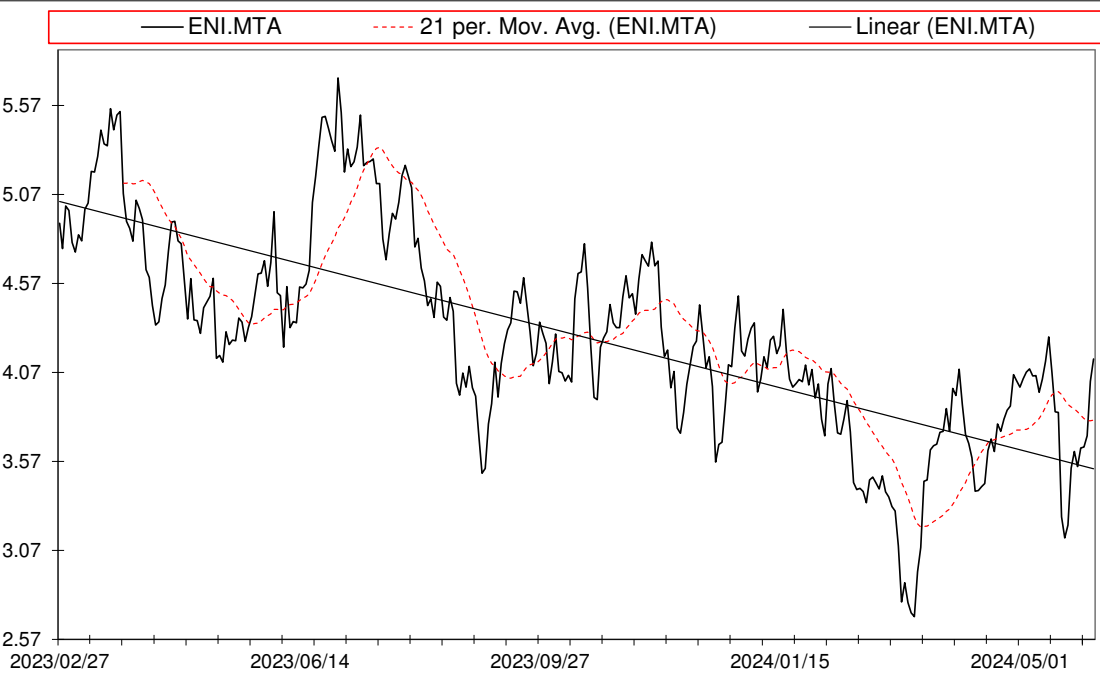
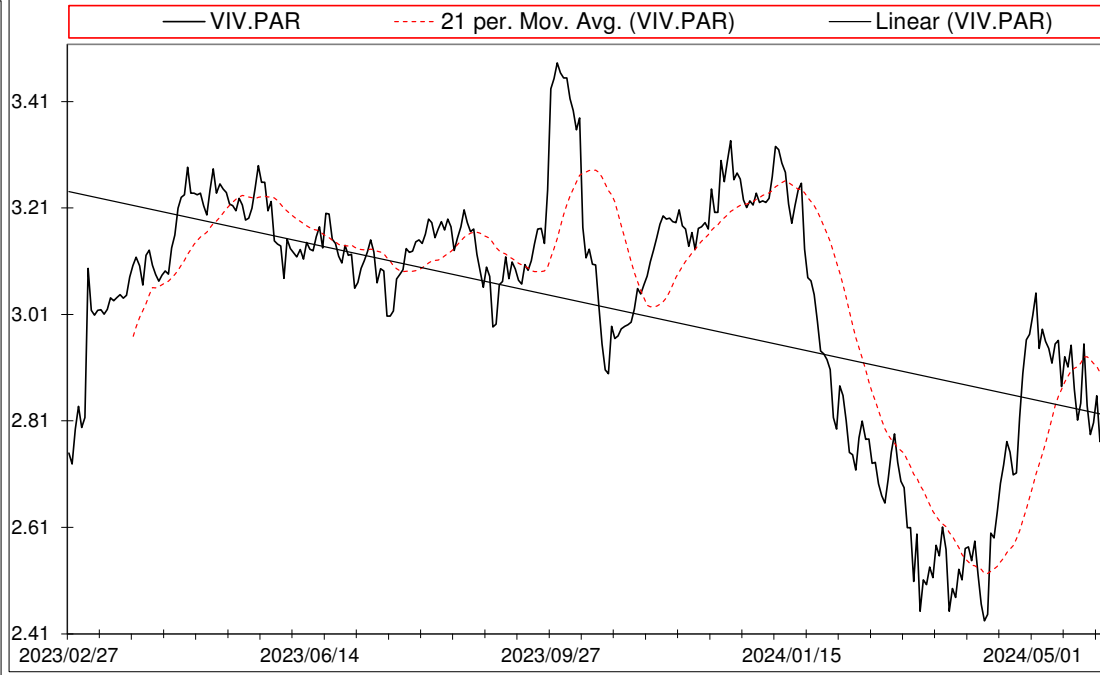
Plan your entry levels. Focus on the process not the outcome. Expect further short-term deviation from the trade signal. "Patience"

-3.023

Date	Price or	Short_Term_	Medium_	Caterpillar_	Wise_	324_Factor	Factor_324	Defcon	Defcon	Margin of	75_Day_Mom	Trade_Rating	Trendsum
	Relative Price	Radar	Term_Radar	%	Owl(Rnk)			_Index	_Index_Trade	Safety		(Guidance)	
2025/01/22	5.550	No Trade	No Trade	52.51%	50	Research	85	95	Research Defon Sell	15.32%	26.85%	B	14
2025/01/23	5.587	No Trade	No Trade	55.11%	50	Research	85	96	Research Defon Sell	16.08%	25.20%	B	15
2025/01/24	5.484	No Trade	No Trade	47.71%	30	Research	85	94	Research Defon Sell	13.92%	21.83%	C	15
2025/01/27	5.162	Sell_Panda_ST	Sell_Panda_ST	24.67%	0	Research	85	0	Absolutely no Trade	7.20%	16.89%	C	13
2025/01/28	5.188	No Trade	No Trade	26.51%	0	Research	85	0	Absolutely no Trade	7.73%	18.53%	C	11
2025/01/29	5.100	No Trade	No Trade	20.24%	0	Absolutely No	0	0	Absolutely no Trade	5.91%	15.13%	C	7
2025/01/30	5.067	No Trade	No Trade	18.49%	0	Absolutely No	0	0	Absolutely no Trade	5.21%	14.01%	C	2
2025/01/31	5.026	No Trade	No Trade	15.39%	0	Absolutely No	0	0	Absolutely no Trade	4.33%	12.71%	C	-3
2025/02/03	4.921	No Trade	No Trade	7.54%	0	Absolutely No	0	0	Absolutely no Trade	2.12%	13.71%	C	-7
2025/02/04	5.012	No Trade	No Trade	14.27%	0	Absolutely No	0	0	Absolutely no Trade	4.02%	16.70%	C	-11
2025/02/05	5.077	No Trade	No Trade	19.02%	0	Absolutely No	0	0	Absolutely no Trade	5.36%	19.18%	C	-14
2025/02/06	5.095	No Trade	No Trade	20.28%	0	Absolutely No	0	0	Absolutely no Trade	5.71%	19.88%	C	-17
2025/02/07	4.924	No Trade	No Trade	8.17%	0	Absolutely No	0	0	Absolutely no Trade	2.16%	13.75%	C	-18
2025/02/10	4.792	No Trade	No Trade	4.27%	0	Absolutely No	0	0	Absolutely no Trade	-0.62%	9.93%	C	-20
2025/02/11	4.749	No Trade	No Trade	10.43%	0	Absolutely No	0	0	Absolutely no Trade	-1.51%	7.71%	C	-20
2025/02/12	4.721	No Trade	No Trade	14.53%	0	Absolutely No	0	0	Absolutely no Trade	-2.10%	5.53%	C	-23
2025/02/13	4.653	No Trade	No Trade	24.33%	0	Absolutely No	0	0	Absolutely no Trade	-3.51%	3.62%	C	-26
2025/02/14	4.604	No Trade	No Trade	31.42%	0	Absolutely No	0	0	Absolutely no Trade	-4.54%	5.18%	C	-29
2025/02/17	4.780	No Trade	No Trade	6.42%	0	Absolutely No	0	0	Absolutely no Trade	-0.93%	10.85%	C	-31
2025/02/18	4.728	No Trade	No Trade	13.90%	0	Absolutely No	0	0	Absolutely no Trade	-2.01%	5.81%	C	-33
2025/02/19	4.751	No Trade	No Trade	10.63%	0	Absolutely No	0	-84	Research Defcon Buy	-1.53%	4.35%	C	-35
2025/02/20	4.773	No Trade	No Trade	7.58%	0	Absolutely No	0	-84	Research Defcon Buy	-1.10%	4.47%	C	-37
2025/02/21	4.786	No Trade	No Trade	5.69%	0	Absolutely No	0	-83	Research Defcon Buy	-0.82%	3.98%	C	-32
2025/02/24	4.753	No Trade	No Trade	10.66%	0	Absolutely No	0	-84	Research Defcon Buy	-1.54%	0.87%	C	-26
2025/02/25	4.776	No Trade	No Trade	7.39%	0	Absolutely No	0	-84	Research Defcon Buy	-1.07%	0.27%	C	-21
2025/02/26	4.968	No Trade	No Trade	14.23%	0	Absolutely No	0	0	Absolutely no Trade	2.90%	3.48%	C	-17
2025/02/27	4.805	No Trade	No Trade	3.40%	0	Absolutely No	0	-83	Research Defcon Buy	-0.49%	0.84%	C	-12
2025/02/28	4.761	No Trade	No Trade	9.80%	0	Absolutely No	0	-84	Research Defcon Buy	-1.42%	-1.27%	C	-9
2025/03/03	4.693	No Trade	No Trade	19.66%	0	Absolutely No	0	-86	Research Defcon Buy	-2.84%	-4.35%	C	-9
2025/03/04	4.625	No Trade	No Trade	29.54%	0	Absolutely No	0	-87	Research Defcon Buy	-4.27%	-5.82%	C	-12
2025/03/05	4.678	No Trade	No Trade	22.04%	0	Absolutely No	0	-86	Research Defcon Buy	-3.18%	-4.03%	C	-13
2025/03/06	4.650	No Trade	No Trade	26.01%	0	Absolutely No	0	-87	Research Defcon Buy	-3.76%	-5.77%	C	-15
2025/03/07	4.584	No Trade	No Trade	35.59%	0	Absolutely No	0	-88	Research Defcon Buy	-5.14%	-7.34%	C	-17
2025/03/10	4.804	No Trade	No Trade	4.18%	0	Absolutely No	0	-83	Research Defcon Buy	-0.60%	-3.82%	C	-17
2025/03/11	4.867	Buy_Panda_ST	Buy_Panda_ST	3.39%	0	Absolutely No	0	0	Absolutely no Trade	0.69%	-2.67%	C	-15
2025/03/12	4.866	Buy_Panda_ST	Buy_Panda_ST	3.24%	0	Absolutely No	0	0	Absolutely no Trade	0.66%	-4.32%	C	-13
2025/03/13	4.782	No Trade	No Trade	7.64%	0	Absolutely No	0	-83	Research Defcon Buy	-1.10%	-4.58%	C	-11
2025/03/14	4.952	No Trade	No Trade	13.05%	0	Absolutely No	0	0	Absolutely no Trade	2.42%	1.23%	C	-8
2025/03/17	5.041	No Trade	No Trade	22.78%	0	Absolutely No	0	0	Absolutely no Trade	4.23%	3.92%	C	-5
2025/03/18	5.225	No Trade	No Trade	46.82%	0	Absolutely No	0	0	Absolutely no Trade	8.03%	8.06%	C	-2



Date	9 day	9 vs 21 day	33 day
2025/01/30	Sell_9day	Sell 9 vs 21	Sell 33_Day
2025/01/31	Sell_9day	Sell 9 vs 21	Sell 33_Day
2025/02/03	Sell_9day	Sell 9 vs 21	Sell 33_Day
2025/02/04	Sell_9day	Sell 9 vs 21	Sell 33_Day
2025/02/05	Sell_9day	Sell 9 vs 21	Sell 33_Day
2025/02/06	Buy_9day	Sell 9 vs 21	Sell 33_Day
2025/02/07	Sell_9day	Sell 9 vs 21	Sell 33_Day
2025/02/10	Sell_9day	Sell 9 vs 21	Sell 33_Day
2025/02/11	Sell_9day	Sell 9 vs 21	Sell 33_Day
2025/02/12	Sell_9day	Sell 9 vs 21	Sell 33_Day
2025/02/13	Sell_9day	Sell 9 vs 21	Sell 33_Day
2025/02/14	Sell_9day	Sell 9 vs 21	Sell 33_Day
2025/02/17	Sell_9day	Sell 9 vs 21	Sell 33_Day
2025/02/18	Sell_9day	Sell 9 vs 21	Sell 33_Day
2025/02/19	Buy_9day	Sell 9 vs 21	Sell 33_Day
2025/02/20	Buy_9day	Sell 9 vs 21	Sell 33_Day
2025/02/21	Buy_9day	Sell 9 vs 21	Sell 33_Day
2025/02/24	Buy_9day	Sell 9 vs 21	Sell 33_Day
2025/02/25	Buy_9day	Sell 9 vs 21	Sell 33_Day
2025/02/26	Buy_9day	Sell 9 vs 21	Sell 33_Day
2025/02/27	Buy_9day	Sell 9 vs 21	Sell 33_Day
2025/02/28	Sell_9day	Sell 9 vs 21	Sell 33_Day
2025/03/03	Sell_9day	Sell 9 vs 21	Sell 33_Day
2025/03/04	Sell_9day	Sell 9 vs 21	Sell 33_Day
2025/03/05	Sell_9day	Sell 9 vs 21	Sell 33_Day
2025/03/06	Sell_9day	Sell 9 vs 21	Sell 33_Day
2025/03/07	Sell_9day	Sell 9 vs 21	Sell 33_Day
2025/03/10	Buy_9day	Sell 9 vs 21	Sell 33_Day
2025/03/11	Buy_9day	Sell 9 vs 21	Buy 33_Day
2025/03/12	Buy_9day	Sell 9 vs 21	Buy 33_Day
2025/03/13	Buy_9day	Sell 9 vs 21	Sell 33_Day
2025/03/14	Buy_9day	Sell 9 vs 21	Buy 33_Day
2025/03/17	Buy_9day	Buy 9 vs 21	Buy 33_Day
2025/03/18	Buy_9day	Buy 9 vs 21	Buy 33_Day

Strategy Universe	Euro_Europe_STOXX50_Pairs	Ascendant guidance	Trade	Strategy_Open Date	2025/01/21	Caterpillar Guidance	Trade	
<div><div><div>— ENI.MTA - - - 21 per. Mov. Avg. (ENI.MTA) — Linear (ENI.MTA)</div></div><div><div>— VIV.PAR - - - 21 per. Mov. Avg. (VIV.PAR) — Linear (VIV.PAR)</div></div></div>							(+) : Mom Days	2
							(-) : Mom Days	0
							Guided : Factor	9 vs 21 day
							324_Buy Guidance	0.0%
							324_Sell Guidance	86.3%
Mom_75 (days)	8.1%							
9 vs 21 day	1.25%							
Price vs 9 day	7.44%							

JMAT.LSE

Follow the " 3day to 5day waiting period " before entering the trade : understand the Graph, Trend and Variables

CSX5.LSE

Plan your enrty levels. Focus on the process not the outcome. Expect further short-term deviation from the trade signal. "Patience"

B Johnson Matthey Plc
u Materials
y Chemicals

United Kingdom

Market Cap : (B)

2 575

Euro Area Stock Market Index - Europe Listing

Europe ETF : Index

ETF_Europe_

Europe

Market Cap : (B)

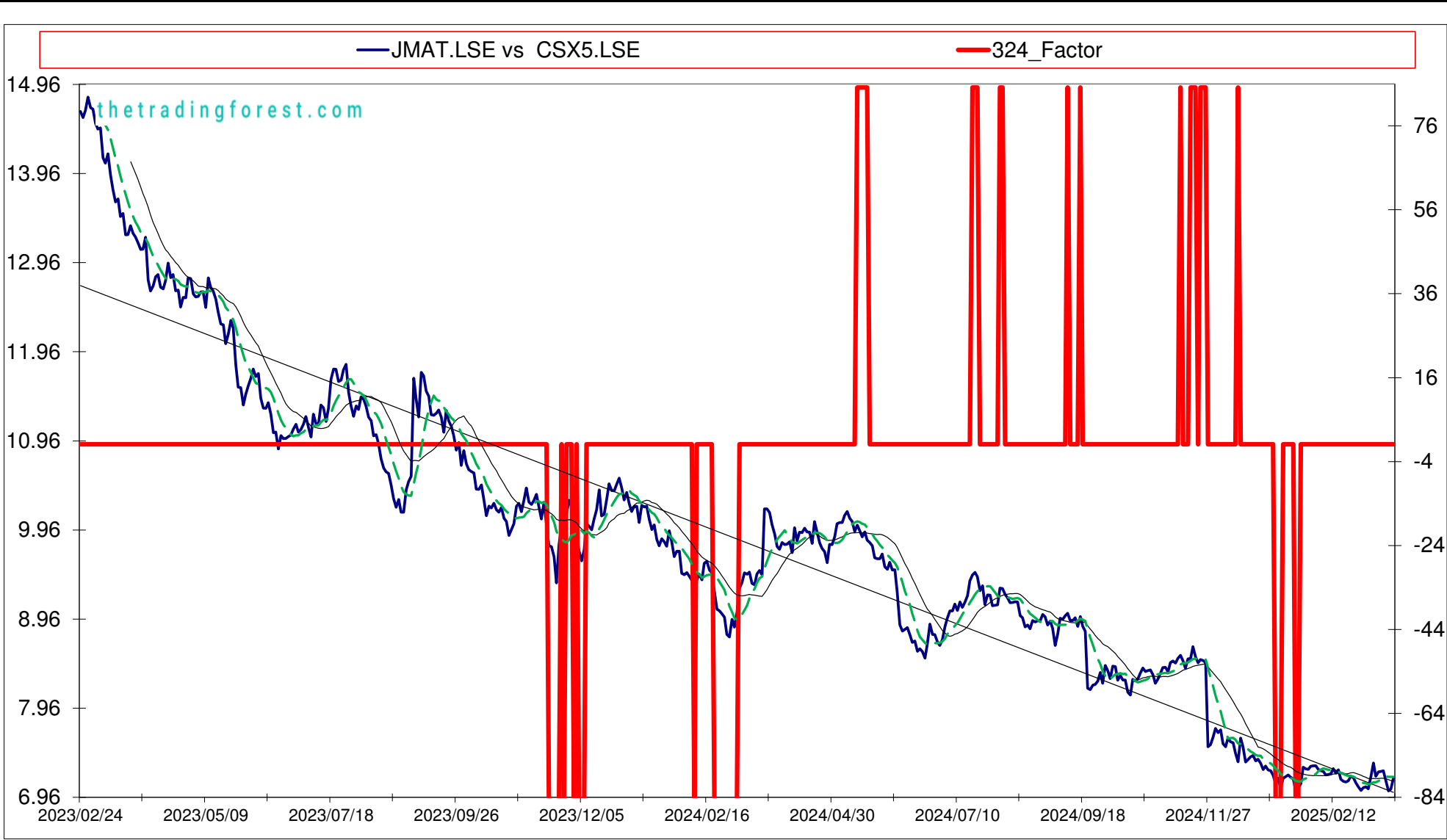
4 303

-2.138

-91.016

42.568

Date	Price or Relative Price	Short_Term_ Radar	Medium_ Term_Radar	Caterpillar_ %	Wise_ Owl(Rnk)	324_Factor	Factor_324	Defcon _Index	Defcon _Index_Trade	Margin of Safety	75_Day_Mom	Trade_Rating (Guidance)	Trendsum
2025/01/22	7.029	No Trade	No Trade	63.80%	50	Research	-85	-100	Research Defcon Buy	-7.11%	-15.20%	A	-37
2025/01/23	7.061	No Trade	No Trade	59.24%	50	Research	-85	-100	Research Defcon Buy	-6.61%	-16.23%	A	-37
2025/01/24	7.109	No Trade	No Trade	52.73%	30	Absolutely No	0	-99	Research Defcon Buy	-5.88%	-15.60%	C	-37
2025/01/27	7.294	No Trade	No Trade	28.33%	30	Absolutely No	0	-96	Research Defcon Buy	-3.16%	-11.78%	C	-33
2025/01/28	7.275	Buy_Panda_ST	Buy_Panda_ST	29.86%	0	Absolutely No	0	-96	Research Defcon Buy	-3.33%	-12.59%	C	-29
2025/01/29	7.270	Buy_Panda_ST	Buy_Panda_ST	29.59%	0	Absolutely No	0	-97	Research Defcon Buy	-3.30%	-12.12%	C	-25
2025/01/30	7.304	Buy_Panda_ST	Buy_Panda_ST	24.78%	0	Absolutely No	0	-96	Research Defcon Buy	-2.76%	-11.71%	C	-21
2025/01/31	7.309	Buy_Panda_ST	Buy_Panda_ST	23.35%	0	Absolutely No	0	-96	Research Defcon Buy	-2.60%	-10.15%	C	-18
2025/02/03	7.310	Buy_Panda_ST	Buy_Panda_ST	20.87%	0	Absolutely No	0	-96	Research Defcon Buy	-2.33%	-9.80%	C	-12
2025/02/04	7.269	No Trade	No Trade	24.96%	0	Absolutely No	0	-97	Research Defcon Buy	-2.78%	-12.21%	C	-7
2025/02/05	7.254	No Trade	No Trade	25.89%	0	Absolutely No	0	-97	Research Defcon Buy	-2.89%	-12.20%	C	-4
2025/02/06	7.246	No Trade	No Trade	26.06%	0	Absolutely No	0	-97	Research Defcon Buy	-2.91%	-12.55%	C	-2
2025/02/07	7.207	No Trade	No Trade	29.90%	0	Absolutely No	0	-97	Research Defcon Buy	-3.33%	-13.65%	C	-4
2025/02/10	7.211	No Trade	No Trade	26.98%	0	Absolutely No	0	-97	Research Defcon Buy	-3.01%	-14.20%	C	-6
2025/02/11	7.220	No Trade	No Trade	25.13%	0	Absolutely No	0	-97	Research Defcon Buy	-2.80%	-13.70%	C	-9
2025/02/12	7.276	No Trade	No Trade	17.51%	0	Absolutely No	0	-96	Research Defcon Buy	-1.95%	-13.13%	C	-10
2025/02/13	7.227	No Trade	No Trade	22.67%	0	Absolutely No	0	-97	Research Defcon Buy	-2.53%	-13.81%	C	-9
2025/02/14	7.263	No Trade	No Trade	17.43%	0	Absolutely No	0	-97	Research Defcon Buy	-1.94%	-12.79%	C	-6
2025/02/17	7.157	No Trade	No Trade	27.81%	0	Absolutely No	0	-98	Research Defcon Buy	-3.10%	-13.09%	C	-6
2025/02/18	7.135	No Trade	No Trade	29.70%	0	Absolutely No	0	-98	Research Defcon Buy	-3.31%	-13.85%	C	-7
2025/02/19	7.128	No Trade	No Trade	29.77%	0	Absolutely No	0	-99	Research Defcon Buy	-3.32%	-14.62%	C	-9
2025/02/20	7.141	No Trade	No Trade	27.31%	0	Absolutely No	0	-98	Research Defcon Buy	-3.04%	-15.09%	C	-11
2025/02/21	7.193	No Trade	No Trade	20.24%	0	Absolutely No	0	-98	Research Defcon Buy	-2.26%	-14.51%	C	-12
2025/02/24	7.174	No Trade	No Trade	19.99%	0	Absolutely No	0	-98	Research Defcon Buy	-2.23%	-14.22%	C	-12
2025/02/25	7.119	No Trade	No Trade	25.94%	0	Absolutely No	0	-99	Research Defcon Buy	-2.89%	-15.91%	C	-18
2025/02/26	7.072	No Trade	No Trade	30.83%	0	Absolutely No	0	-99	Research Defcon Buy	-3.44%	-16.65%	C	-23
2025/02/27	7.033	No Trade	No Trade	34.86%	0	Absolutely No	0	-100	Research Defcon Buy	-3.89%	-16.90%	C	-25
2025/02/28	7.063	No Trade	No Trade	30.38%	0	Absolutely No	0	-100	Research Defcon Buy	-3.39%	-17.05%	C	-25
2025/03/03	7.075	No Trade	No Trade	26.44%	0	Absolutely No	0	-99	Research Defcon Buy	-2.95%	-17.24%	C	-26
2025/03/04	7.051	No Trade	No Trade	28.85%	0	Absolutely No	0	-100	Research Defcon Buy	-3.19%	-16.90%	C	-25
2025/03/05	7.186	No Trade	No Trade	11.21%	0	Absolutely No	0	-98	Research Defcon Buy	-1.24%	-14.48%	C	-25
2025/03/06	7.340	No Trade	No Trade	11.58%	0	Absolutely No	0	-96	Research Defcon Buy	0.99%	-13.73%	C	-23
2025/03/07	7.191	No Trade	No Trade	8.79%	0	Absolutely No	0	-98	Research Defcon Buy	-0.97%	-15.51%	C	-23
2025/03/10	7.240	No Trade	No Trade	0.15%	0	Absolutely No	0	-97	Research Defcon Buy	-0.02%	-16.26%	C	-21
2025/03/11	7.247	No Trade	No Trade	2.09%	0	Absolutely No	0	-97	Research Defcon Buy	0.18%	-15.08%	C	-18
2025/03/12	7.254	No Trade	No Trade	4.40%	0	Absolutely No	0	-97	Research Defcon Buy	0.37%	-14.31%	C	-17
2025/03/13	7.141	No Trade	No Trade	9.87%	0	Absolutely No	0	-98	Research Defcon Buy	-1.09%	-15.99%	C	-15
2025/03/14	7.025	No Trade	No Trade	23.57%	0	Absolutely No	0	-100	Research Defcon Buy	-2.60%	-17.25%	C	-15
2025/03/17	7.047	No Trade	No Trade	18.24%	0	Absolutely No	0	-100	Research Defcon Buy	-2.01%	-16.77%	C	-17
2025/03/18	7.168	No Trade	No Trade	2.14%	0	Absolutely No	0	-98	Research Defcon Buy	-0.24%	-4.71%	C	-19



Date	9 day	9 vs 21 day	33 day
2025/01/30	Buy_9day	Sell 9 vs 21	Buy 33_Day
2025/01/31	Buy_9day	Buy 9 vs 21	Buy 33_Day
2025/02/03	Buy_9day	Buy 9 vs 21	Buy 33_Day
2025/02/04	Buy_9day	Buy 9 vs 21	Sell 33_Day
2025/02/05	Sell_9day	Buy 9 vs 21	Sell 33_Day
2025/02/06	Sell_9day	Buy 9 vs 21	Sell 33_Day
2025/02/07	Sell_9day	Buy 9 vs 21	Sell 33_Day
2025/02/10	Sell_9day	Buy 9 vs 21	Sell 33_Day
2025/02/11	Sell_9day	Buy 9 vs 21	Sell 33_Day
2025/02/12	Buy_9day	Buy 9 vs 21	Buy 33_Day
2025/02/13	Sell_9day	Buy 9 vs 21	Sell 33_Day
2025/02/14	Buy_9day	Buy 9 vs 21	Buy 33_Day
2025/02/17	Sell_9day	Buy 9 vs 21	Sell 33_Day
2025/02/18	Sell_9day	Sell 9 vs 21	Sell 33_Day
2025/02/19	Sell_9day	Sell 9 vs 21	Sell 33_Day
2025/02/20	Sell_9day	Sell 9 vs 21	Sell 33_Day
2025/02/21	Sell_9day	Sell 9 vs 21	Sell 33_Day
2025/02/24	Sell_9day	Sell 9 vs 21	Sell 33_Day
2025/02/25	Sell_9day	Sell 9 vs 21	Sell 33_Day
2025/02/26	Sell_9day	Sell 9 vs 21	Sell 33_Day
2025/02/27	Sell_9day	Sell 9 vs 21	Sell 33_Day
2025/02/28	Sell_9day	Sell 9 vs 21	Sell 33_Day
2025/03/03	Sell_9day	Sell 9 vs 21	Sell 33_Day
2025/03/04	Sell_9day	Sell 9 vs 21	Sell 33_Day
2025/03/05	Buy_9day	Sell 9 vs 21	Buy 33_Day
2025/03/06	Buy_9day	Sell 9 vs 21	Buy 33_Day
2025/03/07	Buy_9day	Sell 9 vs 21	Buy 33_Day
2025/03/10	Buy_9day	Sell 9 vs 21	Buy 33_Day
2025/03/11	Buy_9day	Sell 9 vs 21	Buy 33_Day
2025/03/12	Buy_9day	Buy 9 vs 21	Buy 33_Day
2025/03/13	Sell_9day	Buy 9 vs 21	Sell 33_Day
2025/03/14	Sell_9day	Buy 9 vs 21	Sell 33_Day
2025/03/17	Sell_9day	Buy 9 vs 21	Sell 33_Day
2025/03/18	Sell_9day	Buy 9 vs 21	Sell 33_Day

Strategy Universe

Rel vs Europe SX50

Ascendant guidance

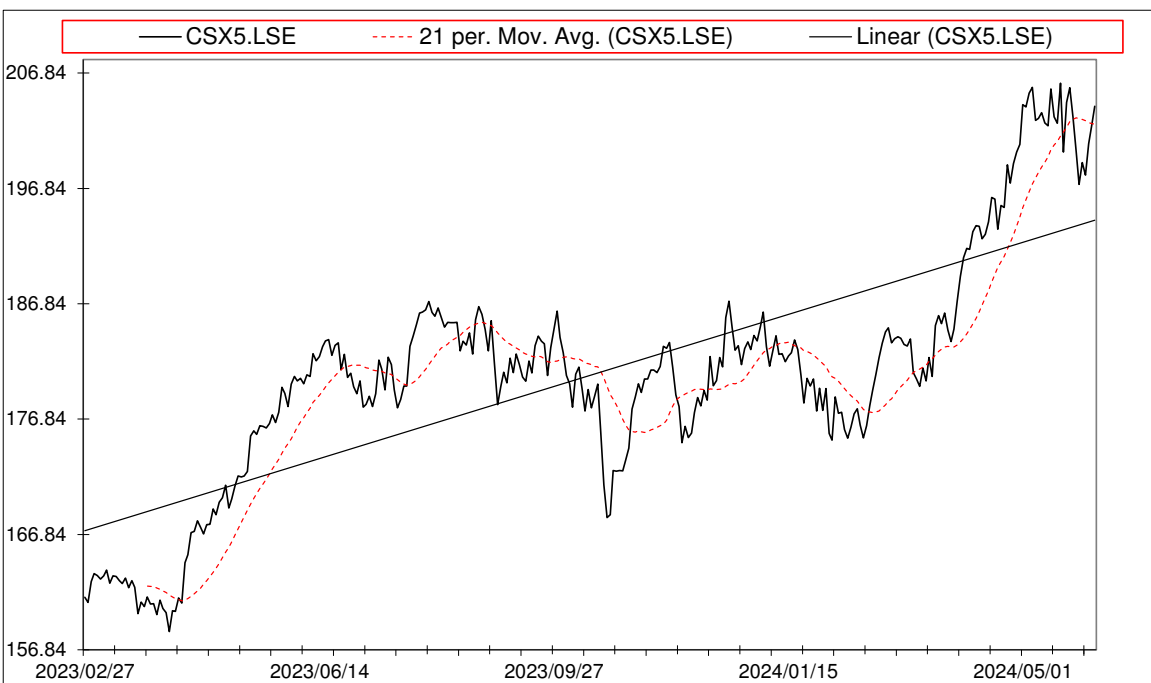
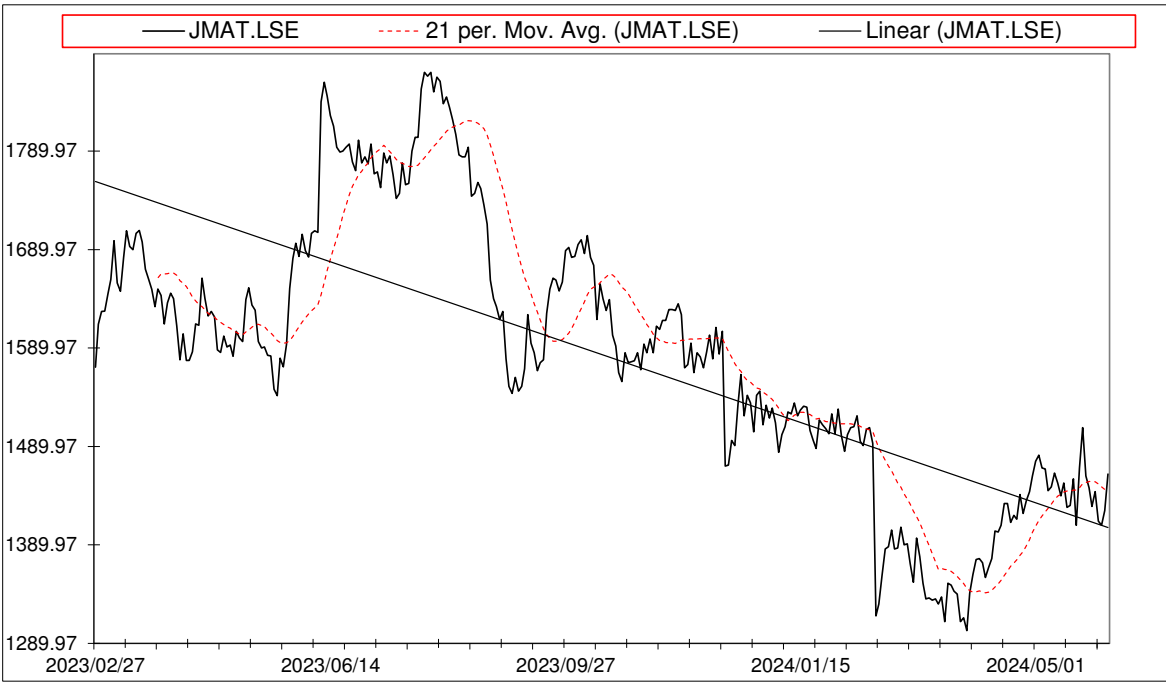
Research

Strategy_Open Date

2025/01/21

Caterpillar
Guidance

Research



(+) : Mom Days	0
(-) : Mom Days	80
Guided : Factor	66 day
324_Buy Guidance	98.0%
324_Sell Guidance	0.0%
Mom_75 (days)	-4.7%
9 vs 21 day	0.56%
Price vs 9 day	-0.22%

LEN.NYS

BuY

Lennar

Homebuilders

Homebuilding

New York

Market Cap : (B)

40 399

VMC.NYS

Vulcan Materials Company

Materials

Construction Materials

New York

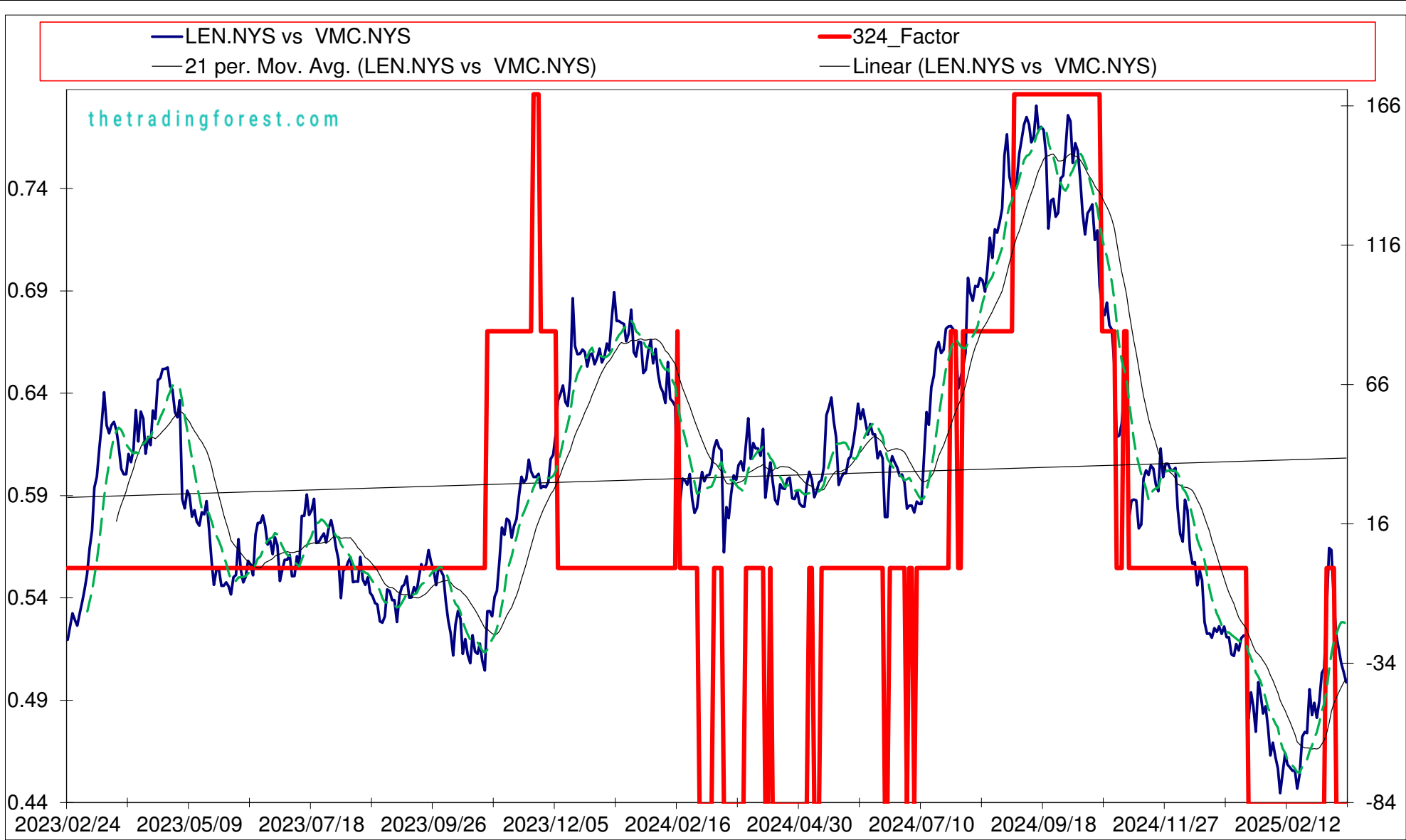
Market Cap : (B)

37 586

Follow the " 3day to 5day waiting period " before entering the trade : understand the Graph, Trend and Variables

Plan your enrty levels. Focus on the process not the outcome. Expect further short-term deviation from the trade signal. "Patience"

Date	Price or Relative Price	Short_Term_ Radar	Medium_ Term_Radar	Caterpillar_ %	Wise_ Owl(Rnk)	324_Factor	Factor_324	Defcon _Index	Defcon _Index_Trade	Margin of Safety	75_Day_Mom	Trade_Rating (Guidance)	Trendsum
2025/01/22	0.496	No Trade	No Trade	53.91%	50	Research	-85	-97	Research Defcon Buy	-14.00%	-36.00%	B	-27
2025/01/23	0.489	No Trade	No Trade	58.26%	50	Research	-85	-99	Research Defcon Buy	-15.12%	-35.16%	B	-27
2025/01/24	0.477	No Trade	No Trade	66.49%	50	Research	-85	-100	Research Defcon Buy	-17.26%	-37.62%	A	-27
2025/01/27	0.501	No Trade	No Trade	49.86%	0	Research	-85	0	Absolutely no Trade	-12.94%	-34.12%	C	-26
2025/01/28	0.494	No Trade	No Trade	54.21%	50	Research	-85	-96	Research Defcon Buy	-14.07%	-33.79%	B	-26
2025/01/29	0.486	No Trade	No Trade	59.89%	50	Research	-85	-98	Research Defcon Buy	-15.55%	-33.51%	B	-29
2025/01/30	0.489	No Trade	No Trade	57.31%	50	Research	-85	-97	Research Defcon Buy	-14.88%	-32.02%	B	-31
2025/01/31	0.479	No Trade	No Trade	64.36%	50	Research	-85	-100	Research Defcon Buy	-16.71%	-34.44%	A	-31
2025/02/03	0.465	No Trade	No Trade	72.92%	50	Research	-85	-100	Research Defcon Buy	-18.93%	-36.42%	A	-31
2025/02/04	0.472	No Trade	No Trade	68.66%	50	Research	-85	-99	Research Defcon Buy	-17.82%	-35.81%	B	-31
2025/02/05	0.465	No Trade	No Trade	86.42%	60	Research	-85	-100	Research Defcon Buy	-18.97%	-35.20%	A	-31
2025/02/06	0.459	No Trade	No Trade	90.79%	60	Research	-85	-100	Research Defcon Buy	-19.93%	-36.41%	A	-31
2025/02/07	0.447	No Trade	No Trade	100.00%	60	Research	-85	-100	Research Defcon Buy	-22.04%	-35.70%	A	-32
2025/02/10	0.457	No Trade	No Trade	91.60%	60	Research	-85	-98	Research Defcon Buy	-20.18%	-33.22%	B	-35
2025/02/11	0.467	No Trade	No Trade	83.77%	50	Research	-85	-96	Research Defcon Buy	-18.46%	-31.45%	B	-37
2025/02/12	0.461	No Trade	No Trade	88.05%	60	Research	-85	-97	Research Defcon Buy	-19.40%	-32.87%	B	-39
2025/02/13	0.459	No Trade	No Trade	89.06%	60	Research	-85	-97	Research Defcon Buy	-19.63%	-31.98%	B	-39
2025/02/14	0.458	No Trade	No Trade	90.17%	60	Research	-85	-98	Research Defcon Buy	-19.87%	-32.01%	B	-36
2025/02/17	0.458	No Trade	No Trade	89.72%	60	Research	-85	-98	Research Defcon Buy	-19.77%	-30.13%	B	-34
2025/02/18	0.449	No Trade	No Trade	96.54%	60	Research	-85	-99	Research Defcon Buy	-21.28%	-27.66%	A	-32
2025/02/19	0.456	No Trade	No Trade	90.57%	50	Research	-85	-98	Research Defcon Buy	-19.96%	-26.58%	B	-30
2025/02/20	0.474	Buy_Panda_ST	Buy_Panda_ST	76.07%	30	Research	-85	0	Absolutely no Trade	-16.76%	-24.38%	C	-27
2025/02/21	0.477	Buy_Panda_ST	Buy_Panda_ST	74.03%	30	Research	-85	0	Absolutely no Trade	-16.31%	-25.74%	C	-24
2025/02/24	0.476	Buy_Panda_ST	Buy_Panda_ST	74.00%	30	Research	-85	0	Absolutely no Trade	-16.31%	-26.75%	C	-23
2025/02/25	0.498	Buy_Panda_ST	Buy_Panda_ST	56.74%	0	Research	-85	0	Absolutely no Trade	-12.50%	-14.31%	C	-20
2025/02/26	0.485	Buy_Panda_ST	Buy_Panda_ST	66.67%	0	Research	-85	0	Absolutely no Trade	-14.69%	-17.77%	C	-16
2025/02/27	0.491	Buy_Panda_ST	Buy_Panda_ST	61.71%	0	Research	-85	0	Absolutely no Trade	-13.60%	-16.83%	C	-12
2025/02/28	0.484	No Trade	No Trade	67.41%	0	Research	-85	0	Absolutely no Trade	-14.85%	-18.01%	C	-7
2025/03/03	0.492	No Trade	No Trade	60.43%	0	Research	-85	0	Absolutely no Trade	-13.32%	-14.65%	C	-5
2025/03/04	0.506	No Trade	No Trade	49.25%	0	Research	-85	0	Absolutely no Trade	-10.85%	-12.54%	C	0
2025/03/05	0.508	No Trade	No Trade	47.40%	0	Research	-85	0	Absolutely no Trade	-10.45%	-15.48%	C	5
2025/03/06	0.536	No Trade	No Trade	24.28%	0	Absolutely No	0	0	Absolutely no Trade	-5.35%	-11.28%	C	9
2025/03/07	0.567	No Trade	No Trade	0.16%	0	Absolutely No	0	0	Absolutely no Trade	0.05%	-5.93%	C	11
2025/03/10	0.566	No Trade	No Trade	0.01%	0	Absolutely No	0	0	Absolutely no Trade	0.00%	-6.80%	C	14
2025/03/11	0.540	No Trade	No Trade	20.13%	0	Absolutely No	0	0	Absolutely no Trade	-4.44%	-10.76%	C	16
2025/03/12	0.524	No Trade	No Trade	33.52%	0	Research	-85	0	Absolutely no Trade	-7.39%	-12.41%	C	18
2025/03/13	0.517	No Trade	No Trade	38.64%	0	Research	-85	0	Absolutely no Trade	-8.51%	-13.03%	C	18
2025/03/14	0.511	No Trade	No Trade	43.59%	0	Research	-85	0	Absolutely no Trade	-9.61%	-17.02%	C	19
2025/03/17	0.506	No Trade	No Trade	46.70%	0	Research	-85	0	Absolutely no Trade	-10.29%	-15.84%	C	17
2025/03/18	0.501	No Trade	No Trade	50.54%	0	Research	-85	0	Absolutely no Trade	-11.14%	-17.58%	C	13



Date	9 day	9 vs 21 day	33 day
2025/01/29	Sell_9day	Sell 9 vs 21	Sell 33_Day
2025/01/30	Sell_9day	Sell 9 vs 21	Sell 33_Day
2025/01/31	Sell_9day	Sell 9 vs 21	Sell 33_Day
2025/02/03	Sell_9day	Sell 9 vs 21	Sell 33_Day
2025/02/04	Sell_9day	Sell 9 vs 21	Sell 33_Day
2025/02/05	Sell_9day	Sell 9 vs 21	Sell 33_Day
2025/02/06	Sell_9day	Sell 9 vs 21	Sell 33_Day
2025/02/07	Sell_9day	Sell 9 vs 21	Sell 33_Day
2025/02/10	Sell_9day	Sell 9 vs 21	Sell 33_Day
2025/02/11	Sell_9day	Sell 9 vs 21	Sell 33_Day
2025/02/12	Sell_9day	Sell 9 vs 21	Sell 33_Day
2025/02/13	Sell_9day	Sell 9 vs 21	Sell 33_Day
2025/02/14	Sell_9day	Sell 9 vs 21	Sell 33_Day
2025/02/17	Sell_9day	Sell 9 vs 21	Sell 33_Day
2025/02/18	Sell_9day	Sell 9 vs 21	Sell 33_Day
2025/02/19	Sell_9day	Sell 9 vs 21	Sell 33_Day
2025/02/20	Buy_9day	Sell 9 vs 21	Sell 33_Day
2025/02/21	Buy_9day	Sell 9 vs 21	Sell 33_Day
2025/02/24	Buy_9day	Sell 9 vs 21	Sell 33_Day
2025/02/25	Buy_9day	Sell 9 vs 21	Buy 33_Day
2025/02/26	Buy_9day	Buy 9 vs 21	Buy 33_Day
2025/02/27	Buy_9day	Buy 9 vs 21	Buy 33_Day
2025/02/28	Buy_9day	Buy 9 vs 21	Buy 33_Day
2025/03/03	Buy_9day	Buy 9 vs 21	Buy 33_Day
2025/03/04	Buy_9day	Buy 9 vs 21	Buy 33_Day
2025/03/05	Buy_9day	Buy 9 vs 21	Buy 33_Day
2025/03/06	Buy_9day	Buy 9 vs 21	Buy 33_Day
2025/03/07	Buy_9day	Buy 9 vs 21	Buy 33_Day
2025/03/10	Buy_9day	Buy 9 vs 21	Buy 33_Day
2025/03/11	Buy_9day	Buy 9 vs 21	Buy 33_Day
2025/03/12	Sell_9day	Buy 9 vs 21	Buy 33_Day
2025/03/13	Sell_9day	Buy 9 vs 21	Buy 33_Day
2025/03/14	Sell_9day	Buy 9 vs 21	Buy 33_Day
2025/03/17	Sell_9day	Buy 9 vs 21	Buy 33_Day
2025/03/18	Sell_9day	Buy 9 vs 21	Buy 33_Day

Strategy Universe	Pairs_NYSE_Homebuilders	Ascendant guidance	Trade	Strategy_Open Date	2025/01/20	Caterpillar Guidance	Trade	
<div><div><div>LEN.NYS</div><div>21 per. Mov. Avg. (LEN.NYS)</div><div>Linear (LEN.NYS)</div></div><div><div>VMC.NYS</div><div>21 per. Mov. Avg. (VMC.NYS)</div><div>Linear (VMC.NYS)</div></div></div>							(+) : Mom Days	0
							(-) : Mom Days	4
							Guided : Factor	9 vs 21 day
							324_Buy Guidance	87.9%
							324_Sell Guidance	0.0%
							Mom_75 (days)	-17.6%
							9 vs 21 day	5.31%
							Price vs 9 day	-5.41%

LEN.NYS

BuY

Lennar
Homebuilders
Homebuilding

New York

Market Cap : (B)

40 399

MLM.NYS

Martin Marietta Materials
Materials
Construction Materials

New York

Market Cap : (B)

36 537

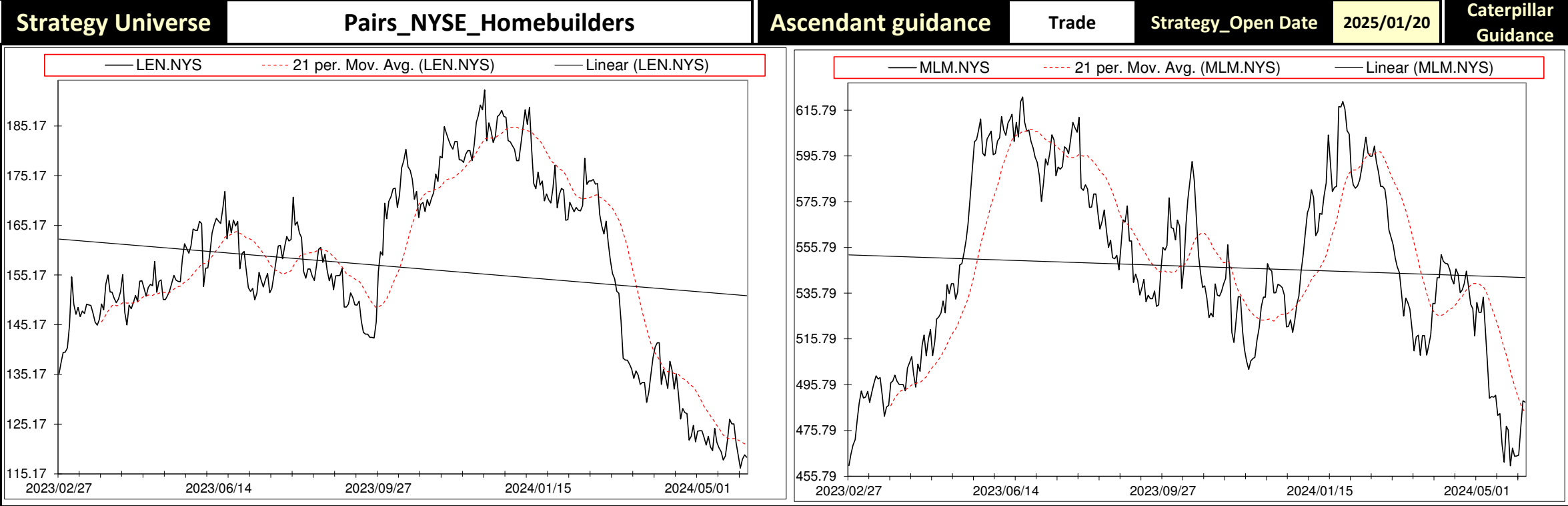
Follow the " 3day to 5day waiting period " before entering the trade : understand the Graph, Trend and Variables

Plan your enrty levels. Focus on the process not the outcome. Expect further short-term deviation from the trade signal. "Patience"

Date	Price or Relative Price	Short_Term_ Radar	Medium_ Term_Radar	Caterpillar_ %	Wise_ Owl(Rnk)	324_Factor	Factor_324	Defcon _Index	Defcon _Index_Trade	Margin of Safety	75_Day_Mom	Trade_Rating (Guidance)	Trendsum
2025/01/22	0.248	No Trade	No Trade	70.10%	50	Research	-85	-97	Research Defcon Buy	-11.23%	-30.93%	B	-23
2025/01/23	0.245	No Trade	No Trade	75.70%	50	Research	-85	-98	Research Defcon Buy	-12.13%	-29.51%	B	-23
2025/01/24	0.241	No Trade	No Trade	84.18%	50	Research	-85	-100	Research Defcon Buy	-13.49%	-31.23%	A	-23
2025/01/27	0.252	No Trade	No Trade	59.05%	50	Research	-85	-95	Research Defcon Buy	-9.46%	-27.02%	B	-23
2025/01/28	0.251	No Trade	No Trade	63.17%	50	Research	-85	-96	Research Defcon Buy	-9.99%	-26.15%	B	-23
2025/01/29	0.245	No Trade	No Trade	76.61%	50	Research	-85	-98	Research Defcon Buy	-12.11%	-26.53%	B	-22
2025/01/30	0.248	No Trade	No Trade	70.54%	50	Research	-85	-97	Research Defcon Buy	-11.15%	-24.29%	B	-21
2025/01/31	0.241	No Trade	No Trade	84.94%	50	Research	-85	-100	Research Defcon Buy	-13.43%	-26.64%	A	-20
2025/02/03	0.235	No Trade	No Trade	97.75%	50	Research	-85	-100	Research Defcon Buy	-15.45%	-28.50%	A	-20
2025/02/04	0.239	No Trade	No Trade	90.13%	50	Research	-85	-99	Research Defcon Buy	-14.25%	-27.65%	B	-20
2025/02/05	0.236	No Trade	No Trade	98.30%	50	Research	-85	-100	Research Defcon Buy	-15.19%	-27.01%	A	-20
2025/02/06	0.233	No Trade	No Trade	100.00%	50	Research	-85	-100	Research Defcon Buy	-16.18%	-28.26%	A	-22
2025/02/07	0.226	No Trade	No Trade	100.00%	50	Research	-85	-100	Research Defcon Buy	-18.65%	-27.61%	A	-27
2025/02/10	0.231	No Trade	No Trade	90.81%	60	Research	-85	-98	Research Defcon Buy	-16.94%	-25.32%	B	-31
2025/02/11	0.236	No Trade	No Trade	80.95%	50	Research	-85	-96	Research Defcon Buy	-15.10%	-22.99%	B	-33
2025/02/12	0.235	No Trade	No Trade	82.82%	50	Research	-85	-96	Research Defcon Buy	-15.45%	-23.71%	B	-32
2025/02/13	0.233	No Trade	No Trade	87.34%	60	Research	-85	-97	Research Defcon Buy	-16.29%	-23.41%	B	-31
2025/02/14	0.235	Buy_Panda_ST	No Trade	83.29%	50	Research	-85	-96	Research Defcon Buy	-15.53%	-22.00%	B	-28
2025/02/17	0.235	Buy_Panda_ST	No Trade	83.09%	50	Research	-85	-96	Research Defcon Buy	-15.50%	-19.40%	B	-26
2025/02/18	0.229	No Trade	No Trade	93.47%	50	Research	-85	-99	Research Defcon Buy	-17.43%	-19.09%	B	-25
2025/02/19	0.232	No Trade	No Trade	88.10%	50	Research	-85	-97	Research Defcon Buy	-16.43%	-19.25%	B	-24
2025/02/20	0.242	Buy_Panda_ST	Buy_Panda_ST	68.15%	30	Research	-85	0	Absolutely no Trade	-12.71%	-17.10%	C	-23
2025/02/21	0.246	Buy_Panda_ST	Buy_Panda_ST	60.95%	0	Research	-85	0	Absolutely no Trade	-11.37%	-17.02%	C	-22
2025/02/24	0.244	Buy_Panda_ST	Buy_Panda_ST	64.50%	0	Research	-85	0	Absolutely no Trade	-12.03%	-19.76%	C	-21
2025/02/25	0.254	Buy_Panda_ST	Buy_Panda_ST	46.32%	0	Research	-85	0	Absolutely no Trade	-8.64%	-7.22%	C	-18
2025/02/26	0.247	Buy_Panda_ST	Buy_Panda_ST	58.10%	0	Research	-85	0	Absolutely no Trade	-10.84%	-10.91%	C	-13
2025/02/27	0.250	No Trade	No Trade	53.92%	0	Research	-85	0	Absolutely no Trade	-10.06%	-10.41%	C	-9
2025/02/28	0.248	No Trade	No Trade	57.61%	0	Research	-85	0	Absolutely no Trade	-10.74%	-11.47%	C	-4
2025/03/03	0.251	No Trade	No Trade	50.79%	0	Research	-85	0	Absolutely no Trade	-9.47%	-8.34%	C	-1
2025/03/04	0.257	No Trade	No Trade	39.00%	0	Research	-85	0	Absolutely no Trade	-7.27%	-6.45%	C	4
2025/03/05	0.255	No Trade	No Trade	41.99%	0	Research	-85	0	Absolutely no Trade	-7.83%	-11.53%	C	8
2025/03/06	0.265	No Trade	No Trade	23.42%	0	Absolutely No	0	0	Absolutely no Trade	-4.37%	-8.48%	C	11
2025/03/07	0.272	No Trade	No Trade	10.05%	0	Absolutely No	0	0	Absolutely no Trade	-1.87%	-5.81%	C	13
2025/03/10	0.267	No Trade	No Trade	18.39%	0	Absolutely No	0	0	Absolutely no Trade	-3.43%	-7.63%	C	16
2025/03/11	0.261	No Trade	No Trade	29.92%	0	Absolutely No	0	0	Absolutely no Trade	-5.58%	-9.03%	C	18
2025/03/12	0.256	No Trade	No Trade	40.57%	0	Research	-85	0	Absolutely no Trade	-7.57%	-10.06%	C	20
2025/03/13	0.250	No Trade	No Trade	51.75%	0	Research	-85	0	Absolutely no Trade	-9.65%	-11.61%	C	18
2025/03/14	0.247	No Trade	No Trade	57.07%	0	Research	-85	0	Absolutely no Trade	-10.64%	-16.38%	C	16
2025/03/17	0.243	No Trade	No Trade	64.50%	0	Research	-85	0	Absolutely no Trade	-12.03%	-16.20%	C	13
2025/03/18	0.243	No Trade	No Trade	65.73%	0	Research	-85	0	Absolutely no Trade	-12.26%	-16.96%	C	9



Date	9 day	9 vs 21 day	33 day
2025/01/29	Sell_9day	Sell 9 vs 21	Sell 33_Day
2025/01/30	Sell_9day	Sell 9 vs 21	Sell 33_Day
2025/01/31	Sell_9day	Sell 9 vs 21	Sell 33_Day
2025/02/03	Sell_9day	Sell 9 vs 21	Sell 33_Day
2025/02/04	Sell_9day	Sell 9 vs 21	Sell 33_Day
2025/02/05	Sell_9day	Sell 9 vs 21	Sell 33_Day
2025/02/06	Sell_9day	Sell 9 vs 21	Sell 33_Day
2025/02/07	Sell_9day	Sell 9 vs 21	Sell 33_Day
2025/02/10	Sell_9day	Sell 9 vs 21	Sell 33_Day
2025/02/11	Sell_9day	Sell 9 vs 21	Sell 33_Day
2025/02/12	Buy_9day	Sell 9 vs 21	Sell 33_Day
2025/02/13	Sell_9day	Sell 9 vs 21	Sell 33_Day
2025/02/14	Buy_9day	Sell 9 vs 21	Sell 33_Day
2025/02/17	Buy_9day	Sell 9 vs 21	Sell 33_Day
2025/02/18	Sell_9day	Sell 9 vs 21	Sell 33_Day
2025/02/19	Sell_9day	Sell 9 vs 21	Sell 33_Day
2025/02/20	Buy_9day	Sell 9 vs 21	Sell 33_Day
2025/02/21	Buy_9day	Sell 9 vs 21	Buy 33_Day
2025/02/24	Buy_9day	Sell 9 vs 21	Sell 33_Day
2025/02/25	Buy_9day	Buy 9 vs 21	Buy 33_Day
2025/02/26	Buy_9day	Buy 9 vs 21	Buy 33_Day
2025/02/27	Buy_9day	Buy 9 vs 21	Buy 33_Day
2025/02/28	Buy_9day	Buy 9 vs 21	Buy 33_Day
2025/03/03	Buy_9day	Buy 9 vs 21	Buy 33_Day
2025/03/04	Buy_9day	Buy 9 vs 21	Buy 33_Day
2025/03/05	Buy_9day	Buy 9 vs 21	Buy 33_Day
2025/03/06	Buy_9day	Buy 9 vs 21	Buy 33_Day
2025/03/07	Buy_9day	Buy 9 vs 21	Buy 33_Day
2025/03/10	Buy_9day	Buy 9 vs 21	Buy 33_Day
2025/03/11	Buy_9day	Buy 9 vs 21	Buy 33_Day
2025/03/12	Sell_9day	Buy 9 vs 21	Buy 33_Day
2025/03/13	Sell_9day	Buy 9 vs 21	Buy 33_Day
2025/03/14	Sell_9day	Buy 9 vs 21	Buy 33_Day
2025/03/17	Sell_9day	Buy 9 vs 21	Sell 33_Day
2025/03/18	Sell_9day	Buy 9 vs 21	Sell 33_Day



Caterpillar Guidance	Trade
(+) : Mom Days	0
(-) : Mom Days	5
Guided : Factor	9 vs 21 day
324_Buy Guidance	92.8%
324_Sell Guidance	0.0%
Mom_75 (days)	-17.0%
9 vs 21 day	2.24%
Price vs 9 day	-5.25%


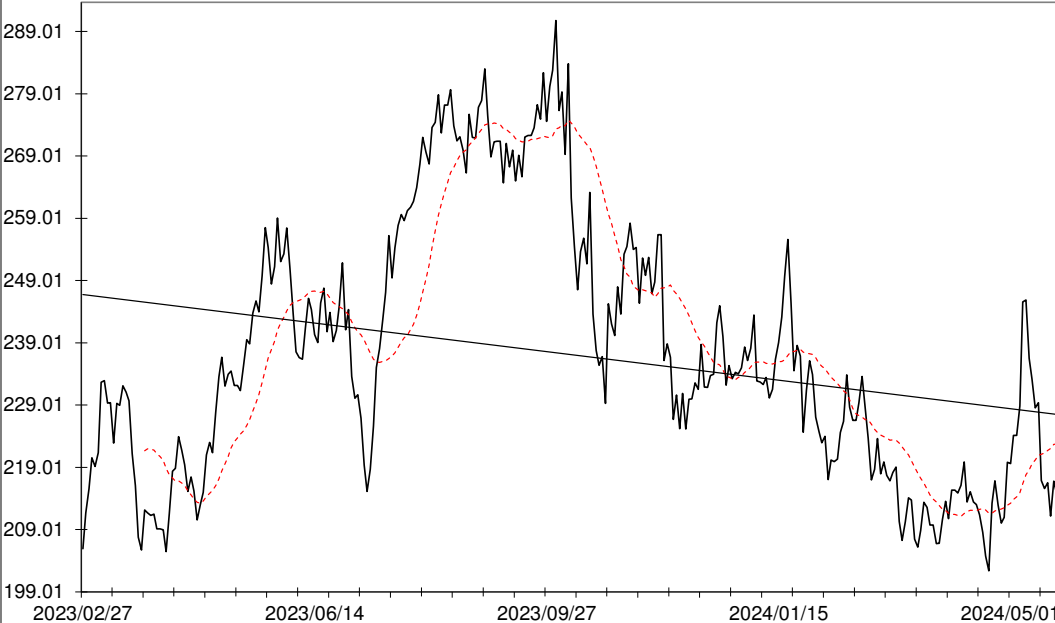
Follow the " 3day to 5day waiting period " before entering the trade : understand the Graph, Trend and Variables

Plan your entry levels. Focus on the process not the outcome. Expect further short-term deviation from the trade signal. "Patience"

-2.258														64.775		-28.690	
Date	Price or Relative Price	Short_Term_ Radar	Medium_ Term_Radar	Caterpillar_ %	Wise_ Owl(Rnk)	324_Factor	Factor_324	Defcon _Index	Defcon _Index_Trade	Margin of Safety	75_Day_Mom	Trade_Rating (Guidance)	Trendsum				
2025/01/22	0.926	No Trade	No Trade	34.16%	50	Research	85	99	Research Defon Sell	13.42%	29.12%	A	17				
2025/01/23	0.908	No Trade	No Trade	28.34%	50	Research	85	97	Research Defon Sell	11.14%	26.14%	B	13				
2025/01/24	0.946	No Trade	No Trade	40.06%	50	Research	85	100	Research Defon Sell	15.74%	34.67%	A	12				
2025/01/27	0.901	No Trade	No Trade	25.43%	50	Research	85	95	Research Defon Sell	9.99%	27.75%	B	11				
2025/01/28	0.923	No Trade	No Trade	32.19%	50	Research	85	98	Research Defon Sell	12.65%	34.95%	B	10				
2025/01/29	0.926	No Trade	No Trade	32.71%	50	Research	85	98	Research Defon Sell	12.85%	33.97%	B	8				
2025/01/30	0.959	No Trade	No Trade	42.70%	50	Research	85	100	Research Defon Sell	16.78%	38.73%	A	7				
2025/01/31	0.986	No Trade	No Trade	50.94%	50	Research	85	100	Research Defon Sell	20.02%	44.27%	A	6				
2025/02/03	0.990	No Trade	No Trade	51.50%	50	Research	85	100	Research Defon Sell	20.24%	38.09%	A	7				
2025/02/04	1.026	No Trade	No Trade	72.26%	50	Research	85	100	Research Defon Sell	24.57%	43.24%	A	9				
2025/02/05	0.906	No Trade	No Trade	29.29%	0	Research	85	0	Absolutely no Trade	9.96%	27.99%	C	11				
2025/02/06	0.892	No Trade	No Trade	23.74%	0	Research	85	0	Absolutely no Trade	8.07%	26.11%	C	10				
2025/02/07	0.879	No Trade	No Trade	18.99%	0	Research	85	0	Absolutely no Trade	6.46%	22.00%	C	9				
2025/02/10	0.896	No Trade	No Trade	24.54%	0	Research	85	0	Absolutely no Trade	8.30%	24.35%	C	7				
2025/02/11	0.887	No Trade	No Trade	21.00%	0	Research	85	0	Absolutely no Trade	7.10%	27.40%	C	5				
2025/02/12	0.844	No Trade	No Trade	5.90%	0	Absolutely No	0	0	Absolutely no Trade	1.83%	22.58%	C	0				
2025/02/13	0.856	No Trade	No Trade	10.30%	0	Absolutely No	0	0	Absolutely no Trade	3.20%	24.59%	C	-5				
2025/02/14	0.834	No Trade	No Trade	1.57%	0	Absolutely No	0	0	Absolutely no Trade	0.49%	23.67%	C	-11				
2025/02/17	0.834	No Trade	No Trade	0.88%	0	Absolutely No	0	0	Absolutely no Trade	0.27%	24.51%	C	-16				
2025/02/18	0.812	No Trade	No Trade	14.46%	0	Absolutely No	0	0	Absolutely no Trade	-2.43%	13.07%	C	-19				
2025/02/19	0.762	No Trade	No Trade	50.57%	0	Research	85	0	Absolutely no Trade	-8.48%	3.47%	C	-21				
2025/02/20	0.759	No Trade	No Trade	53.00%	0	Research	85	0	Absolutely no Trade	-8.89%	4.91%	C	-22				
2025/02/21	0.768	No Trade	No Trade	47.25%	0	Research	85	0	Absolutely no Trade	-7.93%	6.56%	C	-23				
2025/02/24	0.777	No Trade	No Trade	41.68%	0	Research	85	0	Absolutely no Trade	-6.99%	1.85%	C	-25				
2025/02/25	0.776	No Trade	No Trade	42.86%	0	Research	85	0	Absolutely no Trade	-7.19%	0.69%	C	-26				
2025/02/26	0.762	No Trade	No Trade	53.52%	0	Research	85	0	Absolutely no Trade	-8.98%	-1.34%	C	-28				
2025/02/27	0.785	No Trade	No Trade	37.36%	0	Research	85	0	Absolutely no Trade	-6.27%	2.06%	C	-27				
2025/02/28	0.799	No Trade	No Trade	27.81%	0	Absolutely No	0	0	Absolutely no Trade	-4.66%	-0.33%	C	-27				
2025/03/03	0.779	No Trade	No Trade	43.14%	0	Research	85	0	Absolutely no Trade	-7.24%	-4.49%	C	-22				
2025/03/04	0.817	No Trade	No Trade	16.20%	0	Absolutely No	0	0	Absolutely no Trade	-2.72%	0.98%	C	-17				
2025/03/05	0.807	No Trade	No Trade	23.82%	0	Absolutely No	0	0	Absolutely no Trade	-4.00%	1.94%	C	-13				
2025/03/06	0.812	No Trade	No Trade	20.66%	0	Absolutely No	0	0	Absolutely no Trade	-3.47%	1.38%	C	-9				
2025/03/07	0.790	No Trade	No Trade	37.07%	0	Absolutely No	0	0	Absolutely no Trade	-6.22%	-1.65%	C	-5				
2025/03/10	0.804	No Trade	No Trade	28.45%	0	Absolutely No	0	0	Absolutely no Trade	-4.77%	-1.60%	C	-7				
2025/03/11	0.807	No Trade	No Trade	26.74%	0	Absolutely No	0	0	Absolutely no Trade	-4.49%	0.21%	C	-8				
2025/03/12	0.827	No Trade	No Trade	12.96%	0	Absolutely No	0	0	Absolutely no Trade	-2.17%	9.69%	C	-5				
2025/03/13	0.819	No Trade	No Trade	18.40%	0	Absolutely No	0	0	Absolutely no Trade	-3.09%	11.37%	C	-1				
2025/03/14	0.813	No Trade	No Trade	23.32%	0	Absolutely No	0	0	Absolutely no Trade	-3.91%	12.22%	C	1				
2025/03/17	0.794	No Trade	No Trade	38.03%	0	Absolutely No	0	0	Absolutely no Trade	-6.38%	6.39%	C	3				
2025/03/18	0.785	No Trade	No Trade	44.29%	0	Absolutely No	0	0	Absolutely no Trade	-7.43%	4.16%	C	2				



Date	9 day	9 vs 21 day	33 day
2025/01/29	Buy_9day	Sell 9 vs 21	Buy 33_Day
2025/01/30	Buy_9day	Buy 9 vs 21	Buy 33_Day
2025/01/31	Buy_9day	Buy 9 vs 21	Buy 33_Day
2025/02/03	Buy_9day	Buy 9 vs 21	Buy 33_Day
2025/02/04	Buy_9day	Buy 9 vs 21	Buy 33_Day
2025/02/05	Sell_9day	Buy 9 vs 21	Sell 33_Day
2025/02/06	Sell_9day	Buy 9 vs 21	Sell 33_Day
2025/02/07	Sell_9day	Buy 9 vs 21	Sell 33_Day
2025/02/10	Sell_9day	Buy 9 vs 21	Sell 33_Day
2025/02/11	Sell_9day	Buy 9 vs 21	Sell 33_Day
2025/02/12	Sell_9day	Sell 9 vs 21	Sell 33_Day
2025/02/13	Sell_9day	Sell 9 vs 21	Sell 33_Day
2025/02/14	Sell_9day	Sell 9 vs 21	Sell 33_Day
2025/02/17	Sell_9day	Sell 9 vs 21	Sell 33_Day
2025/02/18	Sell_9day	Sell 9 vs 21	Sell 33_Day
2025/02/19	Sell_9day	Sell 9 vs 21	Sell 33_Day
2025/02/20	Sell_9day	Sell 9 vs 21	Sell 33_Day
2025/02/21	Sell_9day	Sell 9 vs 21	Sell 33_Day
2025/02/24	Sell_9day	Sell 9 vs 21	Sell 33_Day
2025/02/25	Sell_9day	Sell 9 vs 21	Sell 33_Day
2025/02/26	Sell_9day	Sell 9 vs 21	Sell 33_Day
2025/02/27	Buy_9day	Sell 9 vs 21	Sell 33_Day
2025/02/28	Buy_9day	Sell 9 vs 21	Sell 33_Day
2025/03/03	Buy_9day	Sell 9 vs 21	Sell 33_Day
2025/03/04	Buy_9day	Sell 9 vs 21	Sell 33_Day
2025/03/05	Buy_9day	Sell 9 vs 21	Sell 33_Day
2025/03/06	Buy_9day	Sell 9 vs 21	Sell 33_Day
2025/03/07	Sell_9day	Sell 9 vs 21	Sell 33_Day
2025/03/10	Buy_9day	Sell 9 vs 21	Sell 33_Day
2025/03/11	Buy_9day	Sell 9 vs 21	Sell 33_Day
2025/03/12	Buy_9day	Buy 9 vs 21	Sell 33_Day
2025/03/13	Buy_9day	Buy 9 vs 21	Sell 33_Day
2025/03/14	Buy_9day	Buy 9 vs 21	Sell 33_Day
2025/03/17	Sell_9day	Buy 9 vs 21	Sell 33_Day
2025/03/18	Sell_9day	Buy 9 vs 21	Sell 33_Day

Strategy Universe		Pairs_NYSE_Nasdaq50	Ascendant guidance		Research	Strategy_Open Date	2025/01/20	Caterpillar Guidance	Research		
<div><div>— GOOG.NAS</div><div>--- 21 per. Mov. Avg. (GOOG.NAS)</div><div>— Linear (GOOG.NAS)</div></div> 		<div><div>— NXPI.NAS</div><div>--- 21 per. Mov. Avg. (NXPI.NAS)</div><div>— Linear (NXPI.NAS)</div></div> 								(+) : Mom Days	0
								(-) : Mom Days	0		
								Guided : Factor	9 vs 21 day		
								324_Buy Guidance	49.6%		
								324_Sell Guidance	0.0%		
								Mom_75 (days)	4.2%		
								9 vs 21 day	1.59%		
								Price vs 9 day	-2.50%		

BARN.SWX

B

Barry Callebaut Ag

u

Consumer Staples

y

Food, Beverage and Tobacco

Switzerland

Market Cap : (B)

7 377

TSCO.LSE

Tesco Plc

Consumer Staples

Food and Drug Retailers

United Kingdom

Market Cap : (B)

23 732

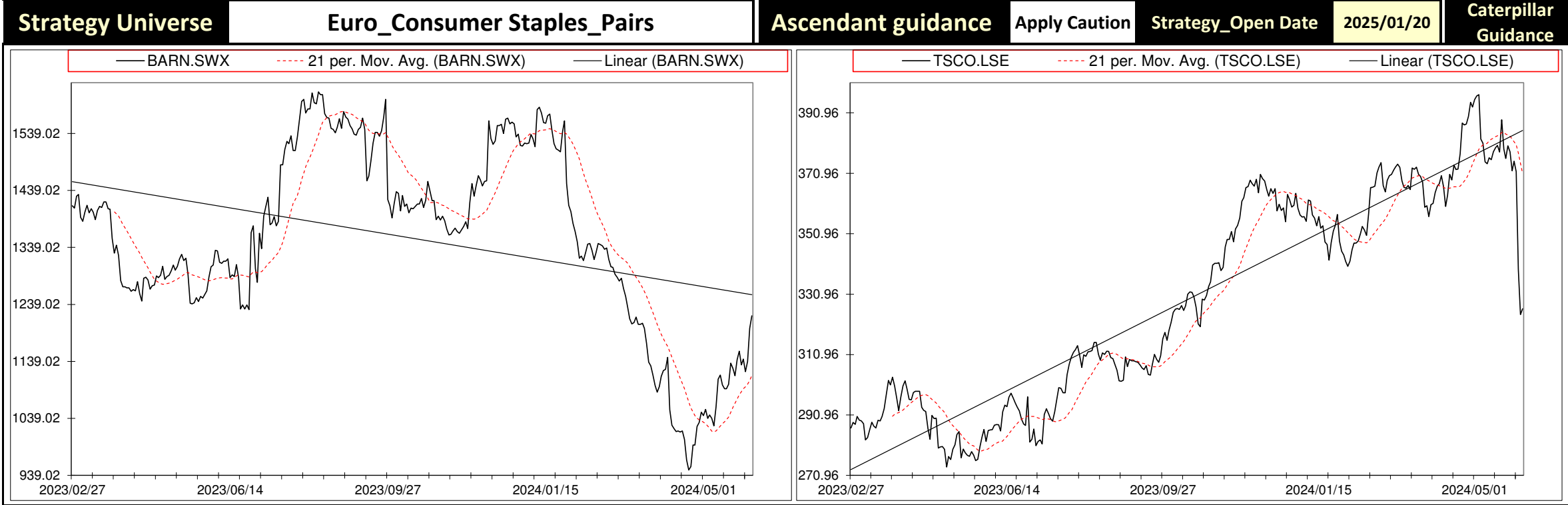
Follow the " 3day to 5day waiting period " before entering the trade : understand the Graph, Trend and Variables

Plan your enrty levels. Focus on the process not the outcome. Expect further short-term deviation from the trade signal. "Patience"

-2.151															-123.323													57.343
Date	Price or Relative Price	Short_Term_ Radar	Medium_ Term_Radar	Caterpillar_ %	Wise_ Owl(Rnk)	324_Factor	Factor_324	Defcon _Index	Defcon _Index_Trade	Margin of Safety	75_Day_Mom	Trade_Rating (Guidance)	Trendsum															
2025/01/22	2.847	No Trade	No Trade	100.00%	60	Research	-85	-100	Research Defcon Buy	-17.01%	-33.40%	A	-40															
2025/01/23	2.801	No Trade	No Trade	100.00%	60	Research	-85	-100	Research Defcon Buy	-18.25%	-33.81%	A	-38															
2025/01/24	2.836	No Trade	No Trade	93.90%	60	Research	-85	-99	Research Defcon Buy	-17.13%	-33.65%	B	-36															
2025/01/27	2.794	No Trade	No Trade	99.07%	60	Research	-85	-100	Research Defcon Buy	-18.08%	-33.68%	A	-36															
2025/01/28	2.744	No Trade	No Trade	100.00%	60	Research	-85	-100	Research Defcon Buy	-19.42%	-34.10%	A	-36															
2025/01/29	2.752	No Trade	No Trade	98.28%	60	Research	-85	-100	Research Defcon Buy	-19.09%	-35.01%	A	-36															
2025/01/30	2.721	No Trade	No Trade	100.00%	60	Research	-85	-100	Research Defcon Buy	-19.89%	-36.09%	A	-37															
2025/01/31	2.692	No Trade	No Trade	100.00%	60	Research	-85	-100	Research Defcon Buy	-20.66%	-36.94%	A	-38															
2025/02/03	2.594	No Trade	No Trade	100.00%	60	Research	-85	-100	Research Defcon Buy	-23.27%	-39.82%	A	-40															
2025/02/04	2.513	No Trade	No Trade	100.00%	60	Research	-85	-100	Research Defcon Buy	-25.56%	-41.67%	A	-41															
2025/02/05	2.463	No Trade	No Trade	100.00%	60	Research	-85	-100	Research Defcon Buy	-26.97%	-41.18%	A	-41															
2025/02/06	2.565	No Trade	No Trade	88.43%	60	Research	-85	-96	Research Defcon Buy	-23.85%	-41.31%	B	-41															
2025/02/07	2.563	No Trade	No Trade	88.30%	60	Research	-85	-96	Research Defcon Buy	-23.82%	-42.25%	B	-41															
2025/02/10	2.630	No Trade	No Trade	79.84%	30	Research	-85	0	Absolutely no Trade	-21.53%	-40.55%	C	-39															
2025/02/11	2.616	Buy_Panda_ST	No Trade	80.98%	30	Research	-85	0	Absolutely no Trade	-21.84%	-40.63%	C	-38															
2025/02/12	2.672	Buy_Panda_ST	No Trade	74.35%	30	Research	-85	0	Absolutely no Trade	-20.06%	-38.79%	C	-35															
2025/02/13	2.640	Buy_Panda_ST	No Trade	77.54%	30	Research	-85	0	Absolutely no Trade	-20.92%	-40.67%	C	-30															
2025/02/14	2.660	Buy_Panda_ST	No Trade	74.98%	30	Research	-85	0	Absolutely no Trade	-20.22%	-40.20%	C	-26															
2025/02/17	2.617	Buy_Panda_ST	No Trade	78.66%	30	Research	-85	0	Absolutely no Trade	-21.22%	-41.02%	C	-21															
2025/02/18	2.733	Buy_Panda_ST	Buy_Panda_ST	65.29%	50	Research	-170	0	Absolutely no Trade	-17.61%	-37.57%	B	-16															
2025/02/19	2.728	No Trade	No Trade	65.54%	50	Research	-170	0	Absolutely no Trade	-17.68%	-38.26%	B	-11															
2025/02/20	2.737	No Trade	No Trade	64.07%	50	Research	-170	0	Absolutely no Trade	-17.28%	-36.91%	B	-5															
2025/02/21	2.831	No Trade	No Trade	53.21%	50	Research	-170	0	Absolutely no Trade	-14.35%	-33.92%	B	-1															
2025/02/24	2.946	No Trade	No Trade	39.02%	0	Research	-85	0	Absolutely no Trade	-10.53%	-32.39%	C	3															
2025/02/25	2.969	No Trade	No Trade	35.97%	0	Research	-85	0	Absolutely no Trade	-9.70%	-32.03%	C	6															
2025/02/26	2.904	No Trade	No Trade	42.92%	0	Research	-85	0	Absolutely no Trade	-11.58%	-30.25%	C	9															
2025/02/27	2.876	No Trade	No Trade	45.71%	0	Research	-85	0	Absolutely no Trade	-12.33%	-29.75%	C	12															
2025/02/28	2.870	No Trade	No Trade	45.98%	0	Research	-85	0	Absolutely no Trade	-12.40%	-29.61%	C	14															
2025/03/03	2.907	No Trade	No Trade	40.43%	0	Research	-85	0	Absolutely no Trade	-10.91%	-28.04%	C	15															
2025/03/04	2.923	No Trade	No Trade	38.28%	0	Research	-85	0	Absolutely no Trade	-10.33%	-27.27%	C	17															
2025/03/05	2.974	No Trade	No Trade	32.04%	0	Research	-85	0	Absolutely no Trade	-8.64%	-24.63%	C	20															
2025/03/06	2.964	No Trade	No Trade	32.75%	0	Research	-85	0	Absolutely no Trade	-8.83%	-22.39%	C	20															
2025/03/07	3.004	No Trade	No Trade	27.64%	0	Research	-85	0	Absolutely no Trade	-7.46%	-21.05%	C	22															
2025/03/10	3.060	No Trade	No Trade	19.94%	0	Absolutely No	0	0	Absolutely no Trade	-5.38%	-19.10%	C	24															
2025/03/11	3.048	No Trade	No Trade	20.92%	0	Absolutely No	0	0	Absolutely no Trade	-5.64%	-20.12%	C	26															
2025/03/12	3.048	No Trade	No Trade	20.41%	0	Absolutely No	0	0	Absolutely no Trade	-5.51%	-20.48%	C	28															
2025/03/13	3.017	No Trade	No Trade	23.47%	30	Research	-85	0	Absolutely no Trade	-6.33%	-20.77%	C	31															
2025/03/14	3.358	No Trade	No Trade	20.74%	0	Absolutely No	0	0	Absolutely no Trade	4.37%	-11.35%	C	34															
2025/03/17	3.692	No Trade	No Trade	72.15%	0	Absolutely No	0	64	Absolutely no Trade	15.21%	-1.84%	C	36															
2025/03/18	3.738	No Trade	No Trade	79.67%	0	Absolutely No	0	65	Absolutely no Trade	16.80%	0.59%	C	38															



9 day	9 day	9 vs 21 day	33 day
2025/01/29	Sell_9day	Sell 9 vs 21	Sell 33_Day
2025/01/30	Sell_9day	Sell 9 vs 21	Sell 33_Day
2025/01/31	Sell_9day	Sell 9 vs 21	Sell 33_Day
2025/02/03	Sell_9day	Sell 9 vs 21	Sell 33_Day
2025/02/04	Sell_9day	Sell 9 vs 21	Sell 33_Day
2025/02/05	Sell_9day	Sell 9 vs 21	Sell 33_Day
2025/02/06	Sell_9day	Sell 9 vs 21	Sell 33_Day
2025/02/07	Sell_9day	Sell 9 vs 21	Sell 33_Day
2025/02/10	Buy_9day	Sell 9 vs 21	Sell 33_Day
2025/02/11	Buy_9day	Sell 9 vs 21	Sell 33_Day
2025/02/12	Buy_9day	Sell 9 vs 21	Sell 33_Day
2025/02/13	Buy_9day	Sell 9 vs 21	Sell 33_Day
2025/02/14	Buy_9day	Sell 9 vs 21	Sell 33_Day
2025/02/17	Buy_9day	Sell 9 vs 21	Sell 33_Day
2025/02/18	Buy_9day	Sell 9 vs 21	Sell 33_Day
2025/02/19	Buy_9day	Sell 9 vs 21	Sell 33_Day
2025/02/20	Buy_9day	Buy 9 vs 21	Sell 33_Day
2025/02/21	Buy_9day	Buy 9 vs 21	Buy 33_Day
2025/02/24	Buy_9day	Buy 9 vs 21	Buy 33_Day
2025/02/25	Buy_9day	Buy 9 vs 21	Buy 33_Day
2025/02/26	Buy_9day	Buy 9 vs 21	Buy 33_Day
2025/02/27	Buy_9day	Buy 9 vs 21	Buy 33_Day
2025/02/28	Buy_9day	Buy 9 vs 21	Buy 33_Day
2025/03/03	Buy_9day	Buy 9 vs 21	Buy 33_Day
2025/03/04	Buy_9day	Buy 9 vs 21	Buy 33_Day
2025/03/05	Buy_9day	Buy 9 vs 21	Buy 33_Day
2025/03/06	Buy_9day	Buy 9 vs 21	Buy 33_Day
2025/03/07	Buy_9day	Buy 9 vs 21	Buy 33_Day
2025/03/10	Buy_9day	Buy 9 vs 21	Buy 33_Day
2025/03/11	Buy_9day	Buy 9 vs 21	Buy 33_Day
2025/03/12	Buy_9day	Buy 9 vs 21	Buy 33_Day
2025/03/13	Buy_9day	Buy 9 vs 21	Buy 33_Day
2025/03/14	Buy_9day	Buy 9 vs 21	Buy 33_Day
2025/03/17	Buy_9day	Buy 9 vs 21	Buy 33_Day
2025/03/18	Buy_9day	Buy 9 vs 21	Buy 33_Day



Caterpillar Guidance	Trade
(+) : Mom Days	1
(-) : Mom Days	0
Guided : Factor	9 vs 21 day
324_Buy Guidance	0.0%
324_Sell Guidance	50.3%
Mom_75 (days)	0.6%
9 vs 21 day	6.59%
Price vs 9 day	16.29%

S
e
l
l

AM.PAR

Dassault Aviation

Industrials

Industrial Goods & Services

France

Market Cap : (B)

15 195

Follow the " 3day to 5day waiting period " before entering the trade : understand the Graph, Trend and Variables

DIE.BRU

D'leteren Sa

Consumer Discretionary

Industrial Goods & Services

Belgium

Market Cap : (B)

10 870

Plan your enrty levels. Focus on the process not the outcome. Expect further short-term deviation from the trade signal. "Patience"

-2.256												77.706		-34.446	
Date	Price or Relative Price	Short_Term_ Radar	Medium_ Term_Radar	Caterpillar_ %	Wise_ Owl(Rnk)	324_Factor	Factor_324	Defcon _Index	Defcon _Index_Trade	Margin of Safety	75_Day_Mom	Trade_Rating (Guidance)	Trendsum		
2025/01/22	1.323	No Trade	No Trade	12.69%	0	Absolutely No	0	97	Research Defon Sell	8.99%	34.32%	C	20		
2025/01/23	1.327	No Trade	No Trade	13.01%	0	Absolutely No	0	98	Research Defon Sell	9.23%	35.98%	C	16		
2025/01/24	1.335	No Trade	No Trade	13.93%	0	Absolutely No	0	98	Research Defon Sell	9.88%	36.54%	C	14		
2025/01/27	1.331	No Trade	No Trade	13.05%	0	Absolutely No	0	98	Research Defon Sell	9.25%	34.07%	C	15		
2025/01/28	1.319	No Trade	No Trade	11.60%	0	Absolutely No	0	97	Research Defon Sell	8.22%	31.92%	C	16		
2025/01/29	1.296	Sell_Panda_ST	Sell_Panda_ST	8.85%	0	Absolutely No	0	96	Research Defon Sell	6.27%	35.54%	C	15		
2025/01/30	1.318	Sell_Panda_ST	No Trade	11.21%	0	Absolutely No	0	97	Research Defon Sell	7.95%	37.18%	C	12		
2025/01/31	1.341	No Trade	No Trade	13.79%	0	Absolutely No	0	99	Research Defon Sell	9.78%	39.19%	C	12		
2025/02/03	1.340	No Trade	No Trade	13.26%	0	Absolutely No	0	99	Research Defon Sell	9.40%	40.28%	C	11		
2025/02/04	1.354	No Trade	No Trade	14.81%	0	Absolutely No	0	99	Research Defon Sell	10.50%	41.36%	C	9		
2025/02/05	1.330	No Trade	No Trade	12.16%	0	Absolutely No	0	97	Research Defon Sell	8.44%	35.19%	C	10		
2025/02/06	1.271	No Trade	No Trade	5.19%	0	Absolutely No	0	0	Absolutely no Trade	3.54%	29.44%	C	6		
2025/02/07	1.335	No Trade	No Trade	12.82%	0	Absolutely No	0	98	Research Defon Sell	8.71%	36.75%	C	3		
2025/02/10	1.366	No Trade	No Trade	16.81%	0	Absolutely No	0	100	Research Defon Sell	10.96%	36.42%	C	4		
2025/02/11	1.371	No Trade	No Trade	17.47%	0	Absolutely No	0	100	Research Defon Sell	11.33%	34.67%	C	6		
2025/02/12	1.360	No Trade	No Trade	18.98%	0	Absolutely No	0	99	Research Defon Sell	10.35%	33.18%	C	8		
2025/02/13	1.364	No Trade	No Trade	19.38%	0	Absolutely No	0	99	Research Defon Sell	10.57%	34.82%	C	10		
2025/02/14	1.352	No Trade	No Trade	17.53%	0	Absolutely No	0	98	Research Defon Sell	9.56%	34.60%	C	9		
2025/02/17	1.436	No Trade	No Trade	30.47%	0	Absolutely No	0	100	Research Defon Sell	16.06%	46.23%	C	8		
2025/02/18	1.447	No Trade	No Trade	33.01%	0	Absolutely No	0	100	Research Defon Sell	16.91%	47.99%	C	7		
2025/02/19	1.463	No Trade	No Trade	35.28%	0	Absolutely No	0	100	Research Defon Sell	18.07%	56.69%	C	10		
2025/02/20	1.454	No Trade	No Trade	33.71%	0	Absolutely No	0	99	Research Defon Sell	17.27%	56.83%	C	12		
2025/02/21	1.443	No Trade	No Trade	31.80%	0	Absolutely No	0	99	Research Defon Sell	16.29%	56.33%	C	14		
2025/02/24	1.490	No Trade	No Trade	42.45%	0	Absolutely No	0	100	Research Defon Sell	19.83%	60.26%	C	16		
2025/02/25	1.506	No Trade	No Trade	45.28%	0	Absolutely No	0	100	Research Defon Sell	21.06%	53.70%	C	18		
2025/02/26	1.505	No Trade	No Trade	44.93%	0	Absolutely No	0	100	Research Defon Sell	20.90%	51.88%	C	21		
2025/02/27	1.544	No Trade	No Trade	51.42%	0	Absolutely No	0	100	Research Defon Sell	23.91%	55.25%	C	26		
2025/02/28	1.541	No Trade	No Trade	50.72%	0	Absolutely No	0	100	Research Defon Sell	23.59%	52.64%	C	29		
2025/03/03	1.745	No Trade	No Trade	85.19%	60	Research	85	100	Research Defon Sell	39.62%	74.11%	A	31		
2025/03/04	1.768	No Trade	No Trade	93.55%	60	Research	85	100	Research Defon Sell	41.35%	75.58%	A	32		
2025/03/05	1.789	No Trade	No Trade	97.26%	60	Research	85	100	Research Defon Sell	42.99%	84.50%	A	34		
2025/03/06	1.838	No Trade	No Trade	100.00%	60	Research	85	100	Research Defon Sell	46.75%	89.99%	A	37		
2025/03/07	1.795	No Trade	No Trade	92.43%	60	Research	85	98	Research Defon Sell	43.21%	84.79%	B	39		
2025/03/10	1.841	No Trade	No Trade	99.70%	60	Research	85	100	Research Defon Sell	46.61%	83.36%	A	41		
2025/03/11	1.910	No Trade	No Trade	100.00%	60	Research	85	100	Research Defon Sell	51.97%	89.23%	A	42		
2025/03/12	1.894	No Trade	No Trade	97.29%	60	Research	85	99	Research Defon Sell	50.56%	87.82%	A	42		
2025/03/13	1.921	No Trade	No Trade	100.00%	60	Research	85	100	Research Defon Sell	52.62%	102.05%	A	44		
2025/03/14	1.982	No Trade	No Trade	100.00%	60	Research	85	100	Research Defon Sell	57.37%	111.67%	A	45		
2025/03/17	1.943	No Trade	No Trade	94.02%	60	Research	85	98	Research Defon Sell	53.94%	106.44%	B	46		
2025/03/18	1.933	No Trade	No Trade	92.42%	60	Research	85	98	Research Defon Sell	53.02%	108.68%	B	46		

BOL.PAR

Boliden

Communication

Industrial Goods & Services

France

Market Cap : (B)

16 567

TEN.MTA

Tenaris S.A.

Industrials

Industrial Engineering

Italy

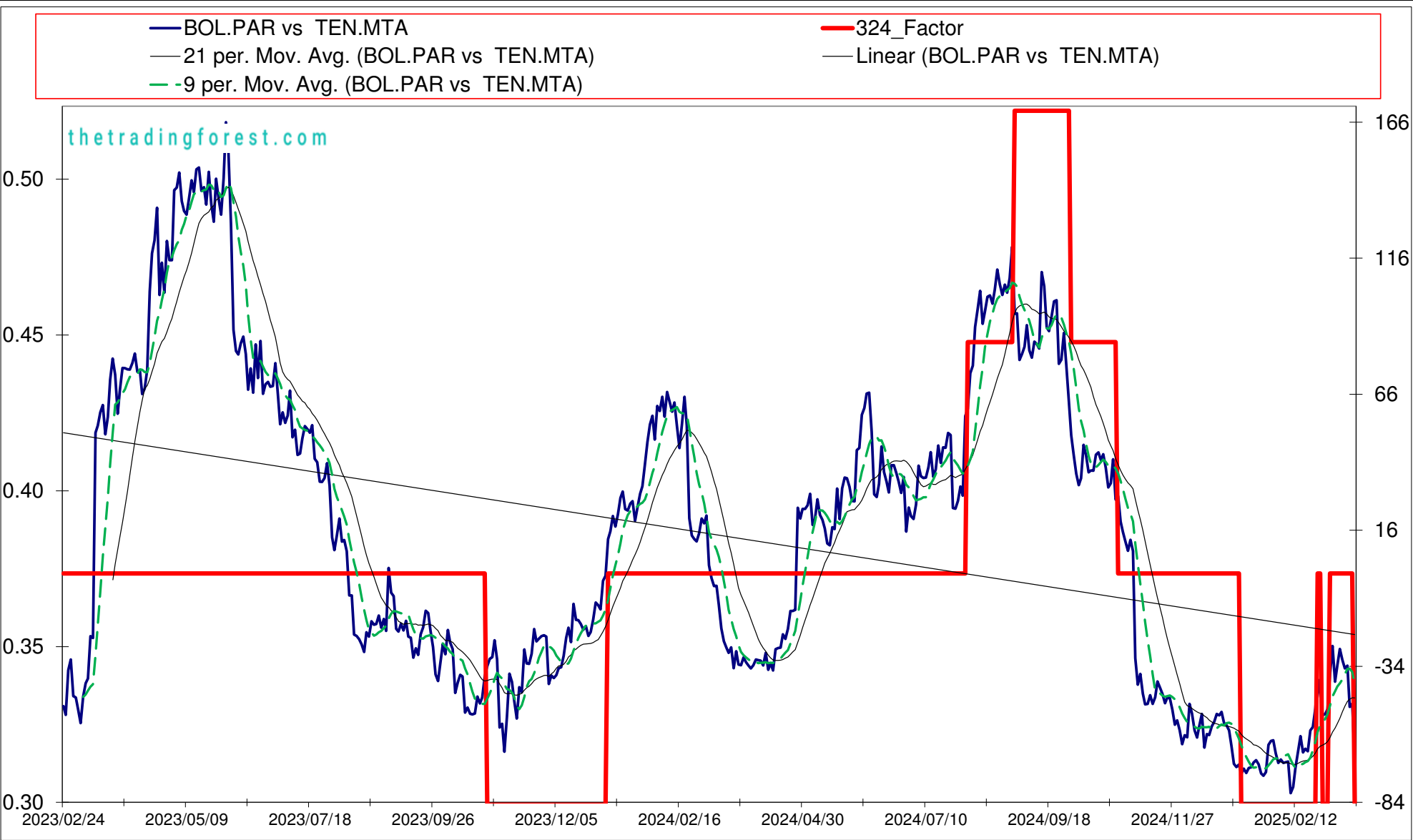
Market Cap : (B)

19 815

Follow the " 3day to 5day waiting period " before entering the trade : understand the Graph, Trend and Variables

Plan your enrty levels. Focus on the process not the outcome. Expect further short-term deviation from the trade signal. "Patience"

Date	Price or Relative Price	Short_Term_ Radar	Medium_ Term_Radar	Caterpillar_ %	Wise_ Owl(Rnk)	324_Factor	Factor_324	Defcon _Index	Defcon _Index_Trade	Margin of Safety	75_Day_Mom	Trade_Rating (Guidance)	Trendsum
2025/01/22	0.307	No Trade	No Trade	55.11%	50	Research	-85	-98	Research Defcon Buy	-12.90%	-23.28%	B	-8
2025/01/23	0.304	No Trade	No Trade	58.57%	50	Research	-85	-99	Research Defcon Buy	-13.71%	-23.32%	B	-7
2025/01/24	0.304	No Trade	No Trade	59.39%	50	Research	-85	-99	Research Defcon Buy	-13.90%	-23.94%	B	-8
2025/01/27	0.305	No Trade	No Trade	57.55%	50	Research	-85	-98	Research Defcon Buy	-13.47%	-25.64%	B	-10
2025/01/28	0.313	No Trade	No Trade	46.84%	50	Research	-85	-95	Research Defcon Buy	-10.96%	-22.87%	B	-7
2025/01/29	0.315	No Trade	No Trade	45.18%	50	Research	-85	-95	Research Defcon Buy	-10.58%	-21.51%	B	-4
2025/01/30	0.315	No Trade	No Trade	44.74%	30	Research	-85	-95	Research Defcon Buy	-10.47%	-21.55%	C	-2
2025/01/31	0.311	No Trade	No Trade	49.83%	50	Research	-85	-96	Research Defcon Buy	-11.66%	-22.61%	B	2
2025/02/03	0.308	No Trade	No Trade	53.05%	50	Research	-85	-97	Research Defcon Buy	-12.42%	-24.32%	B	2
2025/02/04	0.309	No Trade	No Trade	51.61%	50	Research	-85	-98	Research Defcon Buy	-12.08%	-24.19%	B	2
2025/02/05	0.308	No Trade	No Trade	52.79%	50	Research	-85	-99	Research Defcon Buy	-12.36%	-23.99%	B	2
2025/02/06	0.308	No Trade	No Trade	52.38%	50	Research	-85	-99	Research Defcon Buy	-12.26%	-24.30%	B	2
2025/02/07	0.308	No Trade	No Trade	52.03%	50	Research	-85	-98	Research Defcon Buy	-12.18%	-23.43%	B	0
2025/02/10	0.298	No Trade	No Trade	63.98%	50	Research	-85	-100	Research Defcon Buy	-14.98%	-24.77%	A	-5
2025/02/11	0.300	No Trade	No Trade	61.46%	50	Research	-85	-99	Research Defcon Buy	-14.39%	-24.53%	A	-9
2025/02/12	0.306	No Trade	No Trade	53.79%	50	Research	-85	-97	Research Defcon Buy	-12.59%	-24.43%	B	-13
2025/02/13	0.311	No Trade	No Trade	47.53%	50	Research	-85	-96	Research Defcon Buy	-11.13%	-20.66%	B	-13
2025/02/14	0.316	No Trade	No Trade	41.19%	0	Research	-85	0	Absolutely no Trade	-9.64%	-19.58%	C	-10
2025/02/17	0.311	No Trade	No Trade	53.48%	50	Research	-85	-96	Research Defcon Buy	-11.04%	-19.23%	B	-4
2025/02/18	0.312	No Trade	No Trade	51.77%	50	Research	-85	-95	Research Defcon Buy	-10.68%	-18.22%	B	0
2025/02/19	0.311	No Trade	No Trade	52.71%	50	Research	-85	-95	Research Defcon Buy	-10.87%	-17.77%	B	3
2025/02/20	0.318	No Trade	No Trade	43.23%	0	Research	-85	0	Absolutely no Trade	-8.92%	-15.33%	C	8
2025/02/21	0.319	No Trade	No Trade	41.57%	0	Research	-85	0	Absolutely no Trade	-8.58%	-15.84%	C	12
2025/02/24	0.325	No Trade	No Trade	36.57%	0	Research	-85	0	Absolutely no Trade	-6.76%	-13.44%	C	14
2025/02/25	0.335	No Trade	No Trade	21.86%	0	Absolutely No	0	70	Absolutely no Trade	-4.04%	-1.98%	C	16
2025/02/26	0.330	No Trade	No Trade	30.82%	0	Absolutely No	0	70	Absolutely no Trade	-5.38%	-0.90%	C	17
2025/02/27	0.323	No Trade	No Trade	41.73%	0	Research	-85	68	Absolutely no Trade	-7.29%	-3.93%	C	17
2025/02/28	0.323	No Trade	No Trade	41.03%	0	Research	-85	68	Absolutely no Trade	-7.17%	-1.99%	C	18
2025/03/03	0.325	No Trade	No Trade	37.88%	0	Research	-85	69	Absolutely no Trade	-6.62%	-0.49%	C	19
2025/03/04	0.336	No Trade	No Trade	19.29%	0	Absolutely No	0	71	Absolutely no Trade	-3.37%	2.90%	C	24
2025/03/05	0.345	No Trade	No Trade	4.09%	0	Absolutely No	0	73	Absolutely no Trade	-0.71%	4.79%	C	27
2025/03/06	0.334	No Trade	No Trade	22.81%	0	Absolutely No	0	70	Absolutely no Trade	-3.98%	2.18%	C	29
2025/03/07	0.339	No Trade	No Trade	14.04%	0	Absolutely No	0	71	Absolutely no Trade	-2.45%	3.09%	C	29
2025/03/10	0.344	No Trade	No Trade	4.67%	0	Absolutely No	0	73	Absolutely no Trade	-0.82%	3.13%	C	27
2025/03/11	0.341	No Trade	No Trade	10.31%	0	Absolutely No	0	72	Absolutely no Trade	-1.80%	2.68%	C	24
2025/03/12	0.338	No Trade	No Trade	14.57%	0	Absolutely No	0	71	Absolutely no Trade	-2.54%	2.51%	C	23
2025/03/13	0.339	No Trade	No Trade	13.36%	0	Absolutely No	0	71	Absolutely no Trade	-2.26%	3.70%	C	22
2025/03/14	0.326	Sell_Panda_ST	Sell_Panda_ST	35.76%	0	Absolutely No	0	0	Absolutely no Trade	-6.04%	-0.92%	C	20
2025/03/17	0.327	Sell_Panda_ST	Sell_Panda_ST	33.95%	0	Absolutely No	0	0	Absolutely no Trade	-5.65%	-0.53%	C	16
2025/03/18	0.309	Sell_Panda_ST	Sell_Panda_ST	67.40%	50	Research	-85	-96	Research Defcon Buy	-10.83%	-4.97%	C	12



Date	9 day	9 vs 21 day	33 day
2025/01/29	Buy_9day	Sell 9 vs 21	Buy 33_Day
2025/01/30	Buy_9day	Sell 9 vs 21	Buy 33_Day
2025/01/31	Buy_9day	Buy 9 vs 21	Sell 33_Day
2025/02/03	Sell_9day	Buy 9 vs 21	Sell 33_Day
2025/02/04	Sell_9day	Buy 9 vs 21	Sell 33_Day
2025/02/05	Sell_9day	Buy 9 vs 21	Sell 33_Day
2025/02/06	Sell_9day	Buy 9 vs 21	Sell 33_Day
2025/02/07	Sell_9day	Buy 9 vs 21	Sell 33_Day
2025/02/10	Sell_9day	Buy 9 vs 21	Sell 33_Day
2025/02/11	Sell_9day	Sell 9 vs 21	Sell 33_Day
2025/02/12	Buy_9day	Sell 9 vs 21	Sell 33_Day
2025/02/13	Buy_9day	Sell 9 vs 21	Buy 33_Day
2025/02/14	Buy_9day	Sell 9 vs 21	Buy 33_Day
2025/02/17	Buy_9day	Sell 9 vs 21	Buy 33_Day
2025/02/18	Buy_9day	Sell 9 vs 21	Buy 33_Day
2025/02/19	Buy_9day	Sell 9 vs 21	Buy 33_Day
2025/02/20	Buy_9day	Buy 9 vs 21	Buy 33_Day
2025/02/21	Buy_9day	Buy 9 vs 21	Buy 33_Day
2025/02/24	Buy_9day	Buy 9 vs 21	Buy 33_Day
2025/02/25	Buy_9day	Buy 9 vs 21	Buy 33_Day
2025/02/26	Buy_9day	Buy 9 vs 21	Buy 33_Day
2025/02/27	Buy_9day	Buy 9 vs 21	Buy 33_Day
2025/02/28	Buy_9day	Buy 9 vs 21	Buy 33_Day
2025/03/03	Buy_9day	Buy 9 vs 21	Buy 33_Day
2025/03/04	Buy_9day	Buy 9 vs 21	Buy 33_Day
2025/03/05	Buy_9day	Buy 9 vs 21	Buy 33_Day
2025/03/06	Buy_9day	Buy 9 vs 21	Buy 33_Day
2025/03/07	Buy_9day	Buy 9 vs 21	Buy 33_Day
2025/03/10	Buy_9day	Buy 9 vs 21	Buy 33_Day
2025/03/11	Buy_9day	Buy 9 vs 21	Buy 33_Day
2025/03/12	Buy_9day	Buy 9 vs 21	Buy 33_Day
2025/03/13	Buy_9day	Buy 9 vs 21	Buy 33_Day
2025/03/14	Sell_9day	Buy 9 vs 21	Buy 33_Day
2025/03/17	Sell_9day	Buy 9 vs 21	Buy 33_Day
2025/03/18	Sell_9day	Buy 9 vs 21	Sell 33_Day

Strategy Universe		Euro_Industrials_Pairs		Ascendant guidance		Trade	Strategy_Open Date	2025/01/20	Caterpillar Guidance	Trade		
<div><div><div><div>BOL.PAR</div><div>21 per. Mov. Avg. (BOL.PAR)</div><div>Linear (BOL.PAR)</div></div><div><div>TEN.MTA</div><div>21 per. Mov. Avg. (TEN.MTA)</div><div>Linear (TEN.MTA)</div></div></div></div>											(+): Mom Days	0
											(-): Mom Days	1
											Guided: Factor	9 vs 21 day
											324_Buy Guidance	96.4%
											324_Sell Guidance	0.0%
											Mom_75 (days)	-5.0%
											9 vs 21 day	1.32%
											Price vs 9 day	-7.27%

DIE.BRU

B
u
y

D'leteren Sa

Consumer Discretionary

Industrial Goods & Services

Belgium

Market Cap : (B)

10 870

TEN.MTA

Tenaris S.A.

Industrials

Industrial Engineering

Italy

Market Cap : (B)

19 815

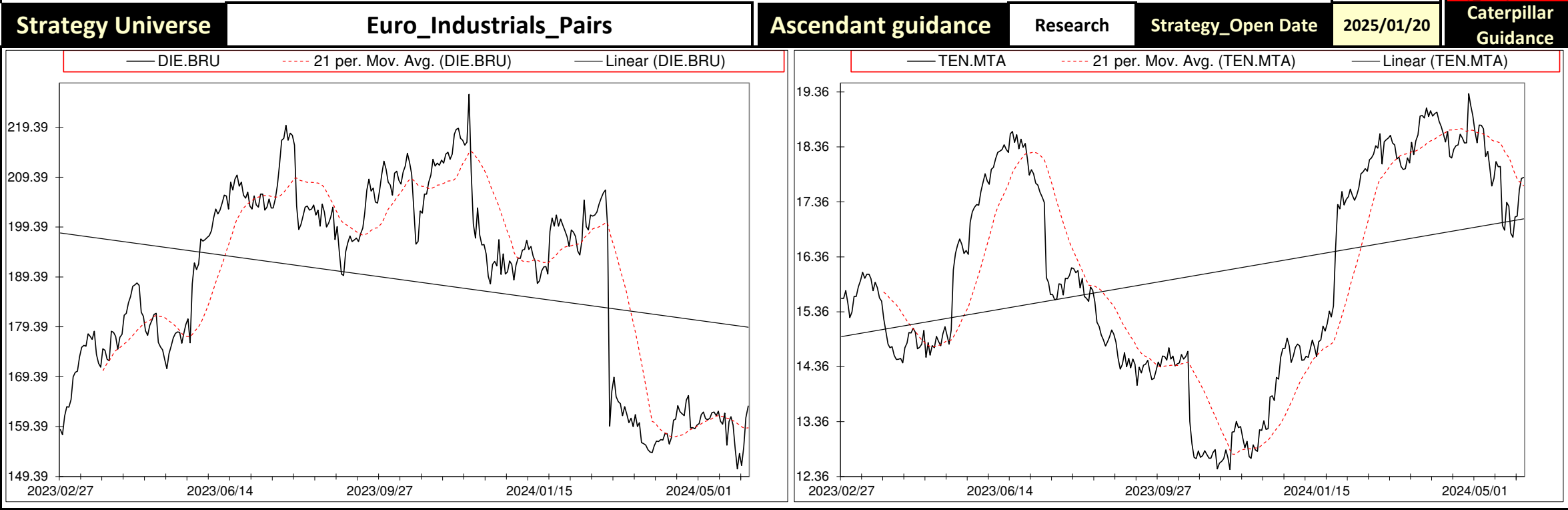
Follow the " 3day to 5day waiting period " before entering the trade : understand the Graph, Trend and Variables

Plan your enrty levels. Focus on the process not the outcome. Expect further short-term deviation from the trade signal. "Patience"

Date	Price or Relative Price	Short_Term_ Radar	Medium_ Term_Radar	Caterpillar_ %	Wise_ Owl(Rnk)	324_Factor	Factor_324	Defcon _Index	Defcon _Index_Trade	Margin of Safety	75_Day_Mom	Trade_Rating (Guidance)	Trendsum
2025/01/22	8.436	Buy_Panda_ST	No Trade	69.31%	50	Research	-85	-96	Research Defcon Buy	-24.49%	-34.89%	B	-24
2025/01/23	8.495	Buy_Panda_ST	No Trade	67.72%	50	Research	-85	-95	Research Defcon Buy	-23.93%	-34.37%	B	-18
2025/01/24	8.450	Buy_Panda_ST	No Trade	68.76%	50	Research	-85	-96	Research Defcon Buy	-24.29%	-35.12%	B	-12
2025/01/27	8.433	No Trade	No Trade	68.89%	50	Research	-85	-96	Research Defcon Buy	-24.34%	-35.52%	B	-7
2025/01/28	8.837	No Trade	No Trade	58.55%	0	Research	-85	0	Absolutely no Trade	-20.68%	-32.94%	C	-3
2025/01/29	8.860	No Trade	No Trade	57.86%	0	Research	-85	0	Absolutely no Trade	-20.44%	-32.52%	C	-1
2025/01/30	8.930	No Trade	No Trade	55.98%	0	Research	-85	0	Absolutely no Trade	-19.78%	-31.69%	C	2
2025/01/31	8.836	No Trade	No Trade	58.28%	0	Research	-85	0	Absolutely no Trade	-20.59%	-33.17%	C	6
2025/02/03	8.807	No Trade	No Trade	58.71%	0	Research	-85	0	Absolutely no Trade	-20.74%	-34.59%	C	8
2025/02/04	8.693	No Trade	No Trade	61.52%	0	Research	-85	0	Absolutely no Trade	-21.73%	-35.99%	C	10
2025/02/05	8.891	No Trade	No Trade	56.37%	0	Research	-85	0	Absolutely no Trade	-19.92%	-33.63%	C	10
2025/02/06	8.985	No Trade	No Trade	53.86%	0	Research	-85	0	Absolutely no Trade	-19.03%	-33.22%	C	13
2025/02/07	8.630	No Trade	No Trade	62.82%	0	Research	-85	0	Absolutely no Trade	-22.19%	-34.58%	C	15
2025/02/10	8.236	No Trade	No Trade	72.60%	50	Research	-85	-98	Research Defcon Buy	-25.65%	-36.49%	B	14
2025/02/11	8.316	No Trade	No Trade	70.46%	50	Research	-85	-97	Research Defcon Buy	-24.89%	-34.92%	B	13
2025/02/12	8.436	No Trade	No Trade	67.28%	50	Research	-85	-96	Research Defcon Buy	-23.77%	-34.96%	B	9
2025/02/13	8.584	No Trade	No Trade	63.42%	0	Research	-85	0	Absolutely no Trade	-22.41%	-33.28%	C	6
2025/02/14	8.777	No Trade	No Trade	58.38%	0	Research	-85	0	Absolutely no Trade	-20.62%	-31.90%	C	6
2025/02/17	8.651	No Trade	No Trade	65.77%	0	Research	-85	0	Absolutely no Trade	-21.65%	-31.78%	C	8
2025/02/18	8.584	No Trade	No Trade	72.27%	0	Research	-85	0	Absolutely no Trade	-22.22%	-32.18%	C	9
2025/02/19	8.604	No Trade	No Trade	71.59%	0	Research	-85	0	Absolutely no Trade	-22.02%	-34.36%	C	11
2025/02/20	8.859	No Trade	No Trade	63.94%	0	Research	-85	0	Absolutely no Trade	-19.67%	-32.33%	C	13
2025/02/21	8.873	No Trade	No Trade	63.41%	0	Research	-85	0	Absolutely no Trade	-19.50%	-32.14%	C	17
2025/02/24	9.014	No Trade	No Trade	64.71%	0	Research	-85	0	Absolutely no Trade	-18.11%	-30.92%	C	19
2025/02/25	9.156	No Trade	No Trade	60.26%	0	Research	-85	0	Absolutely no Trade	-16.79%	-24.27%	C	21
2025/02/26	9.137	No Trade	No Trade	60.74%	0	Research	-85	0	Absolutely no Trade	-16.92%	-21.31%	C	23
2025/02/27	8.870	No Trade	No Trade	69.32%	30	Research	-85	0	Absolutely no Trade	-19.31%	-23.49%	C	21
2025/02/28	8.883	No Trade	No Trade	68.75%	0	Research	-85	0	Absolutely no Trade	-19.15%	-21.54%	C	20
2025/03/03	9.003	No Trade	No Trade	64.44%	0	Research	-85	0	Absolutely no Trade	-17.95%	-21.12%	C	18
2025/03/04	9.197	No Trade	No Trade	57.97%	0	Research	-85	0	Absolutely no Trade	-16.15%	-18.12%	C	20
2025/03/05	9.522	No Trade	No Trade	47.18%	0	Research	-85	0	Absolutely no Trade	-13.14%	-16.39%	C	21
2025/03/06	9.303	No Trade	No Trade	54.23%	0	Research	-85	0	Absolutely no Trade	-15.11%	-17.52%	C	23
2025/03/07	9.245	No Trade	No Trade	56.00%	0	Research	-85	0	Absolutely no Trade	-15.60%	-18.20%	C	24
2025/03/10	9.226	No Trade	No Trade	56.20%	0	Research	-85	0	Absolutely no Trade	-15.66%	-17.56%	C	24
2025/03/11	9.028	No Trade	No Trade	62.56%	0	Research	-85	0	Absolutely no Trade	-17.43%	-18.57%	C	21
2025/03/12	9.014	No Trade	No Trade	62.89%	0	Research	-85	0	Absolutely no Trade	-17.52%	-19.30%	C	20
2025/03/13	8.865	No Trade	No Trade	67.63%	0	Research	-85	0	Absolutely no Trade	-18.84%	-22.64%	C	16
2025/03/14	8.834	No Trade	No Trade	68.53%	0	Research	-85	0	Absolutely no Trade	-19.09%	-20.72%	C	13
2025/03/17	9.064	No Trade	No Trade	60.57%	0	Research	-85	0	Absolutely no Trade	-16.87%	-18.09%	C	9
2025/03/18	9.183	No Trade	No Trade	56.52%	0	Research	-85	0	Absolutely no Trade	-15.74%	-18.46%	C	5



Date	9 day	9 vs 21 day	33 day
2025/01/29	Buy_9day	Buy 9 vs 21	Buy 33_Day
2025/01/30	Buy_9day	Buy 9 vs 21	Buy 33_Day
2025/01/31	Buy_9day	Buy 9 vs 21	Buy 33_Day
2025/02/03	Buy_9day	Buy 9 vs 21	Buy 33_Day
2025/02/04	Sell_9day	Buy 9 vs 21	Buy 33_Day
2025/02/05	Buy_9day	Buy 9 vs 21	Buy 33_Day
2025/02/06	Buy_9day	Buy 9 vs 21	Buy 33_Day
2025/02/07	Sell_9day	Buy 9 vs 21	Buy 33_Day
2025/02/10	Sell_9day	Buy 9 vs 21	Sell 33_Day
2025/02/11	Sell_9day	Buy 9 vs 21	Sell 33_Day
2025/02/12	Sell_9day	Buy 9 vs 21	Sell 33_Day
2025/02/13	Sell_9day	Buy 9 vs 21	Buy 33_Day
2025/02/14	Buy_9day	Buy 9 vs 21	Buy 33_Day
2025/02/17	Buy_9day	Sell 9 vs 21	Buy 33_Day
2025/02/18	Buy_9day	Sell 9 vs 21	Buy 33_Day
2025/02/19	Buy_9day	Sell 9 vs 21	Buy 33_Day
2025/02/20	Buy_9day	Sell 9 vs 21	Buy 33_Day
2025/02/21	Buy_9day	Sell 9 vs 21	Buy 33_Day
2025/02/24	Buy_9day	Buy 9 vs 21	Buy 33_Day
2025/02/25	Buy_9day	Buy 9 vs 21	Buy 33_Day
2025/02/26	Buy_9day	Buy 9 vs 21	Buy 33_Day
2025/02/27	Buy_9day	Buy 9 vs 21	Buy 33_Day
2025/02/28	Sell_9day	Buy 9 vs 21	Buy 33_Day
2025/03/03	Buy_9day	Buy 9 vs 21	Buy 33_Day
2025/03/04	Buy_9day	Buy 9 vs 21	Buy 33_Day
2025/03/05	Buy_9day	Buy 9 vs 21	Buy 33_Day
2025/03/06	Buy_9day	Buy 9 vs 21	Buy 33_Day
2025/03/07	Buy_9day	Buy 9 vs 21	Buy 33_Day
2025/03/10	Buy_9day	Buy 9 vs 21	Buy 33_Day
2025/03/11	Sell_9day	Buy 9 vs 21	Buy 33_Day
2025/03/12	Sell_9day	Buy 9 vs 21	Buy 33_Day
2025/03/13	Sell_9day	Buy 9 vs 21	Sell 33_Day
2025/03/14	Sell_9day	Buy 9 vs 21	Sell 33_Day
2025/03/17	Sell_9day	Buy 9 vs 21	Buy 33_Day
2025/03/18	Buy_9day	Buy 9 vs 21	Buy 33_Day



Caterpillar Guidance	Trade
(+) : Mom Days	0
(-) : Mom Days	0
Guided : Factor	9 vs 21 day
324_Buy Guidance	86.5%
324_Sell Guidance	0.0%
Mom_75 (days)	-18.5%
9 vs 21 day	0.69%
Price vs 9 day	1.08%

S
e
|
|

HEN.ETR

Henkel Ag

Materials

Chemicals

Germany

Market Cap : (B)

18 096

SY1.ETR

Symrise Ag

Industrials

Industrial Goods & Services

Germany

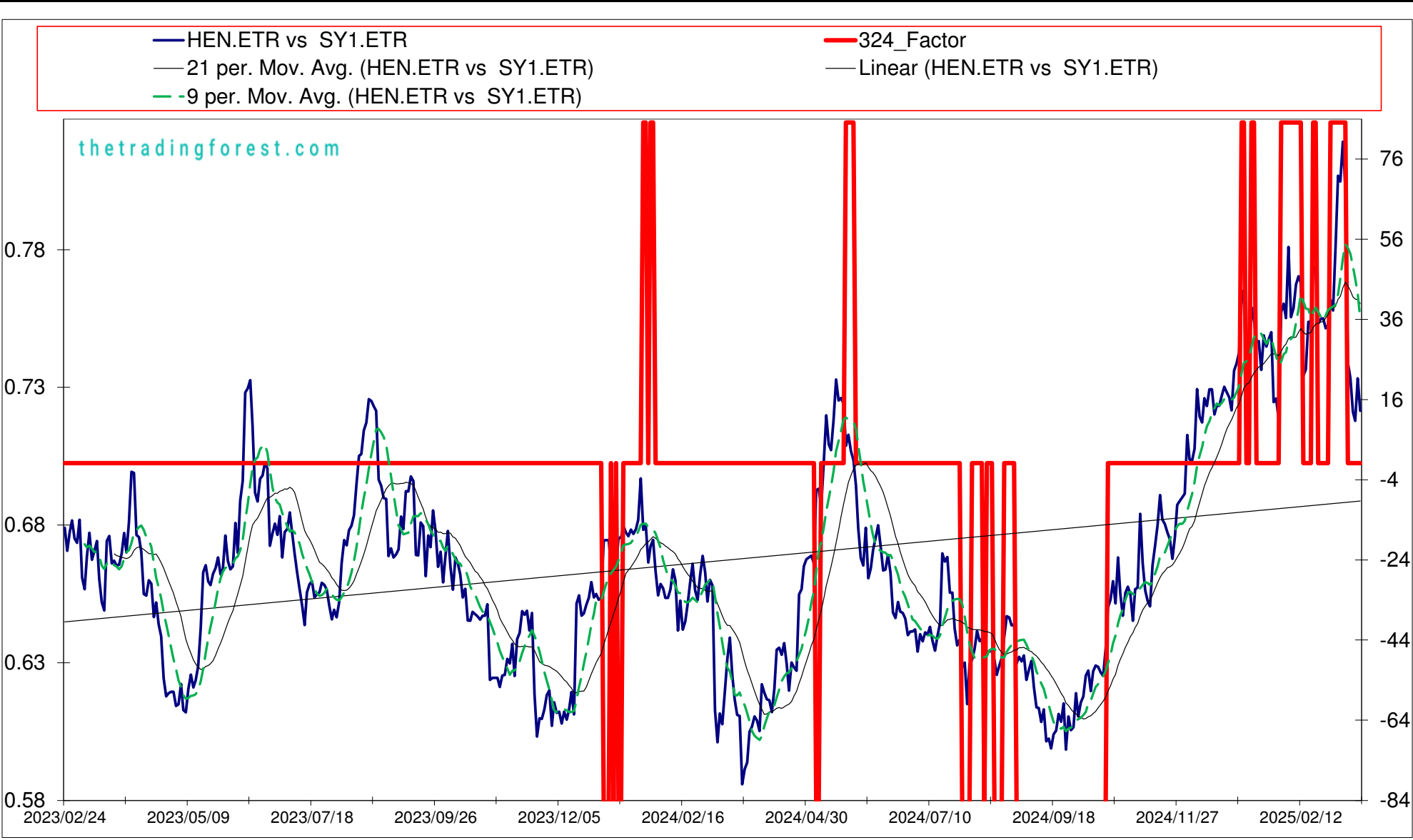
Market Cap : (B)

14 816

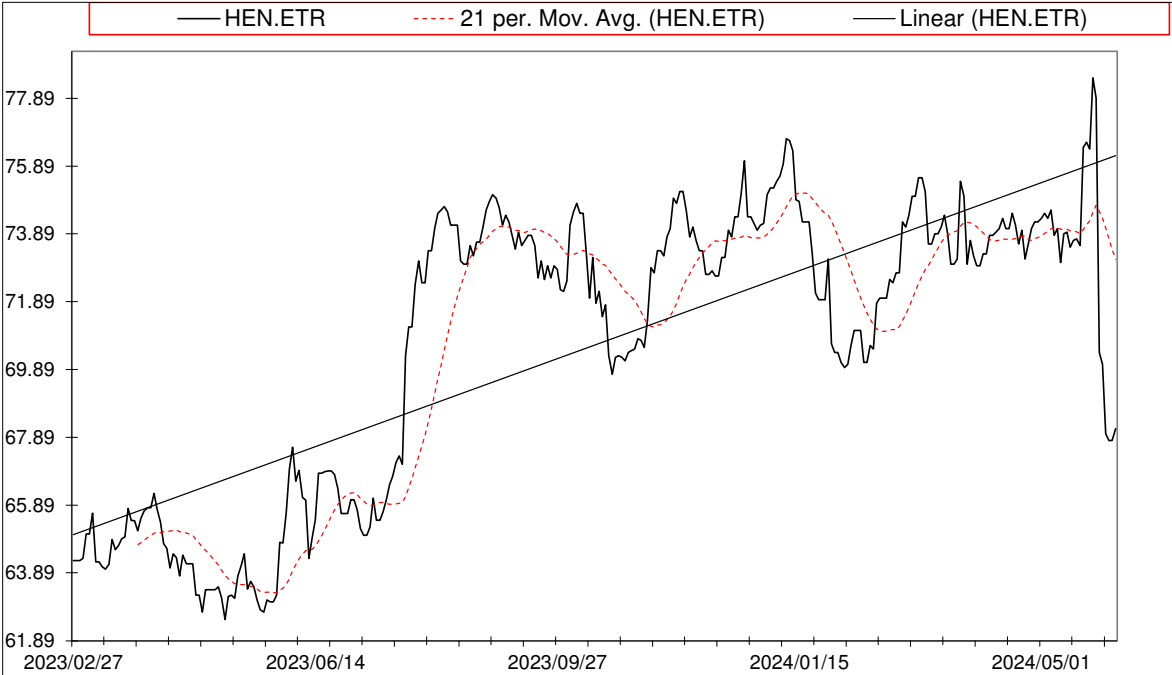
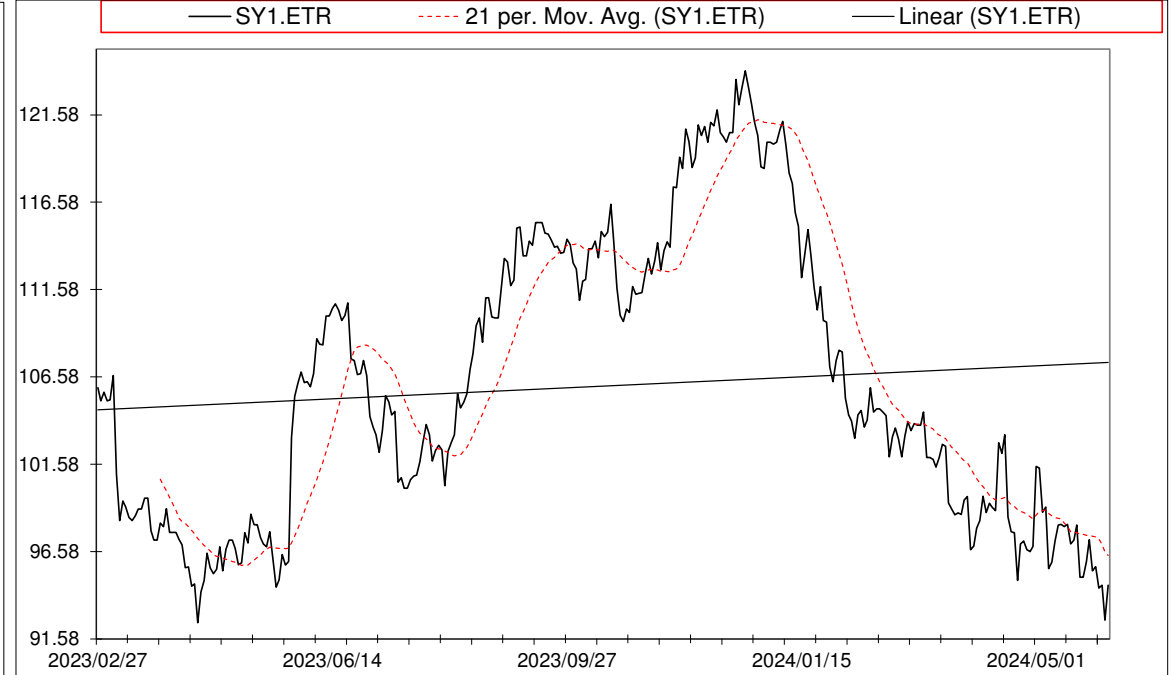
Follow the " 3day to 5day waiting period " before entering the trade : understand the Graph, Trend and Variables

Plan your enrty levels. Focus on the process not the outcome. Expect further short-term deviation from the trade signal. "Patience"

Date	Price or Relative Price	Short_Term_ Radar	Medium_ Term_Radar	Caterpillar_ %	Wise_ Owl(Rnk)	324_Factor	Factor_324	Defcon _Index	Defcon _Index_Trade	Margin of Safety	75_Day_Mom	Trade_Rating (Guidance)	Trendsum
2025/01/22	0.747	No Trade	No Trade	49.88%	0	Absolutely No	0	98	Research Defon Sell	5.97%	21.71%	C	6
2025/01/23	0.743	No Trade	No Trade	44.81%	0	Absolutely No	0	97	Research Defon Sell	5.36%	20.63%	C	3
2025/01/24	0.746	No Trade	No Trade	47.88%	0	Absolutely No	0	98	Research Defon Sell	5.73%	19.60%	C	1
2025/01/27	0.749	No Trade	No Trade	49.90%	0	Absolutely No	0	98	Research Defon Sell	5.97%	19.63%	C	0
2025/01/28	0.723	No Trade	No Trade	19.66%	0	Absolutely No	0	0	Absolutely no Trade	2.35%	16.97%	C	-1
2025/01/29	0.725	No Trade	No Trade	20.96%	0	Absolutely No	0	0	Absolutely no Trade	2.51%	15.85%	C	-2
2025/01/30	0.717	No Trade	No Trade	11.99%	0	Absolutely No	0	0	Absolutely no Trade	1.43%	14.27%	C	-3
2025/01/31	0.756	No Trade	No Trade	57.67%	50	Research	85	99	Research Defon Sell	6.90%	20.56%	B	-4
2025/02/03	0.759	No Trade	No Trade	60.33%	50	Research	85	99	Research Defon Sell	7.22%	21.41%	A	-4
2025/02/04	0.754	No Trade	No Trade	53.97%	50	Research	85	99	Research Defon Sell	6.45%	20.85%	B	-3
2025/02/05	0.780	No Trade	No Trade	84.18%	50	Research	85	100	Research Defon Sell	10.07%	23.02%	A	-3
2025/02/06	0.754	No Trade	No Trade	53.84%	50	Research	85	97	Research Defon Sell	6.44%	16.26%	B	-1
2025/02/07	0.757	No Trade	No Trade	57.40%	50	Research	85	97	Research Defon Sell	6.86%	16.25%	B	0
2025/02/10	0.766	No Trade	No Trade	66.72%	50	Research	85	98	Research Defon Sell	7.98%	16.37%	B	1
2025/02/11	0.769	No Trade	No Trade	70.02%	50	Research	85	99	Research Defon Sell	8.37%	18.27%	B	2
2025/02/12	0.767	No Trade	No Trade	66.94%	50	Research	85	98	Research Defon Sell	8.01%	14.96%	C	4
2025/02/13	0.733	No Trade	No Trade	26.99%	0	Absolutely No	0	0	Absolutely no Trade	3.23%	12.13%	C	1
2025/02/14	0.735	No Trade	No Trade	29.34%	0	Absolutely No	0	0	Absolutely no Trade	3.51%	13.85%	C	-2
2025/02/17	0.752	No Trade	No Trade	48.93%	0	Absolutely No	0	97	Research Defon Sell	5.85%	15.06%	C	-6
2025/02/18	0.753	No Trade	No Trade	48.96%	0	Absolutely No	0	97	Research Defon Sell	5.86%	14.69%	C	-9
2025/02/19	0.772	No Trade	No Trade	72.06%	50	Research	85	99	Research Defon Sell	8.62%	18.20%	A	-8
2025/02/20	0.772	No Trade	No Trade	70.84%	50	Research	85	99	Research Defon Sell	8.47%	19.85%	B	-4
2025/02/21	0.752	No Trade	No Trade	47.10%	0	Absolutely No	0	96	Research Defon Sell	5.63%	14.71%	C	-2
2025/02/24	0.753	No Trade	No Trade	48.40%	0	Absolutely No	0	97	Research Defon Sell	5.79%	14.88%	C	-1
2025/02/25	0.754	No Trade	No Trade	48.38%	0	Absolutely No	0	97	Research Defon Sell	5.79%	10.40%	C	-3
2025/02/26	0.750	No Trade	No Trade	43.82%	0	Absolutely No	0	96	Research Defon Sell	5.24%	12.85%	C	-3
2025/02/27	0.751	No Trade	No Trade	44.88%	0	Absolutely No	0	96	Research Defon Sell	5.37%	14.70%	C	-6
2025/02/28	0.760	No Trade	No Trade	55.40%	50	Research	85	98	Research Defon Sell	6.63%	16.75%	B	-7
2025/03/03	0.757	No Trade	No Trade	50.19%	50	Research	85	97	Research Defon Sell	6.00%	16.56%	B	-8
2025/03/04	0.779	No Trade	No Trade	76.80%	50	Research	85	100	Research Defon Sell	9.18%	17.39%	A	-7
2025/03/05	0.805	No Trade	No Trade	100.00%	50	Research	85	100	Research Defon Sell	12.79%	20.04%	A	-5
2025/03/06	0.803	No Trade	No Trade	97.44%	50	Research	85	100	Research Defon Sell	12.47%	18.40%	A	0
2025/03/07	0.818	No Trade	No Trade	100.00%	50	Research	85	100	Research Defon Sell	14.47%	18.62%	A	5
2025/03/10	0.801	No Trade	No Trade	83.10%	50	Research	85	98	Research Defon Sell	12.02%	17.71%	B	10
2025/03/11	0.737	No Trade	No Trade	21.39%	0	Absolutely No	0	0	Absolutely no Trade	3.09%	8.62%	C	11
2025/03/12	0.732	No Trade	No Trade	15.86%	0	Absolutely No	0	0	Absolutely no Trade	2.29%	8.28%	C	11
2025/03/13	0.720	No Trade	No Trade	3.83%	0	Absolutely No	0	0	Absolutely no Trade	0.55%	6.88%	C	6
2025/03/14	0.716	No Trade	No Trade	0.41%	0	Absolutely No	0	0	Absolutely no Trade	0.06%	7.51%	C	0
2025/03/17	0.732	No Trade	No Trade	14.73%	0	Absolutely No	0	0	Absolutely no Trade	2.13%	8.53%	C	-6
2025/03/18	0.720	No Trade	No Trade	3.18%	0	Absolutely No	0	-79	Research Defcon Buy	0.46%	4.98%	C	-10



Date	9 day	9 vs 21 day	33 day
2025/01/29	Sell_9day	Sell 9 vs 21	Sell 33_Day
2025/01/30	Sell_9day	Sell 9 vs 21	Sell 33_Day
2025/01/31	Buy_9day	Sell 9 vs 21	Buy 33_Day
2025/02/03	Buy_9day	Sell 9 vs 21	Buy 33_Day
2025/02/04	Buy_9day	Sell 9 vs 21	Buy 33_Day
2025/02/05	Buy_9day	Sell 9 vs 21	Buy 33_Day
2025/02/06	Buy_9day	Sell 9 vs 21	Buy 33_Day
2025/02/07	Buy_9day	Buy 9 vs 21	Buy 33_Day
2025/02/10	Buy_9day	Buy 9 vs 21	Buy 33_Day
2025/02/11	Buy_9day	Buy 9 vs 21	Buy 33_Day
2025/02/12	Buy_9day	Buy 9 vs 21	Buy 33_Day
2025/02/13	Sell_9day	Buy 9 vs 21	Sell 33_Day
2025/02/14	Sell_9day	Buy 9 vs 21	Sell 33_Day
2025/02/17	Sell_9day	Buy 9 vs 21	Buy 33_Day
2025/02/18	Sell_9day	Buy 9 vs 21	Buy 33_Day
2025/02/19	Buy_9day	Buy 9 vs 21	Buy 33_Day
2025/02/20	Buy_9day	Buy 9 vs 21	Buy 33_Day
2025/02/21	Sell_9day	Buy 9 vs 21	Buy 33_Day
2025/02/24	Sell_9day	Buy 9 vs 21	Buy 33_Day
2025/02/25	Buy_9day	Buy 9 vs 21	Buy 33_Day
2025/02/26	Sell_9day	Buy 9 vs 21	Buy 33_Day
2025/02/27	Sell_9day	Buy 9 vs 21	Buy 33_Day
2025/02/28	Buy_9day	Buy 9 vs 21	Buy 33_Day
2025/03/03	Sell_9day	Buy 9 vs 21	Buy 33_Day
2025/03/04	Buy_9day	Buy 9 vs 21	Buy 33_Day
2025/03/05	Buy_9day	Buy 9 vs 21	Buy 33_Day
2025/03/06	Buy_9day	Buy 9 vs 21	Buy 33_Day
2025/03/07	Buy_9day	Buy 9 vs 21	Buy 33_Day
2025/03/10	Buy_9day	Buy 9 vs 21	Buy 33_Day
2025/03/11	Sell_9day	Buy 9 vs 21	Sell 33_Day
2025/03/12	Sell_9day	Buy 9 vs 21	Sell 33_Day
2025/03/13	Sell_9day	Buy 9 vs 21	Sell 33_Day
2025/03/14	Sell_9day	Buy 9 vs 21	Sell 33_Day
2025/03/17	Sell_9day	Buy 9 vs 21	Sell 33_Day
2025/03/18	Sell_9day	Sell 9 vs 21	Sell 33_Day

Strategy Universe		Euro_Chemicals_Pairs		Ascendant guidance		Trade		Strategy_Open Date		2025/01/20		Caterpillar Guidance		Research	
<div><div><div><div>— HEN.ETR</div><div>--- 21 per. Mov. Avg. (HEN.ETR)</div><div>— Linear (HEN.ETR)</div></div></div><div><div><div><div>— SY1.ETR</div><div>--- 21 per. Mov. Avg. (SY1.ETR)</div><div>— Linear (SY1.ETR)</div></div></div></div></div>														<div><div><div>(+) : Mom Days</div><div>0</div></div><div><div>(-) : Mom Days</div><div>0</div></div><div><div>Guided : Factor</div><div>9 vs 21 day</div></div><div><div>324_Buy Guidance</div><div>0.0%</div></div><div><div>324_Sell Guidance</div><div>88.0%</div></div><div><div>Mom_75 (days)</div><div>5.0%</div></div><div><div>9 vs 21 day</div><div>-0.74%</div></div><div><div>Price vs 9 day</div><div>-4.41%</div></div></div>	

S
e
l
l

BBVA.MAD

Banco Bilbao Vizcaya Argentaria

Financials

Banks

Spain

Follow the " 3day to 5day waiting period " before entering the trade : understand the Graph, Trend and Variables

VIV.PAR

Vivendi Se

Communication

Mobile Telecommunications

France

Plan your enrty levels. Focus on the process not the outcome. Expect further short-term deviation from the trade signal. "Patience"

Market Cap : (B)

52 849

Market Cap : (B)

8 910

Date	Price or Relative Price	Short_Term_ Radar	Medium_ Term_Radar	Caterpillar_ %	Wise_ Owl(Rnk)	324_Factor	Factor_324	Defcon _Index	Defcon _Index_Trade	Margin of Safety	75_Day_Mom	Trade_Rating (Guidance)	Trendsum
2025/01/22	4.203	No Trade	No Trade	61.22%	50	Research	85	100	Research Defon Sell	12.90%	45.15%	A	24
2025/01/23	4.371	No Trade	No Trade	82.32%	50	Research	85	100	Research Defon Sell	17.35%	46.88%	A	27
2025/01/24	4.384	No Trade	No Trade	83.62%	50	Research	85	100	Research Defon Sell	17.62%	46.37%	A	29
2025/01/27	4.151	No Trade	No Trade	52.81%	30	Research	85	0	Absolutely no Trade	11.13%	43.30%	C	31
2025/01/28	4.226	No Trade	No Trade	61.87%	50	Research	85	96	Research Defon Sell	13.04%	47.50%	B	30
2025/01/29	4.196	Sell_Panda_ST	No Trade	57.75%	50	Research	85	96	Research Defon Sell	12.17%	46.35%	B	30
2025/01/30	4.168	Sell_Panda_ST	No Trade	53.76%	50	Research	85	95	Research Defon Sell	11.33%	44.59%	B	29
2025/01/31	4.054	Sell_Panda_ST	Sell_Panda_ST	38.95%	0	Research	85	0	Absolutely no Trade	8.21%	38.82%	C	25
2025/02/03	3.879	Sell_Panda_ST	Sell_Panda_ST	15.81%	0	Absolutely No	0	0	Absolutely no Trade	3.33%	32.58%	C	19
2025/02/04	4.000	Sell_Panda_ST	Sell_Panda_ST	30.74%	0	Research	85	0	Absolutely no Trade	6.48%	40.73%	C	13
2025/02/05	4.075	No Trade	No Trade	39.80%	0	Research	85	0	Absolutely no Trade	8.39%	48.85%	C	8
2025/02/06	4.292	No Trade	No Trade	66.83%	50	Research	85	98	Research Defon Sell	14.09%	53.29%	B	8
2025/02/07	4.139	No Trade	No Trade	47.13%	0	Research	85	0	Absolutely no Trade	9.93%	50.19%	C	8
2025/02/10	3.970	No Trade	No Trade	24.84%	0	Absolutely No	0	0	Absolutely no Trade	5.24%	42.25%	C	11
2025/02/11	3.953	Sell_Panda_ST	Sell_Panda_ST	22.36%	0	Absolutely No	0	0	Absolutely no Trade	4.71%	38.85%	C	12
2025/02/12	4.026	No Trade	No Trade	31.12%	0	Research	85	0	Absolutely no Trade	6.56%	41.76%	C	10
2025/02/13	3.976	No Trade	No Trade	24.51%	0	Absolutely No	0	0	Absolutely no Trade	5.17%	41.27%	C	8
2025/02/14	3.952	No Trade	No Trade	21.20%	0	Absolutely No	0	0	Absolutely no Trade	4.47%	41.48%	C	4
2025/02/17	4.141	No Trade	No Trade	43.79%	0	Research	85	0	Absolutely no Trade	9.23%	49.48%	C	1
2025/02/18	4.176	No Trade	No Trade	47.87%	50	Research	85	95	Research Defon Sell	10.09%	43.81%	B	-2
2025/02/19	4.099	No Trade	No Trade	37.84%	0	Research	85	0	Absolutely no Trade	7.98%	37.86%	C	-4
2025/02/20	4.132	No Trade	No Trade	41.65%	0	Research	85	0	Absolutely no Trade	8.78%	34.81%	C	-6
2025/02/21	4.213	No Trade	No Trade	51.37%	50	Research	85	96	Research Defon Sell	10.83%	34.35%	B	-3
2025/02/24	4.201	No Trade	No Trade	48.73%	50	Research	85	96	Research Defon Sell	10.27%	31.01%	B	2
2025/02/25	4.248	No Trade	No Trade	54.28%	50	Research	85	97	Research Defon Sell	11.44%	39.23%	B	6
2025/02/26	4.502	No Trade	No Trade	85.50%	50	Research	85	100	Research Defon Sell	18.02%	41.44%	A	10
2025/02/27	4.401	No Trade	No Trade	72.50%	50	Research	85	98	Research Defon Sell	15.28%	41.35%	B	13
2025/02/28	4.407	No Trade	No Trade	72.92%	50	Research	85	98	Research Defon Sell	15.37%	40.33%	B	14
2025/03/03	4.382	No Trade	No Trade	68.60%	50	Research	85	97	Research Defon Sell	14.46%	38.36%	B	14
2025/03/04	4.271	No Trade	No Trade	54.57%	0	Research	85	0	Absolutely no Trade	11.50%	34.39%	C	10
2025/03/05	4.569	No Trade	No Trade	91.10%	50	Research	85	100	Research Defon Sell	19.20%	44.56%	A	11
2025/03/06	4.620	No Trade	No Trade	96.97%	50	Research	85	100	Research Defon Sell	20.44%	40.74%	A	13
2025/03/07	4.456	No Trade	No Trade	76.36%	50	Research	85	96	Research Defon Sell	16.10%	32.78%	B	17
2025/03/10	4.498	No Trade	No Trade	80.31%	50	Research	85	97	Research Defon Sell	16.93%	32.57%	B	18
2025/03/11	4.504	No Trade	No Trade	80.72%	50	Research	85	97	Research Defon Sell	17.01%	33.95%	B	20
2025/03/12	4.590	No Trade	No Trade	93.76%	50	Research	85	99	Research Defon Sell	19.16%	34.72%	A	20
2025/03/13	4.471	No Trade	No Trade	78.29%	50	Research	85	97	Research Defon Sell	16.00%	35.41%	B	21
2025/03/14	4.758	No Trade	No Trade	100.00%	50	Research	85	100	Research Defon Sell	23.36%	44.43%	A	22
2025/03/17	4.772	No Trade	No Trade	100.00%	50	Research	85	100	Research Defon Sell	23.46%	47.96%	A	23
2025/03/18	5.017	No Trade	No Trade	100.00%	50	Research	85	100	Research Defon Sell	29.70%	58.28%	A	24



Date	9 day	9 vs 21 day	33 day
2025/01/29	Sell_9day	Buy 9 vs 21	Buy 33_Day
2025/01/30	Sell_9day	Buy 9 vs 21	Buy 33_Day
2025/01/31	Sell_9day	Buy 9 vs 21	Buy 33_Day
2025/02/03	Sell_9day	Buy 9 vs 21	Sell 33_Day
2025/02/04	Sell_9day	Buy 9 vs 21	Buy 33_Day
2025/02/05	Sell_9day	Buy 9 vs 21	Buy 33_Day
2025/02/06	Buy_9day	Sell 9 vs 21	Buy 33_Day
2025/02/07	Buy_9day	Sell 9 vs 21	Buy 33_Day
2025/02/10	Sell_9day	Sell 9 vs 21	Sell 33_Day
2025/02/11	Sell_9day	Sell 9 vs 21	Sell 33_Day
2025/02/12	Sell_9day	Sell 9 vs 21	Buy 33_Day
2025/02/13	Sell_9day	Sell 9 vs 21	Sell 33_Day
2025/02/14	Sell_9day	Sell 9 vs 21	Sell 33_Day
2025/02/17	Buy_9day	Sell 9 vs 21	Buy 33_Day
2025/02/18	Buy_9day	Sell 9 vs 21	Buy 33_Day
2025/02/19	Buy_9day	Sell 9 vs 21	Buy 33_Day
2025/02/20	Buy_9day	Sell 9 vs 21	Buy 33_Day
2025/02/21	Buy_9day	Sell 9 vs 21	Buy 33_Day
2025/02/24	Buy_9day	Buy 9 vs 21	Buy 33_Day
2025/02/25	Buy_9day	Buy 9 vs 21	Buy 33_Day
2025/02/26	Buy_9day	Buy 9 vs 21	Buy 33_Day
2025/02/27	Buy_9day	Buy 9 vs 21	Buy 33_Day
2025/02/28	Buy_9day	Buy 9 vs 21	Buy 33_Day
2025/03/03	Buy_9day	Buy 9 vs 21	Buy 33_Day
2025/03/04	Sell_9day	Buy 9 vs 21	Buy 33_Day
2025/03/05	Buy_9day	Buy 9 vs 21	Buy 33_Day
2025/03/06	Buy_9day	Buy 9 vs 21	Buy 33_Day
2025/03/07	Buy_9day	Buy 9 vs 21	Buy 33_Day
2025/03/10	Buy_9day	Buy 9 vs 21	Buy 33_Day
2025/03/11	Buy_9day	Buy 9 vs 21	Buy 33_Day
2025/03/12	Buy_9day	Buy 9 vs 21	Buy 33_Day
2025/03/13	Sell_9day	Buy 9 vs 21	Buy 33_Day
2025/03/14	Buy_9day	Buy 9 vs 21	Buy 33_Day
2025/03/17	Buy_9day	Buy 9 vs 21	Buy 33_Day
2025/03/18	Buy_9day	Buy 9 vs 21	Buy 33_Day

Strategy Universe

Euro_Europe_STOXX50_Pairs

Ascendant guidance

Research

Strategy_Open Date

2025/01/20

Caterpillar Guidance

Trade

BBVA.MAD

21 per. Mov. Avg. (BBVA.MAD)

Linear (BBVA.MAD)

VIV.PAR

21 per. Mov. Avg. (VIV.PAR)

Linear (VIV.PAR)

(+) : Mom Days

87

(-) : Mom Days

0

Guided : Factor

66 day

324_Buy Guidance

0.0%

324_Sell Guidance

100.0%

Mom_75 (days)

58.3%

9 vs 21 day

4.26%

Price vs 9 day

8.31%

S
e
l
l

DAI.ETR

Daimler Ag - Mercedes-Benz Grp Na O.N.

Consumer Discretionary

Automobiles & Parts

Germany

Market Cap : (B)

49 810

VIV.PAR

Vivendi Se

Communication

Mobile Telecommunications

France

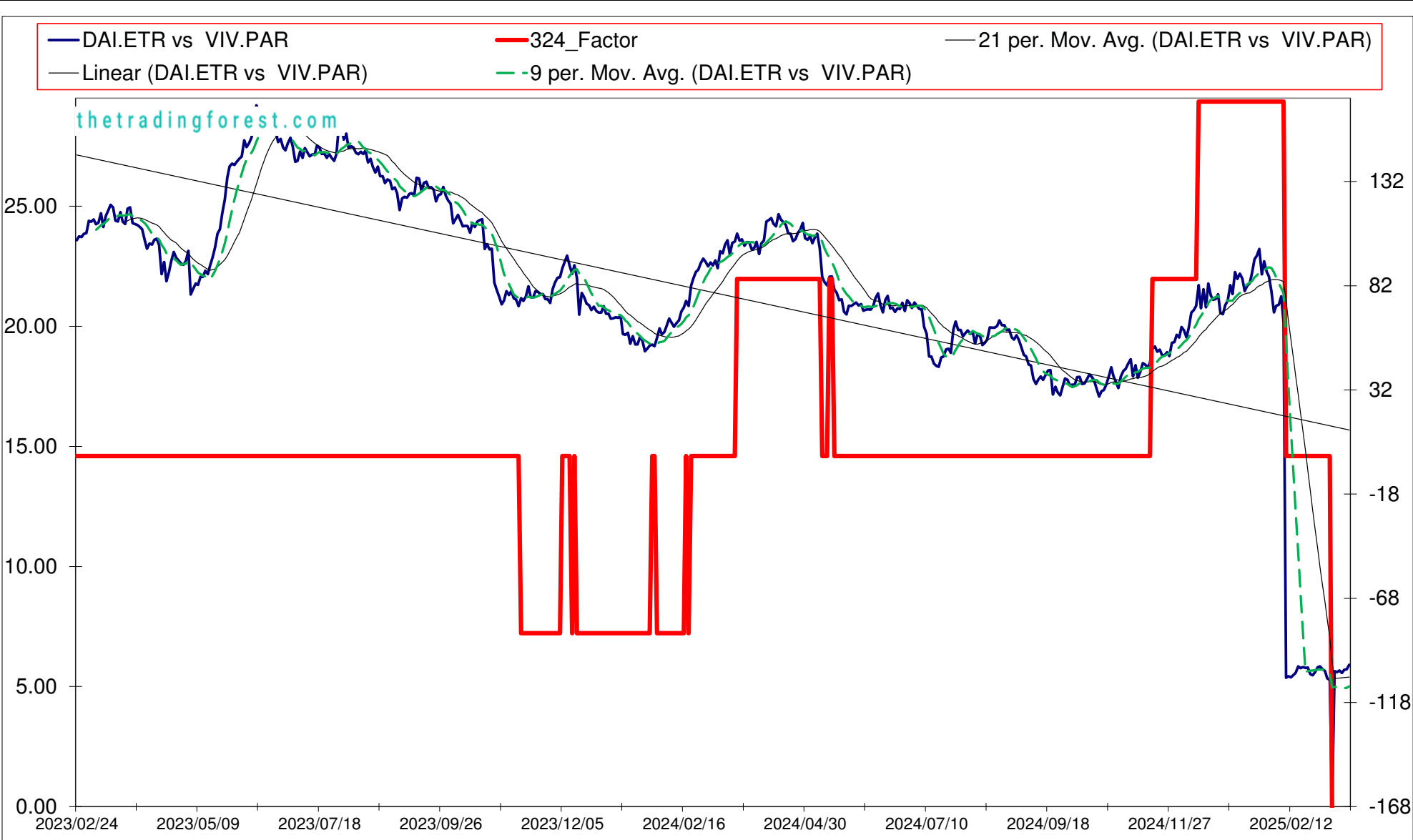
Market Cap : (B)

8 910

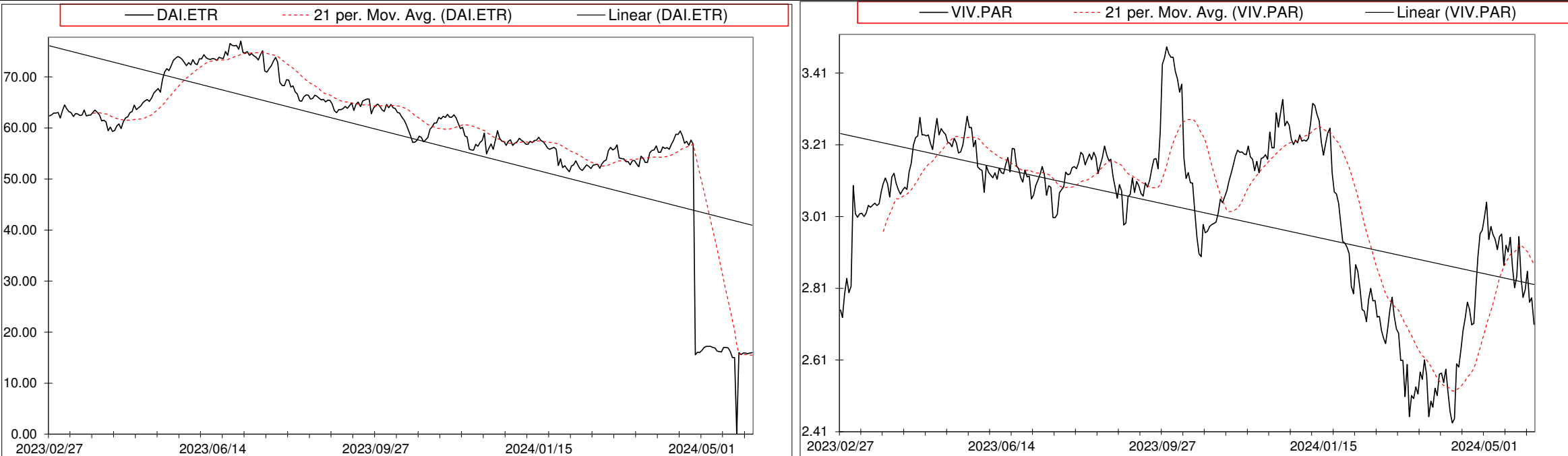
Follow the " 3day to 5day waiting period " before entering the trade : understand the Graph, Trend and Variables

Plan your enrty levels. Focus on the process not the outcome. Expect further short-term deviation from the trade signal. "Patience"

-2.151														-93.023														43.255															
Date	Price or Relative Price	Short_Term_ Radar	Medium_ Term_Radar	Caterpillar_ %	Wise_ Owl(Rnk)	324_Factor	Factor_324	Defcon _Index	Defcon _Index_Trade	Margin of Safety	75_Day_Mom	Trade_Rating (Guidance)	Trendsum																														
2025/01/22	22.792	No Trade	No Trade	100.00%	60	Research	170	86	Research Defon Sell	43.91%	29.87%	B	10																														
2025/01/23	22.935	No Trade	No Trade	100.00%	60	Research	170	87	Research Defon Sell	44.99%	28.25%	B	12																														
2025/01/24	23.219	No Trade	No Trade	100.00%	60	Research	170	88	Research Defon Sell	46.96%	29.73%	B	14																														
2025/01/27	22.167	No Trade	No Trade	86.92%	50	Research	170	84	Research Defon Sell	40.82%	25.96%	B	16																														
2025/01/28	22.704	No Trade	No Trade	94.56%	60	Research	170	86	Research Defon Sell	44.41%	28.87%	B	17																														
2025/01/29	22.279	Sell_Panda_ST	No Trade	89.18%	50	Research	170	84	Research Defon Sell	41.88%	25.19%	B	18																														
2025/01/30	22.081	Sell_Panda_ST	No Trade	86.86%	50	Research	170	83	Research Defon Sell	40.79%	22.70%	B	17																														
2025/01/31	21.460	Sell_Panda_ST	Sell_Panda_ST	78.79%	50	Research	170	0	Absolutely no Trade	37.00%	19.92%	B	13																														
2025/02/03	20.581	No Trade	No Trade	67.88%	50	Research	170	0	Absolutely no Trade	31.88%	15.91%	B	7																														
2025/02/04	20.862	No Trade	No Trade	72.07%	50	Research	170	0	Absolutely no Trade	33.84%	19.92%	B	1																														
2025/02/05	20.894	No Trade	No Trade	72.86%	50	Research	170	0	Absolutely no Trade	34.22%	22.35%	B	-4																														
2025/02/06	21.254	No Trade	No Trade	78.15%	50	Research	170	0	Absolutely no Trade	36.70%	22.86%	B	-6																														
2025/02/07	20.167	No Trade	No Trade	63.60%	50	Research	170	0	Absolutely no Trade	29.87%	16.22%	B	-7																														
2025/02/10	5.367	No Trade	No Trade	100.00%	30	Absolutely No	0	-100	Research Defcon Buy	-65.31%	-69.45%	C	-8																														
2025/02/11	5.434	No Trade	No Trade	99.27%	30	Absolutely No	0	-99	Research Defcon Buy	-64.83%	-69.65%	C	-9																														
2025/02/12	5.383	No Trade	No Trade	99.71%	30	Absolutely No	0	-100	Research Defcon Buy	-65.12%	-70.58%	C	-11																														
2025/02/13	5.477	No Trade	No Trade	98.71%	30	Absolutely No	0	-98	Research Defcon Buy	-64.46%	-69.43%	C	-13																														
2025/02/14	5.576	No Trade	No Trade	97.66%	30	Absolutely No	0	-96	Research Defcon Buy	-63.78%	-68.45%	C	-15																														
2025/02/17	5.840	No Trade	No Trade	94.81%	0	Absolutely No	0	0	Absolutely no Trade	-61.92%	-66.49%	C	-15																														
2025/02/18	5.770	No Trade	No Trade	95.44%	0	Absolutely No	0	0	Absolutely no Trade	-62.33%	-67.79%	C	-15																														
2025/02/19	5.815	No Trade	No Trade	94.92%	0	Absolutely No	0	0	Absolutely no Trade	-61.99%	-67.95%	C	-17																														
2025/02/20	5.772	Buy_Panda_ST	No Trade	95.27%	0	Absolutely No	0	0	Absolutely no Trade	-62.22%	-68.34%	C	-15																														
2025/02/21	5.794	Buy_Panda_ST	No Trade	94.98%	0	Absolutely No	0	0	Absolutely no Trade	-62.03%	-68.60%	C	-13																														
2025/02/24	5.520	No Trade	No Trade	97.52%	30	Absolutely No	0	-97	Research Defcon Buy	-63.69%	-70.37%	C	-12																														
2025/02/25	5.473	No Trade	No Trade	97.92%	30	Absolutely No	0	-98	Research Defcon Buy	-63.95%	-69.45%	C	-13																														
2025/02/26	5.604	No Trade	No Trade	96.53%	30	Absolutely No	0	-96	Research Defcon Buy	-63.04%	-69.52%	C	-15																														
2025/02/27	5.804	No Trade	No Trade	94.43%	0	Absolutely No	0	0	Absolutely no Trade	-61.67%	-67.51%	C	-18																														
2025/02/28	5.842	Buy_Panda_ST	No Trade	93.97%	0	Absolutely No	0	0	Absolutely no Trade	-61.37%	-67.74%	C	-18																														
2025/03/03	5.727	No Trade	No Trade	94.91%	0	Absolutely No	0	0	Absolutely no Trade	-61.99%	-68.98%	C	-18																														
2025/03/04	5.649	No Trade	No Trade	95.64%	0	Absolutely No	0	0	Absolutely no Trade	-62.46%	-69.31%	C	-16																														
2025/03/05	5.338	No Trade	No Trade	98.73%	30	Absolutely No	0	-100	Research Defcon Buy	-64.48%	-70.81%	C	-17																														
2025/03/06	5.278	No Trade	No Trade	99.27%	30	Absolutely No	0	-100	Research Defcon Buy	-64.83%	-71.44%	C	-19																														
2025/03/07	0.000	No Trade	No Trade	100.00%	#DIV/0!	Research	-170	#DIV/0!	#DIV/0!	-100.00%	-100.00%	#DIV/0!	-19																														
2025/03/10	5.640	No Trade	No Trade	62.23%	#DIV/0!	Research	-170	#DIV/0!	#DIV/0!	-62.23%	-70.58%	#DIV/0!	-20																														
2025/03/11	5.605	No Trade	No Trade	62.41%	#DIV/0!	Research	-170	#DIV/0!	#DIV/0!	-62.41%	-70.40%	#DIV/0!	-20																														
2025/03/12	5.668	Buy_Panda_ST	Buy_Panda_ST	61.94%	#DIV/0!	Research	-170	#DIV/0!	#DIV/0!	-61.94%	-70.21%	#DIV/0!	-20																														
2025/03/13	5.567	Buy_Panda_ST	Buy_Panda_ST	62.57%	#DIV/0!	Research	-170	#DIV/0!	#DIV/0!	-62.57%	-70.39%	#DIV/0!	-22																														
2025/03/14	5.704	Buy_Panda_ST	Buy_Panda_ST	61.60%	#DIV/0!	Research	-170	#DIV/0!	#DIV/0!	-61.60%	-69.65%	#DIV/0!	-20																														
2025/03/17	5.715	Buy_Panda_ST	Buy_Panda_ST	61.37%	#DIV/0!	Research	-170	#DIV/0!	#DIV/0!	-61.37%	-69.80%	#DIV/0!	-17																														
2025/03/18	5.908	No Trade	No Trade	60.01%	#DIV/0!	Research	-170	#DIV/0!	#DIV/0!	-60.01%	-68.51%	#DIV/0!	-11																														



Date	9 day	9 vs 21 day	33 day
2025/01/29	Sell_9day	Buy 9 vs 21	Buy 33_Day
2025/01/30	Sell_9day	Buy 9 vs 21	Buy 33_Day
2025/01/31	Sell_9day	Buy 9 vs 21	Sell 33_Day
2025/02/03	Sell_9day	Buy 9 vs 21	Sell 33_Day
2025/02/04	Sell_9day	Buy 9 vs 21	Sell 33_Day
2025/02/05	Sell_9day	Sell 9 vs 21	Sell 33_Day
2025/02/06	Sell_9day	Sell 9 vs 21	Sell 33_Day
2025/02/07	Sell_9day	Sell 9 vs 21	Sell 33_Day
2025/02/10	Sell_9day	Sell 9 vs 21	Sell 33_Day
2025/02/11	Sell_9day	Sell 9 vs 21	Sell 33_Day
2025/02/12	Sell_9day	Sell 9 vs 21	Sell 33_Day
2025/02/13	Sell_9day	Sell 9 vs 21	Sell 33_Day
2025/02/14	Sell_9day	Sell 9 vs 21	Sell 33_Day
2025/02/17	Sell_9day	Sell 9 vs 21	Sell 33_Day
2025/02/18	Sell_9day	Sell 9 vs 21	Sell 33_Day
2025/02/19	Sell_9day	Sell 9 vs 21	Sell 33_Day
2025/02/20	Buy_9day	Sell 9 vs 21	Sell 33_Day
2025/02/21	Buy_9day	Sell 9 vs 21	Sell 33_Day
2025/02/24	Sell_9day	Sell 9 vs 21	Sell 33_Day
2025/02/25	Sell_9day	Sell 9 vs 21	Sell 33_Day
2025/02/26	Sell_9day	Sell 9 vs 21	Sell 33_Day
2025/02/27	Buy_9day	Sell 9 vs 21	Sell 33_Day
2025/02/28	Buy_9day	Sell 9 vs 21	Sell 33_Day
2025/03/03	Buy_9day	Sell 9 vs 21	Sell 33_Day
2025/03/04	Sell_9day	Sell 9 vs 21	Sell 33_Day
2025/03/05	Sell_9day	Sell 9 vs 21	Sell 33_Day
2025/03/06	Sell_9day	Sell 9 vs 21	Sell 33_Day
2025/03/07	Sell_9day	Sell 9 vs 21	Sell 33_Day
2025/03/10	Buy_9day	Sell 9 vs 21	Sell 33_Day
2025/03/11	Buy_9day	Sell 9 vs 21	Sell 33_Day
2025/03/12	Buy_9day	Sell 9 vs 21	Sell 33_Day
2025/03/13	Buy_9day	Sell 9 vs 21	Sell 33_Day
2025/03/14	Buy_9day	Sell 9 vs 21	Sell 33_Day
2025/03/17	Buy_9day	Sell 9 vs 21	Sell 33_Day
2025/03/18	Buy_9day	Sell 9 vs 21	Sell 33_Day

Strategy Universe	Euro_Europe_STOXX50_Pairs	Ascendant guidance	Research	Strategy_Open Date	2025/01/20	Caterpillar Guidance	Trade	
<div><div><div>— DAI.ETR</div><div>--- 21 per. Mov. Avg. (DAI.ETR)</div><div>— Linear (DAI.ETR)</div></div><div><div>— VIV.PAR</div><div>--- 21 per. Mov. Avg. (VIV.PAR)</div><div>— Linear (VIV.PAR)</div></div></div> 							(+): Mom Days	0
							(-): Mom Days	27
							Guided: Factor	9 vs 21 day
							324_Buy Guidance	#DIV/0!
							324_Sell Guidance	0.0%
							Mom_75 (days)	-68.5%
							9 vs 21 day	-7.06%
							Price vs 9 day	17.94%

S
e
l
l

MBG.ETR

Mercedes-Benz Group Ag

Consumer Discretionary

Automobiles & Parts

Germany

Market Cap : (B)49 810

VIV.PAR

Vivendi Se

Communication

Mobile Telecommunications

France

Market Cap : (B)8 910

Plan your enrty levels. Focus on the process not the outcome. Expect further short-term deviation from the trade signal. "Patience"

-1.976														-19.450		9.841	
Date	Price or Relative Price	Short_Term_ Radar	Medium_ Term_Radar	Caterpillar_ %	Wise_ Owl(Rnk)	324_Factor	Factor_324	Defcon _Index	Defcon _Index_Trade	Margin of Safety	75_Day_Mom	Trade_Rating (Guidance)	Trendsum				
2025/01/22	22.792	No Trade	No Trade	84.48%	30	Research	85	86	Research Defon Sell	14.84%	29.87%	C	10				
2025/01/23	22.935	No Trade	No Trade	88.70%	50	Research	85	87	Research Defon Sell	15.58%	28.25%	C	12				
2025/01/24	23.219	No Trade	No Trade	96.99%	50	Research	85	88	Research Defon Sell	17.03%	29.73%	C	14				
2025/01/27	22.167	No Trade	No Trade	67.20%	0	Research	85	84	Research Defon Sell	11.80%	25.96%	C	16				
2025/01/28	22.704	No Trade	No Trade	82.74%	50	Research	85	86	Research Defon Sell	14.53%	28.87%	C	17				
2025/01/29	22.279	Sell_Panda_ST	No Trade	70.67%	0	Research	85	84	Research Defon Sell	12.41%	25.19%	C	18				
2025/01/30	22.081	Sell_Panda_ST	No Trade	65.11%	0	Research	85	83	Research Defon Sell	11.44%	22.70%	C	17				
2025/01/31	21.460	Sell_Panda_ST	Sell_Panda_ST	47.39%	0	Research	85	0	Absolutely no Trade	8.32%	19.92%	C	13				
2025/02/03	20.581	No Trade	No Trade	22.50%	0	Absolutely No	0	0	Absolutely no Trade	3.95%	15.91%	C	7				
2025/02/04	20.862	No Trade	No Trade	30.69%	0	Absolutely No	0	0	Absolutely no Trade	5.39%	19.92%	C	1				
2025/02/05	20.894	No Trade	No Trade	31.74%	0	Absolutely No	0	0	Absolutely no Trade	5.57%	22.35%	C	-4				
2025/02/06	21.254	No Trade	No Trade	42.22%	0	Research	85	0	Absolutely no Trade	7.42%	22.86%	C	-6				
2025/02/07	20.167	No Trade	No Trade	11.06%	0	Absolutely No	0	0	Absolutely no Trade	1.94%	16.22%	C	-7				
2025/02/10	19.934	No Trade	No Trade	4.72%	0	Absolutely No	0	0	Absolutely no Trade	0.83%	13.47%	C	-8				
2025/02/11	19.294	No Trade	No Trade	15.18%	0	Absolutely No	0	0	Absolutely no Trade	-2.39%	7.74%	C	-9				
2025/02/12	19.549	No Trade	No Trade	6.87%	0	Absolutely No	0	0	Absolutely no Trade	-1.08%	6.85%	C	-11				
2025/02/13	19.820	No Trade	No Trade	1.78%	0	Absolutely No	0	0	Absolutely no Trade	0.31%	10.61%	C	-14				
2025/02/14	20.092	No Trade	No Trade	9.72%	0	Absolutely No	0	0	Absolutely no Trade	1.71%	13.68%	C	-16				
2025/02/17	20.876	No Trade	No Trade	32.70%	0	Absolutely No	0	0	Absolutely no Trade	5.74%	19.77%	C	-18				
2025/02/18	20.839	No Trade	No Trade	31.74%	0	Absolutely No	0	0	Absolutely no Trade	5.57%	16.34%	C	-18				
2025/02/19	20.652	No Trade	No Trade	26.49%	0	Absolutely No	0	0	Absolutely no Trade	4.65%	13.84%	C	-18				
2025/02/20	20.214	No Trade	No Trade	13.96%	0	Absolutely No	0	0	Absolutely no Trade	2.45%	10.86%	C	-16				
2025/02/21	20.103	No Trade	No Trade	10.87%	0	Absolutely No	0	0	Absolutely no Trade	1.91%	8.96%	C	-15				
2025/02/24	20.217	No Trade	No Trade	14.52%	0	Absolutely No	0	0	Absolutely no Trade	2.55%	8.52%	C	-14				
2025/02/25	20.672	No Trade	No Trade	27.80%	0	Absolutely No	0	0	Absolutely no Trade	4.88%	15.41%	C	-12				
2025/02/26	21.016	No Trade	No Trade	37.86%	0	Research	85	0	Absolutely no Trade	6.65%	14.33%	C	-7				
2025/02/27	20.410	No Trade	No Trade	20.45%	0	Absolutely No	0	0	Absolutely no Trade	3.59%	14.26%	C	-7				
2025/02/28	20.464	No Trade	No Trade	22.14%	0	Absolutely No	0	0	Absolutely no Trade	3.89%	13.01%	C	-6				
2025/03/03	20.610	No Trade	No Trade	26.73%	0	Absolutely No	0	0	Absolutely no Trade	4.69%	11.63%	C	-6				
2025/03/04	20.404	No Trade	No Trade	20.90%	0	Absolutely No	0	0	Absolutely no Trade	3.67%	10.85%	C	-7				
2025/03/05	21.409	No Trade	No Trade	50.10%	0	Absolutely No	0	0	Absolutely no Trade	8.80%	17.09%	C	-5				
2025/03/06	21.608	No Trade	No Trade	55.98%	0	Absolutely No	0	0	Absolutely no Trade	9.83%	16.91%	C	-1				
2025/03/07	20.684	No Trade	No Trade	29.36%	0	Absolutely No	0	0	Absolutely no Trade	5.16%	8.42%	C	3				
2025/03/10	21.724	No Trade	No Trade	59.84%	0	Absolutely No	0	0	Absolutely no Trade	10.51%	13.33%	C	6				
2025/03/11	22.001	No Trade	No Trade	68.02%	0	Research	85	0	Absolutely no Trade	11.95%	16.16%	C	8				
2025/03/12	21.583	No Trade	No Trade	56.02%	0	Research	85	0	Absolutely no Trade	9.84%	13.43%	C	10				
2025/03/13	20.942	No Trade	No Trade	37.57%	0	Research	85	0	Absolutely no Trade	6.60%	11.39%	C	12				
2025/03/14	21.708	No Trade	No Trade	59.89%	0	Research	85	0	Absolutely no Trade	10.52%	15.49%	C	15				
2025/03/17	21.549	No Trade	No Trade	55.69%	0	Research	85	0	Absolutely no Trade	9.78%	13.88%	C	16				
2025/03/18	22.526	No Trade	No Trade	84.15%	50	Research	85	86	Research Defon Sell	14.78%	20.05%	C	20				



Date	9 day	9 vs 21 day	33 day
2025/01/29	Sell_9day	Buy 9 vs 21	Buy 33_Day
2025/01/30	Sell_9day	Buy 9 vs 21	Buy 33_Day
2025/01/31	Sell_9day	Buy 9 vs 21	Sell 33_Day
2025/02/03	Sell_9day	Buy 9 vs 21	Sell 33_Day
2025/02/04	Sell_9day	Buy 9 vs 21	Sell 33_Day
2025/02/05	Sell_9day	Sell 9 vs 21	Sell 33_Day
2025/02/06	Sell_9day	Sell 9 vs 21	Sell 33_Day
2025/02/07	Sell_9day	Sell 9 vs 21	Sell 33_Day
2025/02/10	Sell_9day	Sell 9 vs 21	Sell 33_Day
2025/02/11	Sell_9day	Sell 9 vs 21	Sell 33_Day
2025/02/12	Sell_9day	Sell 9 vs 21	Sell 33_Day
2025/02/13	Sell_9day	Sell 9 vs 21	Sell 33_Day
2025/02/14	Sell_9day	Sell 9 vs 21	Sell 33_Day
2025/02/17	Buy_9day	Sell 9 vs 21	Sell 33_Day
2025/02/18	Buy_9day	Sell 9 vs 21	Sell 33_Day
2025/02/19	Buy_9day	Sell 9 vs 21	Sell 33_Day
2025/02/20	Buy_9day	Sell 9 vs 21	Sell 33_Day
2025/02/21	Sell_9day	Sell 9 vs 21	Sell 33_Day
2025/02/24	Sell_9day	Sell 9 vs 21	Sell 33_Day
2025/02/25	Buy_9day	Sell 9 vs 21	Sell 33_Day
2025/02/26	Buy_9day	Sell 9 vs 21	Sell 33_Day
2025/02/27	Sell_9day	Buy 9 vs 21	Sell 33_Day
2025/02/28	Sell_9day	Buy 9 vs 21	Sell 33_Day
2025/03/03	Buy_9day	Buy 9 vs 21	Sell 33_Day
2025/03/04	Sell_9day	Buy 9 vs 21	Sell 33_Day
2025/03/05	Buy_9day	Buy 9 vs 21	Buy 33_Day
2025/03/06	Buy_9day	Buy 9 vs 21	Buy 33_Day
2025/03/07	Sell_9day	Buy 9 vs 21	Sell 33_Day
2025/03/10	Buy_9day	Buy 9 vs 21	Buy 33_Day
2025/03/11	Buy_9day	Buy 9 vs 21	Buy 33_Day
2025/03/12	Buy_9day	Buy 9 vs 21	Buy 33_Day
2025/03/13	Sell_9day	Buy 9 vs 21	Buy 33_Day
2025/03/14	Buy_9day	Buy 9 vs 21	Buy 33_Day
2025/03/17	Buy_9day	Buy 9 vs 21	Buy 33_Day
2025/03/18	Buy_9day	Buy 9 vs 21	Buy 33_Day

Strategy Universe	Euro_Europe_STOXX50_Pairs	Ascendant guidance	Trade	Strategy_Open Date	2025/01/20	Caterpillar Guidance	Trade
						(+) : Mom Days	7
						(-) : Mom Days	0
						Guided : Factor	9 vs 21 day
						324_Buy Guidance	0.0%
						324_Sell Guidance	77.1%
						Mom_75 (days)	20.1%
						9 vs 21 day	2.74%
						Price vs 9 day	4.33%

SAMPO.HEL

B
u
y

Sampo Plc A

Financials

Nonlife Insurance

Finland

Market Cap : (B)

21 500

SREN.SWX

Swiss Re Ag

Financials

Nonlife Insurance

Switzerland

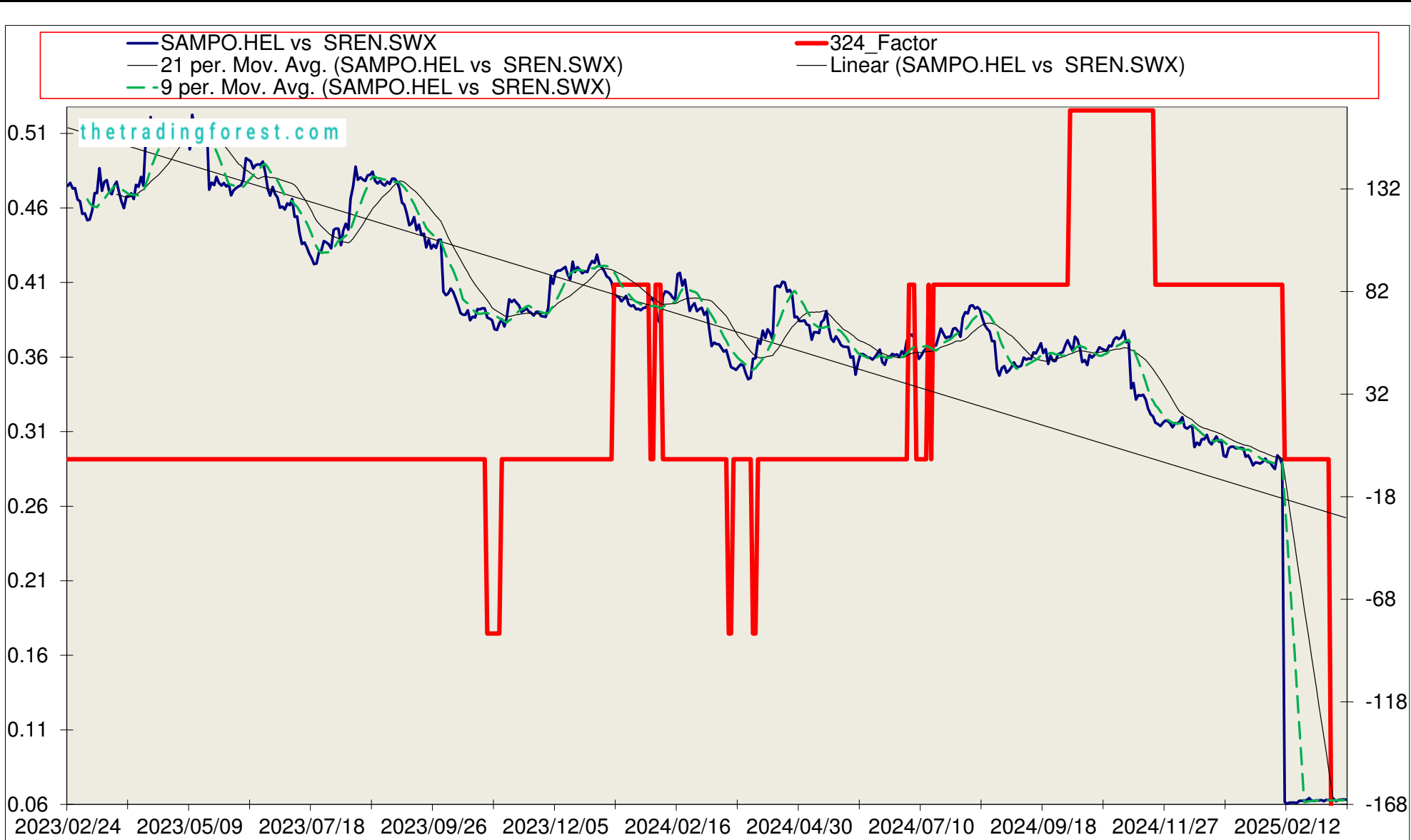
Market Cap : (B)

37 259

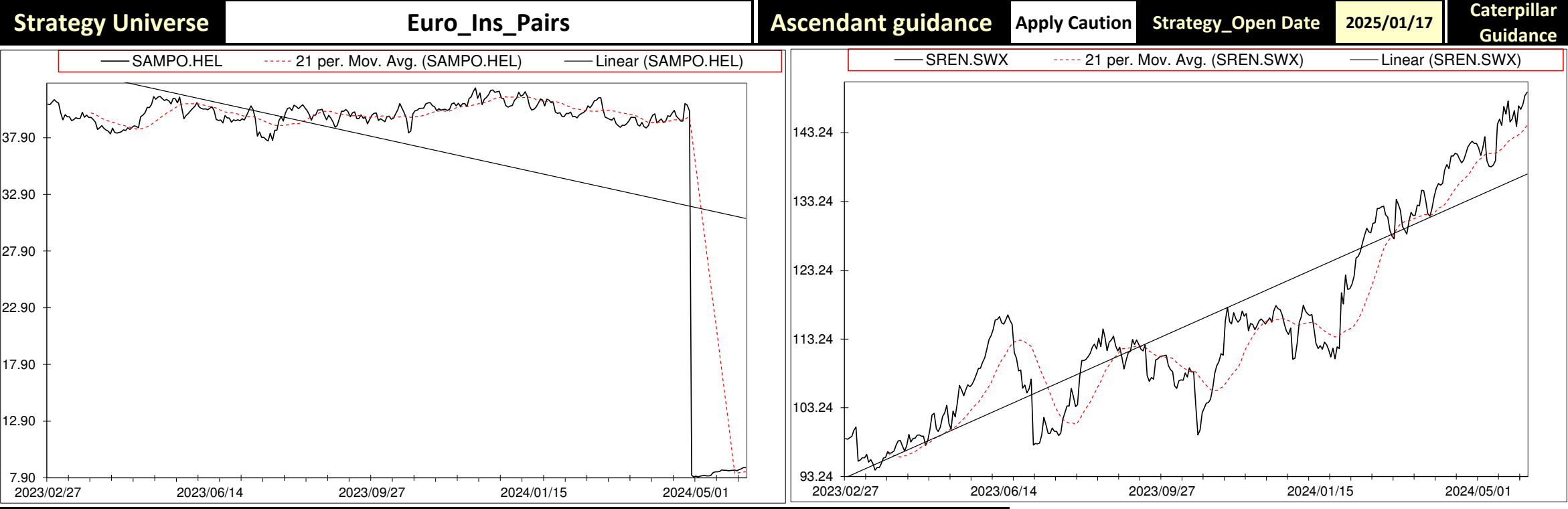
Follow the " 3day to 5day waiting period " before entering the trade : understand the Graph, Trend and Variables

Plan your enrty levels. Focus on the process not the outcome. Expect further short-term deviation from the trade signal. "Patience"

-2.164														-160.216														74.022															
Date	Price or Relative Price	Short_Term_ Radar	Medium_ Term_Radar	Caterpillar_ %	Wise_ Owl(Rnk)	324_Factor	Factor_324	Defcon _Index	Defcon _Index_Trade	Margin of Safety	75_Day_Mom	Trade_Rating (Guidance)	Trendsum																														
2025/01/22	0.287	No Trade	No Trade	49.87%	50	Research	85	-100	Research Defcon Buy	14.93%	-21.03%	A	-28																														
2025/01/23	0.283	No Trade	No Trade	45.43%	50	Research	85	-100	Research Defcon Buy	13.60%	-21.38%	A	-29																														
2025/01/24	0.285	No Trade	No Trade	48.94%	50	Research	85	-99	Research Defcon Buy	14.65%	-22.83%	A	-32																														
2025/01/27	0.285	No Trade	No Trade	50.84%	50	Research	85	-99	Research Defcon Buy	15.22%	-22.50%	A	-33																														
2025/01/28	0.284	No Trade	No Trade	50.81%	50	Research	85	-100	Research Defcon Buy	15.21%	-21.36%	A	-32																														
2025/01/29	0.286	No Trade	No Trade	53.36%	50	Research	85	-99	Research Defcon Buy	15.98%	-18.94%	A	-30																														
2025/01/30	0.288	No Trade	No Trade	56.95%	50	Research	85	-98	Research Defcon Buy	17.05%	-18.66%	B	-28																														
2025/01/31	0.285	No Trade	No Trade	54.51%	50	Research	85	-99	Research Defcon Buy	16.32%	-18.54%	A	-25																														
2025/02/03	0.285	No Trade	No Trade	56.56%	50	Research	85	-99	Research Defcon Buy	16.94%	-20.18%	A	-21																														
2025/02/04	0.283	No Trade	No Trade	53.70%	50	Research	85	-100	Research Defcon Buy	16.08%	-20.50%	A	-20																														
2025/02/05	0.281	No Trade	No Trade	51.83%	50	Research	85	-100	Research Defcon Buy	15.52%	-21.46%	A	-23																														
2025/02/06	0.290	No Trade	No Trade	65.35%	50	Research	85	-97	Research Defcon Buy	19.57%	-19.28%	B	-22																														
2025/02/07	0.288	Buy_Panda_ST	No Trade	63.37%	50	Research	85	-97	Research Defcon Buy	18.97%	-20.54%	B	-21																														
2025/02/10	0.284	No Trade	No Trade	59.67%	50	Research	85	-99	Research Defcon Buy	17.86%	-21.53%	B	-20																														
2025/02/11	0.057	No Trade	No Trade	100.00%	30	Absolutely No	0	-100	Research Defcon Buy	-76.14%	-84.12%	C	-20																														
2025/02/12	0.056	No Trade	No Trade	100.00%	30	Absolutely No	0	-100	Research Defcon Buy	-76.49%	-84.35%	C	-21																														
2025/02/13	0.057	No Trade	No Trade	99.55%	30	Absolutely No	0	-99	Research Defcon Buy	-76.14%	-84.31%	C	-23																														
2025/02/14	0.057	No Trade	No Trade	99.51%	30	Absolutely No	0	-99	Research Defcon Buy	-76.12%	-84.29%	C	-24																														
2025/02/17	0.057	No Trade	No Trade	99.26%	30	Absolutely No	0	-99	Research Defcon Buy	-75.93%	-84.46%	C	-23																														
2025/02/18	0.057	No Trade	No Trade	99.45%	30	Absolutely No	0	-99	Research Defcon Buy	-76.07%	-84.65%	C	-21																														
2025/02/19	0.058	No Trade	No Trade	98.52%	30	Absolutely No	0	-97	Research Defcon Buy	-75.35%	-84.17%	C	-20																														
2025/02/20	0.058	No Trade	No Trade	98.44%	30	Absolutely No	0	-97	Research Defcon Buy	-75.30%	-84.22%	C	-20																														
2025/02/21	0.058	Buy_Panda_ST	No Trade	98.36%	30	Absolutely No	0	-97	Research Defcon Buy	-75.23%	-84.39%	C	-17																														
2025/02/24	0.059	Buy_Panda_ST	No Trade	97.97%	30	Absolutely No	0	-96	Research Defcon Buy	-74.94%	-83.98%	C	-14																														
2025/02/25	0.060	No Trade	No Trade	97.09%	0	Absolutely No	0	0	Absolutely no Trade	-74.27%	-83.62%	C	-9																														
2025/02/26	0.058	No Trade	No Trade	97.95%	30	Absolutely No	0	-96	Research Defcon Buy	-74.92%	-82.55%	C	-3																														
2025/02/27	0.058	No Trade	No Trade	98.08%	30	Absolutely No	0	-97	Research Defcon Buy	-75.02%	-82.84%	C	0																														
2025/02/28	0.059	No Trade	No Trade	97.71%	30	Absolutely No	0	-96	Research Defcon Buy	-74.74%	-82.10%	C	2																														
2025/03/03	0.058	No Trade	No Trade	97.57%	30	Absolutely No	0	-96	Research Defcon Buy	-74.63%	-82.30%	C	-1																														
2025/03/04	0.059	No Trade	No Trade	97.37%	30	Absolutely No	0	-96	Research Defcon Buy	-74.48%	-82.20%	C	-1																														
2025/03/05	0.058	No Trade	No Trade	97.73%	30	Absolutely No	0	-97	Research Defcon Buy	-74.75%	-82.46%	C	-1																														
2025/03/06	0.059	No Trade	No Trade	97.13%	30	Absolutely No	0	-95	Research Defcon Buy	-74.29%	-82.00%	C	-3																														
2025/03/07	0.059	No Trade	No Trade	97.11%	30	Absolutely No	0	-96	Research Defcon Buy	-74.28%	-81.70%	C	-5																														
2025/03/10	0.058	No Trade	No Trade	97.09%	75	Research	-170	-96	Research Defcon Buy	-74.26%	-81.58%	AA	-6																														
2025/03/11	0.060	No Trade	No Trade	96.40%	50	Research	-170	0	Absolutely no Trade	-73.74%	-81.15%	B	-5																														
2025/03/12	0.058	No Trade	No Trade	97.28%	75	Research	-170	-97	Research Defcon Buy	-74.41%	-81.43%	AA	-3																														
2025/03/13	0.059	No Trade	No Trade	96.70%	75	Research	-170	-96	Research Defcon Buy	-73.97%	-81.10%	AA	-3																														
2025/03/14	0.059	No Trade	No Trade	96.49%	75	Research	-170	-95	Research Defcon Buy	-73.81%	-80.93%	AA	-4																														
2025/03/17	0.059	No Trade	No Trade	96.15%	50	Research	-170	0	Absolutely no Trade	-73.54%	-80.99%	B	-8																														
2025/03/18	0.059	No Trade	No Trade	96.22%	75	Research	-170	-95	Research Defcon Buy	-73.59%	-81.17%	AA	-10																														



Date	9 day	9 vs 21 day	33 day
2025/01/29	Sell_9day	Sell 9 vs 21	Sell 33_Day
2025/01/30	Buy_9day	Sell 9 vs 21	Sell 33_Day
2025/01/31	Sell_9day	Sell 9 vs 21	Sell 33_Day
2025/02/03	Sell_9day	Sell 9 vs 21	Sell 33_Day
2025/02/04	Sell_9day	Sell 9 vs 21	Sell 33_Day
2025/02/05	Sell_9day	Sell 9 vs 21	Sell 33_Day
2025/02/06	Buy_9day	Sell 9 vs 21	Sell 33_Day
2025/02/07	Buy_9day	Sell 9 vs 21	Sell 33_Day
2025/02/10	Sell_9day	Sell 9 vs 21	Sell 33_Day
2025/02/11	Sell_9day	Sell 9 vs 21	Sell 33_Day
2025/02/12	Sell_9day	Sell 9 vs 21	Sell 33_Day
2025/02/13	Sell_9day	Sell 9 vs 21	Sell 33_Day
2025/02/14	Sell_9day	Sell 9 vs 21	Sell 33_Day
2025/02/17	Sell_9day	Sell 9 vs 21	Sell 33_Day
2025/02/18	Sell_9day	Sell 9 vs 21	Sell 33_Day
2025/02/19	Sell_9day	Sell 9 vs 21	Sell 33_Day
2025/02/20	Sell_9day	Sell 9 vs 21	Sell 33_Day
2025/02/21	Buy_9day	Sell 9 vs 21	Sell 33_Day
2025/02/24	Buy_9day	Sell 9 vs 21	Sell 33_Day
2025/02/25	Buy_9day	Sell 9 vs 21	Sell 33_Day
2025/02/26	Buy_9day	Sell 9 vs 21	Sell 33_Day
2025/02/27	Sell_9day	Sell 9 vs 21	Sell 33_Day
2025/02/28	Buy_9day	Sell 9 vs 21	Sell 33_Day
2025/03/03	Sell_9day	Sell 9 vs 21	Sell 33_Day
2025/03/04	Buy_9day	Sell 9 vs 21	Sell 33_Day
2025/03/05	Sell_9day	Sell 9 vs 21	Sell 33_Day
2025/03/06	Buy_9day	Sell 9 vs 21	Sell 33_Day
2025/03/07	Buy_9day	Sell 9 vs 21	Sell 33_Day
2025/03/10	Sell_9day	Sell 9 vs 21	Sell 33_Day
2025/03/11	Buy_9day	Buy 9 vs 21	Sell 33_Day
2025/03/12	Sell_9day	Buy 9 vs 21	Sell 33_Day
2025/03/13	Buy_9day	Buy 9 vs 21	Sell 33_Day
2025/03/14	Buy_9day	Buy 9 vs 21	Sell 33_Day
2025/03/17	Buy_9day	Buy 9 vs 21	Sell 33_Day
2025/03/18	Buy_9day	Buy 9 vs 21	Sell 33_Day



Caterpillar Guidance		Research
(+) : Mom Days	0	
(-) : Mom Days	89	
Guided : Factor	66 day	
324_Buy Guidance	95.3%	
324_Sell Guidance	0.0%	
Mom_75 (days)	-81.2%	
9 vs 21 day	0.47%	
Price vs 9 day	0.23%	

S
e
l
l

CSA.ETR

Accenture

Industrials

Industrial Goods & Services

Germany

Market Cap : (B)

215 700

Follow the " 3day to 5day waiting period " before entering the trade : understand the Graph, Trend and Variables

DIE.BRU

D'leteren Sa

Consumer Discretionary

Industrial Goods & Services

Belgium

Market Cap : (B)

10 870

Plan your enrty levels. Focus on the process not the outcome. Expect further short-term deviation from the trade signal. "Patience"

-2.303														39.883														-17.319															
Date	Price or Relative Price	Short_Term_ Radar	Medium_ Term_Radar	Caterpillar_ %	Wise_ Owl(Rnk)	324_Factor	Factor_324	Defcon _Index	Defcon _Index_Trade	Margin of Safety	75_Day_Mom	Trade_Rating (Guidance)	Trendsum																														
2025/01/22	2.175	No Trade	No Trade	46.52%	50	Research	85	97	Research Defon Sell	16.83%	26.10%	B	2																														
2025/01/23	2.203	No Trade	No Trade	50.46%	50	Research	85	98	Research Defon Sell	18.26%	29.00%	B	-2																														
2025/01/24	2.216	No Trade	No Trade	52.29%	50	Research	85	99	Research Defon Sell	18.92%	30.08%	B	-2																														
2025/01/27	2.233	No Trade	No Trade	54.32%	50	Research	85	99	Research Defon Sell	19.66%	28.94%	A	0																														
2025/01/28	2.258	No Trade	No Trade	57.94%	50	Research	85	100	Research Defon Sell	20.96%	30.68%	A	4																														
2025/01/29	2.251	No Trade	No Trade	56.73%	50	Research	85	100	Research Defon Sell	20.53%	31.73%	A	8																														
2025/01/30	2.250	No Trade	No Trade	56.38%	50	Research	85	100	Research Defon Sell	20.40%	31.86%	A	9																														
2025/01/31	2.282	No Trade	No Trade	61.31%	50	Research	85	100	Research Defon Sell	22.06%	34.36%	A	10																														
2025/02/03	2.303	No Trade	No Trade	64.08%	50	Research	85	100	Research Defon Sell	23.06%	33.27%	A	11																														
2025/02/04	2.337	No Trade	No Trade	68.86%	50	Research	85	100	Research Defon Sell	24.78%	35.18%	A	13																														
2025/02/05	2.291	No Trade	No Trade	62.65%	50	Research	85	98	Research Defon Sell	22.29%	29.83%	B	15																														
2025/02/06	2.253	No Trade	No Trade	56.74%	50	Research	85	96	Research Defon Sell	20.19%	27.49%	B	15																														
2025/02/07	2.354	No Trade	No Trade	71.75%	50	Research	85	100	Research Defon Sell	25.53%	31.94%	A	17																														
2025/02/10	2.366	No Trade	No Trade	73.13%	50	Research	85	100	Research Defon Sell	26.02%	32.53%	A	19																														
2025/02/11	2.341	No Trade	No Trade	69.19%	50	Research	85	99	Research Defon Sell	24.62%	28.75%	B	22																														
2025/02/12	2.341	No Trade	No Trade	69.00%	50	Research	85	99	Research Defon Sell	24.55%	30.93%	B	23																														
2025/02/13	2.325	No Trade	No Trade	66.51%	50	Research	85	98	Research Defon Sell	23.66%	32.74%	B	23																														
2025/02/14	2.289	Sell_Panda_ST	No Trade	60.92%	50	Research	85	97	Research Defon Sell	21.68%	31.52%	B	21																														
2025/02/17	2.287	Sell_Panda_ST	No Trade	60.29%	50	Research	85	97	Research Defon Sell	21.45%	30.41%	B	18																														
2025/02/18	2.294	Sell_Panda_ST	No Trade	69.19%	50	Research	85	97	Research Defon Sell	21.75%	35.81%	B	14																														
2025/02/19	2.335	No Trade	No Trade	75.85%	50	Research	85	99	Research Defon Sell	23.85%	45.25%	B	12																														
2025/02/20	2.291	No Trade	No Trade	68.40%	50	Research	85	97	Research Defon Sell	21.51%	44.57%	B	10																														
2025/02/21	2.155	No Trade	No Trade	45.19%	0	Research	85	0	Absolutely no Trade	14.21%	36.62%	C	7																														
2025/02/24	2.143	No Trade	No Trade	44.20%	0	Research	85	0	Absolutely no Trade	13.42%	36.77%	C	3																														
2025/02/25	2.136	No Trade	No Trade	42.80%	0	Research	85	0	Absolutely no Trade	12.99%	28.85%	C	0																														
2025/02/26	2.110	No Trade	No Trade	38.11%	0	Research	85	0	Absolutely no Trade	11.57%	28.24%	C	-2																														
2025/02/27	2.154	No Trade	No Trade	46.08%	0	Research	85	0	Absolutely no Trade	13.85%	28.19%	C	-4																														
2025/02/28	2.085	No Trade	No Trade	33.92%	0	Research	85	0	Absolutely no Trade	10.19%	23.03%	C	-6																														
2025/03/03	2.051	No Trade	No Trade	27.33%	0	Research	85	0	Absolutely no Trade	8.21%	19.78%	C	-9																														
2025/03/04	2.087	No Trade	No Trade	33.57%	0	Research	85	0	Absolutely no Trade	10.09%	17.79%	C	-14																														
2025/03/05	2.013	No Trade	No Trade	20.49%	0	Research	85	0	Absolutely no Trade	6.16%	15.25%	C	-19																														
2025/03/06	1.965	No Trade	No Trade	11.80%	0	Absolutely No	0	0	Absolutely no Trade	3.54%	17.04%	C	-23																														
2025/03/07	1.970	No Trade	No Trade	12.57%	0	Absolutely No	0	0	Absolutely no Trade	3.78%	16.56%	C	-26																														
2025/03/10	2.008	No Trade	No Trade	18.74%	0	Absolutely No	0	0	Absolutely no Trade	5.63%	17.44%	C	-29																														
2025/03/11	1.988	No Trade	No Trade	15.08%	0	Absolutely No	0	0	Absolutely no Trade	4.53%	14.94%	C	-31																														
2025/03/12	1.928	No Trade	No Trade	4.41%	0	Absolutely No	0	0	Absolutely no Trade	1.33%	10.02%	C	-33																														
2025/03/13	1.923	No Trade	No Trade	3.43%	0	Absolutely No	0	0	Absolutely no Trade	1.03%	14.38%	C	-36																														
2025/03/14	1.874	No Trade	No Trade	6.64%	0	Absolutely No	0	0	Absolutely no Trade	-1.57%	8.31%	C	-38																														
2025/03/17	1.859	No Trade	No Trade	10.62%	0	Absolutely No	0	0	Absolutely no Trade	-2.51%	6.37%	C	-40																														
2025/03/18	1.798	No Trade	No Trade	24.18%	0	Absolutely No	0	0	Absolutely no Trade	-5.72%	5.95%	C	-42																														

- B** Legrand Sa
- U** Industrials
- Y** Industrial Goods & Services

TEN.MTA

Tenaris S.A.

Industrials

Industrial Engineering

France

Market Cap : (B)

25 370

Italy

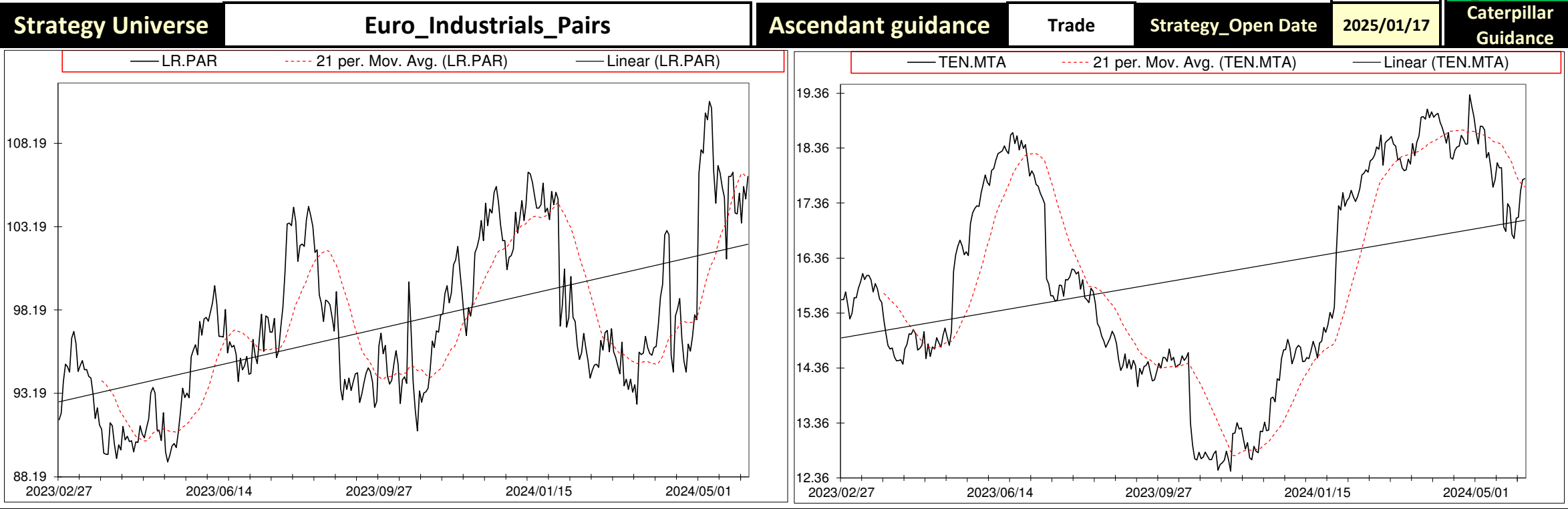
Market Cap : (B)

19 815

-1.432														-4.929		3.442	
Date	Price or Relative Price	Short_Term_ Radar	Medium_ Term_Radar	Caterpillar_ %	Wise_ Owl(Rnk)	324_Factor	Factor_324	Defcon _Index	Defcon _Index_Trade	Margin of Safety	75_Day_Mom	Trade_Rating (Guidance)	Trendsum				
2025/01/22	5.483	Buy_Panda_ST	Buy_Panda_ST	51.76%	0	Research	-85	0	Absolutely no Trade	-10.65%	-19.91%	C	-16				
2025/01/23	5.535	No Trade	No Trade	47.64%	0	Research	-85	0	Absolutely no Trade	-9.80%	-18.74%	C	-11				
2025/01/24	5.566	No Trade	No Trade	45.13%	0	Research	-85	0	Absolutely no Trade	-9.29%	-19.15%	C	-6				
2025/01/27	5.122	No Trade	No Trade	80.25%	50	Research	-85	-97	Research Defcon Buy	-16.51%	-27.40%	B	-2				
2025/01/28	5.194	No Trade	No Trade	74.53%	50	Research	-85	-96	Research Defcon Buy	-15.33%	-27.34%	B	1				
2025/01/29	5.388	No Trade	No Trade	59.20%	0	Research	-85	0	Absolutely no Trade	-12.18%	-22.88%	C	2				
2025/01/30	5.364	No Trade	No Trade	61.09%	0	Research	-85	0	Absolutely no Trade	-12.57%	-23.61%	C	-1				
2025/01/31	5.380	No Trade	No Trade	59.79%	0	Research	-85	0	Absolutely no Trade	-12.30%	-24.32%	C	-4				
2025/02/03	5.247	No Trade	No Trade	70.25%	30	Research	-85	-95	Research Defcon Buy	-14.45%	-26.65%	C	-5				
2025/02/04	5.117	No Trade	No Trade	80.56%	50	Research	-85	-97	Research Defcon Buy	-16.58%	-29.08%	B	-8				
2025/02/05	5.099	No Trade	No Trade	81.94%	50	Research	-85	-98	Research Defcon Buy	-16.86%	-30.30%	B	-11				
2025/02/06	5.216	No Trade	No Trade	72.62%	50	Research	-85	-95	Research Defcon Buy	-14.94%	-28.73%	B	-13				
2025/02/07	5.192	No Trade	No Trade	74.52%	50	Research	-85	-96	Research Defcon Buy	-15.33%	-28.01%	B	-14				
2025/02/10	4.997	No Trade	No Trade	89.92%	50	Research	-85	-100	Research Defcon Buy	-18.50%	-29.38%	A	-16				
2025/02/11	5.120	No Trade	No Trade	80.16%	50	Research	-85	-97	Research Defcon Buy	-16.49%	-27.74%	B	-18				
2025/02/12	5.156	No Trade	No Trade	77.33%	50	Research	-85	-96	Research Defcon Buy	-15.91%	-28.12%	B	-21				
2025/02/13	5.708	Buy_Panda_ST	Buy_Panda_ST	33.53%	0	Research	-85	0	Absolutely no Trade	-6.90%	-19.08%	C	-20				
2025/02/14	5.848	Buy_Panda_ST	Buy_Panda_ST	22.45%	0	Absolutely No	0	0	Absolutely no Trade	-4.62%	-17.92%	C	-19				
2025/02/17	5.736	Buy_Panda_ST	Buy_Panda_ST	34.78%	0	Research	-85	0	Absolutely no Trade	-6.43%	-16.76%	C	-15				
2025/02/18	5.865	No Trade	No Trade	23.34%	0	Absolutely No	0	0	Absolutely no Trade	-4.32%	-15.59%	C	-11				
2025/02/19	5.864	No Trade	No Trade	23.41%	0	Absolutely No	0	0	Absolutely no Trade	-4.33%	-14.27%	C	-6				
2025/02/20	6.087	No Trade	No Trade	3.69%	0	Absolutely No	0	0	Absolutely no Trade	-0.68%	-11.15%	C	0				
2025/02/21	6.034	No Trade	No Trade	8.39%	0	Absolutely No	0	0	Absolutely no Trade	-1.55%	-11.86%	C	6				
2025/02/24	5.915	No Trade	No Trade	18.81%	0	Absolutely No	0	0	Absolutely no Trade	-3.48%	-13.09%	C	8				
2025/02/25	5.926	No Trade	No Trade	17.79%	0	Absolutely No	0	0	Absolutely no Trade	-3.29%	-6.68%	C	11				
2025/02/26	6.008	No Trade	No Trade	10.57%	0	Absolutely No	0	77	Absolutely no Trade	-1.96%	6.97%	C	9				
2025/02/27	5.880	No Trade	No Trade	21.83%	0	Absolutely No	0	76	Absolutely no Trade	-4.04%	2.91%	C	7				
2025/02/28	5.864	No Trade	No Trade	23.23%	0	Absolutely No	0	76	Absolutely no Trade	-4.30%	2.25%	C	3				
2025/03/03	5.829	No Trade	No Trade	26.25%	0	Absolutely No	0	75	Absolutely no Trade	-4.86%	3.82%	C	-1				
2025/03/04	5.981	No Trade	No Trade	12.86%	0	Absolutely No	0	77	Absolutely no Trade	-2.38%	6.52%	C	-5				
2025/03/05	6.305	No Trade	No Trade	9.85%	0	Absolutely No	0	81	Research Defon Sell	2.91%	9.83%	C	-5				
2025/03/06	6.121	No Trade	No Trade	0.41%	0	Absolutely No	0	79	Absolutely no Trade	-0.08%	10.16%	C	-4				
2025/03/07	6.162	No Trade	No Trade	2.02%	0	Absolutely No	0	79	Research Defon Sell	0.60%	10.44%	C	-3				
2025/03/10	6.194	No Trade	No Trade	3.83%	0	Absolutely No	0	80	Research Defon Sell	1.13%	12.16%	C	-2				
2025/03/11	6.219	No Trade	No Trade	5.21%	0	Absolutely No	0	80	Research Defon Sell	1.54%	14.16%	C	-1				
2025/03/12	6.157	No Trade	No Trade	1.83%	0	Absolutely No	0	79	Research Defon Sell	0.54%	13.46%	C	1				
2025/03/13	6.047	No Trade	No Trade	6.81%	0	Absolutely No	0	78	Absolutely no Trade	-1.26%	11.65%	C	1				
2025/03/14	6.007	No Trade	No Trade	10.32%	0	Absolutely No	0	77	Absolutely no Trade	-1.91%	12.15%	C	1				
2025/03/17	5.895	No Trade	No Trade	20.08%	0	Absolutely No	0	0	Absolutely no Trade	-3.72%	11.30%	C	-1				
2025/03/18	5.965	No Trade	No Trade	13.95%	0	Absolutely No	0	0	Absolutely no Trade	-2.58%	13.59%	C	-4				



Date	9 day	9 vs 21 day	33 day
2025/01/29	Buy_9day	Buy 9 vs 21	Buy 33_Day
2025/01/30	Buy_9day	Buy 9 vs 21	Buy 33_Day
2025/01/31	Buy_9day	Buy 9 vs 21	Buy 33_Day
2025/02/03	Sell_9day	Buy 9 vs 21	Buy 33_Day
2025/02/04	Sell_9day	Buy 9 vs 21	Sell 33_Day
2025/02/05	Sell_9day	Buy 9 vs 21	Sell 33_Day
2025/02/06	Sell_9day	Buy 9 vs 21	Buy 33_Day
2025/02/07	Sell_9day	Buy 9 vs 21	Sell 33_Day
2025/02/10	Sell_9day	Sell 9 vs 21	Sell 33_Day
2025/02/11	Sell_9day	Sell 9 vs 21	Sell 33_Day
2025/02/12	Sell_9day	Sell 9 vs 21	Sell 33_Day
2025/02/13	Buy_9day	Sell 9 vs 21	Buy 33_Day
2025/02/14	Buy_9day	Sell 9 vs 21	Buy 33_Day
2025/02/17	Buy_9day	Buy 9 vs 21	Buy 33_Day
2025/02/18	Buy_9day	Buy 9 vs 21	Buy 33_Day
2025/02/19	Buy_9day	Buy 9 vs 21	Buy 33_Day
2025/02/20	Buy_9day	Buy 9 vs 21	Buy 33_Day
2025/02/21	Buy_9day	Buy 9 vs 21	Buy 33_Day
2025/02/24	Buy_9day	Buy 9 vs 21	Buy 33_Day
2025/02/25	Buy_9day	Buy 9 vs 21	Buy 33_Day
2025/02/26	Buy_9day	Buy 9 vs 21	Buy 33_Day
2025/02/27	Sell_9day	Buy 9 vs 21	Buy 33_Day
2025/02/28	Sell_9day	Buy 9 vs 21	Buy 33_Day
2025/03/03	Sell_9day	Buy 9 vs 21	Buy 33_Day
2025/03/04	Buy_9day	Buy 9 vs 21	Buy 33_Day
2025/03/05	Buy_9day	Buy 9 vs 21	Buy 33_Day
2025/03/06	Buy_9day	Buy 9 vs 21	Buy 33_Day
2025/03/07	Buy_9day	Buy 9 vs 21	Buy 33_Day
2025/03/10	Buy_9day	Buy 9 vs 21	Buy 33_Day
2025/03/11	Buy_9day	Buy 9 vs 21	Buy 33_Day
2025/03/12	Buy_9day	Buy 9 vs 21	Buy 33_Day
2025/03/13	Sell_9day	Buy 9 vs 21	Buy 33_Day
2025/03/14	Sell_9day	Buy 9 vs 21	Buy 33_Day
2025/03/17	Sell_9day	Buy 9 vs 21	Buy 33_Day
2025/03/18	Sell_9day	Buy 9 vs 21	Buy 33_Day



Caterpillar Guidance	Trade
(+) : Mom Days	15
(-) : Mom Days	0
Guided : Factor	9 vs 21 day
324_Buy Guidance	79.8%
324_Sell Guidance	0.0%
Mom_75 (days)	13.6%
9 vs 21 day	1.16%
Price vs 9 day	-1.98%

VLO.NYS

BuY

Valero Energy

Energy

Oil, Gas & Consumable Fuels

New York

Market Cap : (B)

44 610

CTRA.NYS

Coterra

Energy

Oil, Gas & Consumable Fuels

New York

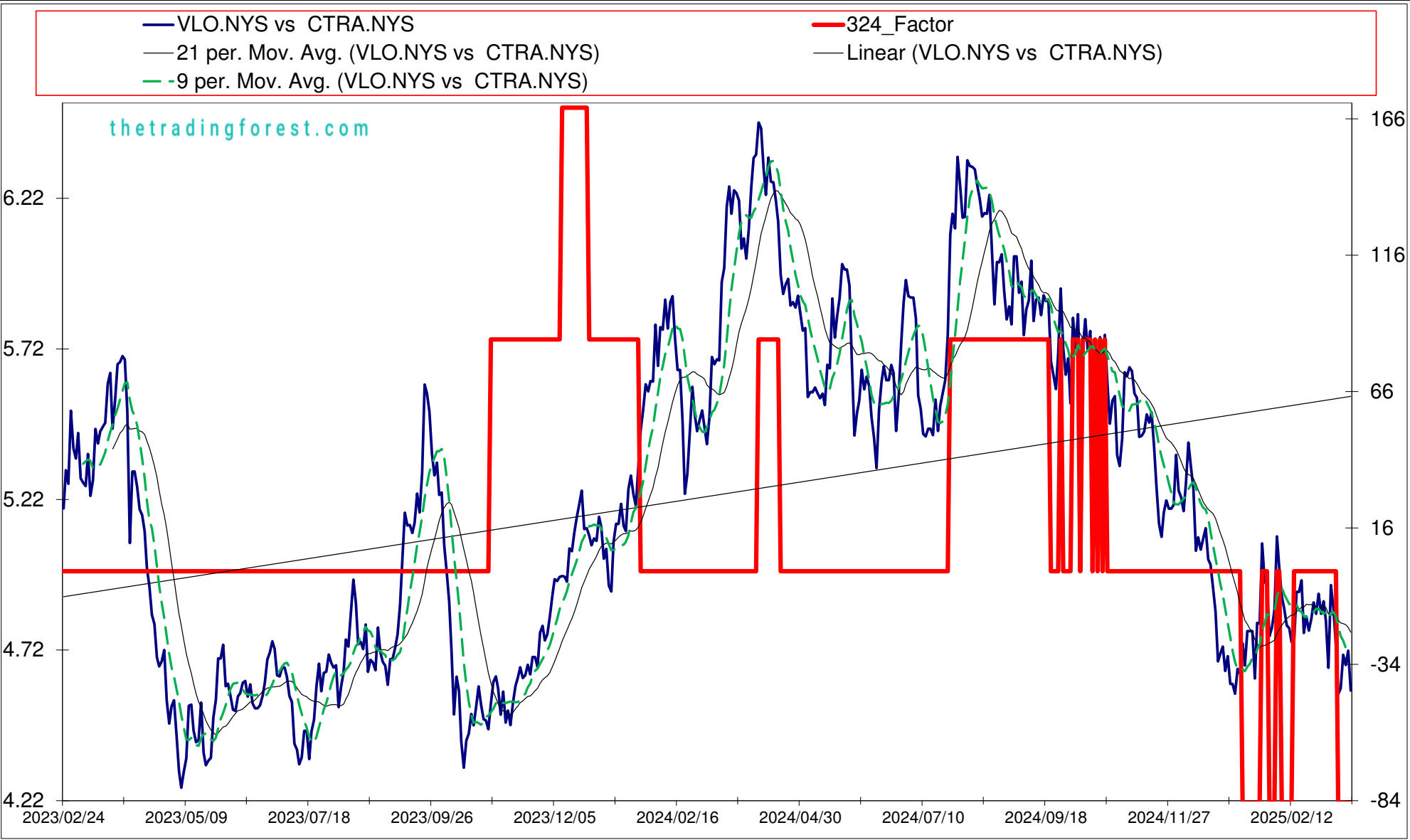
Market Cap : (B)

20 353



Follow the " 3day to 5day waiting period " before entering the trade : understand the Graph, Trend and Variables

Plan your enrty levels. Focus on the process not the outcome. Expect further short-term deviation from the trade signal. "Patience"

Date	Price or Relative Price	Short_Term_ Radar	Medium_ Term_Radar	Caterpillar_ %	Wise_ Owl(Rnk)	324_Factor	Factor_324	Defcon _Index	Defcon _Index_Trade	Margin of Safety	75_Day_Mom	Trade_Rating (Guidance)	Trendsum
2025/01/22	4.629	No Trade	No Trade	43.42%	30	Research	-85	-95	Research Defcon Buy	-11.64%	-20.55%	C	-16
2025/01/23	4.814	Buy_Panda_ST	Buy_Panda_ST	30.17%	0	Research	-85	0	Absolutely no Trade	-8.09%	-15.94%	C	-14
2025/01/24	4.812	No Trade	No Trade	32.14%	0	Research	-85	0	Absolutely no Trade	-8.11%	-17.59%	C	-11
2025/01/27	5.078	No Trade	No Trade	11.87%	0	Absolutely No	0	0	Absolutely no Trade	-2.95%	-9.02%	C	-8
2025/01/28	4.951	No Trade	No Trade	21.90%	0	Absolutely No	0	0	Absolutely no Trade	-5.34%	-13.46%	C	-6
2025/01/29	4.939	No Trade	No Trade	22.71%	0	Absolutely No	0	0	Absolutely no Trade	-5.54%	-15.17%	C	-3
2025/01/30	4.770	No Trade	No Trade	35.87%	30	Research	-85	-92	Research Defcon Buy	-8.75%	-16.59%	C	-1
2025/01/31	4.798	No Trade	No Trade	33.57%	30	Research	-85	-91	Research Defcon Buy	-8.19%	-17.04%	C	-1
2025/02/03	4.857	No Trade	No Trade	28.65%	0	Research	-85	0	Absolutely no Trade	-6.99%	-13.11%	C	-1
2025/02/04	5.101	No Trade	No Trade	9.33%	0	Absolutely No	0	0	Absolutely no Trade	-2.28%	-10.64%	C	2
2025/02/05	4.998	No Trade	No Trade	17.34%	0	Absolutely No	0	0	Absolutely no Trade	-4.23%	-11.97%	C	4
2025/02/06	4.903	No Trade	No Trade	24.69%	0	Research	-85	0	Absolutely no Trade	-6.02%	-14.92%	C	7
2025/02/07	4.860	No Trade	No Trade	28.48%	0	Research	-85	0	Absolutely no Trade	-6.81%	-14.63%	C	8
2025/02/10	4.805	No Trade	No Trade	32.57%	30	Research	-85	-91	Research Defcon Buy	-7.79%	-16.72%	C	6
2025/02/11	4.796	No Trade	No Trade	33.18%	30	Research	-85	-91	Research Defcon Buy	-7.94%	-14.53%	C	5
2025/02/12	4.750	No Trade	No Trade	36.80%	30	Research	-85	-92	Research Defcon Buy	-8.80%	-13.25%	C	3
2025/02/13	4.748	No Trade	No Trade	36.88%	0	Absolutely No	0	-92	Research Defcon Buy	-8.82%	-14.48%	C	2
2025/02/14	4.917	No Trade	No Trade	23.19%	0	Absolutely No	0	0	Absolutely no Trade	-5.55%	-11.67%	C	2
2025/02/17	4.917	No Trade	No Trade	22.86%	0	Absolutely No	0	0	Absolutely no Trade	-5.47%	-8.45%	C	0
2025/02/18	4.955	No Trade	No Trade	19.69%	0	Absolutely No	0	0	Absolutely no Trade	-4.71%	-7.12%	C	1
2025/02/19	4.780	No Trade	No Trade	33.61%	0	Absolutely No	0	-91	Research Defcon Buy	-8.04%	-11.88%	C	1
2025/02/20	4.835	No Trade	No Trade	30.78%	0	Absolutely No	0	0	Absolutely no Trade	-6.97%	-14.37%	C	1
2025/02/21	4.788	No Trade	No Trade	36.22%	0	Absolutely No	0	-91	Research Defcon Buy	-7.84%	-15.00%	C	2
2025/02/24	4.827	No Trade	No Trade	33.18%	0	Absolutely No	0	0	Absolutely no Trade	-7.01%	-14.76%	C	2
2025/02/25	4.882	No Trade	No Trade	28.07%	0	Absolutely No	0	0	Absolutely no Trade	-5.93%	-13.60%	C	3
2025/02/26	4.844	No Trade	No Trade	31.38%	0	Absolutely No	0	0	Absolutely no Trade	-6.63%	-13.13%	C	4
2025/02/27	4.910	No Trade	No Trade	25.43%	0	Absolutely No	0	0	Absolutely no Trade	-5.33%	-11.70%	C	4
2025/02/28	4.844	No Trade	No Trade	31.62%	0	Absolutely No	0	0	Absolutely no Trade	-6.59%	-10.83%	C	4
2025/03/03	4.886	No Trade	No Trade	27.33%	0	Absolutely No	0	0	Absolutely no Trade	-5.69%	-10.11%	C	4
2025/03/04	4.821	No Trade	No Trade	34.03%	0	Absolutely No	0	0	Absolutely no Trade	-6.92%	-11.53%	C	4
2025/03/05	4.665	No Trade	No Trade	48.69%	0	Absolutely No	0	-94	Research Defcon Buy	-9.90%	-15.27%	C	2
2025/03/06	4.939	No Trade	No Trade	22.53%	0	Absolutely No	0	0	Absolutely no Trade	-4.58%	-9.86%	C	3
2025/03/07	4.862	No Trade	No Trade	32.28%	0	Absolutely No	0	0	Absolutely no Trade	-6.05%	-11.81%	C	4
2025/03/10	4.740	No Trade	No Trade	44.43%	0	Absolutely No	0	-92	Research Defcon Buy	-8.32%	-12.25%	C	4
2025/03/11	4.577	No Trade	No Trade	61.15%	50	Research	-85	-96	Research Defcon Buy	-11.45%	-13.03%	C	2
2025/03/12	4.597	No Trade	No Trade	60.08%	50	Research	-85	-96	Research Defcon Buy	-11.04%	-10.60%	C	-2
2025/03/13	4.708	No Trade	No Trade	51.13%	30	Research	-85	-93	Research Defcon Buy	-8.87%	-7.68%	C	-8
2025/03/14	4.674	No Trade	No Trade	59.00%	30	Research	-85	-94	Research Defcon Buy	-9.50%	-9.78%	C	-11
2025/03/17	4.721	No Trade	No Trade	55.91%	30	Research	-85	-93	Research Defcon Buy	-8.51%	-9.56%	C	-11
2025/03/18	4.589	No Trade	No Trade	72.56%	50	Research	-85	-96	Research Defcon Buy	-11.04%	-11.63%	C	-10



Date	9 day	9 vs 21 day	33 day
2025/01/29	Buy_9day	Buy 9 vs 21	Buy 33_Day
2025/01/30	Sell_9day	Buy 9 vs 21	Sell 33_Day
2025/01/31	Sell_9day	Buy 9 vs 21	Sell 33_Day
2025/02/03	Buy_9day	Buy 9 vs 21	Buy 33_Day
2025/02/04	Buy_9day	Buy 9 vs 21	Buy 33_Day
2025/02/05	Buy_9day	Buy 9 vs 21	Buy 33_Day
2025/02/06	Sell_9day	Buy 9 vs 21	Buy 33_Day
2025/02/07	Sell_9day	Buy 9 vs 21	Buy 33_Day
2025/02/10	Sell_9day	Buy 9 vs 21	Buy 33_Day
2025/02/11	Sell_9day	Buy 9 vs 21	Buy 33_Day
2025/02/12	Sell_9day	Buy 9 vs 21	Sell 33_Day
2025/02/13	Sell_9day	Buy 9 vs 21	Sell 33_Day
2025/02/14	Buy_9day	Buy 9 vs 21	Buy 33_Day
2025/02/17	Buy_9day	Sell 9 vs 21	Buy 33_Day
2025/02/18	Buy_9day	Sell 9 vs 21	Buy 33_Day
2025/02/19	Sell_9day	Sell 9 vs 21	Sell 33_Day
2025/02/20	Buy_9day	Sell 9 vs 21	Buy 33_Day
2025/02/21	Sell_9day	Sell 9 vs 21	Sell 33_Day
2025/02/24	Sell_9day	Sell 9 vs 21	Buy 33_Day
2025/02/25	Buy_9day	Sell 9 vs 21	Buy 33_Day
2025/02/26	Sell_9day	Buy 9 vs 21	Buy 33_Day
2025/02/27	Buy_9day	Buy 9 vs 21	Buy 33_Day
2025/02/28	Sell_9day	Sell 9 vs 21	Sell 33_Day
2025/03/03	Buy_9day	Sell 9 vs 21	Buy 33_Day
2025/03/04	Sell_9day	Sell 9 vs 21	Sell 33_Day
2025/03/05	Sell_9day	Sell 9 vs 21	Sell 33_Day
2025/03/06	Buy_9day	Buy 9 vs 21	Buy 33_Day
2025/03/07	Buy_9day	Buy 9 vs 21	Buy 33_Day
2025/03/10	Sell_9day	Buy 9 vs 21	Sell 33_Day
2025/03/11	Sell_9day	Sell 9 vs 21	Sell 33_Day
2025/03/12	Sell_9day	Sell 9 vs 21	Sell 33_Day
2025/03/13	Sell_9day	Sell 9 vs 21	Sell 33_Day
2025/03/14	Sell_9day	Sell 9 vs 21	Sell 33_Day
2025/03/17	Buy_9day	Sell 9 vs 21	Sell 33_Day
2025/03/18	Sell_9day	Sell 9 vs 21	Sell 33_Day

Strategy Universe		Pairs_NYSE_Energy		Ascendant guidance		Trade	Strategy_Open Date	2025/01/16	Caterpillar Guidance	Trade		
<div><div><div>VLO.NYS</div><div>21 per. Mov. Avg. (VLO.NYS)</div><div>Linear (VLO.NYS)</div></div><div><div>CTRA.NYS</div><div>21 per. Mov. Avg. (CTRA.NYS)</div><div>Linear (CTRA.NYS)</div></div></div>				<div><div><div>CTRA.NYS</div><div>21 per. Mov. Avg. (CTRA.NYS)</div><div>Linear (CTRA.NYS)</div></div></div>							<div><div>(+) : Mom Days</div><div>(-) : Mom Days</div><div>Guided : Factor</div><div>324_Buy Guidance</div><div>324_Sell Guidance</div><div>Mom_75 (days)</div><div>9 vs 21 day</div><div>Price vs 9 day</div></div> <div><div>0</div><div>91</div><div>66 day</div><div>92.4%</div><div>0.0%</div><div>-11.6%</div><div>-1.49%</div><div>-2.61%</div></div>	
												

S
e
l
l

GWW.NYS

W. W. Grainger

Industrial

Trading Companies & Distributors

New York

Market Cap : (B)

58 764

NDSN.NAS

Nordson Corporation

Industrial

Machinery

New York

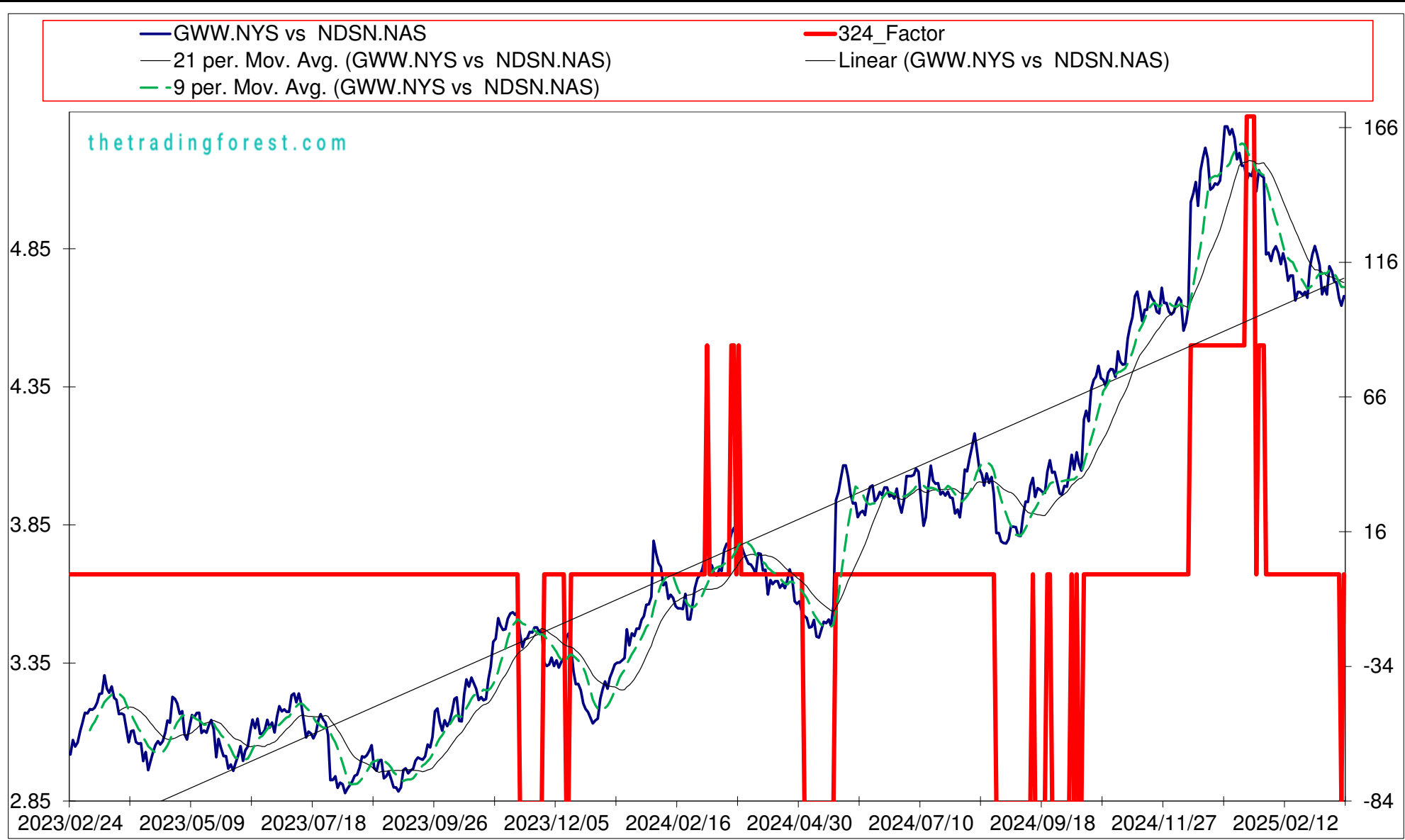
Market Cap : (B)

14 940

Follow the " 3day to 5day waiting period " before entering the trade : understand the Graph, Trend and Variables

Plan your enrty levels. Focus on the process not the outcome. Expect further short-term deviation from the trade signal. "Patience"

Date	Price or Relative Price	Short_Term_ Radar	Medium_ Term_Radar	Caterpillar_ %	Wise_ Owl(Rnk)	324_Factor	Factor_324	Defcon _Index	Defcon _Index_Trade	Margin of Safety	75_Day_Mom	Trade_Rating (Guidance)	Trendsum
2025/01/22	5.118	No Trade	No Trade	52.15%	60	Research	170	97	Research Defon Sell	7.57%	26.97%	A	-1
2025/01/23	5.109	No Trade	No Trade	50.29%	60	Research	170	97	Research Defon Sell	7.30%	24.61%	A	-4
2025/01/24	5.143	No Trade	No Trade	54.61%	60	Research	170	97	Research Defon Sell	7.93%	27.11%	AA	-6
2025/01/27	5.054	No Trade	No Trade	39.98%	0	Absolutely No	0	96	Research Defon Sell	5.81%	22.99%	C	-7
2025/01/28	5.131	No Trade	No Trade	50.44%	50	Research	85	97	Research Defon Sell	7.33%	26.17%	B	-10
2025/01/29	5.111	No Trade	No Trade	47.03%	50	Research	85	97	Research Defon Sell	6.83%	26.43%	B	-14
2025/01/30	5.104	No Trade	No Trade	45.44%	50	Research	85	97	Research Defon Sell	6.60%	20.71%	B	-17
2025/01/31	4.825	No Trade	No Trade	4.87%	0	Absolutely No	0	0	Absolutely no Trade	0.71%	13.29%	C	-21
2025/02/03	4.832	No Trade	No Trade	4.12%	0	Absolutely No	0	0	Absolutely no Trade	0.60%	14.47%	C	-25
2025/02/04	4.802	No Trade	No Trade	1.04%	0	Absolutely No	0	0	Absolutely no Trade	-0.10%	10.73%	C	-28
2025/02/05	4.838	No Trade	No Trade	3.99%	0	Absolutely No	0	0	Absolutely no Trade	0.58%	10.71%	C	-31
2025/02/06	4.855	No Trade	No Trade	5.85%	0	Absolutely No	0	0	Absolutely no Trade	0.85%	10.79%	C	-33
2025/02/07	4.831	No Trade	No Trade	1.90%	0	Absolutely No	0	0	Absolutely no Trade	0.28%	9.25%	C	-33
2025/02/10	4.790	No Trade	No Trade	8.10%	0	Absolutely No	0	0	Absolutely no Trade	-0.82%	9.45%	C	-33
2025/02/11	4.830	No Trade	No Trade	0.76%	0	Absolutely No	0	0	Absolutely no Trade	-0.08%	10.50%	C	-34
2025/02/12	4.794	No Trade	No Trade	8.77%	0	Absolutely No	0	0	Absolutely no Trade	-0.88%	10.26%	C	-37
2025/02/13	4.730	No Trade	No Trade	22.61%	0	Absolutely No	0	0	Absolutely no Trade	-2.28%	7.58%	C	-39
2025/02/14	4.749	No Trade	No Trade	19.61%	0	Absolutely No	0	0	Absolutely no Trade	-1.98%	7.68%	C	-41
2025/02/17	4.749	No Trade	No Trade	21.88%	0	Absolutely No	0	0	Absolutely no Trade	-2.21%	7.72%	C	-43
2025/02/18	4.659	No Trade	No Trade	41.06%	0	Absolutely No	0	0	Absolutely no Trade	-4.14%	6.31%	C	-44
2025/02/19	4.689	No Trade	No Trade	35.49%	0	Absolutely No	0	0	Absolutely no Trade	-3.58%	4.80%	C	-46
2025/02/20	4.689	No Trade	No Trade	36.34%	0	Absolutely No	0	0	Absolutely no Trade	-3.66%	5.67%	C	-49
2025/02/21	4.678	No Trade	No Trade	39.24%	0	Absolutely No	0	0	Absolutely no Trade	-3.96%	5.70%	C	-48
2025/02/24	4.690	No Trade	No Trade	39.10%	0	Absolutely No	0	0	Absolutely no Trade	-3.94%	5.91%	C	-46
2025/02/25	4.668	No Trade	No Trade	44.26%	0	Absolutely No	0	-55	Absolutely no Trade	-4.46%	3.27%	C	-43
2025/02/26	4.778	No Trade	No Trade	22.74%	0	Absolutely No	0	0	Absolutely no Trade	-2.29%	4.71%	C	-38
2025/02/27	4.825	No Trade	No Trade	13.85%	0	Absolutely No	0	0	Absolutely no Trade	-1.40%	4.92%	C	-33
2025/02/28	4.856	No Trade	No Trade	8.36%	0	Absolutely No	0	0	Absolutely no Trade	-0.84%	3.90%	C	-27
2025/03/03	4.826	No Trade	No Trade	16.71%	0	Absolutely No	0	0	Absolutely no Trade	-1.68%	2.89%	C	-23
2025/03/04	4.787	No Trade	No Trade	25.34%	0	Absolutely No	0	0	Absolutely no Trade	-2.55%	3.17%	C	-18
2025/03/05	4.681	No Trade	No Trade	47.51%	0	Absolutely No	0	-54	Absolutely no Trade	-4.79%	2.12%	C	-14
2025/03/06	4.707	No Trade	No Trade	42.89%	0	Absolutely No	0	-54	Absolutely no Trade	-4.32%	1.79%	C	-13
2025/03/07	4.680	No Trade	No Trade	49.10%	0	Absolutely No	0	-55	Absolutely no Trade	-4.95%	1.20%	C	-13
2025/03/10	4.783	No Trade	No Trade	30.68%	0	Absolutely No	0	0	Absolutely no Trade	-3.09%	1.96%	C	-14
2025/03/11	4.765	No Trade	No Trade	35.06%	0	Absolutely No	0	-53	Absolutely no Trade	-3.53%	2.11%	C	-14
2025/03/12	4.729	No Trade	No Trade	42.90%	0	Absolutely No	0	-54	Absolutely no Trade	-4.32%	1.59%	C	-14
2025/03/13	4.721	No Trade	No Trade	45.31%	0	Absolutely No	0	-54	Absolutely no Trade	-4.57%	2.22%	C	-15
2025/03/14	4.666	No Trade	No Trade	56.91%	0	Absolutely No	0	-56	Absolutely no Trade	-5.74%	1.19%	C	-17
2025/03/17	4.639	No Trade	No Trade	64.47%	0	Research	-85	-56	Absolutely no Trade	-6.50%	-1.39%	C	-18
2025/03/18	4.674	No Trade	No Trade	58.15%	0	Absolutely No	0	-55	Absolutely no Trade	-5.86%	0.54%	C	-19



Date	9 day	9 vs 21 day	33 day
2025/01/29	Sell_9day	Sell 9 vs 21	Buy 33_Day
2025/01/30	Sell_9day	Sell 9 vs 21	Sell 33_Day
2025/01/31	Sell_9day	Sell 9 vs 21	Sell 33_Day
2025/02/03	Sell_9day	Sell 9 vs 21	Sell 33_Day
2025/02/04	Sell_9day	Sell 9 vs 21	Sell 33_Day
2025/02/05	Sell_9day	Sell 9 vs 21	Sell 33_Day
2025/02/06	Sell_9day	Sell 9 vs 21	Sell 33_Day
2025/02/07	Sell_9day	Sell 9 vs 21	Sell 33_Day
2025/02/10	Sell_9day	Sell 9 vs 21	Sell 33_Day
2025/02/11	Sell_9day	Sell 9 vs 21	Sell 33_Day
2025/02/12	Sell_9day	Sell 9 vs 21	Sell 33_Day
2025/02/13	Sell_9day	Sell 9 vs 21	Sell 33_Day
2025/02/14	Sell_9day	Sell 9 vs 21	Sell 33_Day
2025/02/17	Sell_9day	Sell 9 vs 21	Sell 33_Day
2025/02/18	Sell_9day	Sell 9 vs 21	Sell 33_Day
2025/02/19	Sell_9day	Sell 9 vs 21	Sell 33_Day
2025/02/20	Sell_9day	Sell 9 vs 21	Sell 33_Day
2025/02/21	Sell_9day	Sell 9 vs 21	Sell 33_Day
2025/02/24	Sell_9day	Sell 9 vs 21	Sell 33_Day
2025/02/25	Sell_9day	Sell 9 vs 21	Sell 33_Day
2025/02/26	Buy_9day	Sell 9 vs 21	Sell 33_Day
2025/02/27	Buy_9day	Sell 9 vs 21	Sell 33_Day
2025/02/28	Buy_9day	Sell 9 vs 21	Sell 33_Day
2025/03/03	Buy_9day	Sell 9 vs 21	Sell 33_Day
2025/03/04	Buy_9day	Sell 9 vs 21	Sell 33_Day
2025/03/05	Sell_9day	Sell 9 vs 21	Sell 33_Day
2025/03/06	Sell_9day	Buy 9 vs 21	Sell 33_Day
2025/03/07	Sell_9day	Buy 9 vs 21	Sell 33_Day
2025/03/10	Buy_9day	Buy 9 vs 21	Sell 33_Day
2025/03/11	Sell_9day	Buy 9 vs 21	Sell 33_Day
2025/03/12	Sell_9day	Buy 9 vs 21	Sell 33_Day
2025/03/13	Sell_9day	Buy 9 vs 21	Sell 33_Day
2025/03/14	Sell_9day	Sell 9 vs 21	Sell 33_Day
2025/03/17	Sell_9day	Sell 9 vs 21	Sell 33_Day
2025/03/18	Sell_9day	Sell 9 vs 21	Sell 33_Day

Strategy Universe

Pairs_NYSE_Industrial

Ascendant guidance

Research

Strategy_Open Date

2025/01/16

Caterpillar Guidance

Research

GWW.NYS

21 per. Mov. Avg. (GWW.NYS)

Linear (GWW.NYS)

NDSN.NAS

21 per. Mov. Avg. (NDSN.NAS)

Linear (NDSN.NAS)

(+) : Mom Days

0

(-) : Mom Days

0

Guided : Factor

9 vs 21 day

324_Buy Guidance

37.4%

324_Sell Guidance

0.0%

Mom_75 (days)

0.5%

9 vs 21 day

-0.34%

Price vs 9 day

-0.70%

S
e
l
l

IEX.NYS

IDEX Corporation

Industrial Machinery

New York

Market Cap : (B)

17 606

NDSN.NAS

Nordson Corporation

Industrial Machinery

New York

Market Cap : (B)

14 940

Follow the " 3day to 5day waiting period " before entering the trade : understand the Graph, Trend and Variables

Plan your enrty levels. Focus on the process not the outcome. Expect further short-term deviation from the trade signal. "Patience"

Date	Price or Relative Price	Short_Term_ Radar	Medium_ Term_Radar	Caterpillar_ %	Wise_ Owl(Rnk)	324_Factor	Factor_324	Defcon _Index	Defcon _Index_Trade	Margin of Safety	75_Day_Mom	Trade_Rating (Guidance)	Trendsum
2025/01/22	1.003	No Trade	No Trade	74.01%	60	Research	170	95	Research Defon Sell	10.50%	21.41%	A	7
2025/01/23	1.012	No Trade	No Trade	80.86%	75	Research	170	96	Research Defon Sell	11.47%	20.77%	AA	5
2025/01/24	1.009	No Trade	No Trade	78.41%	75	Research	170	96	Research Defon Sell	11.13%	22.25%	AA	3
2025/01/27	0.988	No Trade	No Trade	61.99%	50	Research	170	94	Research Defon Sell	8.80%	18.68%	B	-1
2025/01/28	1.003	No Trade	No Trade	73.37%	60	Research	170	95	Research Defon Sell	10.41%	22.25%	A	-4
2025/01/29	1.004	No Trade	No Trade	74.09%	60	Research	170	96	Research Defon Sell	10.51%	22.17%	A	-7
2025/01/30	1.016	No Trade	No Trade	82.92%	75	Research	170	97	Research Defon Sell	11.77%	23.25%	AA	-6
2025/01/31	1.019	No Trade	No Trade	84.93%	75	Research	170	97	Research Defon Sell	12.05%	23.13%	AA	-6
2025/02/03	1.010	No Trade	No Trade	78.00%	75	Research	170	96	Research Defon Sell	11.07%	22.72%	AA	-4
2025/02/04	1.007	No Trade	No Trade	75.33%	75	Research	170	96	Research Defon Sell	10.69%	22.72%	AA	-3
2025/02/05	0.917	No Trade	No Trade	5.19%	0	Absolutely No	0	0	Absolutely no Trade	0.74%	11.87%	C	-7
2025/02/06	0.926	No Trade	No Trade	12.12%	0	Absolutely No	0	0	Absolutely no Trade	1.72%	13.09%	C	-12
2025/02/07	0.914	No Trade	No Trade	2.82%	0	Absolutely No	0	0	Absolutely no Trade	0.40%	10.63%	C	-14
2025/02/10	0.906	No Trade	No Trade	4.56%	0	Absolutely No	0	0	Absolutely no Trade	-0.52%	9.45%	C	-15
2025/02/11	0.900	No Trade	No Trade	11.12%	0	Absolutely No	0	0	Absolutely no Trade	-1.26%	9.76%	C	-15
2025/02/12	0.903	No Trade	No Trade	7.94%	0	Absolutely No	0	0	Absolutely no Trade	-0.90%	10.45%	C	-18
2025/02/13	0.888	No Trade	No Trade	22.21%	0	Absolutely No	0	0	Absolutely no Trade	-2.53%	8.67%	C	-21
2025/02/14	0.902	No Trade	No Trade	9.26%	0	Absolutely No	0	0	Absolutely no Trade	-1.05%	10.25%	C	-25
2025/02/17	0.902	No Trade	No Trade	9.79%	0	Absolutely No	0	0	Absolutely no Trade	-1.11%	10.22%	C	-28
2025/02/18	0.895	No Trade	No Trade	17.15%	0	Absolutely No	0	-86	Research Defcon Buy	-1.95%	2.64%	C	-29
2025/02/19	0.912	No Trade	No Trade	0.15%	0	Absolutely No	0	0	Absolutely no Trade	-0.02%	5.37%	C	-29
2025/02/20	0.898	No Trade	No Trade	14.60%	0	Absolutely No	0	-86	Research Defcon Buy	-1.66%	3.46%	C	-27
2025/02/21	0.896	No Trade	No Trade	16.51%	0	Absolutely No	0	-87	Research Defcon Buy	-1.88%	1.26%	C	-24
2025/02/24	0.924	No Trade	No Trade	8.12%	0	Absolutely No	0	0	Absolutely no Trade	1.15%	4.19%	C	-20
2025/02/25	0.914	No Trade	No Trade	0.10%	0	Absolutely No	0	-84	Research Defcon Buy	0.01%	2.84%	C	-17
2025/02/26	0.928	No Trade	No Trade	10.94%	0	Absolutely No	0	0	Absolutely no Trade	1.55%	5.64%	C	-12
2025/02/27	0.925	No Trade	No Trade	8.31%	0	Absolutely No	0	0	Absolutely no Trade	1.18%	5.80%	C	-6
2025/02/28	0.924	No Trade	No Trade	7.65%	0	Absolutely No	0	0	Absolutely no Trade	1.09%	5.25%	C	-1
2025/03/03	0.910	No Trade	No Trade	4.23%	0	Absolutely No	0	-85	Research Defcon Buy	-0.48%	2.87%	C	2
2025/03/04	0.900	No Trade	No Trade	14.41%	0	Absolutely No	0	-86	Research Defcon Buy	-1.64%	0.92%	C	2
2025/03/05	0.895	No Trade	No Trade	18.93%	0	Absolutely No	0	-87	Research Defcon Buy	-2.15%	0.15%	C	1
2025/03/06	0.886	No Trade	No Trade	27.89%	0	Absolutely No	0	-88	Research Defcon Buy	-3.17%	-0.89%	C	-1
2025/03/07	0.872	No Trade	No Trade	42.16%	0	Absolutely No	0	-90	Research Defcon Buy	-4.80%	-2.54%	C	-4
2025/03/10	0.877	No Trade	No Trade	37.67%	0	Absolutely No	0	-89	Research Defcon Buy	-4.28%	-2.03%	C	-7
2025/03/11	0.897	No Trade	No Trade	18.59%	0	Absolutely No	0	-86	Research Defcon Buy	-2.11%	1.52%	C	-10
2025/03/12	0.888	No Trade	No Trade	26.87%	0	Absolutely No	0	-87	Research Defcon Buy	-3.06%	0.22%	C	-11
2025/03/13	0.882	No Trade	No Trade	32.82%	0	Absolutely No	0	-88	Research Defcon Buy	-3.73%	-0.84%	C	-13
2025/03/14	0.879	No Trade	No Trade	35.83%	0	Absolutely No	0	-89	Research Defcon Buy	-4.08%	-1.79%	C	-12
2025/03/17	0.876	No Trade	No Trade	39.45%	0	Absolutely No	0	-89	Research Defcon Buy	-4.49%	-2.30%	C	-12
2025/03/18	0.885	No Trade	No Trade	30.83%	0	Absolutely No	0	-88	Research Defcon Buy	-3.51%	-0.64%	C	-12



Date	9 day	9 vs 21 day	33 day
2025/01/29	Buy_9day	Sell 9 vs 21	Buy 33_Day
2025/01/30	Buy_9day	Sell 9 vs 21	Buy 33_Day
2025/01/31	Buy_9day	Sell 9 vs 21	Buy 33_Day
2025/02/03	Buy_9day	Sell 9 vs 21	Buy 33_Day
2025/02/04	Sell_9day	Sell 9 vs 21	Sell 33_Day
2025/02/05	Sell_9day	Sell 9 vs 21	Sell 33_Day
2025/02/06	Sell_9day	Sell 9 vs 21	Sell 33_Day
2025/02/07	Sell_9day	Sell 9 vs 21	Sell 33_Day
2025/02/10	Sell_9day	Sell 9 vs 21	Sell 33_Day
2025/02/11	Sell_9day	Sell 9 vs 21	Sell 33_Day
2025/02/12	Sell_9day	Sell 9 vs 21	Sell 33_Day
2025/02/13	Sell_9day	Sell 9 vs 21	Sell 33_Day
2025/02/14	Sell_9day	Sell 9 vs 21	Sell 33_Day
2025/02/17	Sell_9day	Sell 9 vs 21	Sell 33_Day
2025/02/18	Sell_9day	Sell 9 vs 21	Sell 33_Day
2025/02/19	Buy_9day	Sell 9 vs 21	Sell 33_Day
2025/02/20	Sell_9day	Sell 9 vs 21	Sell 33_Day
2025/02/21	Sell_9day	Sell 9 vs 21	Sell 33_Day
2025/02/24	Buy_9day	Sell 9 vs 21	Sell 33_Day
2025/02/25	Buy_9day	Sell 9 vs 21	Sell 33_Day
2025/02/26	Buy_9day	Sell 9 vs 21	Sell 33_Day
2025/02/27	Buy_9day	Sell 9 vs 21	Sell 33_Day
2025/02/28	Buy_9day	Sell 9 vs 21	Sell 33_Day
2025/03/03	Sell_9day	Sell 9 vs 21	Sell 33_Day
2025/03/04	Sell_9day	Sell 9 vs 21	Sell 33_Day
2025/03/05	Sell_9day	Buy 9 vs 21	Sell 33_Day
2025/03/06	Sell_9day	Buy 9 vs 21	Sell 33_Day
2025/03/07	Sell_9day	Buy 9 vs 21	Sell 33_Day
2025/03/10	Sell_9day	Sell 9 vs 21	Sell 33_Day
2025/03/11	Sell_9day	Sell 9 vs 21	Sell 33_Day
2025/03/12	Sell_9day	Sell 9 vs 21	Sell 33_Day
2025/03/13	Sell_9day	Sell 9 vs 21	Sell 33_Day
2025/03/14	Sell_9day	Sell 9 vs 21	Sell 33_Day
2025/03/17	Sell_9day	Sell 9 vs 21	Sell 33_Day
2025/03/18	Buy_9day	Sell 9 vs 21	Sell 33_Day

Strategy Universe	Pairs_NYSE_Industrial	Ascendant guidance	Trade	Strategy_Open Date	2025/01/29	Caterpillar Guidance	Trade
						(+) : Mom Days	0
						(-) : Mom Days	4
						Guided : Factor	9 vs 21 day
						324_Buy Guidance	86.4%
						324_Sell Guidance	0.0%
						Mom_75 (days)	-0.6%
						9 vs 21 day	-1.75%
						Price vs 9 day	0.31%