



Wednesday, 19 March 2025				Daily TradeGuidance					 THE TRADINGFOREST <small>thetradingforest.com</small>		
Date	Code_A	Code_B	Strategy	Factor_324	Defcon_Index	Mom_75 (days)	Wise_Owl	Wise_Owl (Rnk)	Name of Instrument	Caterpillar_G uidence	Trade_Rating (Guidance)
2025/02/28	NARI.NAS	Price	Individual	85	100	49.90%	270	50	Inari Medical Inc.	Trade	_ Sell
2025/02/28	V.NYS	Price	Individual	170	100	16.66%	370	90	Visa Inc.	Trade	_ Sell
2025/02/28	DRI.NYS	Price	Individual	170	100	18.44%	350	75	Darden Restaurants	Trade	_ Sell
2025/02/28	PDCO.NAS	Price	Individual	170	95	47.93%	375	90	Patterson Companies	Trade	_ Sell
2025/02/28	ABT.NYS	Price	Individual	170	100	18.16%	390	90	Abbott Laboratories	Trade	_ Sell
2025/02/28	HIK.LSE	Price	Individual	0	0	17.58%	0	0	Hikma Pharmaceuticals Plc	Trade	_ Buy
2025/02/28	CLDN.LSE	Price	Individual	170	99	12.21%	370	90	Caledonia Inv.	Trade	_ Sell
2025/02/28	PSON.LSE	Price	Individual	85	100	11.83%	240	50	Pearson Plc	Trade	_ Sell
2025/02/28	AAF.LSE	Price	Individual	170	97	45.14%	340	75	Airtel Africa	Trade	_ Sell
2025/02/28	ALLEI.STO	Price	Individual	170	97	30.39%	340	75	Alleima	Trade	_ Sell
2025/02/28	HEXA-B.STO	Price	Individual	170	0	23.89%	220	50	Hexagon Ab Ser. B	Trade	_ Buy
2025/02/28	LOGN.SWX	Price	Individual	170	0	27.05%	220	50	Logitech International S.A.	Trade	_ Buy
2025/02/28	RMS.PAR	Price	Individual	170	96	33.58%	340	75	Hermes International	Trade	_ Sell
2025/02/28	SAP.ETR	Price	Individual	0	0	20.12%	0	0	Sap Se	Trade	_ Buy
2025/02/28	CFR.SWX	Price	Individual	170	100	52.47%	350	75	Compagnie Financiere Richemont Sa	Trade	_ Sell
2025/02/28	EUZ.ETR	Price	Individual	170	0	45.15%	240	50	Eckert & Ziegler Strahlen Und Medi	Trade	_ Buy
2025/02/28	GALE.SWX	Price	Individual	0	98	5.28%	100	0	Galenica Ag	Trade	_ Sell
2025/02/28	SGKN.SWX	Price	Individual	170	95	12.86%	375	90	St.Galler Kantonalbank Ag	Trade	_ Sell
2025/02/28	BAJFINANCE.	Price	Individual	170	98	25.99%	370	90	Bajaj Finance Limited	Trade	_ Sell
2025/02/28	CFR	Price	Individual	170	99	51.82%	370	90	Compagnie Fin Richemont	Trade	_ Sell

Wednesday, 19 March 2025				Daily TradeGuidance					 THE TRADINGFOREST thetradingforest.com		
Date	Code_A	Code_B	Strategy	Factor_324	Defcon_ Index	Mom_75 (days)	Wise_Owl	Wise_Owl (Rnk)	Name of Instrument	Caterpillar_ Guidance	Trade_Rating (Guidance)
2025/02/14	CAH.NYS	Price	Individual	85	97	13.84%	220	50	Cardinal Health	Trade	_ Sell
2025/02/14	DAL.NYS	Price	Individual	0	0	18.08%	0	0	Delta Air Lines	Trade	_ Buy
2025/02/14	NPK.NYS	Price	Individual	170	100	33.25%	350	75	National Presto Industries Inc.	Trade	_ Sell
2025/02/14	PDCO.NAS	Price	Individual	170	94	44.46%	375	90	Patterson Companies	Trade	_ Sell
2025/02/14	ECN.TSX	Price	Individual	170	95	53.18%	340	75	ECN Capital Corp.	Trade	_ Sell
2025/02/14	NARI.NAS	Price	Individual	170	100	87.81%	390	90	Inari Medical Inc.	Trade	_ Sell
2025/02/14	NTES.NAS	Price	Individual	170	0	27.65%	280	50	NetEase Inc	Trade	_ Buy
2025/02/14	VRSN.NAS	Price	Individual	170	100	28.02%	400	100	Verisign	Trade	_ Sell
2025/02/14	FGT.LSE	Price	Individual	170	98	10.01%	320	60	Finsbury Growth & Income Trust	Trade	_ Sell
2025/02/14	SGE.LSE	Price	Individual	170	98	30.45%	340	75	Sage Group Plc	Trade	_ Sell
2025/02/14	DLG.LSE	Price	Individual	170	100	58.81%	350	75	Direct Line Insurance Group Plc	Trade	_ Sell
2025/02/14	CFR.SWX	Price	Individual	170	100	42.30%	400	100	Compagnie Financiere Richemont Sa	Trade	_ Sell
2025/02/14	SGKN.SWX	Price	Individual	170	93	8.08%	345	75	St.Galler Kantonalbank Ag	Trade	_ Sell
2025/02/14	MOBN.SWX	Price	Individual	170	100	15.50%	350	75	Mobimo Holding Ag	Trade	_ Sell
2025/02/14	SPNO.CSE	Price	Individual	170	100	52.25%	340	75	Spar Nord Bank	Trade	_ Sell
2025/02/14	SANOMA.HEL	Price	Individual	170	100	25.83%	370	90	Sanofi Sa	Trade	_ Sell
2025/02/14	TEMN.SWX	Price	Individual	170	93	24.88%	375	90	Temenos Ag	Trade	_ Sell
2025/02/14	WDS.ASX	Price	Individual	170	96	16.33%	340	75	Woodside Energy Group Ltd	Trade	_ Sell
2025/02/14	CFR	Price	Individual	170	100	43.01%	390	90	Compagnie Fin Richemont	Trade	_ Sell
2025/01/24	ALK.NYS	Price	Individual	170	100	64.43%	350	75	Alaska Air Group	Trade	_ Sell

Guidance to understanding our "Proprietary Signals and Reports"



Our Trading Reports are comprehensive and detailed - visit our Educational Library of videos at "[TheTradingForest.com](https://www.thetradingforest.com)" [for premium members] for a detailed explanation of our approach to trading.

Summary of our Analysis

Contribution to the Trade Decision

Guided Factor

This places the time frame of the current trade into perspective - our leading indicators have brought this trade to your attention. You will be guided by the 9day vs 21day, 33 day and 66 day. **From a practical perspective once you see a "guided factor of either a 33 day or 66 day" you actually relax and plan your trade !**

Ascendant Guidance

There are two forms of "Risk" - **Uncertainty** and **Exposure** ! The Ascendant Guidance focuses on the uncertainty part of the trade. We recommend that until a trader understands their own risk tolerance level only trades with an Ascendant Guidance levels of **Trade** and or **Research** are considered.

Wise_Owl (Rnk)

Focus on "**Wise_Owl(Rnk)**" levels of closer to 90 & 100 - the "**Wise_Owl(Rnk)**" needed to have a value of **90** and above at least within the last five to seven trading days of the "trade alert signal - panda signals".

Trade_Rating Guidance

There is no substitute for **Quality** - only consider Trades with a "**Trade_rating (Guidance)**" of **AA** & **AAA** within the last five to 7 trading days of the "**trade alert signal - panda signals**".

Guidance to understanding our "Proprietary Signals and Reports"



Defcon_Index



Get a decent understanding of the "**current form**" of the variable - how close are the values to either the minimum or maximum values. Be guided by the "**Defcon_Index**". Values of **> 95 are recommended for Sell Signals** and Values of **<-95 are recommended for Buy signals**.

324_Factor



Manipulate the "**odds in your favour**" - Search and Research the trades that have a 324_Factor of **+170 for a sell signal** and **- 170 for a buy signal**.

Margin of Safety and
75_Day_
Mom



Reaching the pinnacle of any challenge is about "small margins" and making the correct informed decisions. The relationship between the "**Margin of Safety**" and "**75_Day_Mom**" allows us to review the trade from a performance and risk perspective.

Understanding the
"short-term noise"



Is the current "**Trend**" still intact ? Or can we : be guided by the "**Trendsum**" to start analysing technical indicators. Look for a declining "**Trendsum**" for a **sell signal** and an increasing value of the "Trendsum" for a **buy signal**.

Let's talk about
Technicals



Once you are confident that you have a decent understanding of all the variables, use the "**Guided_Factor**" as a "compass" in finding your true north in selecting the timing of your open strategy by selecting appropriate **shorter-term technical indicators**.



Conclusion : We start our analysis, by trying to understand the trade with a **longer-term Technical Guidance** indicator and we plan our execution, using the **shorter-term Techninal Analysis indicators**.

THE TRADING PYRAMID

Path to Synergy in Your Trading



Summary of Contents

Name of Variable	Type of Variable	Decision Based / Contribution
Guided_Factor	Momentum : Variable	"Bigger Picture " - Gives the Trader a time perspective.
Ascendant Guidance	Risk : Variable	Don't attempt trades outside your Risk Tolerance levels.
Wise_Owl(Rnk)	Risk : Variable	Sum of the parts analysis - we have done the "maths" - Quality of the trade.
Trade_Rating Guidance	Momentum : Variable	Combining Risk and Momentum.
Caterpillar_Guidance	Quantitative Variable	Understanding the "Trend" of the price series variable.
Defcon_Index	Risk : Variable	Looking at the "bigger picture" in terms of the price performance over a longer-term perspective.
324_Factor	Quantitative Variable	Measuring the strength and direction of the price series.
Margin of Safety	Risk : Variable	Creating a "buffer in your trade".
75_Day Momentum	Risk : Variable	Undertanding the medium-term performance of the price series.
Trendsum	Quantitative Variable	How strong is the short-term trend ?
Let's talk Technicals	Technical Analysis	Plan your entry with the help of the "Guided_Factor" and Technical indicators of your choice.

14 STEP TRADING CHECKLIST

Ascendant Path

1

☐

Guided Factor

2

☐

Momentum Days

3

☐

The_Wise_Owl Rank

4

☐

Trade_Rating Guidance

5

☐

CaterPillar_Guidance

6

☐

Defon_Index

7

☐

Defon_Index_Guidance

8

☐

Factor_324

9

☐

324_Factor_Guidance

10

☐

75_Day_Momentum Value

11

☐

Trendsum

12

☐

Medium-Term Technical Indicators : 9day vs 21 day
& 21day Moving Average

13

☐

Longer-Term Technical Indicators : 33 day & 66 day
Moving Average

14

☐

TRADING IS LIKE A GAME OF CARDS

We can't undo a previous trade,
but we *can* aim to make the next trade better.



ASCENDANT GUIDANCE



CATERPILLAR GUIDANCE



S
e
l
l

NARI.NAS

Inari Medical Inc.

Health Care

Health Care Equipment

New York

Market Cap : (B)2 907

Price

Price

Individual Instrument

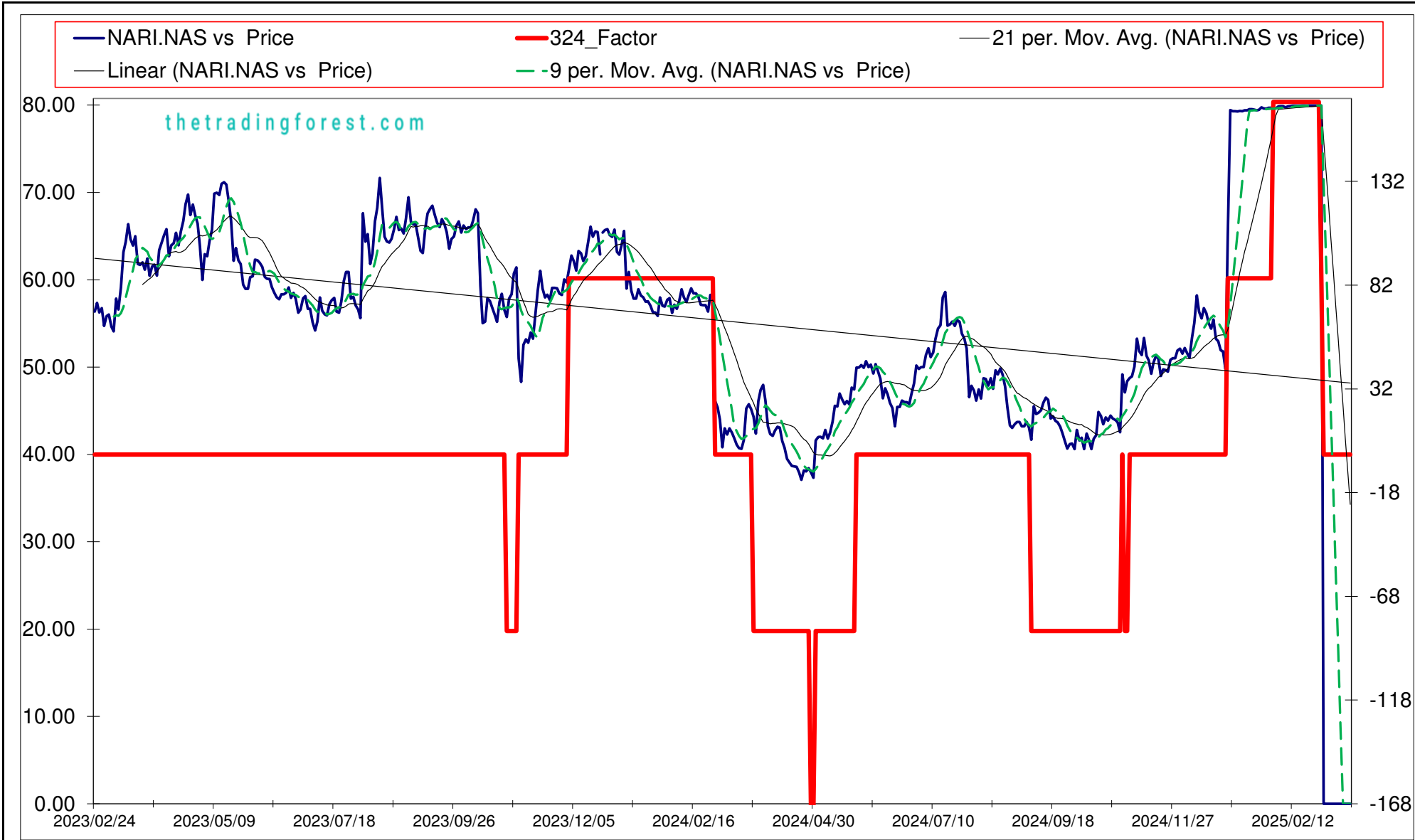
Individual Instrument

Individual InstrumentMarket Cap : (B)0

Follow the " 3day to 5day waiting period " before entering the trade : understand the Graph, Trend and Variables

Plan your enrty levels. Focus on the process not the outcome. Expect further short-term deviation from the trade signal. "Patience"

-5.595														3.283		-0.587	
Date	Price or Relative Price	Short_Term_ Radar	Medium_ Term_Radar	Caterpillar_ %	Wise_ Owl(Rnk)	324_Factor	Factor_324	Defcon _Index	Defcon _Index_Trade	Margin of Safety	75_Day_Mom	Trade_Rating (Guidance)	Trendsum				
2025/01/22	79.420	No Trade	No Trade	99.48%	50	Research	85	100	Research Defon Sell	53.31%	90.87%	A	7				
2025/01/23	79.460	No Trade	No Trade	99.61%	50	Research	85	100	Research Defon Sell	53.38%	89.55%	A	7				
2025/01/24	79.740	No Trade	No Trade	100.00%	50	Research	85	100	Research Defon Sell	53.91%	96.31%	A	10				
2025/01/27	79.620	No Trade	No Trade	99.54%	50	Research	85	100	Research Defon Sell	53.67%	87.78%	A	12				
2025/01/28	79.600	No Trade	No Trade	99.46%	50	Research	85	100	Research Defon Sell	53.62%	90.93%	A	13				
2025/01/29	79.700	No Trade	No Trade	99.81%	50	Research	85	100	Research Defon Sell	53.81%	96.16%	A	14				
2025/01/30	79.690	No Trade	No Trade	99.76%	50	Research	85	100	Research Defon Sell	53.78%	90.65%	A	12				
2025/01/31	79.670	No Trade	No Trade	99.68%	90	Research	170	100	Research Defon Sell	53.74%	88.79%	AAA	11				
2025/02/03	79.620	No Trade	No Trade	99.47%	90	Research	170	100	Research Defon Sell	53.63%	77.49%	AAA	12				
2025/02/04	79.850	No Trade	No Trade	100.00%	90	Research	170	100	Research Defon Sell	54.06%	79.84%	AAA	15				
2025/02/05	79.890	No Trade	No Trade	100.00%	90	Research	170	100	Research Defon Sell	54.14%	83.78%	AAA	19				
2025/02/06	79.870	No Trade	No Trade	99.92%	90	Research	170	100	Research Defon Sell	54.09%	80.58%	AAA	23				
2025/02/07	79.760	No Trade	No Trade	99.52%	90	Research	170	100	Research Defon Sell	53.87%	81.81%	AAA	24				
2025/02/10	79.860	No Trade	No Trade	99.84%	90	Research	170	100	Research Defon Sell	54.05%	79.70%	AAA	24				
2025/02/11	79.880	No Trade	No Trade	99.90%	90	Research	170	100	Research Defon Sell	54.08%	81.09%	AAA	22				
2025/02/12	79.920	No Trade	No Trade	100.00%	90	Research	170	100	Research Defon Sell	54.16%	81.80%	AAA	25				
2025/02/13	79.930	No Trade	No Trade	100.00%	90	Research	170	100	Research Defon Sell	54.17%	82.91%	AAA	28				
2025/02/14	79.930	No Trade	No Trade	99.99%	90	Research	170	100	Research Defon Sell	54.16%	87.81%	AAA	29				
2025/02/17	79.930	No Trade	No Trade	99.96%	90	Research	170	100	Research Defon Sell	54.15%	62.53%	AAA	30				
2025/02/18	79.970	No Trade	No Trade	100.00%	100	Research	170	100	Research Defon Sell	54.22%	69.79%	AAA	32				
2025/02/19	79.970	No Trade	No Trade	99.99%	100	Research	170	100	Research Defon Sell	54.21%	65.23%	AAA	32				
2025/02/20	79.970	No Trade	No Trade	99.98%	100	Research	170	100	Research Defon Sell	54.21%	64.07%	AAA	34				
2025/02/21	79.970	No Trade	No Trade	99.97%	100	Research	170	100	Research Defon Sell	54.20%	63.44%	AAA	36				
2025/02/24	79.970	No Trade	No Trade	99.94%	100	Research	170	100	Research Defon Sell	54.19%	59.78%	AAA	35				
2025/02/25	79.970	No Trade	No Trade	99.93%	100	Research	170	100	Research Defon Sell	54.18%	50.12%	AAA	31				
2025/02/26	79.970	No Trade	No Trade	99.92%	90	Research	170	100	Research Defon Sell	54.17%	54.26%	AAA	27				
2025/02/27	79.970	No Trade	No Trade	99.91%	90	Research	170	100	Research Defon Sell	54.17%	55.61%	AAA	24				
2025/02/28	79.970	Sell_Panda_ST	No Trade	99.90%	50	Research	85	100	Research Defon Sell	54.16%	49.90%	A	19				
2025/03/03	0.000	No Trade	No Trade	100.00%	#DIV/0!	Absolutely No	0	#DIV/0!	#DIV/0!	-100.00%	-100.00%	#DIV/0!	13				
2025/03/04	0.000	No Trade	No Trade	100.00%	#DIV/0!	Absolutely No	0	#DIV/0!	#DIV/0!	-100.00%	-100.00%	#DIV/0!	9				
2025/03/05	0.000	No Trade	No Trade	100.00%	#DIV/0!	Absolutely No	0	#DIV/0!	#DIV/0!	-100.00%	-100.00%	#DIV/0!	4				
2025/03/06	0.000	No Trade	No Trade	100.00%	#DIV/0!	Absolutely No	0	#DIV/0!	#DIV/0!	-100.00%	-100.00%	#DIV/0!	0				
2025/03/07	0.000	No Trade	No Trade	100.00%	#DIV/0!	Absolutely No	0	#DIV/0!	#DIV/0!	-100.00%	-100.00%	#DIV/0!	-3				
2025/03/10	0.000	No Trade	No Trade	100.00%	#DIV/0!	Absolutely No	0	#DIV/0!	#DIV/0!	-100.00%	-100.00%	#DIV/0!	-6				
2025/03/11	0.000	No Trade	No Trade	100.00%	#DIV/0!	Absolutely No	0	#DIV/0!	#DIV/0!	-100.00%	-100.00%	#DIV/0!	-10				
2025/03/12	0.000	No Trade	No Trade	100.00%	#DIV/0!	Absolutely No	0	#DIV/0!	#DIV/0!	-100.00%	-100.00%	#DIV/0!	-14				
2025/03/13	0.000	No Trade	No Trade	100.00%	#DIV/0!	Absolutely No	0	#DIV/0!	#DIV/0!	-100.00%	-100.00%	#DIV/0!	-18				
2025/03/14	0.000	No Trade	No Trade	100.00%	#DIV/0!	Absolutely No	0	#DIV/0!	#DIV/0!	-100.00%	-100.00%	#DIV/0!	-22				
2025/03/17	0.000	No Trade	No Trade	100.00%	#DIV/0!	Absolutely No	0	#DIV/0!	#DIV/0!	-100.00%	-100.00%	#DIV/0!	-25				
2025/03/18	0.000	No Trade	No Trade	100.00%	#DIV/0!	Absolutely No	0	#DIV/0!	#DIV/0!	-100.00%	-100.00%	#DIV/0!	-27				



Date	9_day	9 vs 21_day	33_day
2025/01/29	Buy_9day	Buy 9 vs 21	Buy 33_Day
2025/01/30	Buy_9day	Buy 9 vs 21	Buy 33_Day
2025/01/31	Buy_9day	Buy 9 vs 21	Buy 33_Day
2025/02/03	Buy_9day	Buy 9 vs 21	Buy 33_Day
2025/02/04	Buy_9day	Buy 9 vs 21	Buy 33_Day
2025/02/05	Buy_9day	Buy 9 vs 21	Buy 33_Day
2025/02/06	Buy_9day	Buy 9 vs 21	Buy 33_Day
2025/02/07	Buy_9day	Buy 9 vs 21	Buy 33_Day
2025/02/10	Buy_9day	Buy 9 vs 21	Buy 33_Day
2025/02/11	Buy_9day	Buy 9 vs 21	Buy 33_Day
2025/02/12	Buy_9day	Buy 9 vs 21	Buy 33_Day
2025/02/13	Buy_9day	Buy 9 vs 21	Buy 33_Day
2025/02/14	Buy_9day	Buy 9 vs 21	Buy 33_Day
2025/02/17	Buy_9day	Buy 9 vs 21	Buy 33_Day
2025/02/18	Buy_9day	Buy 9 vs 21	Buy 33_Day
2025/02/19	Buy_9day	Buy 9 vs 21	Buy 33_Day
2025/02/20	Buy_9day	Buy 9 vs 21	Buy 33_Day
2025/02/21	Buy_9day	Buy 9 vs 21	Buy 33_Day
2025/02/24	Buy_9day	Buy 9 vs 21	Buy 33_Day
2025/02/25	Buy_9day	Buy 9 vs 21	Buy 33_Day
2025/02/26	Buy_9day	Buy 9 vs 21	Buy 33_Day
2025/02/27	Buy_9day	Buy 9 vs 21	Buy 33_Day
2025/02/28	Sell_9day	Buy 9 vs 21	Buy 33_Day
2025/03/03	Sell_9day	Sell 9 vs 21	Sell 33_Day
2025/03/04	Sell_9day	Sell 9 vs 21	Sell 33_Day
2025/03/05	Sell_9day	Sell 9 vs 21	Sell 33_Day
2025/03/06	Sell_9day	Sell 9 vs 21	Sell 33_Day
2025/03/07	Sell_9day	Sell 9 vs 21	Sell 33_Day
2025/03/10	Sell_9day	Sell 9 vs 21	Sell 33_Day
2025/03/11	Sell_9day	Sell 9 vs 21	Sell 33_Day
2025/03/12	Sell_9day	Sell 9 vs 21	Sell 33_Day
2025/03/13	Sell_9day	Sell 9 vs 21	Sell 33_Day
2025/03/14	Sell_9day	Sell 9 vs 21	Sell 33_Day
2025/03/17	Sell_9day	Sell 9 vs 21	Sell 33_Day
2025/03/18	Sell_9day	Sell 9 vs 21	Sell 33_Day

Strategy Universe		NYSE	Ascendant guidance		Trade	Strategy_Open Date	2025/02/28	Caterpillar Guidance	Trade	
<div><div><div><div><div><div></div><div></div><div></div></div><div><div></div><div></div><div></div></div><div><div></div><div></div><div></div></div></div><div><div></div><div></div><div></div></div><div><div></div><div></div><div></div></div><div><div></div><div></div><div></div></div></div><div><div></div><div></div><div></div></div><div><div></div><div></div><div></div></div><div><div></div><div></div><div></div></div></div><div><div></div><div></div><div></div></div><div><div></div><div></div><div></div></div><div><div></div><div></div><div></div></div></div> <div><div></div><div></div><div></div></div> <div><div></div><div></div><div></div></div> <div><div></div><div></div><div></div></div> <div><div></div><div></div><div></div></div> <div><div></div><div></div><div></div></div> <div><div></div><div></div><div></div></div> <div><div></div><div></div><div></div></div> <div><div></div><div></div><div></div></div> <div><div></div><div></div><div></div></div> <div><div></div><div></div><div></div></div> <div><div></div><div></div><div></div></div> <div><div></div><div></div><div></div></div> <div><div></div><div></div><div></div></div> <div><div></div><div></div><div></div></div> <div><div></div><div></div><div></div></div> <div><div></div><div></div><div></div></div> <div><div></div><div></div><div></div></div> <div><div></div><div></div><div></div></div> <div><div></div><div></div><div></div></div> <div><div></div><div></div><div></div></div> <div><div></div><div></div><div></div></div> <div><div></div><div></div><div></div></div> <div><div></div><div></div><div></div></div> <div><div></div><div></div><div></div></div> <div><div></div><div></div><div></div></div> <div><div></div><div></div><div></div></div> <div><div></div><div></div><div></div></div> <div><div></div><div></div><div></div></div> <div><div></div><div></div><div></div></div> <div><div></div><div></div><div></div></div> <div><div></div><div></div><div></div></div> <div><div></div><div></div><div></div></div> <div><div></div><div></div><div></div></div> <div><div></div><div></div><div></div></div> <div><div></div><div></div><div></div></div> <div><div></div><div></div><div></div></div> <div><div></div><div></div><div></div></div> <div><div></div><div></div><div></div></div> <div><div></div><div></div><div></div></div> <div><div></div><div></div><div></div></div> <div><div></div><div></div><div></div></div> <div><div></div><div></div><div></div></div> <div><div></div><div></div><div></div></div> <div><div></div><div></div><div></div></div> <div><div></div><div></div><div></div></div> <div><div></div><div></div><div></div></div> <div><div></div><div></div><div></div></div> <div><div></div><div></div><div></div></div> <div><div></div><div></div><div></div></div> <div><div></div><div></div><div></div></div> <div><div></div><div></div><div></div></div> <div><div></div><div></div><div></div></div> <div><div></div><div></div><div></div></div> <div><div></div><div></div><div></div></div> <div><div></div><div></div><div></div></div> <div><div></div><div></div><div></div></div> <div><div></div><div></div><div></div></div> <div><div></div><div></div><div></div></div> <div><div></div><div></div><div></div></div> <div><div></div><div></div><div></div></div> <div><div></div><div></div><div></div></div> <div><div></div><div></div><div></div></div> <div><div></div><div></div><div></div></div> <div><div></div><div></div><div></div></div> <div><div></div><div></div><div></div></div> <div><div></div><div></div><div></div></div> <div><div></div><div></div><div></div></div> <div><div></div><div></div><div></div></div> <div><div></div><div></div><div></div></div> <div><div></div><div></div><div></div></div> <div><div></div><div></div><div></div></div> <div><div></div><div></div><div></div></div> <div><div></div><div></div><div></div></div> <div><div></div><div></div><div></div></div> <div><div></div><div></div><div></div></div> <div><div></div><div></div><div></div></div> <div><div></div><div></div><div></div></div> <div><div></div><div></div><div></div></div> <div><div></div><div></div><div></div></div> <div><div></div><div></div><div></div></div> <div><div></div><div></div><div></div></div> <div><div></div><div></div><div></div></div> <div><div></div><div></div><div></div></div> <div><div></div><div></div><div></div></div> <div><div></div><div></div><div></div></div> <div><div></div><div></div><div></div></div> <div><div></div><div></div><div></div></div> <div><div></div><div></div><div></div></div> <div><div></div><div></div><div></div></div> <div><div></div><div></div><div></div></div> <div><div></div><div></div><div></div></div> <div><div></div><div></div><div></div></div> <div><div></div><div></div><div></div></div> <div><div></div><div></div><div></div></div> <div><div></div><div></div><div></div></div> <div><div></div><div></div><div></div></div> <div><div></div><div></div><div></div></div> <div><div></div><div></div><div></div></div> <div><div></div><div></div><div></div></div> <div><div></div><div></div><div></div></div> <div><div></div><div></div><div></div></div> <div><div></div><div></div><div></div></div> <div><div></div><div></div><div></div></div> <div><div></div><div></div><div></div></div> <div><div></div><div></div><div></div></div> <div><div></div><div></div><div></div></div> <div><div></div><div></div><div></div></div> <div><div></div><div></div><div></div></div> <div><div></div><div></div><div></div></div> <div><div></div><div></div><div></div></div> <div><div></div><div></div><div></div></div> <div><div></div><div></div><div></div></div> <div><div></div><div></div><div></div></div> <div><div></div><div></div><div></div></div> <div><div></div><div></div><div></div></div> <div><div></div><div></div><div></div></div> <div><div></div><div></div><div></div></div> <div><div></div><div></div><div></div></div> <div><div></div><div></div><div></div></div> <div><div></div><div></div><div></div></div> <div><div></div><div></div><div></div></div> <div><div></div><div></div><div></div></div> <div><div></div><div></div><div></div></div> <div><div></div><div></div><div></div></div> <div><div></div><div></div><div></div></div> <div><div></div><div></div><div></div></div> <div><div></div><div></div><div></div></div> <div><div></div><div></div><div></div></div> <div><div></div><div></div><div></div></div> <div><div></div><div></div><div></div></div> <div><div></div><div></div><div></div></div> <div><div></div><div></div><div></div></div> <div><div></div><div></div><div></div></div> <div><div></div><div></div><div></div></div> <div><div></div><div></div><div></div></div> <div><div></div><div></div><div></div></div> <div><div></div><div></div><div></div></div> <div><div></div><div></div><div></div></div> <div><div></div><div></div><div></div></div> <div><div></div><div></div><div></div></div> <div><div></div><div></div><div></div></div> <div><div></div><div></div><div></div></div> <div><div></div><div></div><div></div></div> <div><div></div><div></div><div></div></div> <div><div></div><div></div><div></div></div> <div><div></div><div></div><div></div></div> <div><div></div><div></div><div></div></div> <div><div></div><div></div><div></div></div> <div><div></div><div></div><div></div></div> <div><div></div><div></div><div></div></div> <div><div></div><div></div><div></div></div> <div><div></div><div></div><div></div></div> <div><div></div><div></div><div></div></div> <div><div></div><div></div><div></div></div> <div><div></div><div></div><div></div></div> <div><div></div><div></div><div></div></div> <div><div></div><div></div><div></div></div> <div><div></div><div></div><div></div></div> <div><div></div><div></div><div></div></div> <div><div></div><div></div><div></div></div> <div><div></div><div></div><div></div></div> <div><div></div><div></div><div></div></div> <div><div></div><div></div><div></div></div> <div><div></div><div></div><div></div></div> <div><div></div><div></div><div></div></div> <div><div></div><div></div><div></div></div> <div><div></div><div></div><div></div></div> <div><div></div><div></div><div></div></div> <div><div></div><div></div><div></div></div> <div><div></div><div></div><div></div></div> <div><div></div><div></div><div></div></div> <div><div></div><div></div><div></div></div> <div><div></div><div></div><div></div></div> <div><div></div><div></div><div></div></div> <div><div></div><div></div><div></div></div> <div><div></div><div></div><div></div></div> <div><div></div><div></div><div></div></div> <div><div></div><div></div><div></div></div> <div><div></div><div></div><div></div></div> <div><div></div><div></div><div></div></div> <div><div></div><div></div><div></div></div> <div><div></div><div></div><div></div></div> <div><div></div><div></div><div></div></div> <div><div></div><div></div><div></div></div> <div><div></div><div></div><div></div></div> <div><div></div><div></div><div></div></div> <div><div></div><div></div><div></div></div> <div><div></div><div></div><div></div></div> <div><div></div><div></div><div></div></div> <div><div></div><div></div><div></div></div> <div><div></div><div></div><div></div></div> <div><div></div><div></div><div></div></div> <div><div></div><div></div><div></div></div> <div><div></div><div></div><div></div></div> <div><div></div><div></div><div></div></div> <div><div></div><div></div><div></div></div> <div><div></div><div></div><div></div></div> <div><div></div><div></div><div></div></div> <div><div></div><div></div><div></div></div> <div><div></div><div></div><div></div></div> <div><div></div><div></div><div></div></div> <div><div></div><div></div><div></div></div> <div><div></div><div></div><div></div></div> <div><div></div><div></div><div></div></div> <div><div></div><div></div><div></div></div> <div><div></div><div></div><div></div></div> <div><div></div><div></div><div></div></div> <div><div></div><div></div><div></div></div> <div><div></div><div></div><div></div></div> <div><div></div><div></div><div></div></div> <div><div></div><div></div><div></div></div> <div><div></div><div></div><div></div></div> <div><div></div><div></div><div></div></div> <div><div></div><div></div><div></div></div> <div><div></div><div></div><div></div></div> <div><div></div><div></div><div></div></div> <div><div></div><div></div><div></div></div> <div><div></div><div></div><div></div></div> <div><div></div><div></div><div></div></div> <div><div></div><div></div><div></div></div> <div><div></div><div></div><div></div></div> <div><div></div><div></div><div></div></div> <div><div></div><div></div><div></div></div> <div><div></div><div></div><div></div></div> <div><div></div><div></div><div></div></div> <div><div></div><div></div><div></div></div> <div><div></div><div></div><div></div></div> <div><div></div><div></div><div></div></div> <div><div></div><div></div><div></div></div> <div><div></div><div></div><div></div></div> <div><div></div><div></div><div></div></div> <div><div></div><div></div><div></div></div> <div><div></div><div></div><div></div></div> <div><div></div><div></div><div></div></div> <div><div></div><div></div><div></div></div> <div><div></div><div></div><div></div></div> <div><div></div><div></div><div></div></div> <div><div></div><div></div><div></div></div> <div><div></div><div></div><div></div></div> <div><div></div><div></div><div></div></div> <div><div></div><div></div><div></div></div> <div><div></div><div></div><div></div></div> <div><div></div><div></div><div></div></div> <div><div></div><div></div><div></div></div> <div><div></div><div></div><div></div></div> <div><div></div><div></div><div></div></div> <div><div></div><div></div><div></div></div> <div><div></div><div></div><div></div></div> <div><div></div><div></div><div></div></div> <div><div></div><div></div><div></div></div> <div><div></div><div></div><div></div></div> <div><div></div><div></div><div></div></div> <div><div></div><div></div><div></div></div> <div><div></div><div></div><div></div></div> <div><div></div><div></div><div></div></div> <div><div></div><div></div><div></div></div> <div><div></div><div></div><div></div></div> <div><div></div><div></div><div></div></div> <div><div></div><div></div><div></div></div> <div><div></div><div></div><div></div></div> <div><div></div><div></div><div></div></div> <div><div></div><div></div><div></div></div> <div><div></div><div></div><div></div></div> <div><div></div><div></div><div></div></div> <div><div></div><div></div><div></div></div> <div><div></div><div></div><div></div></div> <div><div></div><div></div><div></div></div> <div><div></div><div></div><div></div></div> <div><div></div><div></div><div></div></div> <div><div></div><div></div><div></div></div> <div><div></div><div></div><div></div></div> <div><div></div><div></div><div></div></div> <div><div></div><div></div><div></div></div> <div><div></div><div></div><div></div></div> <div><div></div><div></div><div></div></div> <div><div></div><div></div><div></div></div> <div><div></div><div></div><div></div></div> <div><div></div><div></div><div></div></div> <div><div></div><div></div><div></div></div> <div></div>										

S
e
l
l

V.NYS
Visa Inc.
Technology
IT Services
New York

Follow the " 3day to 5day waiting period " before entering the trade : understand the Graph, Trend and Variables

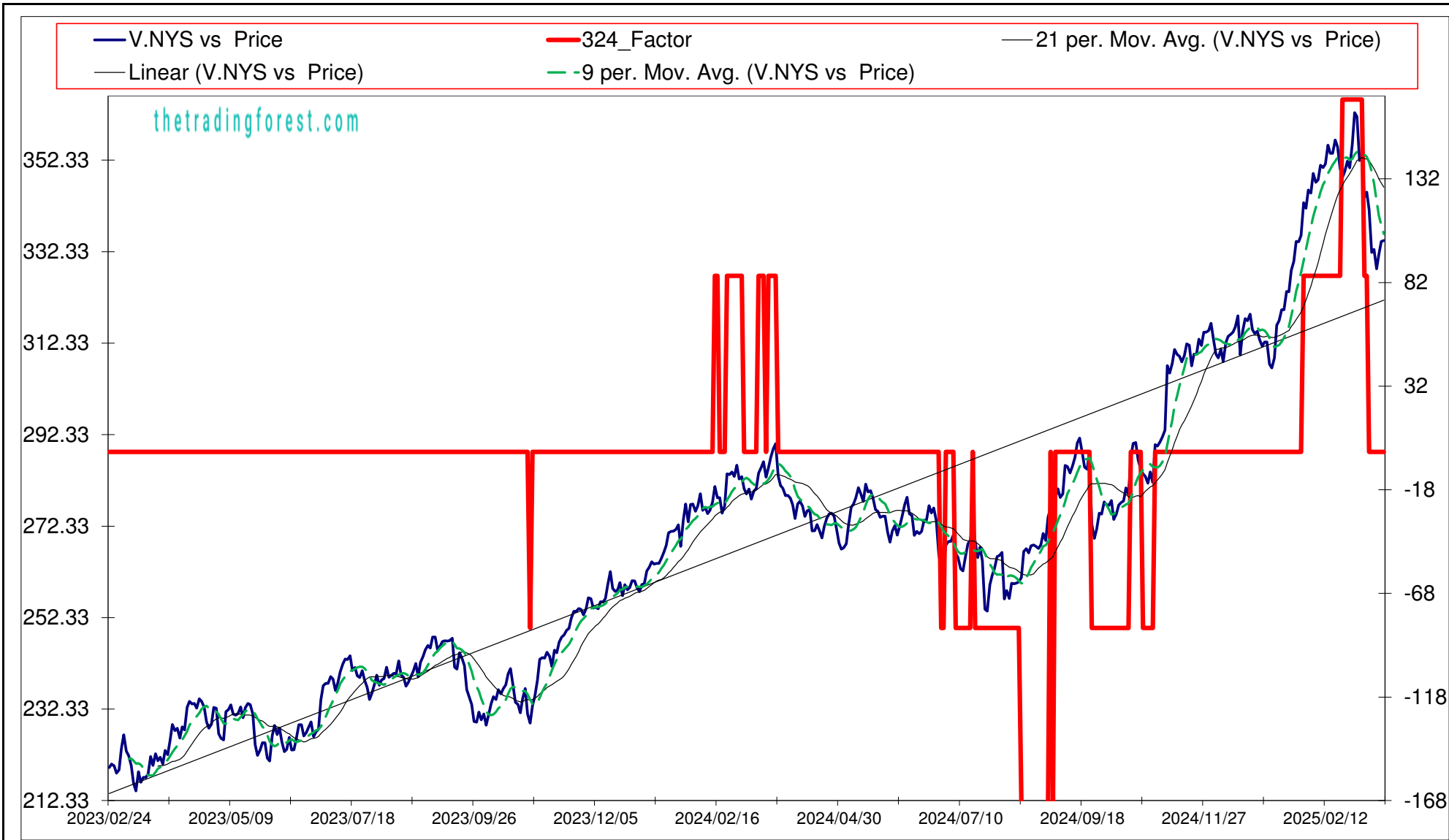
Market Cap : (B)535 574

Price
Price
Individual Instrument
Individual Instrument
Individual Instrument

Plan your enrty levels. Focus on the process not the outcome. Expect further short-term deviation from the trade signal. "Patience"

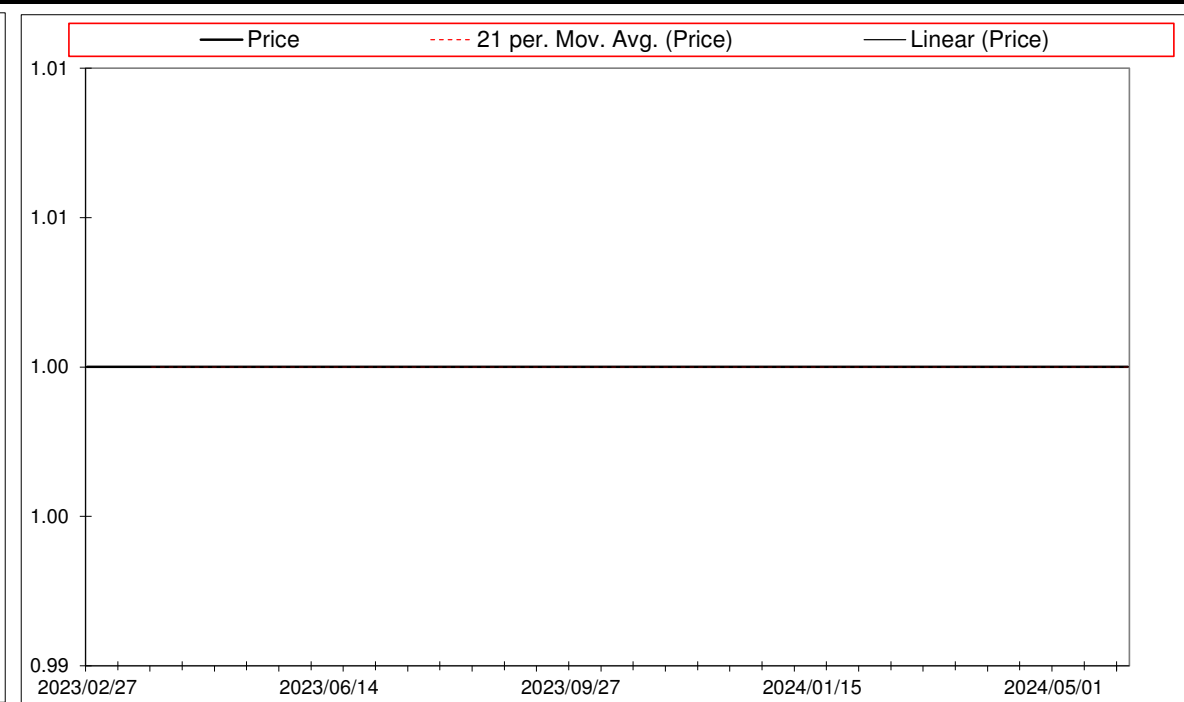
Market Cap : (B)0

-2.28950.249-21.951														
Date	Price or Relative Price	Short_Term_ Radar	Medium_ Term_Radar	Caterpillar_ %	Wise_ Owl(Rnk)	324_Factor	Factor_324	Defcon _Index	Defcon _Index_Trade	Margin of Safety	75_Day_Mom	Trade_Rating (Guidance)	Trendsum	
2025/01/22	323.560	No Trade	No Trade	25.80%	0	Absolutely No	0	100	Research Defon Sell	2.15%	16.87%	C	3	
2025/01/23	328.210	No Trade	No Trade	42.77%	0	Absolutely No	0	100	Research Defon Sell	3.57%	18.09%	C	7	
2025/01/24	330.200	No Trade	No Trade	49.68%	0	Absolutely No	0	100	Research Defon Sell	4.14%	20.60%	C	10	
2025/01/27	334.540	No Trade	No Trade	64.19%	0	Absolutely No	0	100	Research Defon Sell	5.35%	21.67%	C	13	
2025/01/28	334.480	No Trade	No Trade	63.33%	0	Absolutely No	0	100	Research Defon Sell	5.28%	20.78%	C	16	
2025/01/29	335.880	No Trade	No Trade	67.98%	0	Absolutely No	0	100	Research Defon Sell	5.67%	21.05%	C	18	
2025/01/30	343.050	No Trade	No Trade	94.38%	50	Research	85	100	Research Defon Sell	7.87%	23.47%	A	20	
2025/01/31	341.800	No Trade	No Trade	89.02%	50	Research	85	100	Research Defon Sell	7.43%	21.78%	A	23	
2025/02/03	345.820	No Trade	No Trade	100.00%	50	Research	85	100	Research Defon Sell	8.53%	23.82%	A	27	
2025/02/04	345.150	No Trade	No Trade	96.90%	50	Research	85	100	Research Defon Sell	8.26%	20.04%	A	30	
2025/02/05	349.440	No Trade	No Trade	100.00%	60	Research	85	100	Research Defon Sell	9.55%	20.33%	A	31	
2025/02/06	347.480	No Trade	No Trade	93.00%	60	Research	85	99	Research Defon Sell	8.89%	19.57%	A	32	
2025/02/07	348.020	No Trade	No Trade	94.20%	60	Research	85	100	Research Defon Sell	9.00%	21.32%	A	32	
2025/02/10	351.230	No Trade	No Trade	100.00%	60	Research	85	100	Research Defon Sell	9.84%	23.33%	A	33	
2025/02/11	350.720	No Trade	No Trade	97.83%	60	Research	85	100	Research Defon Sell	9.63%	23.60%	A	35	
2025/02/12	351.490	No Trade	No Trade	99.72%	60	Research	85	100	Research Defon Sell	9.81%	24.10%	A	37	
2025/02/13	355.630	No Trade	No Trade	100.00%	60	Research	85	100	Research Defon Sell	11.05%	26.23%	A	39	
2025/02/14	353.810	No Trade	No Trade	94.36%	60	Research	85	99	Research Defon Sell	10.43%	24.50%	A	41	
2025/02/17	353.810	No Trade	No Trade	92.88%	60	Research	85	99	Research Defon Sell	10.27%	25.52%	A	42	
2025/02/18	356.730	No Trade	No Trade	100.00%	60	Research	85	100	Research Defon Sell	11.12%	22.94%	A	44	
2025/02/19	355.230	No Trade	No Trade	95.31%	60	Research	85	100	Research Defon Sell	10.60%	22.56%	A	44	
2025/02/20	350.490	No Trade	No Trade	81.55%	50	Research	85	98	Research Defon Sell	9.07%	20.55%	B	42	
2025/02/21	348.530	Sell_Panda_ST	No Trade	75.58%	90	Research	170	98	Research Defon Sell	8.41%	19.42%	AAA	39	
2025/02/24	349.860	Sell_Panda_ST	No Trade	77.86%	90	Research	170	98	Research Defon Sell	8.66%	19.29%	AAA	33	
2025/02/25	352.090	Sell_Panda_ST	No Trade	83.60%	90	Research	170	99	Research Defon Sell	9.30%	14.54%	AAA	27	
2025/02/26	350.630	Sell_Panda_ST	No Trade	79.04%	90	Research	170	98	Research Defon Sell	8.79%	14.66%	AAA	23	
2025/02/27	355.740	No Trade	No Trade	92.81%	90	Research	170	100	Research Defon Sell	10.32%	15.55%	AAA	19	
2025/02/28	362.710	No Trade	No Trade	100.00%	90	Research	170	100	Research Defon Sell	12.43%	16.66%	AAA	20	
2025/03/03	361.820	No Trade	No Trade	96.45%	90	Research	170	100	Research Defon Sell	11.99%	16.77%	AAA	20	
2025/03/04	352.230	No Trade	No Trade	72.13%	75	Research	170	97	Research Defon Sell	8.96%	13.81%	AA	20	
2025/03/05	352.680	No Trade	No Trade	72.82%	75	Research	170	97	Research Defon Sell	9.05%	14.41%	AA	20	
2025/03/06	344.160	Sell_Panda_ST	Sell_Panda_ST	51.21%	0	Research	85	0	Absolutely no Trade	6.36%	11.15%	C	16	
2025/03/07	345.320	Sell_Panda_ST	Sell_Panda_ST	53.67%	50	Research	85	95	Research Defon Sell	6.67%	10.62%	C	12	
2025/03/10	341.480	No Trade	No Trade	42.88%	0	Absolutely No	0	0	Absolutely no Trade	5.33%	9.50%	C	8	
2025/03/11	332.140	No Trade	No Trade	19.29%	0	Absolutely No	0	0	Absolutely no Trade	2.40%	8.05%	C	2	
2025/03/12	332.840	No Trade	No Trade	20.62%	0	Absolutely No	0	0	Absolutely no Trade	2.56%	7.40%	C	-4	
2025/03/13	328.550	No Trade	No Trade	9.59%	0	Absolutely No	0	0	Absolutely no Trade	1.19%	6.01%	C	-9	
2025/03/14	331.800	No Trade	No Trade	17.24%	0	Absolutely No	0	0	Absolutely no Trade	2.14%	5.94%	C	-14	
2025/03/17	334.550	No Trade	No Trade	22.84%	0	Absolutely No	0	0	Absolutely no Trade	2.84%	7.29%	C	-16	
2025/03/18	334.770	No Trade	No Trade	22.98%	0	Absolutely No	0	0	Absolutely no Trade	2.86%	6.38%	C	-16	



Date	9 day	9 vs 21 day	33 day
2025/01/30	Buy_9day	Buy 9 vs 21	Buy 33_Day
2025/01/31	Buy_9day	Buy 9 vs 21	Buy 33_Day
2025/02/03	Buy_9day	Buy 9 vs 21	Buy 33_Day
2025/02/04	Buy_9day	Buy 9 vs 21	Buy 33_Day
2025/02/05	Buy_9day	Buy 9 vs 21	Buy 33_Day
2025/02/06	Buy_9day	Buy 9 vs 21	Buy 33_Day
2025/02/07	Buy_9day	Buy 9 vs 21	Buy 33_Day
2025/02/10	Buy_9day	Buy 9 vs 21	Buy 33_Day
2025/02/11	Buy_9day	Buy 9 vs 21	Buy 33_Day
2025/02/12	Buy_9day	Buy 9 vs 21	Buy 33_Day
2025/02/13	Buy_9day	Buy 9 vs 21	Buy 33_Day
2025/02/14	Buy_9day	Buy 9 vs 21	Buy 33_Day
2025/02/17	Buy_9day	Buy 9 vs 21	Buy 33_Day
2025/02/18	Buy_9day	Buy 9 vs 21	Buy 33_Day
2025/02/19	Buy_9day	Buy 9 vs 21	Buy 33_Day
2025/02/20	Sell_9day	Buy 9 vs 21	Buy 33_Day
2025/02/21	Sell_9day	Buy 9 vs 21	Buy 33_Day
2025/02/24	Sell_9day	Buy 9 vs 21	Buy 33_Day
2025/02/25	Sell_9day	Buy 9 vs 21	Buy 33_Day
2025/02/26	Sell_9day	Buy 9 vs 21	Buy 33_Day
2025/02/27	Buy_9day	Buy 9 vs 21	Buy 33_Day
2025/02/28	Buy_9day	Buy 9 vs 21	Buy 33_Day
2025/03/03	Buy_9day	Buy 9 vs 21	Buy 33_Day
2025/03/04	Sell_9day	Buy 9 vs 21	Buy 33_Day
2025/03/05	Sell_9day	Buy 9 vs 21	Buy 33_Day
2025/03/06	Sell_9day	Buy 9 vs 21	Sell 33_Day
2025/03/07	Sell_9day	Buy 9 vs 21	Sell 33_Day
2025/03/10	Sell_9day	Sell 9 vs 21	Sell 33_Day
2025/03/11	Sell_9day	Sell 9 vs 21	Sell 33_Day
2025/03/12	Sell_9day	Sell 9 vs 21	Sell 33_Day
2025/03/13	Sell_9day	Sell 9 vs 21	Sell 33_Day
2025/03/14	Sell_9day	Sell 9 vs 21	Sell 33_Day
2025/03/17	Sell_9day	Sell 9 vs 21	Sell 33_Day
2025/03/18	Sell_9day	Sell 9 vs 21	Sell 33_Day

Strategy Universe	NYSE	Ascendant guidance	Trade	Strategy_Open Date	2025/02/28	Caterpillar Guidance	Trade
-------------------	------	--------------------	-------	--------------------	------------	----------------------	-------



(+) : Mom Days	3
(-) : Mom Days	0
Guided : Factor	9 vs 21 day
324_Buy Guidance	0.0%
324_Sell Guidance	92.3%
Mom_75 (days)	6.4%
9 vs 21 day	-2.95%
Price vs 9 day	-0.42%

S
e
i
l

DRI.NYS

Darden Restaurants

Consumer Discretionary

Hotels, Restaurants & Leisure

New York

Market Cap : (B)19 704

Price

Price

Individual Instrument

Individual Instrument

Individual InstrumentMarket Cap : (B)0

Follow the " 3day to 5day waiting period " before entering the trade : understand the Graph, Trend and Variables

Plan your enrty levels. Focus on the process not the outcome. Expect further short-term deviation from the trade signal. "Patience"

-2.335										36.623		-15.683	
Date	Price or Relative Price	Short_Term_ Radar	Medium_ Term_Radar	Caterpillar_ %	Wise_ Owl(Rnk)	324_Factor	Factor_324	Defcon _Index	Defcon _Index_Trade	Margin of Safety	75_Day_Mom	Trade_Rating (Guidance)	Trendsum
2025/01/22	185.650	No Trade	No Trade	45.03%	0	Absolutely No	0	99	Research Defon Sell	5.88%	14.71%	C	-8
2025/01/23	186.170	No Trade	No Trade	47.01%	50	Research	85	99	Research Defon Sell	6.14%	12.94%	C	-4
2025/01/24	187.610	No Trade	No Trade	53.02%	50	Research	85	100	Research Defon Sell	6.92%	17.59%	A	0
2025/01/27	192.620	No Trade	No Trade	74.01%	50	Research	85	100	Research Defon Sell	9.66%	21.05%	A	4
2025/01/28	192.400	No Trade	No Trade	72.76%	50	Research	85	100	Research Defon Sell	9.50%	21.34%	A	7
2025/01/29	193.800	No Trade	No Trade	78.57%	50	Research	85	100	Research Defon Sell	10.25%	24.29%	A	11
2025/01/30	196.190	No Trade	No Trade	88.69%	50	Research	85	100	Research Defon Sell	11.57%	25.19%	A	16
2025/01/31	195.240	No Trade	No Trade	84.26%	50	Research	85	100	Research Defon Sell	11.00%	24.40%	A	20
2025/02/03	198.670	No Trade	No Trade	98.29%	50	Research	85	100	Research Defon Sell	12.83%	24.06%	A	23
2025/02/04	199.560	No Trade	No Trade	100.00%	50	Research	85	100	Research Defon Sell	13.29%	22.48%	A	26
2025/02/05	200.420	No Trade	No Trade	100.00%	50	Research	85	100	Research Defon Sell	13.74%	22.01%	A	29
2025/02/06	200.430	No Trade	No Trade	99.75%	60	Research	85	100	Research Defon Sell	13.71%	21.78%	A	32
2025/02/07	197.220	No Trade	No Trade	86.22%	60	Research	85	98	Research Defon Sell	11.85%	20.23%	B	32
2025/02/10	195.310	No Trade	No Trade	77.49%	50	Research	85	97	Research Defon Sell	10.65%	21.22%	B	31
2025/02/11	194.170	Sell_Panda_ST	No Trade	72.52%	50	Research	85	97	Research Defon Sell	9.97%	19.59%	B	27
2025/02/12	194.810	Sell_Panda_ST	No Trade	74.87%	50	Research	85	97	Research Defon Sell	10.29%	19.83%	B	22
2025/02/13	193.460	Sell_Panda_ST	No Trade	69.04%	50	Research	85	97	Research Defon Sell	9.49%	20.97%	B	18
2025/02/14	191.190	Sell_Panda_ST	Sell_Panda_ST	59.41%	50	Research	85	95	Research Defon Sell	8.16%	17.87%	B	14
2025/02/17	191.190	No Trade	No Trade	58.60%	50	Research	85	95	Research Defon Sell	8.05%	18.06%	B	10
2025/02/18	200.400	No Trade	No Trade	96.19%	50	Research	85	100	Research Defon Sell	13.22%	25.09%	A	7
2025/02/19	196.850	No Trade	No Trade	81.31%	50	Research	85	98	Research Defon Sell	11.17%	23.02%	B	6
2025/02/20	195.100	No Trade	No Trade	73.84%	50	Research	85	97	Research Defon Sell	10.15%	22.20%	B	6
2025/02/21	191.210	No Trade	No Trade	57.59%	50	Research	85	95	Research Defon Sell	7.91%	20.43%	B	6
2025/02/24	194.940	No Trade	No Trade	72.08%	50	Research	85	97	Research Defon Sell	9.90%	20.80%	B	5
2025/02/25	197.690	No Trade	No Trade	83.08%	50	Research	85	99	Research Defon Sell	11.42%	15.64%	B	4
2025/02/26	194.040	No Trade	No Trade	67.83%	50	Research	85	97	Research Defon Sell	9.32%	15.17%	B	4
2025/02/27	194.920	No Trade	No Trade	71.16%	50	Research	85	97	Research Defon Sell	9.78%	15.72%	B	3
2025/02/28	200.460	No Trade	No Trade	93.59%	50	Research	85	100	Research Defon Sell	12.86%	18.44%	A	4
2025/03/03	195.910	No Trade	No Trade	74.11%	50	Research	85	98	Research Defon Sell	10.18%	17.26%	B	5
2025/03/04	192.720	No Trade	No Trade	60.79%	50	Research	85	96	Research Defon Sell	8.35%	13.58%	C	5
2025/03/05	194.670	No Trade	No Trade	68.49%	50	Research	85	97	Research Defon Sell	9.41%	15.40%	B	6
2025/03/06	192.310	No Trade	No Trade	58.57%	50	Research	85	96	Research Defon Sell	8.05%	15.31%	B	3
2025/03/07	194.670	No Trade	No Trade	67.94%	50	Research	85	97	Research Defon Sell	9.34%	18.38%	B	1
2025/03/10	195.520	No Trade	No Trade	70.59%	50	Research	85	98	Research Defon Sell	9.70%	21.55%	B	-1
2025/03/11	189.390	No Trade	No Trade	45.29%	0	Research	85	0	Absolutely no Trade	6.22%	16.48%	C	-4
2025/03/12	189.820	No Trade	No Trade	46.78%	0	Research	85	0	Absolutely no Trade	6.43%	15.35%	C	-8
2025/03/13	181.130	No Trade	No Trade	11.07%	0	Absolutely No	0	0	Absolutely no Trade	1.52%	8.01%	C	-12
2025/03/14	185.990	No Trade	No Trade	30.63%	0	Absolutely No	0	0	Absolutely no Trade	4.21%	6.15%	C	-17
2025/03/17	187.600	No Trade	No Trade	36.41%	0	Absolutely No	0	0	Absolutely no Trade	5.00%	7.91%	C	-20
2025/03/18	188.070	No Trade	No Trade	38.06%	0	Absolutely No	0	0	Absolutely no Trade	5.23%	7.48%	C	-21

S
e
|
|

PDCO.NAS

Patterson Companies

Health Care

Health Care Supplies

New York

Market Cap : (B)

1 803

Price

Price

Individual Instrument

Individual Instrument

Individual Instrument

Market Cap : (B)

0

Follow the " 3day to 5day waiting period " before entering the trade : understand the Graph, Trend and Variables

Plan your enrty levels. Focus on the process not the outcome. Expect further short-term deviation from the trade signal. "Patience"

4.544														1.247		0.274	
Date	Price or Relative Price	Short_Term_ Radar	Medium_ Term_Radar	Caterpillar_ %	Wise_ Owl(Rnk)	324_Factor	Factor_324	Defcon _Index	Defcon _Index_Trade	Margin of Safety	75_Day_Mom	Trade_Rating (Guidance)	Trendsum				
2025/01/22	30.920	No Trade	No Trade	72.10%	50	Research	170	94	Research Defon Sell	18.12%	52.84%	B	0				
2025/01/23	30.900	No Trade	No Trade	71.79%	50	Research	170	94	Research Defon Sell	18.04%	50.00%	B	2				
2025/01/24	30.930	No Trade	No Trade	72.24%	50	Research	170	94	Research Defon Sell	18.16%	52.51%	B	4				
2025/01/27	30.940	No Trade	No Trade	72.37%	50	Research	170	94	Research Defon Sell	18.19%	52.64%	B	3				
2025/01/28	30.980	No Trade	No Trade	72.97%	50	Research	170	94	Research Defon Sell	18.34%	53.82%	B	6				
2025/01/29	30.950	No Trade	No Trade	72.51%	50	Research	170	94	Research Defon Sell	18.22%	53.60%	B	7				
2025/01/30	30.990	No Trade	No Trade	73.11%	50	Research	170	94	Research Defon Sell	18.38%	50.15%	B	8				
2025/01/31	30.950	No Trade	No Trade	72.49%	60	Research	170	94	Research Defon Sell	18.22%	48.02%	B	11				
2025/02/03	30.980	No Trade	No Trade	72.93%	60	Research	170	94	Research Defon Sell	18.33%	49.23%	B	12				
2025/02/04	31.000	No Trade	No Trade	73.22%	60	Research	170	94	Research Defon Sell	18.40%	48.47%	B	14				
2025/02/05	31.010	No Trade	No Trade	73.37%	60	Research	170	94	Research Defon Sell	18.44%	46.97%	B	20				
2025/02/06	31.030	No Trade	No Trade	73.67%	60	Research	170	94	Research Defon Sell	18.52%	45.41%	B	26				
2025/02/07	31.000	No Trade	No Trade	73.20%	60	Research	170	94	Research Defon Sell	18.40%	45.61%	B	30				
2025/02/10	31.010	No Trade	No Trade	73.34%	60	Research	170	94	Research Defon Sell	18.43%	45.45%	B	30				
2025/02/11	31.030	No Trade	No Trade	73.63%	60	Research	170	94	Research Defon Sell	18.51%	46.30%	B	30				
2025/02/12	31.040	No Trade	No Trade	73.78%	75	Research	170	94	Research Defon Sell	18.54%	44.17%	A	31				
2025/02/13	31.040	No Trade	No Trade	73.77%	75	Research	170	94	Research Defon Sell	18.54%	48.09%	A	31				
2025/02/14	31.030	No Trade	No Trade	73.61%	75	Research	170	94	Research Defon Sell	18.50%	44.46%	A	33				
2025/02/17	31.030	No Trade	No Trade	73.59%	75	Research	170	94	Research Defon Sell	18.50%	46.92%	A	34				
2025/02/18	31.050	No Trade	No Trade	73.89%	75	Research	170	94	Research Defon Sell	18.57%	46.05%	A	34				
2025/02/19	31.040	No Trade	No Trade	73.73%	75	Research	170	94	Research Defon Sell	18.53%	47.74%	A	36				
2025/02/20	31.060	No Trade	No Trade	74.03%	75	Research	170	94	Research Defon Sell	18.61%	48.97%	A	38				
2025/02/21	31.070	No Trade	No Trade	74.17%	75	Research	170	94	Research Defon Sell	18.64%	47.67%	A	38				
2025/02/24	31.070	No Trade	No Trade	74.15%	75	Research	170	94	Research Defon Sell	18.64%	46.42%	A	40				
2025/02/25	31.080	No Trade	No Trade	74.29%	75	Research	170	94	Research Defon Sell	18.67%	41.34%	A	40				
2025/02/26	31.070	No Trade	No Trade	74.14%	75	Research	170	94	Research Defon Sell	18.63%	45.53%	A	40				
2025/02/27	31.150	No Trade	No Trade	75.34%	75	Research	170	95	Research Defon Sell	18.94%	49.76%	A	40				
2025/02/28	31.140	No Trade	No Trade	75.18%	75	Research	170	95	Research Defon Sell	18.90%	47.93%	A	41				
2025/03/03	31.140	No Trade	No Trade	75.16%	75	Research	170	95	Research Defon Sell	18.89%	50.00%	A	42				
2025/03/04	31.130	No Trade	No Trade	75.00%	75	Research	170	95	Research Defon Sell	18.85%	55.65%	A	42				
2025/03/05	31.140	No Trade	No Trade	75.15%	75	Research	170	95	Research Defon Sell	18.89%	59.12%	A	39				
2025/03/06	31.120	No Trade	No Trade	74.84%	75	Research	170	94	Research Defon Sell	18.81%	57.57%	A	35				
2025/03/07	31.130	No Trade	No Trade	83.42%	75	Research	170	95	Research Defon Sell	18.85%	48.95%	A	31				
2025/03/10	31.120	No Trade	No Trade	90.31%	75	Research	170	94	Research Defon Sell	18.80%	52.47%	A	27				
2025/03/11	31.160	No Trade	No Trade	94.63%	75	Research	170	95	Research Defon Sell	18.95%	55.33%	A	24				
2025/03/12	31.140	No Trade	No Trade	94.24%	75	Research	170	95	Research Defon Sell	18.88%	53.55%	A	22				
2025/03/13	31.140	No Trade	No Trade	94.23%	75	Research	170	95	Research Defon Sell	18.87%	52.20%	A	20				
2025/03/14	31.140	No Trade	No Trade	94.22%	75	Research	170	95	Research Defon Sell	18.87%	44.03%	A	19				
2025/03/17	31.180	No Trade	No Trade	94.96%	75	Research	170	95	Research Defon Sell	19.02%	45.09%	A	19				
2025/03/18	31.180	No Trade	No Trade	94.95%	75	Research	170	95	Research Defon Sell	19.02%	45.29%	A	20				

S
e
l
l

ABT.NYS

Abbott Laboratories

Health Care

Health Care Equipment & Supplies

New York

Market Cap : (B)

204 249

Price

Price

Individual Instrument

Individual Instrument

Individual Instrument

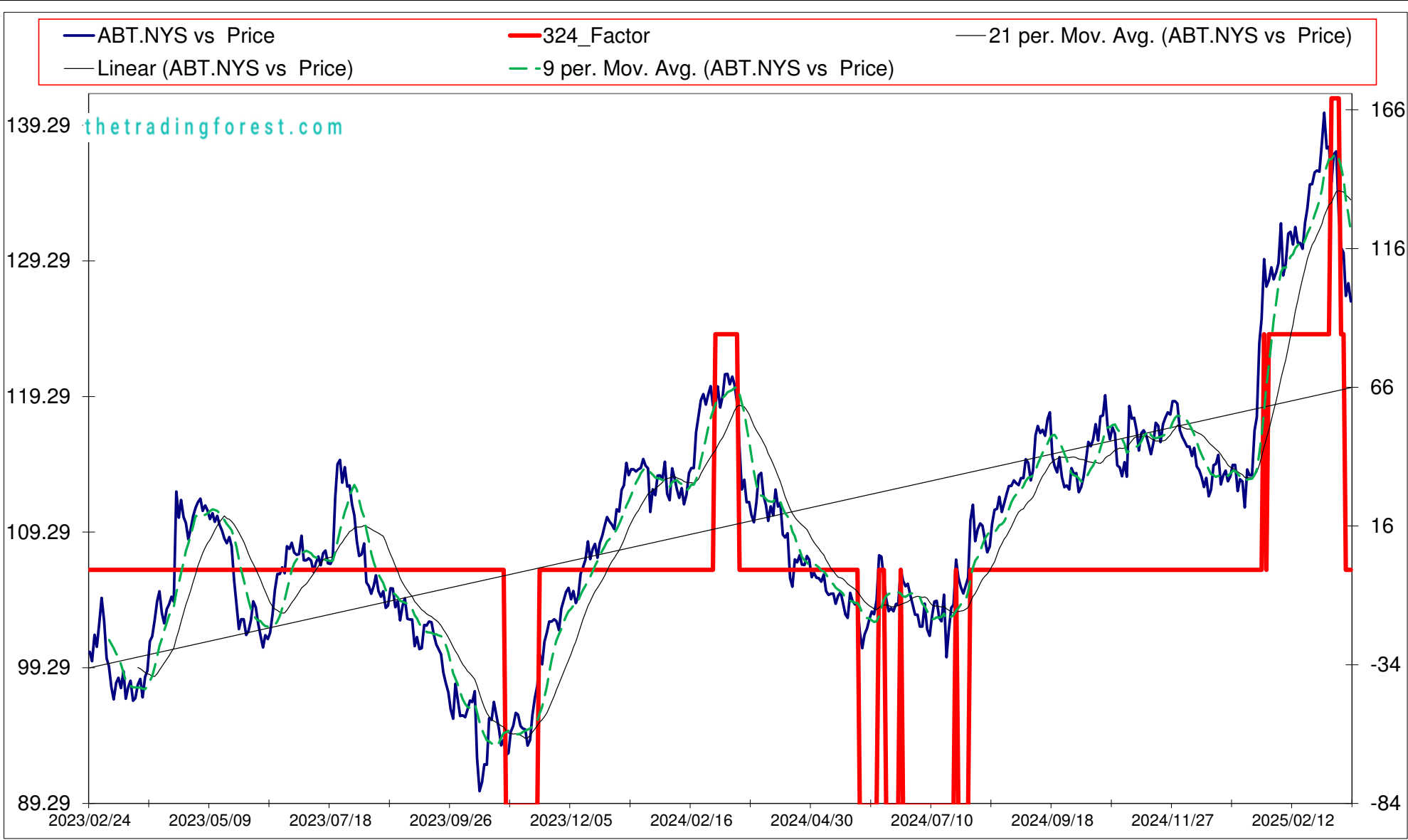
Market Cap : (B)

0

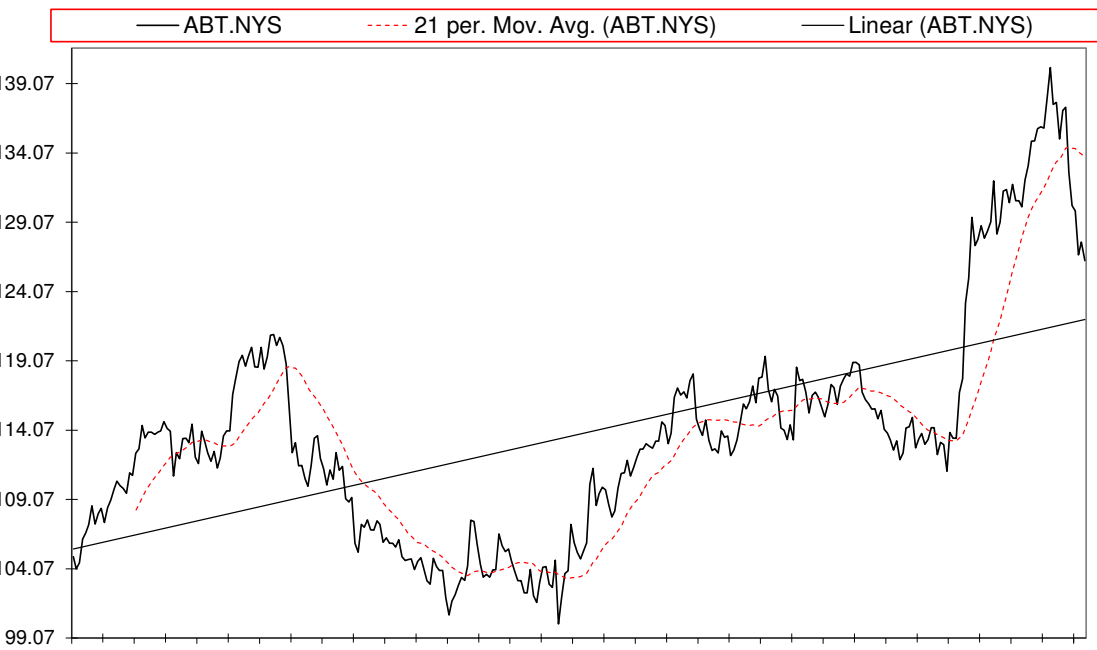
Follow the " 3day to 5day waiting period " before entering the trade : understand the Graph, Trend and Variables

Plan your enrty levels. Focus on the process not the outcome. Expect further short-term deviation from the trade signal. "Patience"

-2.363												31.734		-13.429	
Date	Price or Relative Price	Short_Term_ Radar	Medium_ Term_Radar	Caterpillar_ %	Wise_ Owl(Rnk)	324_Factor	Factor_324	Defcon _Index	Defcon _Index_Trade	Margin of Safety	75_Day_Mom	Trade_Rating (Guidance)	Trendsum		
2025/01/22	117.780	Buy_Panda_ST	Buy_Panda_ST	15.43%	0	Absolutely No	0	98	Research Defon Sell	-1.97%	4.95%	C	-15		
2025/01/23	123.220	No Trade	No Trade	22.39%	0	Absolutely No	0	100	Research Defon Sell	2.52%	9.39%	C	-11		
2025/01/24	125.030	No Trade	No Trade	35.49%	0	Absolutely No	0	100	Research Defon Sell	4.00%	10.29%	C	-7		
2025/01/27	129.430	No Trade	No Trade	67.14%	50	Research	85	100	Research Defon Sell	7.56%	12.91%	C	-2		
2025/01/28	127.390	No Trade	No Trade	51.81%	0	Absolutely No	0	98	Research Defon Sell	5.83%	9.87%	C	3		
2025/01/29	127.860	No Trade	No Trade	54.99%	50	Research	85	99	Research Defon Sell	6.19%	10.59%	C	6		
2025/01/30	128.810	No Trade	No Trade	61.72%	50	Research	85	100	Research Defon Sell	6.95%	10.93%	C	9		
2025/01/31	127.930	No Trade	No Trade	54.95%	50	Research	85	99	Research Defon Sell	6.19%	9.11%	C	11		
2025/02/03	128.450	No Trade	No Trade	57.94%	50	Research	85	99	Research Defon Sell	6.53%	10.69%	C	10		
2025/02/04	129.100	No Trade	No Trade	62.44%	50	Research	85	100	Research Defon Sell	7.03%	9.57%	C	12		
2025/02/05	132.060	No Trade	No Trade	83.95%	50	Research	85	100	Research Defon Sell	9.45%	12.02%	C	14		
2025/02/06	128.220	No Trade	No Trade	55.41%	50	Research	85	97	Research Defon Sell	6.24%	7.40%	C	16		
2025/02/07	129.070	No Trade	No Trade	61.38%	50	Research	85	98	Research Defon Sell	6.91%	10.33%	C	16		
2025/02/10	131.310	No Trade	No Trade	77.00%	50	Research	85	99	Research Defon Sell	8.67%	13.08%	C	17		
2025/02/11	131.440	No Trade	No Trade	77.67%	50	Research	85	100	Research Defon Sell	8.75%	12.33%	C	17		
2025/02/12	130.490	No Trade	No Trade	70.41%	50	Research	85	99	Research Defon Sell	7.93%	11.97%	C	17		
2025/02/13	131.790	No Trade	No Trade	79.67%	50	Research	85	100	Research Defon Sell	8.97%	15.38%	A	17		
2025/02/14	130.610	No Trade	No Trade	70.72%	50	Research	85	99	Research Defon Sell	7.96%	14.50%	C	17		
2025/02/17	130.610	No Trade	No Trade	69.87%	50	Research	85	99	Research Defon Sell	7.87%	15.18%	B	15		
2025/02/18	130.180	No Trade	No Trade	66.44%	50	Research	85	99	Research Defon Sell	7.48%	13.74%	C	15		
2025/02/19	132.130	No Trade	No Trade	80.45%	50	Research	85	100	Research Defon Sell	9.06%	16.55%	A	16		
2025/02/20	133.170	No Trade	No Trade	87.78%	50	Research	85	100	Research Defon Sell	9.89%	12.28%	C	17		
2025/02/21	134.920	No Trade	No Trade	100.00%	50	Research	85	100	Research Defon Sell	11.30%	14.68%	C	20		
2025/02/24	134.950	No Trade	No Trade	99.35%	50	Research	85	100	Research Defon Sell	11.22%	14.63%	C	22		
2025/02/25	135.820	No Trade	No Trade	100.00%	50	Research	85	100	Research Defon Sell	11.91%	16.28%	A	24		
2025/02/26	135.960	No Trade	No Trade	100.00%	50	Research	85	100	Research Defon Sell	11.99%	17.92%	A	24		
2025/02/27	135.870	No Trade	No Trade	99.11%	50	Research	85	100	Research Defon Sell	11.88%	16.54%	A	25		
2025/02/28	138.010	No Trade	No Trade	100.00%	50	Research	85	100	Research Defon Sell	13.61%	18.16%	A	26		
2025/03/03	140.220	No Trade	No Trade	100.00%	50	Research	85	100	Research Defon Sell	15.33%	20.42%	A	28		
2025/03/04	137.580	No Trade	No Trade	85.62%	50	Research	85	98	Research Defon Sell	13.12%	18.87%	B	30		
2025/03/05	137.710	No Trade	No Trade	86.10%	60	Research	85	98	Research Defon Sell	13.20%	19.72%	B	31		
2025/03/06	135.080	Sell_Panda_ST	No Trade	71.78%	75	Research	170	96	Research Defon Sell	11.00%	16.55%	AA	30		
2025/03/07	137.140	No Trade	No Trade	82.61%	90	Research	170	98	Research Defon Sell	12.66%	16.85%	AAA	26		
2025/03/10	137.360	No Trade	No Trade	83.14%	90	Research	170	98	Research Defon Sell	12.74%	17.27%	AAA	22		
2025/03/11	132.660	Sell_Panda_ST	Sell_Panda_ST	57.77%	50	Research	170	0	Absolutely no Trade	8.86%	14.43%	B	17		
2025/03/12	130.280	No Trade	No Trade	44.82%	0	Research	85	0	Absolutely no Trade	6.87%	11.10%	C	11		
2025/03/13	129.890	No Trade	No Trade	42.53%	0	Research	85	0	Absolutely no Trade	6.52%	10.30%	C	6		
2025/03/14	126.710	No Trade	No Trade	25.32%	0	Absolutely No	0	0	Absolutely no Trade	3.88%	7.26%	C	1		
2025/03/17	127.640	No Trade	No Trade	29.69%	0	Absolutely No	0	0	Absolutely no Trade	4.55%	8.21%	C	-4		
2025/03/18	126.300	No Trade	No Trade	22.34%	0	Absolutely No	0	0	Absolutely no Trade	3.42%	6.18%	C	-8		



Date	9 day	9 vs 21 day	33 day
2025/01/29	Buy_9day	Buy 9 vs 21	Buy 33_Day
2025/01/30	Buy_9day	Buy 9 vs 21	Buy 33_Day
2025/01/31	Buy_9day	Buy 9 vs 21	Buy 33_Day
2025/02/03	Buy_9day	Buy 9 vs 21	Buy 33_Day
2025/02/04	Buy_9day	Buy 9 vs 21	Buy 33_Day
2025/02/05	Buy_9day	Buy 9 vs 21	Buy 33_Day
2025/02/06	Sell_9day	Buy 9 vs 21	Buy 33_Day
2025/02/07	Buy_9day	Buy 9 vs 21	Buy 33_Day
2025/02/10	Buy_9day	Buy 9 vs 21	Buy 33_Day
2025/02/11	Buy_9day	Buy 9 vs 21	Buy 33_Day
2025/02/12	Buy_9day	Buy 9 vs 21	Buy 33_Day
2025/02/13	Buy_9day	Buy 9 vs 21	Buy 33_Day
2025/02/14	Buy_9day	Buy 9 vs 21	Buy 33_Day
2025/02/17	Sell_9day	Buy 9 vs 21	Buy 33_Day
2025/02/18	Sell_9day	Buy 9 vs 21	Buy 33_Day
2025/02/19	Buy_9day	Buy 9 vs 21	Buy 33_Day
2025/02/20	Buy_9day	Buy 9 vs 21	Buy 33_Day
2025/02/21	Buy_9day	Buy 9 vs 21	Buy 33_Day
2025/02/24	Buy_9day	Buy 9 vs 21	Buy 33_Day
2025/02/25	Buy_9day	Buy 9 vs 21	Buy 33_Day
2025/02/26	Buy_9day	Buy 9 vs 21	Buy 33_Day
2025/02/27	Buy_9day	Buy 9 vs 21	Buy 33_Day
2025/02/28	Buy_9day	Buy 9 vs 21	Buy 33_Day
2025/03/03	Buy_9day	Buy 9 vs 21	Buy 33_Day
2025/03/04	Buy_9day	Buy 9 vs 21	Buy 33_Day
2025/03/05	Buy_9day	Buy 9 vs 21	Buy 33_Day
2025/03/06	Sell_9day	Buy 9 vs 21	Buy 33_Day
2025/03/07	Buy_9day	Buy 9 vs 21	Buy 33_Day
2025/03/10	Buy_9day	Buy 9 vs 21	Buy 33_Day
2025/03/11	Sell_9day	Buy 9 vs 21	Buy 33_Day
2025/03/12	Sell_9day	Buy 9 vs 21	Sell 33_Day
2025/03/13	Sell_9day	Buy 9 vs 21	Sell 33_Day
2025/03/14	Sell_9day	Sell 9 vs 21	Sell 33_Day
2025/03/17	Sell_9day	Sell 9 vs 21	Sell 33_Day
2025/03/18	Sell_9day	Sell 9 vs 21	Sell 33_Day

Strategy Universe		NYSE	Ascendant guidance		Trade	Strategy_Open Date	2025/02/28	Caterpillar Guidance	Trade		
<div><div><div>— ABT.NYS</div><div>----- 21 per. Mov. Avg. (ABT.NYS)</div><div>—— Linear (ABT.NYS)</div></div></div>									(+): Mom Days		41
									(-): Mom Days		0
									Guided: Factor		33 day
									324_Buy Guidance		0.0%
									324_Sell Guidance		90.1%
									Mom_75 (days)		6.2%
									9 vs 21 day		-1.75%
									Price vs 9 day		-3.92%

HIK.LSE

B Hikma Pharmaceuticals Plc

U Health Care

Y Pharmaceuticals & Biotechnology

United Kingdom

Market Cap : (B)4 324

Price

Price

Individual Instrument

Individual Instrument

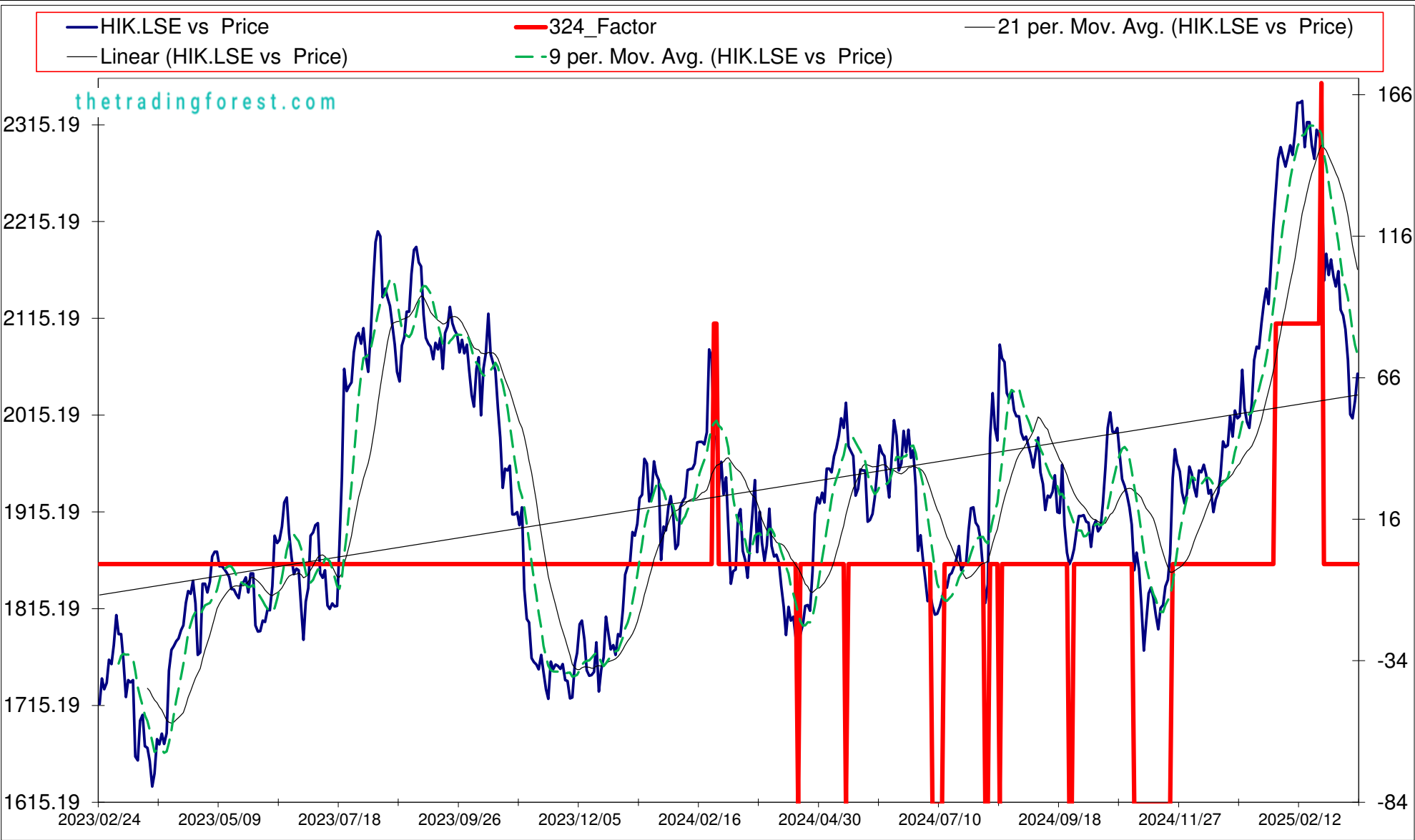
Individual Instrument

Market Cap : (B)0

Follow the " 3day to 5day waiting period " before entering the trade : understand the Graph, Trend and Variables

Plan your enrty levels. Focus on the process not the outcome. Expect further short-term deviation from the trade signal. "Patience"

-2.37929.035-12.203														
Date	Price or Relative Price	Short_Term_Radar	Medium_Term_Radar	Caterpillar_%	Wise_Owl(Rnk)	324_Factor	Factor_324	Defcon_Index	Defcon_Index_Trade	Margin of Safety	75_Day_Mom	Trade_Rating (Guidance)	Trendsum	
2025/01/22	2 130.000	No Trade	No Trade	20.23%	0	Absolutely No	0	98	Research Defon Sell	3.73%	11.81%	C	24	
2025/01/23	2 146.000	No Trade	No Trade	27.91%	0	Absolutely No	0	99	Research Defon Sell	4.48%	12.71%	C	25	
2025/01/24	2 130.000	No Trade	No Trade	23.79%	0	Absolutely No	0	98	Research Defon Sell	3.67%	13.36%	C	27	
2025/01/27	2 172.000	No Trade	No Trade	37.65%	0	Absolutely No	0	99	Research Defon Sell	5.63%	14.32%	C	29	
2025/01/28	2 212.000	No Trade	No Trade	59.21%	30	Absolutely No	0	100	Research Defon Sell	7.55%	16.05%	C	32	
2025/01/29	2 248.000	No Trade	No Trade	79.24%	50	Research	85	100	Research Defon Sell	9.27%	18.63%	A	35	
2025/01/30	2 280.000	No Trade	No Trade	92.28%	60	Research	85	100	Research Defon Sell	10.79%	20.06%	A	37	
2025/01/31	2 292.000	No Trade	No Trade	97.01%	60	Research	85	100	Research Defon Sell	11.34%	19.13%	A	39	
2025/02/03	2 282.000	No Trade	No Trade	92.08%	60	Research	85	100	Research Defon Sell	10.77%	16.37%	A	40	
2025/02/04	2 272.000	No Trade	No Trade	87.67%	60	Research	85	99	Research Defon Sell	10.25%	13.49%	C	39	
2025/02/05	2 282.000	No Trade	No Trade	91.56%	60	Research	85	100	Research Defon Sell	10.71%	13.08%	C	38	
2025/02/06	2 294.000	No Trade	No Trade	96.28%	60	Research	85	100	Research Defon Sell	11.26%	14.81%	C	38	
2025/02/07	2 284.000	No Trade	No Trade	91.87%	60	Research	85	100	Research Defon Sell	10.74%	14.37%	C	39	
2025/02/10	2 308.000	No Trade	No Trade	100.00%	60	Research	85	100	Research Defon Sell	11.82%	15.28%	A	41	
2025/02/11	2 338.000	No Trade	No Trade	100.00%	60	Research	85	100	Research Defon Sell	13.24%	18.50%	A	41	
2025/02/12	2 338.000	No Trade	No Trade	99.77%	60	Research	85	100	Research Defon Sell	13.21%	19.96%	A	41	
2025/02/13	2 340.000	No Trade	No Trade	100.00%	60	Research	85	100	Research Defon Sell	13.27%	20.49%	A	41	
2025/02/14	2 292.000	No Trade	No Trade	82.27%	50	Research	85	98	Research Defon Sell	10.92%	18.57%	B	40	
2025/02/17	2 318.000	No Trade	No Trade	91.06%	60	Research	85	99	Research Defon Sell	12.09%	20.73%	A	39	
2025/02/18	2 318.000	No Trade	No Trade	90.83%	60	Research	85	99	Research Defon Sell	12.06%	21.87%	A	39	
2025/02/19	2 294.000	Sell_Panda_ST	No Trade	81.86%	50	Research	85	98	Research Defon Sell	10.87%	23.67%	B	38	
2025/02/20	2 280.000	Sell_Panda_ST	No Trade	76.54%	50	Research	85	97	Research Defon Sell	10.16%	21.73%	B	33	
2025/02/21	2 310.000	Sell_Panda_ST	No Trade	87.23%	50	Research	85	99	Research Defon Sell	11.58%	24.46%	B	28	
2025/02/24	2 304.000	Sell_Panda_ST	No Trade	84.36%	50	Research	85	98	Research Defon Sell	11.20%	26.59%	B	23	
2025/02/25	2 296.000	Sell_Panda_ST	No Trade	81.22%	75	Research	170	98	Research Defon Sell	10.78%	29.57%	AA	18	
2025/02/26	2 154.000	Sell_Panda_ST	Sell_Panda_ST	29.39%	0	Absolutely No	0	0	Absolutely no Trade	3.90%	19.60%	C	12	
2025/02/27	2 182.000	No Trade	No Trade	39.35%	0	Absolutely No	0	0	Absolutely no Trade	5.22%	19.17%	C	7	
2025/02/28	2 160.000	No Trade	No Trade	31.15%	0	Absolutely No	0	0	Absolutely no Trade	4.13%	17.58%	C	3	
2025/03/03	2 176.000	No Trade	No Trade	36.32%	0	Absolutely No	0	0	Absolutely no Trade	4.82%	19.17%	C	0	
2025/03/04	2 158.000	No Trade	No Trade	29.57%	0	Absolutely No	0	0	Absolutely no Trade	3.93%	19.29%	C	-4	
2025/03/05	2 148.000	No Trade	No Trade	25.73%	0	Absolutely No	0	0	Absolutely no Trade	3.42%	19.73%	C	-8	
2025/03/06	2 164.000	No Trade	No Trade	31.32%	0	Absolutely No	0	0	Absolutely no Trade	4.16%	19.16%	C	-12	
2025/03/07	2 124.000	No Trade	No Trade	16.61%	0	Absolutely No	0	0	Absolutely no Trade	2.20%	16.77%	C	-16	
2025/03/10	2 118.000	No Trade	No Trade	13.81%	0	Absolutely No	0	0	Absolutely no Trade	1.83%	15.23%	C	-21	
2025/03/11	2 104.000	No Trade	No Trade	8.53%	0	Absolutely No	0	0	Absolutely no Trade	1.13%	14.04%	C	-25	
2025/03/12	2 072.000	No Trade	No Trade	3.65%	0	Absolutely No	0	0	Absolutely no Trade	-0.43%	10.68%	C	-28	
2025/03/13	2 016.000	No Trade	No Trade	26.59%	0	Absolutely No	0	0	Absolutely no Trade	-3.15%	3.38%	C	-30	
2025/03/14	2 012.000	No Trade	No Trade	28.43%	0	Absolutely No	0	0	Absolutely no Trade	-3.37%	1.62%	C	-33	
2025/03/17	2 030.000	No Trade	No Trade	21.80%	0	Absolutely No	0	0	Absolutely no Trade	-2.58%	3.31%	C	-36	
2025/03/18	2 058.000	No Trade	No Trade	10.68%	0	Absolutely No	0	0	Absolutely no Trade	-1.27%	5.16%	C	-38	



Date	9 day	9 vs 21 day	33 day
2025/01/29	Buy_9day	Buy 9 vs 21	Buy 33_Day
2025/01/30	Buy_9day	Buy 9 vs 21	Buy 33_Day
2025/01/31	Buy_9day	Buy 9 vs 21	Buy 33_Day
2025/02/03	Buy_9day	Buy 9 vs 21	Buy 33_Day
2025/02/04	Buy_9day	Buy 9 vs 21	Buy 33_Day
2025/02/05	Buy_9day	Buy 9 vs 21	Buy 33_Day
2025/02/06	Buy_9day	Buy 9 vs 21	Buy 33_Day
2025/02/07	Buy_9day	Buy 9 vs 21	Buy 33_Day
2025/02/10	Buy_9day	Buy 9 vs 21	Buy 33_Day
2025/02/11	Buy_9day	Buy 9 vs 21	Buy 33_Day
2025/02/12	Buy_9day	Buy 9 vs 21	Buy 33_Day
2025/02/13	Buy_9day	Buy 9 vs 21	Buy 33_Day
2025/02/14	Sell_9day	Buy 9 vs 21	Buy 33_Day
2025/02/17	Buy_9day	Buy 9 vs 21	Buy 33_Day
2025/02/18	Buy_9day	Buy 9 vs 21	Buy 33_Day
2025/02/19	Sell_9day	Buy 9 vs 21	Buy 33_Day
2025/02/20	Sell_9day	Buy 9 vs 21	Buy 33_Day
2025/02/21	Sell_9day	Buy 9 vs 21	Buy 33_Day
2025/02/24	Sell_9day	Buy 9 vs 21	Buy 33_Day
2025/02/25	Sell_9day	Buy 9 vs 21	Buy 33_Day
2025/02/26	Sell_9day	Sell 9 vs 21	Sell 33_Day
2025/02/27	Sell_9day	Sell 9 vs 21	Sell 33_Day
2025/02/28	Sell_9day	Sell 9 vs 21	Sell 33_Day
2025/03/03	Sell_9day	Sell 9 vs 21	Sell 33_Day
2025/03/04	Sell_9day	Sell 9 vs 21	Sell 33_Day
2025/03/05	Sell_9day	Sell 9 vs 21	Sell 33_Day
2025/03/06	Sell_9day	Sell 9 vs 21	Sell 33_Day
2025/03/07	Sell_9day	Sell 9 vs 21	Sell 33_Day
2025/03/10	Sell_9day	Sell 9 vs 21	Sell 33_Day
2025/03/11	Sell_9day	Sell 9 vs 21	Sell 33_Day
2025/03/12	Sell_9day	Sell 9 vs 21	Sell 33_Day
2025/03/13	Sell_9day	Sell 9 vs 21	Sell 33_Day
2025/03/14	Sell_9day	Sell 9 vs 21	Sell 33_Day
2025/03/17	Sell_9day	Sell 9 vs 21	Sell 33_Day
2025/03/18	Sell_9day	Sell 9 vs 21	Sell 33_Day

Strategy Universe		United Kingdom		Ascendant guidance		Trade		Strategy_Open Date		2025/02/28		Caterpillar Guidance		Trade	
<div><div><div>— HIK.LSE</div><div>----- 21 per. Mov. Avg. (HIK.LSE)</div><div>— Linear (HIK.LSE)</div></div></div>				<div><div><div>— Price</div><div>----- 21 per. Mov. Avg. (Price)</div><div>— Linear (Price)</div></div></div>								(+) : Mom Days		0	
		(-) : Mom Days										0			
		Guided : Factor										9 vs 21 day			
		324_Buy Guidance										77.1%			
		324_Sell Guidance										0.0%			
		Mom_75 (days)										5.2%			
		9 vs 21 day										-4.07%			
		Price vs 9 day										-0.94%			

S
e
|
|

CLDN.LSE

Caledonia Inv.

Financials

Financial Services

United Kingdom

Market Cap : (B)

1 791

Price

Price

Individual Instrument

Individual Instrument

Individual Instrument

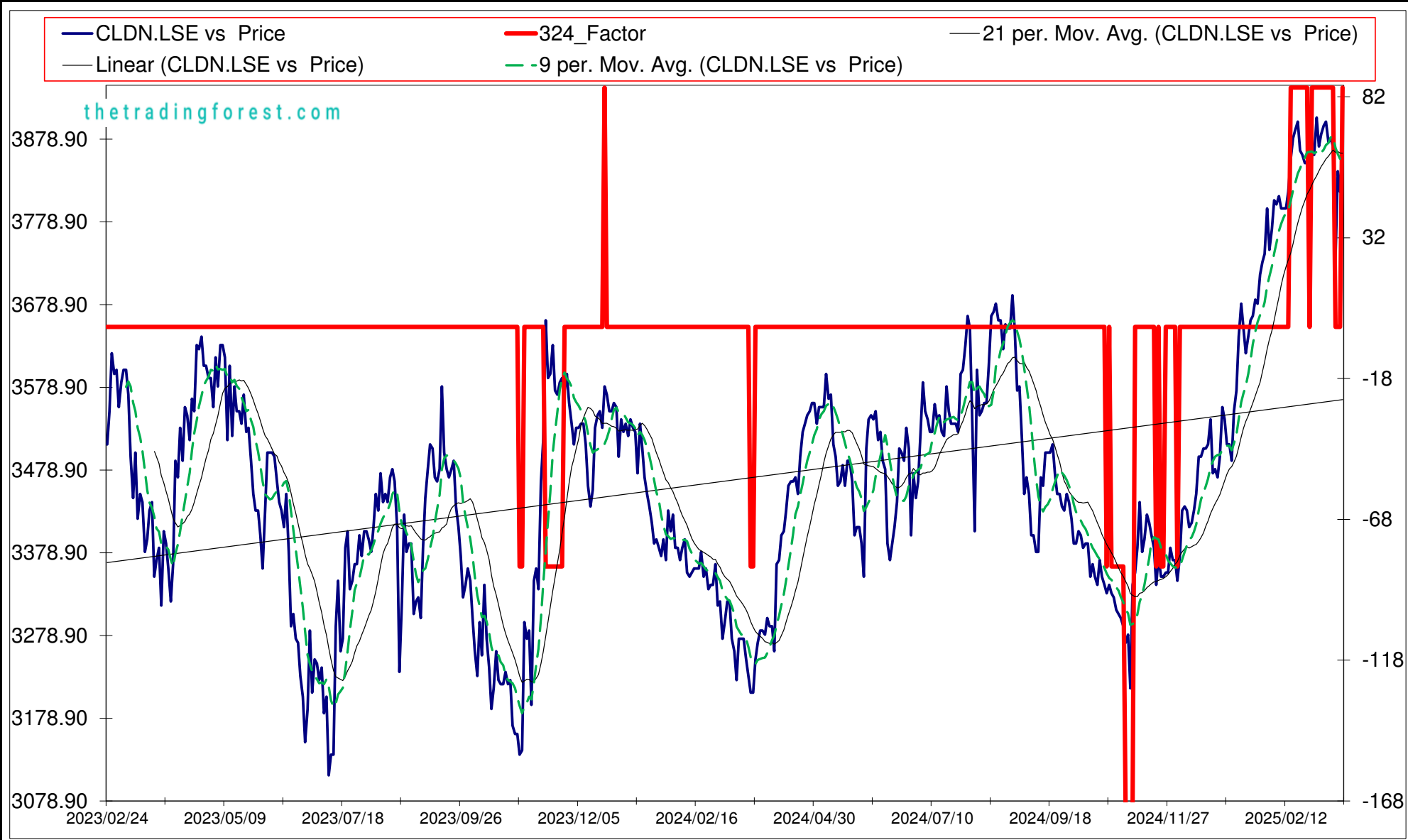
Market Cap : (B)

0

Follow the " 3day to 5day waiting period " before entering the trade : understand the Graph, Trend and Variables

Plan your enrty levels. Focus on the process not the outcome. Expect further short-term deviation from the trade signal. "Patience"

-2.538														16.427														-6.474													
Date	Price or Relative Price	Short_Term_ Radar	Medium_ Term_Radar	Caterpillar_ %	Wise_ Owl(Rnk)	324_Factor	Factor_324	Defcon _Index	Defcon _Index_Trade		Margin of Safety	75_Day_Mom	Trade_Rating (Guidance)	Trendsum																											
2025/01/22	3 660.000	No Trade	No Trade	18.06%	0	Absolutely No	0	99	Research	Defon Sell	1.67%	7.96%	C	17																											
2025/01/23	3 665.000	No Trade	No Trade	19.39%	0	Absolutely No	0	99	Research	Defon Sell	1.79%	7.64%	C	19																											
2025/01/24	3 685.000	No Trade	No Trade	25.23%	0	Absolutely No	0	100	Research	Defon Sell	2.33%	8.38%	C	22																											
2025/01/27	3 680.000	No Trade	No Trade	23.20%	0	Absolutely No	0	100	Research	Defon Sell	2.14%	8.71%	C	24																											
2025/01/28	3 715.000	No Trade	No Trade	33.55%	0	Absolutely No	0	100	Research	Defon Sell	3.10%	9.59%	C	25																											
2025/01/29	3 730.000	No Trade	No Trade	37.88%	0	Absolutely No	0	100	Research	Defon Sell	3.50%	10.03%	C	26																											
2025/01/30	3 740.000	No Trade	No Trade	40.71%	0	Absolutely No	0	100	Research	Defon Sell	3.76%	11.64%	C	26																											
2025/01/31	3 795.000	No Trade	No Trade	57.07%	0	Absolutely No	0	100	Research	Defon Sell	5.27%	12.78%	C	28																											
2025/02/03	3 745.000	No Trade	No Trade	41.50%	30	Absolutely No	0	99	Research	Defon Sell	3.83%	11.79%	C	31																											
2025/02/04	3 770.000	No Trade	No Trade	48.83%	30	Absolutely No	0	99	Research	Defon Sell	4.51%	12.87%	C	32																											
2025/02/05	3 805.000	No Trade	No Trade	59.16%	30	Absolutely No	0	100	Research	Defon Sell	5.46%	12.91%	C	33																											
2025/02/06	3 800.000	No Trade	No Trade	57.48%	30	Absolutely No	0	100	Research	Defon Sell	5.30%	13.43%	C	35																											
2025/02/07	3 810.000	No Trade	No Trade	60.30%	30	Absolutely No	0	100	Research	Defon Sell	5.56%	14.07%	C	37																											
2025/02/10	3 795.000	No Trade	No Trade	55.25%	30	Absolutely No	0	100	Research	Defon Sell	5.10%	13.96%	C	38																											
2025/02/11	3 795.000	No Trade	No Trade	55.07%	30	Absolutely No	0	100	Research	Defon Sell	5.08%	13.62%	C	37																											
2025/02/12	3 795.000	No Trade	No Trade	54.89%	30	Absolutely No	0	100	Research	Defon Sell	5.06%	13.96%	C	37																											
2025/02/13	3 815.000	No Trade	No Trade	60.71%	30	Absolutely No	0	100	Research	Defon Sell	5.60%	14.74%	C	37																											
2025/02/14	3 855.000	No Trade	No Trade	72.53%	50	Research	85	100	Research	Defon Sell	6.69%	16.47%	A	37																											
2025/02/17	3 880.000	No Trade	No Trade	79.47%	50	Research	85	100	Research	Defon Sell	7.33%	17.40%	A	37																											
2025/02/18	3 890.000	No Trade	No Trade	82.29%	50	Research	85	100	Research	Defon Sell	7.59%	17.88%	A	35																											
2025/02/19	3 900.000	No Trade	No Trade	85.10%	60	Research	85	100	Research	Defon Sell	7.85%	18.54%	A	36																											
2025/02/20	3 865.000	No Trade	No Trade	74.42%	50	Research	85	99	Research	Defon Sell	6.87%	18.20%	A	37																											
2025/02/21	3 860.000	No Trade	No Trade	72.74%	50	Research	85	99	Research	Defon Sell	6.71%	17.68%	B	35																											
2025/02/24	3 850.000	No Trade	No Trade	69.20%	50	Research	85	99	Research	Defon Sell	6.38%	19.75%	B	35																											
2025/02/25	3 850.000	Sell_Panda_ST	No Trade	69.01%	50	Research	85	99	Research	Defon Sell	6.37%	15.27%	B	33																											
2025/02/26	3 820.000	Sell_Panda_ST	No Trade	67.03%	30	Absolutely No	0	98	Research	Defon Sell	5.52%	13.86%	C	29																											
2025/02/27	3 860.000	Sell_Panda_ST	No Trade	80.23%	50	Research	85	99	Research	Defon Sell	6.61%	14.03%	C	25																											
2025/02/28	3 860.000	Sell_Panda_ST	No Trade	80.03%	50	Research	85	99	Research	Defon Sell	6.59%	12.21%	C	20																											
2025/03/03	3 905.000	No Trade	No Trade	99.15%	50	Research	85	100	Research	Defon Sell	7.78%	15.53%	A	18																											
2025/03/04	3 870.000	No Trade	No Trade	86.63%	50	Research	85	99	Research	Defon Sell	6.80%	13.99%	C	16																											
2025/03/05	3 885.000	No Trade	No Trade	91.68%	50	Research	85	99	Research	Defon Sell	7.20%	13.43%	C	15																											
2025/03/06	3 895.000	No Trade	No Trade	94.98%	50	Research	85	100	Research	Defon Sell	7.46%	14.06%	C	16																											
2025/03/07	3 900.000	No Trade	No Trade	96.52%	50	Research	85	100	Research	Defon Sell	7.58%	14.71%	C	15																											
2025/03/10	3 875.000	No Trade	No Trade	87.09%	50	Research	85	99	Research	Defon Sell	6.84%	14.48%	C	16																											
2025/03/11	3 880.000	No Trade	No Trade	88.63%	50	Research	85	99	Research	Defon Sell	6.96%	16.17%	A	15																											
2025/03/12	3 870.000	Sell_Panda_ST	No Trade	84.90%	50	Research	85	99	Research	Defon Sell	6.67%	14.67%	C	13																											
2025/03/13	3 735.000	No Trade	No Trade	37.30%	0	Absolutely No	0	96	Research	Defon Sell	2.93%	11.49%	C	8																											
2025/03/14	3 840.000	No Trade	No Trade	73.95%	0	Absolutely No	0	98	Research	Defon Sell	5.81%	14.63%	C	2																											
2025/03/17	3 815.000	No Trade	No Trade	64.54%	0	Absolutely No	0	98	Research	Defon Sell	5.07%	13.71%	C	-4																											
2025/03/18	3 875.000	No Trade	No Trade	85.37%	50	Research	85	99	Research	Defon Sell	6.70%	15.50%	A	-6																											



Date	9 day	9 vs 21 day	33 day
2025/01/29	Buy_9day	Buy 9 vs 21	Buy 33_Day
2025/01/30	Buy_9day	Buy 9 vs 21	Buy 33_Day
2025/01/31	Buy_9day	Buy 9 vs 21	Buy 33_Day
2025/02/03	Buy_9day	Buy 9 vs 21	Buy 33_Day
2025/02/04	Buy_9day	Buy 9 vs 21	Buy 33_Day
2025/02/05	Buy_9day	Buy 9 vs 21	Buy 33_Day
2025/02/06	Buy_9day	Buy 9 vs 21	Buy 33_Day
2025/02/07	Buy_9day	Buy 9 vs 21	Buy 33_Day
2025/02/10	Buy_9day	Buy 9 vs 21	Buy 33_Day
2025/02/11	Buy_9day	Buy 9 vs 21	Buy 33_Day
2025/02/12	Buy_9day	Buy 9 vs 21	Buy 33_Day
2025/02/13	Buy_9day	Buy 9 vs 21	Buy 33_Day
2025/02/14	Buy_9day	Buy 9 vs 21	Buy 33_Day
2025/02/17	Buy_9day	Buy 9 vs 21	Buy 33_Day
2025/02/18	Buy_9day	Buy 9 vs 21	Buy 33_Day
2025/02/19	Buy_9day	Buy 9 vs 21	Buy 33_Day
2025/02/20	Buy_9day	Buy 9 vs 21	Buy 33_Day
2025/02/21	Buy_9day	Buy 9 vs 21	Buy 33_Day
2025/02/24	Sell_9day	Buy 9 vs 21	Buy 33_Day
2025/02/25	Sell_9day	Buy 9 vs 21	Buy 33_Day
2025/02/26	Sell_9day	Buy 9 vs 21	Buy 33_Day
2025/02/27	Sell_9day	Buy 9 vs 21	Buy 33_Day
2025/02/28	Sell_9day	Buy 9 vs 21	Buy 33_Day
2025/03/03	Buy_9day	Buy 9 vs 21	Buy 33_Day
2025/03/04	Buy_9day	Buy 9 vs 21	Buy 33_Day
2025/03/05	Buy_9day	Buy 9 vs 21	Buy 33_Day
2025/03/06	Buy_9day	Buy 9 vs 21	Buy 33_Day
2025/03/07	Buy_9day	Buy 9 vs 21	Buy 33_Day
2025/03/10	Buy_9day	Buy 9 vs 21	Buy 33_Day
2025/03/11	Sell_9day	Buy 9 vs 21	Buy 33_Day
2025/03/12	Sell_9day	Buy 9 vs 21	Buy 33_Day
2025/03/13	Sell_9day	Buy 9 vs 21	Sell 33_Day
2025/03/14	Sell_9day	Sell 9 vs 21	Buy 33_Day
2025/03/17	Sell_9day	Sell 9 vs 21	Sell 33_Day
2025/03/18	Buy_9day	Sell 9 vs 21	Buy 33_Day

Strategy Universe	United Kingdom	Ascendant guidance	Trade	Strategy_Open Date	2025/02/28	Caterpillar Guidance	Trade
						(+) : Mom Days	49
						(-) : Mom Days	0
						Guided : Factor	33 day
						324_Buy Guidance	0.0%
						324_Sell Guidance	99.2%
						Mom_75 (days)	15.5%
						9 vs 21 day	-0.21%
						Price vs 9 day	0.55%

S
e
i
i

PERSON.LSE

Pearson Plc

Consumer Discretionary

Communication

United Kingdom

Market Cap : (B)

8 151

Price

Price

Individual Instrument

Individual Instrument

Individual Instrument

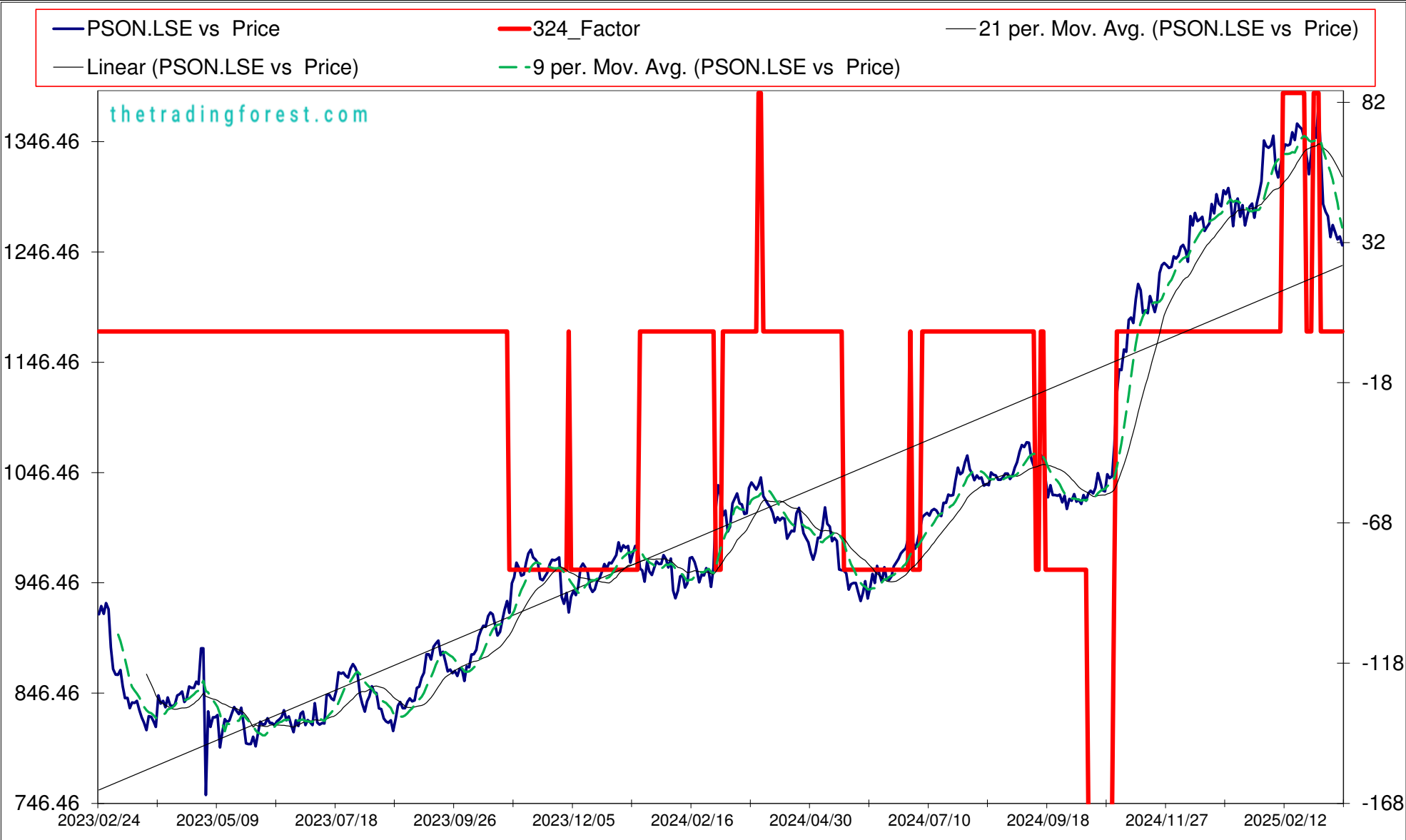
Market Cap : (B)

0


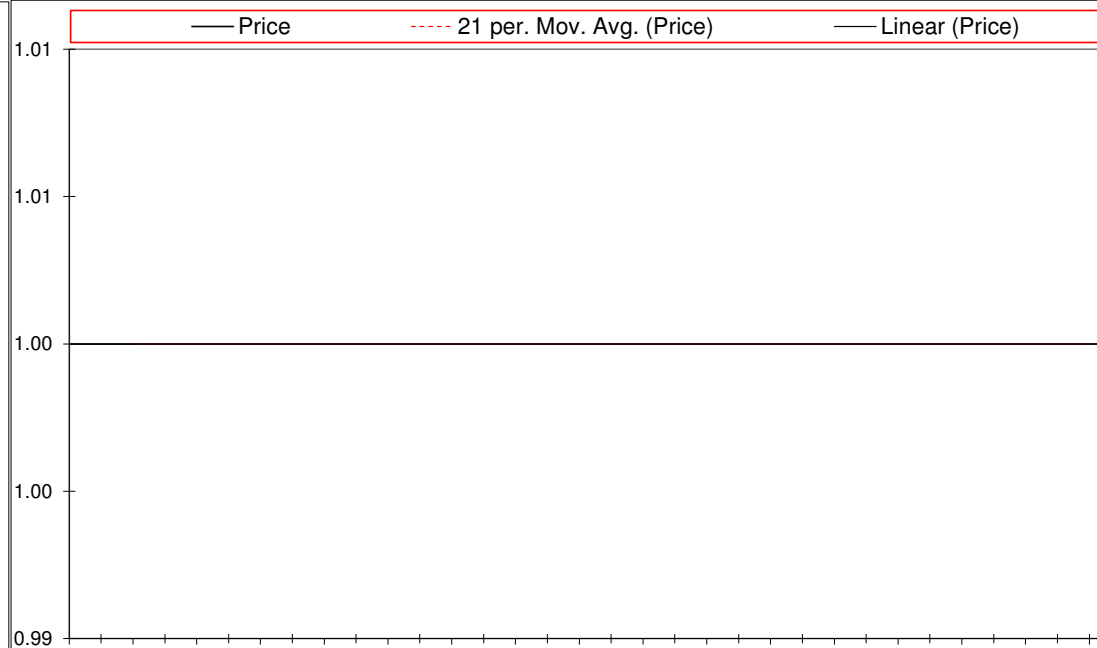
Follow the " 3day to 5day waiting period " before entering the trade : understand the Graph, Trend and Variables

Plan your enrty levels. Focus on the process not the outcome. Expect further short-term deviation from the trade signal. "Patience"

-2.260														68.129		-30.152	
Date	Price or Relative Price	Short_Term_ Radar	Medium_ Term_Radar	Caterpillar_ %	Wise_ Owl(Rnk)	324_Factor	Factor_324	Defcon _Index	Defcon _Index_Trade	Margin of Safety	75_Day_Mom	Trade_Rating (Guidance)	Trendsum				
2025/01/22	1 287.500	No Trade	No Trade	29.45%	0	Absolutely No	0	99	Research Defon Sell	4.29%	25.37%	C	5				
2025/01/23	1 290.500	No Trade	No Trade	30.61%	0	Absolutely No	0	99	Research Defon Sell	4.46%	26.52%	C	4				
2025/01/24	1 277.500	No Trade	No Trade	22.89%	0	Absolutely No	0	98	Research Defon Sell	3.33%	25.00%	C	3				
2025/01/27	1 291.000	No Trade	No Trade	28.88%	0	Absolutely No	0	99	Research Defon Sell	4.20%	26.82%	C	3				
2025/01/28	1 300.000	No Trade	No Trade	33.37%	0	Absolutely No	0	100	Research Defon Sell	4.86%	26.71%	C	4				
2025/01/29	1 310.500	No Trade	No Trade	38.68%	0	Absolutely No	0	100	Research Defon Sell	5.63%	28.35%	C	4				
2025/01/30	1 347.500	No Trade	No Trade	58.65%	0	Absolutely No	0	100	Research Defon Sell	8.53%	31.14%	C	6				
2025/01/31	1 342.500	No Trade	No Trade	55.36%	0	Absolutely No	0	100	Research Defon Sell	8.06%	30.34%	C	9				
2025/02/03	1 341.000	No Trade	No Trade	52.98%	0	Absolutely No	0	100	Research Defon Sell	7.71%	30.51%	C	13				
2025/02/04	1 343.000	No Trade	No Trade	53.57%	0	Absolutely No	0	100	Research Defon Sell	7.80%	30.07%	C	16				
2025/02/05	1 352.000	No Trade	No Trade	58.01%	0	Absolutely No	0	100	Research Defon Sell	8.44%	29.25%	C	18				
2025/02/06	1 321.500	No Trade	No Trade	40.70%	0	Absolutely No	0	98	Research Defon Sell	5.92%	27.25%	C	19				
2025/02/07	1 314.000	Sell_Panda_ST	No Trade	36.06%	0	Absolutely No	0	97	Research Defon Sell	5.25%	27.51%	C	20				
2025/02/10	1 325.000	Sell_Panda_ST	No Trade	40.60%	0	Absolutely No	0	98	Research Defon Sell	5.91%	28.70%	C	20				
2025/02/11	1 335.500	Sell_Panda_ST	No Trade	45.86%	50	Research	85	99	Research Defon Sell	6.67%	27.80%	B	15				
2025/02/12	1 344.000	No Trade	No Trade	50.01%	50	Research	85	99	Research Defon Sell	7.28%	29.04%	A	12				
2025/02/13	1 343.000	No Trade	No Trade	48.95%	50	Research	85	99	Research Defon Sell	7.12%	28.76%	A	9				
2025/02/14	1 344.000	No Trade	No Trade	48.99%	50	Research	85	99	Research Defon Sell	7.13%	25.43%	A	9				
2025/02/17	1 355.000	No Trade	No Trade	53.48%	50	Research	85	100	Research Defon Sell	7.78%	21.20%	A	12				
2025/02/18	1 348.000	No Trade	No Trade	49.14%	50	Research	85	99	Research Defon Sell	7.15%	18.25%	A	14				
2025/02/19	1 363.000	No Trade	No Trade	56.82%	50	Research	85	100	Research Defon Sell	8.27%	19.61%	A	17				
2025/02/20	1 360.000	No Trade	No Trade	58.43%	50	Research	85	100	Research Defon Sell	7.96%	17.44%	A	21				
2025/02/21	1 358.000	No Trade	No Trade	59.24%	50	Research	85	100	Research Defon Sell	7.72%	17.47%	A	24				
2025/02/24	1 350.000	No Trade	No Trade	54.73%	50	Research	85	99	Research Defon Sell	6.87%	13.92%	C	26				
2025/02/25	1 332.500	Sell_Panda_ST	Sell_Panda_ST	45.12%	0	Absolutely No	0	98	Research Defon Sell	5.41%	12.26%	C	21				
2025/02/26	1 317.000	Sell_Panda_ST	Sell_Panda_ST	34.30%	0	Absolutely No	0	97	Research Defon Sell	4.11%	11.42%	C	16				
2025/02/27	1 335.500	Sell_Panda_ST	Sell_Panda_ST	45.89%	0	Absolutely No	0	98	Research Defon Sell	5.50%	10.92%	C	12				
2025/02/28	1 361.500	No Trade	No Trade	62.40%	50	Research	85	100	Research Defon Sell	7.48%	11.83%	C	9				
2025/03/03	1 350.000	No Trade	No Trade	53.01%	50	Research	85	99	Research Defon Sell	6.36%	11.39%	C	6				
2025/03/04	1 379.000	No Trade	No Trade	71.44%	50	Research	85	100	Research Defon Sell	8.57%	15.79%	A	6				
2025/03/05	1 335.500	No Trade	No Trade	42.92%	0	Absolutely No	0	97	Research Defon Sell	5.07%	11.90%	C	7				
2025/03/06	1 290.000	No Trade	No Trade	12.03%	0	Absolutely No	0	0	Absolutely no Trade	1.42%	8.31%	C	6				
2025/03/07	1 283.000	No Trade	No Trade	6.86%	0	Absolutely No	0	0	Absolutely no Trade	0.80%	6.34%	C	4				
2025/03/10	1 279.000	No Trade	No Trade	2.97%	0	Absolutely No	0	0	Absolutely no Trade	0.28%	6.58%	C	0				
2025/03/11	1 260.000	No Trade	No Trade	11.69%	0	Absolutely No	0	0	Absolutely no Trade	-1.27%	5.70%	C	-4				
2025/03/12	1 271.000	No Trade	No Trade	4.41%	0	Absolutely No	0	0	Absolutely no Trade	-0.48%	5.83%	C	-8				
2025/03/13	1 265.000	No Trade	No Trade	9.33%	0	Absolutely No	0	-51	Absolutely no Trade	-1.02%	3.05%	C	-13				
2025/03/14	1 258.000	No Trade	No Trade	14.97%	0	Absolutely No	0	-52	Absolutely no Trade	-1.63%	1.90%	C	-19				
2025/03/17	1 260.500	No Trade	No Trade	15.02%	0	Absolutely No	0	-52	Absolutely no Trade	-1.64%	1.94%	C	-25				
2025/03/18	1 252.500	No Trade	No Trade	21.35%	0	Absolutely No	0	-53	Absolutely no Trade	-2.33%	1.46%	C	-26				



Date	9 day	9 vs 21 day	33 day
2025/01/29	Buy_9day	Sell 9 vs 21	Buy 33_Day
2025/01/30	Buy_9day	Buy 9 vs 21	Buy 33_Day
2025/01/31	Buy_9day	Buy 9 vs 21	Buy 33_Day
2025/02/03	Buy_9day	Buy 9 vs 21	Buy 33_Day
2025/02/04	Buy_9day	Buy 9 vs 21	Buy 33_Day
2025/02/05	Buy_9day	Buy 9 vs 21	Buy 33_Day
2025/02/06	Sell_9day	Buy 9 vs 21	Buy 33_Day
2025/02/07	Sell_9day	Buy 9 vs 21	Buy 33_Day
2025/02/10	Sell_9day	Buy 9 vs 21	Buy 33_Day
2025/02/11	Sell_9day	Buy 9 vs 21	Buy 33_Day
2025/02/12	Buy_9day	Buy 9 vs 21	Buy 33_Day
2025/02/13	Buy_9day	Buy 9 vs 21	Buy 33_Day
2025/02/14	Buy_9day	Buy 9 vs 21	Buy 33_Day
2025/02/17	Buy_9day	Buy 9 vs 21	Buy 33_Day
2025/02/18	Buy_9day	Buy 9 vs 21	Buy 33_Day
2025/02/19	Buy_9day	Buy 9 vs 21	Buy 33_Day
2025/02/20	Buy_9day	Buy 9 vs 21	Buy 33_Day
2025/02/21	Buy_9day	Buy 9 vs 21	Buy 33_Day
2025/02/24	Sell_9day	Buy 9 vs 21	Buy 33_Day
2025/02/25	Sell_9day	Buy 9 vs 21	Buy 33_Day
2025/02/26	Sell_9day	Buy 9 vs 21	Sell 33_Day
2025/02/27	Sell_9day	Buy 9 vs 21	Buy 33_Day
2025/02/28	Buy_9day	Buy 9 vs 21	Buy 33_Day
2025/03/03	Buy_9day	Buy 9 vs 21	Buy 33_Day
2025/03/04	Buy_9day	Buy 9 vs 21	Buy 33_Day
2025/03/05	Sell_9day	Buy 9 vs 21	Buy 33_Day
2025/03/06	Sell_9day	Sell 9 vs 21	Sell 33_Day
2025/03/07	Sell_9day	Sell 9 vs 21	Sell 33_Day
2025/03/10	Sell_9day	Sell 9 vs 21	Sell 33_Day
2025/03/11	Sell_9day	Sell 9 vs 21	Sell 33_Day
2025/03/12	Sell_9day	Sell 9 vs 21	Sell 33_Day
2025/03/13	Sell_9day	Sell 9 vs 21	Sell 33_Day
2025/03/14	Sell_9day	Sell 9 vs 21	Sell 33_Day
2025/03/17	Sell_9day	Sell 9 vs 21	Sell 33_Day
2025/03/18	Sell_9day	Sell 9 vs 21	Sell 33_Day

Strategy Universe	United Kingdom	Ascendant guidance	Research	Strategy_Open Date	2025/02/28	Caterpillar Guidance	Trade	
<div><div><div>— PSON.LSE - - - 21 per. Mov. Avg. (PSON.LSE) — Linear (PSON.LSE)</div></div><div><div>— Price - - - 21 per. Mov. Avg. (Price) — Linear (Price)</div></div></div>							<div><div>(+) : Mom Days</div><div>(-) : Mom Days</div><div>Guided : Factor</div><div>324_Buy Guidance</div><div>324_Sell Guidance</div><div>Mom_75 (days)</div><div>9 vs 21 day</div><div>Price vs 9 day</div></div>	<div><div>0</div><div>0</div><div>9 vs 21 day</div><div>33.9%</div><div>0.0%</div><div>1.5%</div><div>-3.49%</div><div>-1.28%</div></div>

S
e
|
|

AAF.LSE
Airtel Africa
Communication
Telecommunications
United Kingdom

Follow the " 3day to 5day waiting period " before entering the trade : understand the Graph, Trend and Variables

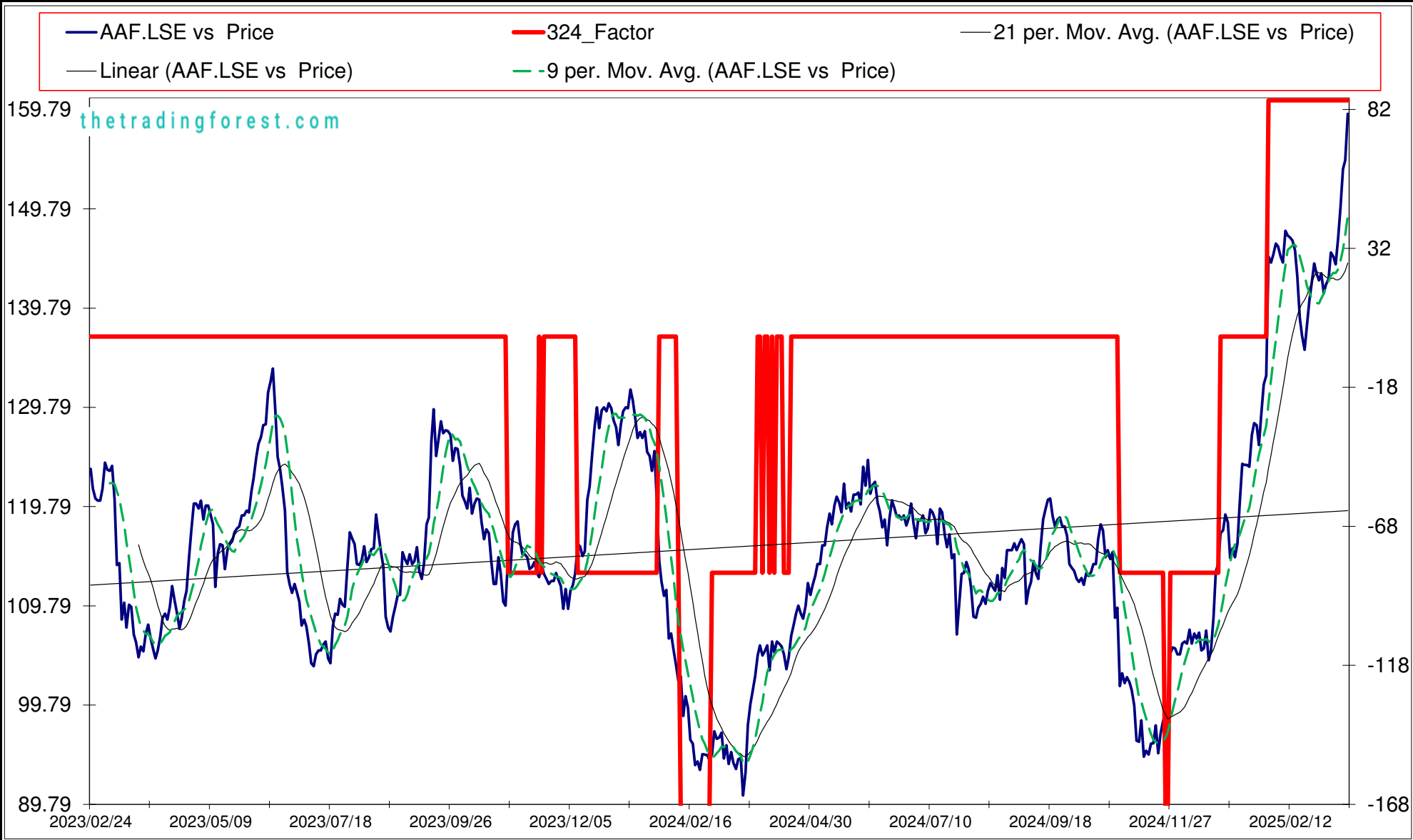
Market Cap : (B)3 621

Price
Price
Individual Instrument
Individual Instrument
Individual Instrument

Plan your enrty levels. Focus on the process not the outcome. Expect further short-term deviation from the trade signal. "Patience"

Market Cap : (B)0

-2.363										34.511		-14.602	
Date	Price or Relative Price	Short_Term_ Radar	Medium_ Term_Radar	Caterpillar_ %	Wise_ Owl(Rnk)	324_Factor	Factor_324	Defcon _Index	Defcon _Index_Trade	Margin of Safety	75_Day_Mom	Trade_Rating (Guidance)	Trendsum
2025/01/22	128.200	No Trade	No Trade	22.50%	0	Absolutely No	0	98	Research Defon Sell	4.73%	13.96%	C	23
2025/01/23	128.000	No Trade	No Trade	21.57%	0	Absolutely No	0	98	Research Defon Sell	4.53%	14.08%	C	25
2025/01/24	126.000	No Trade	No Trade	13.66%	0	Absolutely No	0	96	Research Defon Sell	2.87%	11.90%	C	26
2025/01/27	129.300	No Trade	No Trade	26.03%	0	Absolutely No	0	98	Research Defon Sell	5.47%	15.55%	C	27
2025/01/28	132.100	No Trade	No Trade	36.75%	0	Absolutely No	0	99	Research Defon Sell	7.72%	16.80%	C	28
2025/01/29	133.000	No Trade	No Trade	40.09%	0	Absolutely No	0	100	Research Defon Sell	8.42%	17.91%	C	30
2025/01/30	145.000	No Trade	No Trade	86.48%	60	Research	85	100	Research Defon Sell	18.17%	28.09%	A	33
2025/01/31	144.400	No Trade	No Trade	83.98%	50	Research	85	100	Research Defon Sell	17.65%	26.67%	A	36
2025/02/03	145.200	No Trade	No Trade	86.59%	60	Research	85	100	Research Defon Sell	18.19%	27.37%	A	39
2025/02/04	146.300	No Trade	No Trade	90.68%	60	Research	85	100	Research Defon Sell	19.05%	25.58%	A	42
2025/02/05	146.000	No Trade	No Trade	89.35%	60	Research	85	100	Research Defon Sell	18.77%	23.73%	A	43
2025/02/06	145.000	No Trade	No Trade	85.31%	60	Research	85	99	Research Defon Sell	17.93%	23.51%	A	43
2025/02/07	144.400	No Trade	No Trade	82.83%	50	Research	85	99	Research Defon Sell	17.40%	25.89%	B	42
2025/02/10	147.600	No Trade	No Trade	94.70%	60	Research	85	100	Research Defon Sell	19.90%	27.90%	A	42
2025/02/11	147.100	No Trade	No Trade	92.60%	60	Research	85	100	Research Defon Sell	19.46%	28.47%	A	39
2025/02/12	146.900	No Trade	No Trade	91.66%	60	Research	85	100	Research Defon Sell	19.26%	27.52%	A	36
2025/02/13	146.600	No Trade	No Trade	90.33%	60	Research	85	99	Research Defon Sell	18.98%	34.99%	A	33
2025/02/14	145.600	No Trade	No Trade	86.31%	50	Research	85	99	Research Defon Sell	18.14%	32.85%	B	30
2025/02/17	143.000	Sell_Panda_ST	No Trade	75.78%	50	Research	85	97	Research Defon Sell	15.92%	40.61%	B	25
2025/02/18	138.800	Sell_Panda_ST	Sell_Panda_ST	59.42%	0	Research	85	0	Absolutely no Trade	12.49%	34.76%	C	20
2025/02/19	137.000	Sell_Panda_ST	Sell_Panda_ST	52.32%	0	Research	85	0	Absolutely no Trade	10.99%	34.31%	C	15
2025/02/20	135.600	No Trade	No Trade	46.77%	0	Research	85	0	Absolutely no Trade	9.83%	32.16%	C	11
2025/02/21	138.000	No Trade	No Trade	55.86%	0	Research	85	0	Absolutely no Trade	11.74%	35.16%	C	6
2025/02/24	140.600	No Trade	No Trade	65.40%	50	Research	85	95	Research Defon Sell	13.74%	38.80%	B	2
2025/02/25	142.300	No Trade	No Trade	71.79%	50	Research	85	96	Research Defon Sell	15.08%	42.66%	B	-1
2025/02/26	144.300	No Trade	No Trade	79.32%	50	Research	85	98	Research Defon Sell	16.67%	50.00%	B	-4
2025/02/27	143.300	No Trade	No Trade	75.31%	50	Research	85	97	Research Defon Sell	15.83%	49.12%	B	-2
2025/02/28	142.600	No Trade	No Trade	72.46%	50	Research	85	97	Research Defon Sell	15.23%	45.14%	B	-1
2025/03/03	143.300	No Trade	No Trade	74.67%	50	Research	85	97	Research Defon Sell	15.69%	51.48%	B	0
2025/03/04	141.300	No Trade	No Trade	66.82%	50	Research	85	96	Research Defon Sell	14.04%	48.42%	B	-1
2025/03/05	142.200	No Trade	No Trade	70.12%	50	Research	85	96	Research Defon Sell	14.73%	50.00%	B	-2
2025/03/06	142.700	No Trade	No Trade	71.88%	50	Research	85	97	Research Defon Sell	15.10%	48.80%	B	-3
2025/03/07	145.400	No Trade	No Trade	82.08%	50	Research	85	99	Research Defon Sell	17.25%	51.54%	B	-3
2025/03/10	145.000	No Trade	No Trade	80.06%	50	Research	85	98	Research Defon Sell	16.82%	48.34%	B	-3
2025/03/11	144.200	No Trade	No Trade	76.83%	50	Research	85	98	Research Defon Sell	16.14%	51.87%	B	-2
2025/03/12	146.900	No Trade	No Trade	87.01%	50	Research	85	100	Research Defon Sell	18.28%	51.44%	A	0
2025/03/13	149.900	No Trade	No Trade	98.34%	50	Research	85	100	Research Defon Sell	20.66%	52.73%	A	2
2025/03/14	153.800	No Trade	No Trade	100.00%	50	Research	85	100	Research Defon Sell	23.77%	55.20%	A	5
2025/03/17	154.700	No Trade	No Trade	100.00%	50	Research	85	100	Research Defon Sell	24.38%	54.93%	A	9
2025/03/18	159.400	No Trade	No Trade	100.00%	50	Research	85	100	Research Defon Sell	28.12%	51.81%	A	14



Date	9 day	9 vs 21 day	33 day
2025/01/29	Buy_9day	Buy 9 vs 21	Buy 33_Day
2025/01/30	Buy_9day	Buy 9 vs 21	Buy 33_Day
2025/01/31	Buy_9day	Buy 9 vs 21	Buy 33_Day
2025/02/03	Buy_9day	Buy 9 vs 21	Buy 33_Day
2025/02/04	Buy_9day	Buy 9 vs 21	Buy 33_Day
2025/02/05	Buy_9day	Buy 9 vs 21	Buy 33_Day
2025/02/06	Buy_9day	Buy 9 vs 21	Buy 33_Day
2025/02/07	Buy_9day	Buy 9 vs 21	Buy 33_Day
2025/02/10	Buy_9day	Buy 9 vs 21	Buy 33_Day
2025/02/11	Buy_9day	Buy 9 vs 21	Buy 33_Day
2025/02/12	Buy_9day	Buy 9 vs 21	Buy 33_Day
2025/02/13	Buy_9day	Buy 9 vs 21	Buy 33_Day
2025/02/14	Sell_9day	Buy 9 vs 21	Buy 33_Day
2025/02/17	Sell_9day	Buy 9 vs 21	Buy 33_Day
2025/02/18	Sell_9day	Buy 9 vs 21	Buy 33_Day
2025/02/19	Sell_9day	Buy 9 vs 21	Buy 33_Day
2025/02/20	Sell_9day	Buy 9 vs 21	Buy 33_Day
2025/02/21	Sell_9day	Buy 9 vs 21	Buy 33_Day
2025/02/24	Sell_9day	Sell 9 vs 21	Buy 33_Day
2025/02/25	Buy_9day	Sell 9 vs 21	Buy 33_Day
2025/02/26	Buy_9day	Sell 9 vs 21	Buy 33_Day
2025/02/27	Buy_9day	Sell 9 vs 21	Buy 33_Day
2025/02/28	Buy_9day	Sell 9 vs 21	Buy 33_Day
2025/03/03	Buy_9day	Sell 9 vs 21	Buy 33_Day
2025/03/04	Buy_9day	Sell 9 vs 21	Buy 33_Day
2025/03/05	Buy_9day	Sell 9 vs 21	Buy 33_Day
2025/03/06	Buy_9day	Sell 9 vs 21	Buy 33_Day
2025/03/07	Buy_9day	Buy 9 vs 21	Buy 33_Day
2025/03/10	Buy_9day	Buy 9 vs 21	Buy 33_Day
2025/03/11	Buy_9day	Buy 9 vs 21	Buy 33_Day
2025/03/12	Buy_9day	Buy 9 vs 21	Buy 33_Day
2025/03/13	Buy_9day	Buy 9 vs 21	Buy 33_Day
2025/03/14	Buy_9day	Buy 9 vs 21	Buy 33_Day
2025/03/17	Buy_9day	Buy 9 vs 21	Buy 33_Day
2025/03/18	Buy_9day	Buy 9 vs 21	Buy 33_Day

Strategy Universe	United Kingdom	Ascendant guidance	Trade	Strategy_Open Date	2025/02/28	Caterpillar Guidance	Trade
						(+) : Mom Days	46
						(-) : Mom Days	0
						Guided : Factor	33 day
						324_Buy Guidance	0.0%
						324_Sell Guidance	100.0%
						Mom_75 (days)	51.8%
						9 vs 21 day	3.30%
						Price vs 9 day	6.90%

S
e
l
l

ALLEI.STO

Alleima

Industrials

Industrial Engineering

Sweden

Market Cap : (B)

17 712

Price

Price

Individual Instrument

Individual Instrument

Individual Instrument

Market Cap : (B)

0

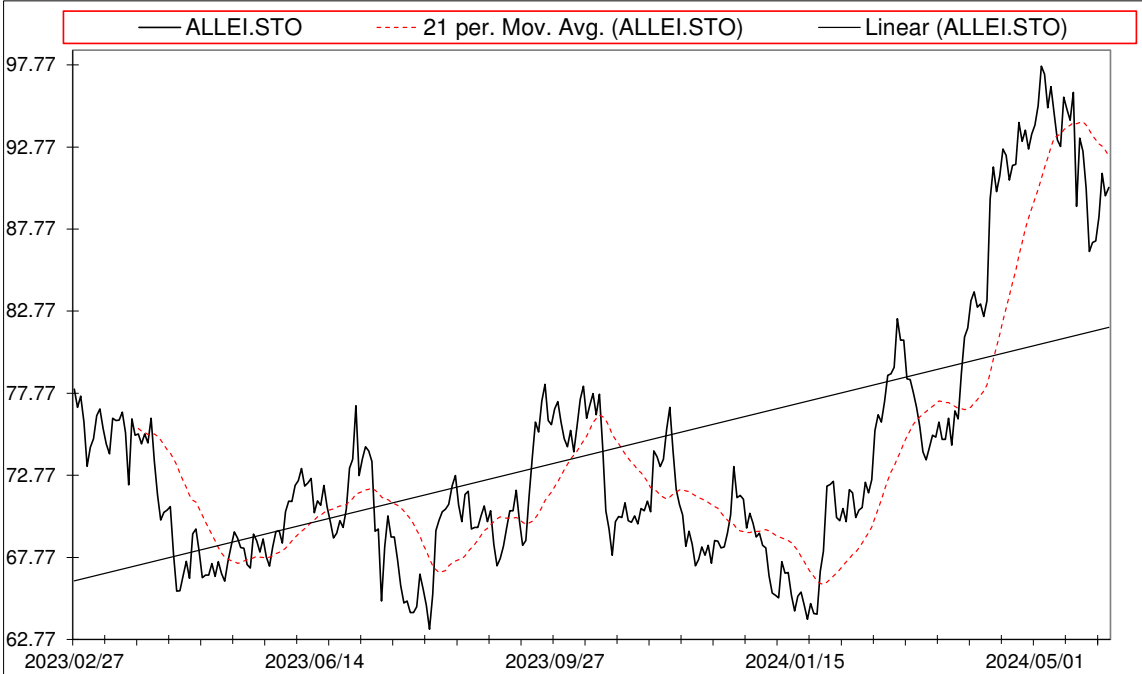
Follow the " 3day to 5day waiting period " before entering the trade : understand the Graph, Trend and Variables

Plan your enrty levels. Focus on the process not the outcome. Expect further short-term deviation from the trade signal. "Patience"

-2.310										43.113		-18.665	
Date	Price or Relative Price	Short_Term_ Radar	Medium_ Term_Radar	Caterpillar_ %	Wise_ Owl(Rnk)	324_Factor	Factor_324	Defcon _Index	Defcon _Index_Trade	Margin of Safety	75_Day_Mom	Trade_Rating (Guidance)	Trendsum
2025/01/22	82.450	No Trade	No Trade	16.56%	0	Absolutely No	0	98	Research Defon Sell	2.99%	18.55%	C	16
2025/01/23	83.400	No Trade	No Trade	22.89%	0	Absolutely No	0	99	Research Defon Sell	4.13%	18.38%	C	15
2025/01/24	89.600	No Trade	No Trade	65.49%	50	Research	85	100	Research Defon Sell	11.83%	28.27%	A	16
2025/01/27	91.550	No Trade	No Trade	78.17%	50	Research	85	100	Research Defon Sell	14.12%	32.68%	A	18
2025/01/28	90.050	No Trade	No Trade	67.56%	50	Research	85	98	Research Defon Sell	12.20%	30.04%	B	18
2025/01/29	91.000	No Trade	No Trade	73.85%	50	Research	85	99	Research Defon Sell	13.34%	32.85%	A	19
2025/01/30	92.650	No Trade	No Trade	84.96%	50	Research	85	100	Research Defon Sell	15.35%	35.55%	A	21
2025/01/31	92.250	No Trade	No Trade	81.94%	50	Research	85	100	Research Defon Sell	14.80%	38.41%	A	24
2025/02/03	90.750	No Trade	No Trade	70.82%	50	Research	85	98	Research Defon Sell	12.79%	38.34%	B	27
2025/02/04	91.650	No Trade	No Trade	76.75%	50	Research	85	99	Research Defon Sell	13.86%	40.03%	B	30
2025/02/05	91.700	No Trade	No Trade	76.84%	50	Research	85	99	Research Defon Sell	13.88%	40.43%	B	30
2025/02/06	94.250	No Trade	No Trade	94.10%	60	Research	85	100	Research Defon Sell	17.00%	39.63%	A	33
2025/02/07	93.100	No Trade	No Trade	85.93%	60	Research	85	99	Research Defon Sell	15.52%	39.37%	B	34
2025/02/10	93.800	No Trade	No Trade	89.93%	60	Research	85	100	Research Defon Sell	16.24%	40.31%	A	33
2025/02/11	92.650	No Trade	No Trade	81.78%	50	Research	85	98	Research Defon Sell	14.77%	41.56%	B	33
2025/02/12	93.550	No Trade	No Trade	87.69%	50	Research	85	99	Research Defon Sell	15.84%	45.04%	A	29
2025/02/13	94.100	No Trade	No Trade	91.19%	50	Research	85	100	Research Defon Sell	16.47%	43.88%	A	27
2025/02/14	95.300	No Trade	No Trade	99.14%	50	Research	85	100	Research Defon Sell	17.91%	45.16%	A	29
2025/02/17	97.700	No Trade	No Trade	100.00%	60	Research	85	100	Research Defon Sell	20.72%	50.66%	A	32
2025/02/18	97.200	No Trade	No Trade	96.78%	60	Research	85	99	Research Defon Sell	20.06%	51.88%	A	36
2025/02/19	95.150	No Trade	No Trade	84.33%	50	Research	85	97	Research Defon Sell	17.48%	46.50%	B	35
2025/02/20	96.450	No Trade	No Trade	91.83%	100	Research	170	99	Research Defon Sell	19.03%	49.88%	AAA	33
2025/02/21	94.800	No Trade	No Trade	81.77%	90	Research	170	97	Research Defon Sell	16.95%	47.43%	AAA	30
2025/02/24	93.200	Sell_Panda_ST	Sell_Panda_ST	71.56%	75	Research	170	95	Research Defon Sell	14.83%	39.31%	AA	25
2025/02/25	92.800	Sell_Panda_ST	Sell_Panda_ST	68.96%	50	Research	170	0	Absolutely no Trade	14.29%	36.17%	B	21
2025/02/26	95.800	No Trade	No Trade	86.55%	90	Research	170	98	Research Defon Sell	17.94%	32.87%	AAA	17
2025/02/27	95.050	Sell_Panda_ST	No Trade	81.86%	75	Research	170	97	Research Defon Sell	16.97%	31.65%	AA	13
2025/02/28	94.400	No Trade	No Trade	77.77%	75	Research	170	97	Research Defon Sell	16.12%	30.39%	AA	8
2025/03/03	96.100	No Trade	No Trade	87.15%	75	Research	170	98	Research Defon Sell	18.06%	36.89%	AA	4
2025/03/04	89.150	No Trade	No Trade	45.74%	0	Research	85	0	Absolutely no Trade	9.48%	27.36%	C	1
2025/03/05	93.300	No Trade	No Trade	70.10%	50	Research	85	95	Research Defon Sell	14.53%	31.87%	B	0
2025/03/06	92.500	No Trade	No Trade	65.14%	0	Research	85	0	Absolutely no Trade	13.50%	32.24%	C	-1
2025/03/07	90.250	No Trade	No Trade	51.60%	0	Research	85	0	Absolutely no Trade	10.69%	25.52%	C	-4
2025/03/10	86.400	No Trade	No Trade	28.18%	0	Absolutely No	0	0	Absolutely no Trade	5.84%	20.50%	C	-8
2025/03/11	86.950	No Trade	No Trade	31.22%	0	Research	85	0	Absolutely no Trade	6.47%	23.86%	C	-12
2025/03/12	87.050	No Trade	No Trade	31.60%	0	Research	85	0	Absolutely no Trade	6.55%	23.21%	C	-16
2025/03/13	88.500	No Trade	No Trade	39.95%	0	Research	85	0	Absolutely no Trade	8.28%	25.00%	C	-20
2025/03/14	91.150	No Trade	No Trade	55.37%	0	Research	85	0	Absolutely no Trade	11.48%	25.98%	C	-23
2025/03/17	89.800	No Trade	No Trade	46.76%	0	Research	85	0	Absolutely no Trade	9.69%	25.24%	C	-22
2025/03/18	90.300	No Trade	No Trade	49.48%	0	Research	85	0	Absolutely no Trade	10.26%	24.55%	C	-21



Date	9 day	9 vs 21 day	33 day
2025/01/29	Buy_9day	Buy 9 vs 21	Buy 33_Day
2025/01/30	Buy_9day	Buy 9 vs 21	Buy 33_Day
2025/01/31	Buy_9day	Buy 9 vs 21	Buy 33_Day
2025/02/03	Buy_9day	Buy 9 vs 21	Buy 33_Day
2025/02/04	Buy_9day	Buy 9 vs 21	Buy 33_Day
2025/02/05	Buy_9day	Buy 9 vs 21	Buy 33_Day
2025/02/06	Buy_9day	Buy 9 vs 21	Buy 33_Day
2025/02/07	Buy_9day	Buy 9 vs 21	Buy 33_Day
2025/02/10	Buy_9day	Buy 9 vs 21	Buy 33_Day
2025/02/11	Buy_9day	Buy 9 vs 21	Buy 33_Day
2025/02/12	Buy_9day	Buy 9 vs 21	Buy 33_Day
2025/02/13	Buy_9day	Buy 9 vs 21	Buy 33_Day
2025/02/14	Buy_9day	Buy 9 vs 21	Buy 33_Day
2025/02/17	Buy_9day	Buy 9 vs 21	Buy 33_Day
2025/02/18	Buy_9day	Buy 9 vs 21	Buy 33_Day
2025/02/19	Buy_9day	Buy 9 vs 21	Buy 33_Day
2025/02/20	Buy_9day	Buy 9 vs 21	Buy 33_Day
2025/02/21	Sell_9day	Buy 9 vs 21	Buy 33_Day
2025/02/24	Sell_9day	Buy 9 vs 21	Buy 33_Day
2025/02/25	Sell_9day	Buy 9 vs 21	Buy 33_Day
2025/02/26	Buy_9day	Buy 9 vs 21	Buy 33_Day
2025/02/27	Sell_9day	Buy 9 vs 21	Buy 33_Day
2025/02/28	Sell_9day	Buy 9 vs 21	Buy 33_Day
2025/03/03	Buy_9day	Buy 9 vs 21	Buy 33_Day
2025/03/04	Sell_9day	Buy 9 vs 21	Sell 33_Day
2025/03/05	Sell_9day	Sell 9 vs 21	Buy 33_Day
2025/03/06	Sell_9day	Sell 9 vs 21	Buy 33_Day
2025/03/07	Sell_9day	Sell 9 vs 21	Sell 33_Day
2025/03/10	Sell_9day	Sell 9 vs 21	Sell 33_Day
2025/03/11	Sell_9day	Sell 9 vs 21	Sell 33_Day
2025/03/12	Sell_9day	Sell 9 vs 21	Sell 33_Day
2025/03/13	Sell_9day	Sell 9 vs 21	Sell 33_Day
2025/03/14	Buy_9day	Sell 9 vs 21	Sell 33_Day
2025/03/17	Buy_9day	Sell 9 vs 21	Sell 33_Day
2025/03/18	Buy_9day	Sell 9 vs 21	Sell 33_Day

Strategy Universe		Sweden		Ascendant guidance		Trade		Strategy_Open Date		2025/02/28		Caterpillar Guidance		Trade			
<div><div><div>— ALLEI.STO</div><div>--- 21 per. Mov. Avg. (ALLEI.STO)</div><div>— Linear (ALLEI.STO)</div></div></div>														(+) : Mom Days		77	
														(-) : Mom Days		0	
														Guided : Factor		66 day	
														324_Buy Guidance		0.0%	
														324_Sell Guidance		92.4%	
														Mom_75 (days)		24.6%	
														9 vs 21 day		-3.25%	
														Price vs 9 day		1.22%	

HEXA-B.STO

B

Hexagon Ab Ser. B

u

Information Technology

y

Technology Hardware & Equipment

Sweden

Market Cap : (B)

236 459

Price

Price

Individual Instrument

Individual Instrument

Individual Instrument

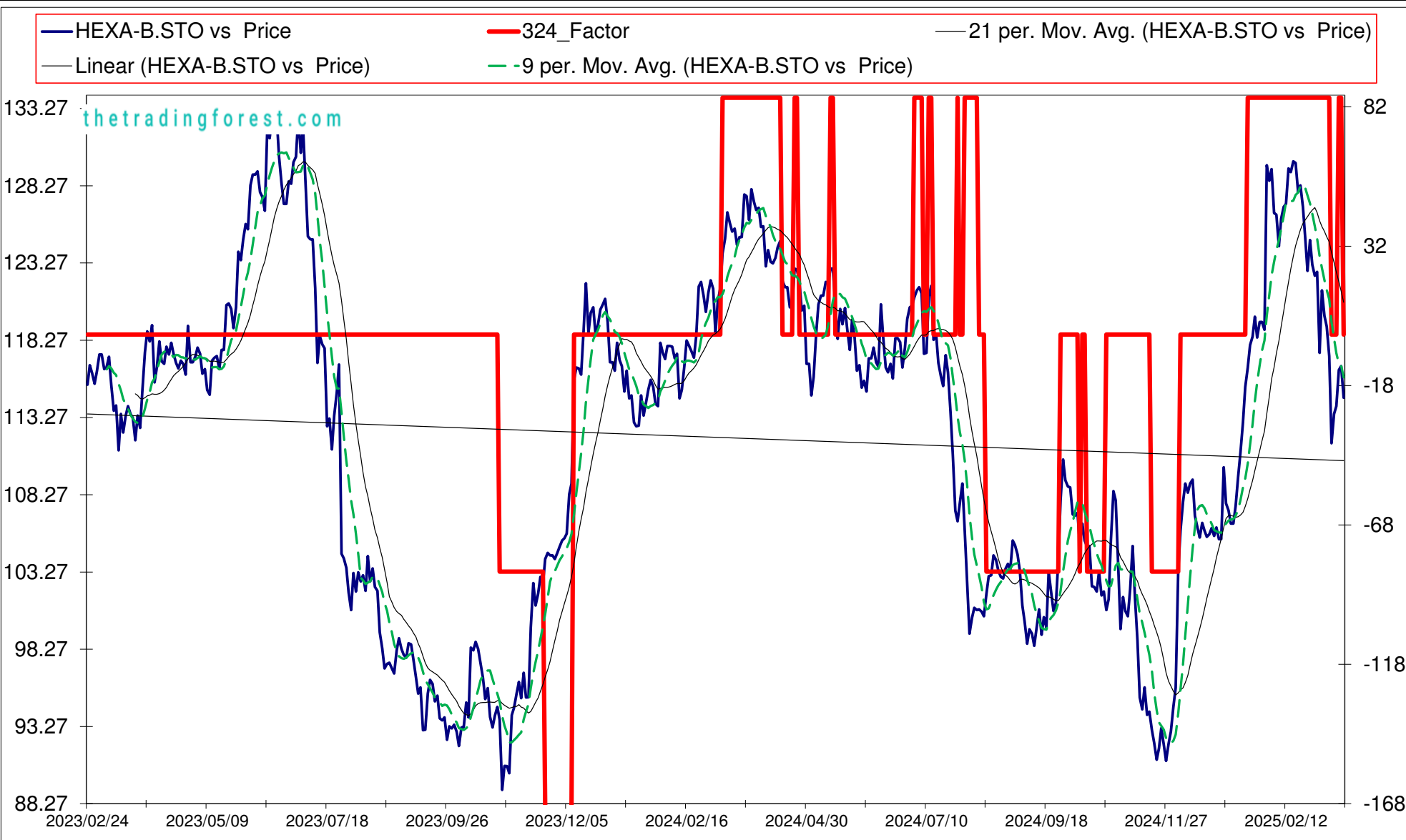
Market Cap : (B)

0

Follow the " 3day to 5day waiting period " before entering the trade : understand the Graph, Trend and Variables

Plan your enrty levels. Focus on the process not the outcome. Expect further short-term deviation from the trade signal. "Patience"

-1.982														-21.596		10.895	
Date	Price or Relative Price	Short_Term_ Radar	Medium_ Term_Radar	Caterpillar_ %	Wise_ Owl(Rnk)	324_Factor	Factor_324	Defcon _Index	Defcon _Index_Trade	Margin of Safety	75_Day_Mom	Trade_Rating (Guidance)	Trendsum				
2025/01/22	117.950	No Trade	No Trade	77.58%	50	Research	85	92	Research Defon Sell	7.84%	10.23%	C	6				
2025/01/23	118.500	No Trade	No Trade	82.78%	50	Research	85	93	Research Defon Sell	8.36%	10.85%	C	8				
2025/01/24	119.800	No Trade	No Trade	94.78%	50	Research	85	93	Research Defon Sell	9.57%	11.86%	C	12				
2025/01/27	118.450	No Trade	No Trade	83.23%	50	Research	85	92	Research Defon Sell	8.41%	12.76%	C	16				
2025/01/28	119.450	No Trade	No Trade	92.51%	50	Research	85	93	Research Defon Sell	9.35%	12.27%	C	18				
2025/01/29	119.450	No Trade	No Trade	92.74%	50	Research	85	93	Research Defon Sell	9.37%	13.44%	C	19				
2025/01/30	118.950	No Trade	No Trade	88.44%	50	Research	85	93	Research Defon Sell	8.93%	13.39%	C	19				
2025/01/31	129.600	No Trade	No Trade	100.00%	50	Research	85	99	Research Defon Sell	18.71%	23.49%	B	22				
2025/02/03	128.600	No Trade	No Trade	95.50%	50	Research	85	98	Research Defon Sell	17.87%	25.65%	B	24				
2025/02/04	129.350	No Trade	No Trade	99.31%	50	Research	85	98	Research Defon Sell	18.58%	26.44%	B	25				
2025/02/05	126.500	No Trade	No Trade	85.48%	50	Research	85	96	Research Defon Sell	15.99%	24.02%	B	26				
2025/02/06	126.400	No Trade	No Trade	85.12%	50	Research	85	96	Research Defon Sell	15.93%	22.36%	B	23				
2025/02/07	124.350	No Trade	No Trade	75.20%	50	Research	85	95	Research Defon Sell	14.07%	22.21%	B	22				
2025/02/10	126.150	No Trade	No Trade	84.41%	50	Research	85	96	Research Defon Sell	15.80%	23.68%	B	21				
2025/02/11	126.900	No Trade	No Trade	88.22%	50	Research	85	97	Research Defon Sell	16.51%	25.89%	B	21				
2025/02/12	127.100	Sell_Panda_ST	No Trade	89.33%	50	Research	85	97	Research Defon Sell	16.72%	25.22%	B	19				
2025/02/13	129.400	No Trade	No Trade	100.00%	50	Research	85	99	Research Defon Sell	18.85%	22.83%	B	18				
2025/02/14	129.150	No Trade	No Trade	98.91%	50	Research	85	98	Research Defon Sell	18.65%	19.03%	B	20				
2025/02/17	129.850	No Trade	No Trade	100.00%	50	Research	85	99	Research Defon Sell	19.37%	20.34%	B	22				
2025/02/18	129.750	No Trade	No Trade	99.66%	50	Research	85	99	Research Defon Sell	19.30%	25.24%	B	24				
2025/02/19	127.850	No Trade	No Trade	90.76%	50	Research	85	97	Research Defon Sell	17.58%	28.39%	B	25				
2025/02/20	128.300	No Trade	No Trade	93.03%	50	Research	85	98	Research Defon Sell	18.02%	26.22%	B	26				
2025/02/21	126.900	Sell_Panda_ST	No Trade	86.51%	50	Research	85	97	Research Defon Sell	16.75%	25.96%	B	23				
2025/02/24	124.900	Sell_Panda_ST	Sell_Panda_ST	77.38%	50	Research	85	95	Research Defon Sell	14.99%	24.40%	B	18				
2025/02/25	122.750	Sell_Panda_ST	Sell_Panda_ST	67.28%	0	Research	85	0	Absolutely no Trade	13.03%	20.17%	C	12				
2025/02/26	124.750	No Trade	No Trade	76.92%	50	Research	85	95	Research Defon Sell	14.90%	18.87%	B	6				
2025/02/27	123.150	No Trade	No Trade	69.43%	0	Research	85	0	Absolutely no Trade	13.45%	21.15%	C	1				
2025/02/28	122.450	No Trade	No Trade	66.23%	0	Research	85	0	Absolutely no Trade	12.83%	23.89%	C	-4				
2025/03/03	122.700	No Trade	No Trade	67.79%	0	Research	85	0	Absolutely no Trade	13.13%	28.97%	C	-9				
2025/03/04	117.450	No Trade	No Trade	42.91%	0	Research	85	0	Absolutely no Trade	8.31%	24.44%	C	-12				
2025/03/05	121.500	No Trade	No Trade	62.32%	0	Research	85	0	Absolutely no Trade	12.07%	26.83%	C	-14				
2025/03/06	119.850	No Trade	No Trade	54.58%	0	Research	85	0	Absolutely no Trade	10.57%	27.47%	C	-16				
2025/03/07	119.150	No Trade	No Trade	51.37%	0	Research	85	0	Absolutely no Trade	9.95%	26.46%	C	-19				
2025/03/10	117.250	No Trade	No Trade	42.67%	0	Research	85	0	Absolutely no Trade	8.26%	26.02%	C	-23				
2025/03/11	111.600	No Trade	No Trade	15.84%	0	Absolutely No	0	0	Absolutely no Trade	3.07%	21.01%	C	-27				
2025/03/12	113.500	No Trade	No Trade	25.02%	0	Absolutely No	0	0	Absolutely no Trade	4.85%	24.56%	C	-31				
2025/03/13	114.000	No Trade	No Trade	27.52%	0	Absolutely No	0	0	Absolutely no Trade	5.33%	24.10%	C	-34				
2025/03/14	116.350	No Trade	No Trade	38.85%	30	Research	85	0	Absolutely no Trade	7.52%	24.89%	C	-34				
2025/03/17	116.600	No Trade	No Trade	40.39%	30	Research	85	0	Absolutely no Trade	7.82%	26.60%	C	-33				
2025/03/18	114.550	No Trade	No Trade	30.72%	0	Absolutely No	0	0	Absolutely no Trade	5.95%	25.82%	C	-30				



Date	9 day	9 vs 21 day	33 day
2025/01/29	Buy_9day	Buy 9 vs 21	Buy 33_Day
2025/01/30	Buy_9day	Buy 9 vs 21	Buy 33_Day
2025/01/31	Buy_9day	Buy 9 vs 21	Buy 33_Day
2025/02/03	Buy_9day	Buy 9 vs 21	Buy 33_Day
2025/02/04	Buy_9day	Buy 9 vs 21	Buy 33_Day
2025/02/05	Buy_9day	Buy 9 vs 21	Buy 33_Day
2025/02/06	Buy_9day	Buy 9 vs 21	Buy 33_Day
2025/02/07	Sell_9day	Buy 9 vs 21	Buy 33_Day
2025/02/10	Buy_9day	Buy 9 vs 21	Buy 33_Day
2025/02/11	Buy_9day	Buy 9 vs 21	Buy 33_Day
2025/02/12	Sell_9day	Buy 9 vs 21	Buy 33_Day
2025/02/13	Buy_9day	Buy 9 vs 21	Buy 33_Day
2025/02/14	Buy_9day	Buy 9 vs 21	Buy 33_Day
2025/02/17	Buy_9day	Buy 9 vs 21	Buy 33_Day
2025/02/18	Buy_9day	Buy 9 vs 21	Buy 33_Day
2025/02/19	Buy_9day	Buy 9 vs 21	Buy 33_Day
2025/02/20	Buy_9day	Buy 9 vs 21	Buy 33_Day
2025/02/21	Sell_9day	Buy 9 vs 21	Buy 33_Day
2025/02/24	Sell_9day	Buy 9 vs 21	Buy 33_Day
2025/02/25	Sell_9day	Buy 9 vs 21	Buy 33_Day
2025/02/26	Sell_9day	Buy 9 vs 21	Buy 33_Day
2025/02/27	Sell_9day	Sell 9 vs 21	Buy 33_Day
2025/02/28	Sell_9day	Sell 9 vs 21	Sell 33_Day
2025/03/03	Sell_9day	Sell 9 vs 21	Sell 33_Day
2025/03/04	Sell_9day	Sell 9 vs 21	Sell 33_Day
2025/03/05	Sell_9day	Sell 9 vs 21	Sell 33_Day
2025/03/06	Sell_9day	Sell 9 vs 21	Sell 33_Day
2025/03/07	Sell_9day	Sell 9 vs 21	Sell 33_Day
2025/03/10	Sell_9day	Sell 9 vs 21	Sell 33_Day
2025/03/11	Sell_9day	Sell 9 vs 21	Sell 33_Day
2025/03/12	Sell_9day	Sell 9 vs 21	Sell 33_Day
2025/03/13	Sell_9day	Sell 9 vs 21	Sell 33_Day
2025/03/14	Sell_9day	Sell 9 vs 21	Sell 33_Day
2025/03/17	Sell_9day	Sell 9 vs 21	Sell 33_Day
2025/03/18	Sell_9day	Sell 9 vs 21	Sell 33_Day

Strategy Universe	Sweden	Ascendant guidance	Trade	Strategy_Open Date	2025/02/28	Caterpillar Guidance	Trade	
<div><div><div>HEXA-B.STO</div><div>21 per. Mov. Avg. (HEXA-B.STO)</div><div>Linear (HEXA-B.STO)</div></div><div><div>Price</div><div>21 per. Mov. Avg. (Price)</div><div>Linear (Price)</div></div></div>							(+) : Mom Days	0
							(-) : Mom Days	0
							Guided : Factor	9 vs 21 day
							324_Buy Guidance	0.0%
							324_Sell Guidance	86.3%
							Mom_75 (days)	25.8%
							9 vs 21 day	-4.02%
							Price vs 9 day	-1.14%

LOGN.SWX

B

Logitech International S.A.

u

Information Technology

y

Technology Hardware & Equipment

Switzerland

Market Cap : (B)

10 491

Price

Price

Individual Instrument

Individual Instrument

Individual Instrument

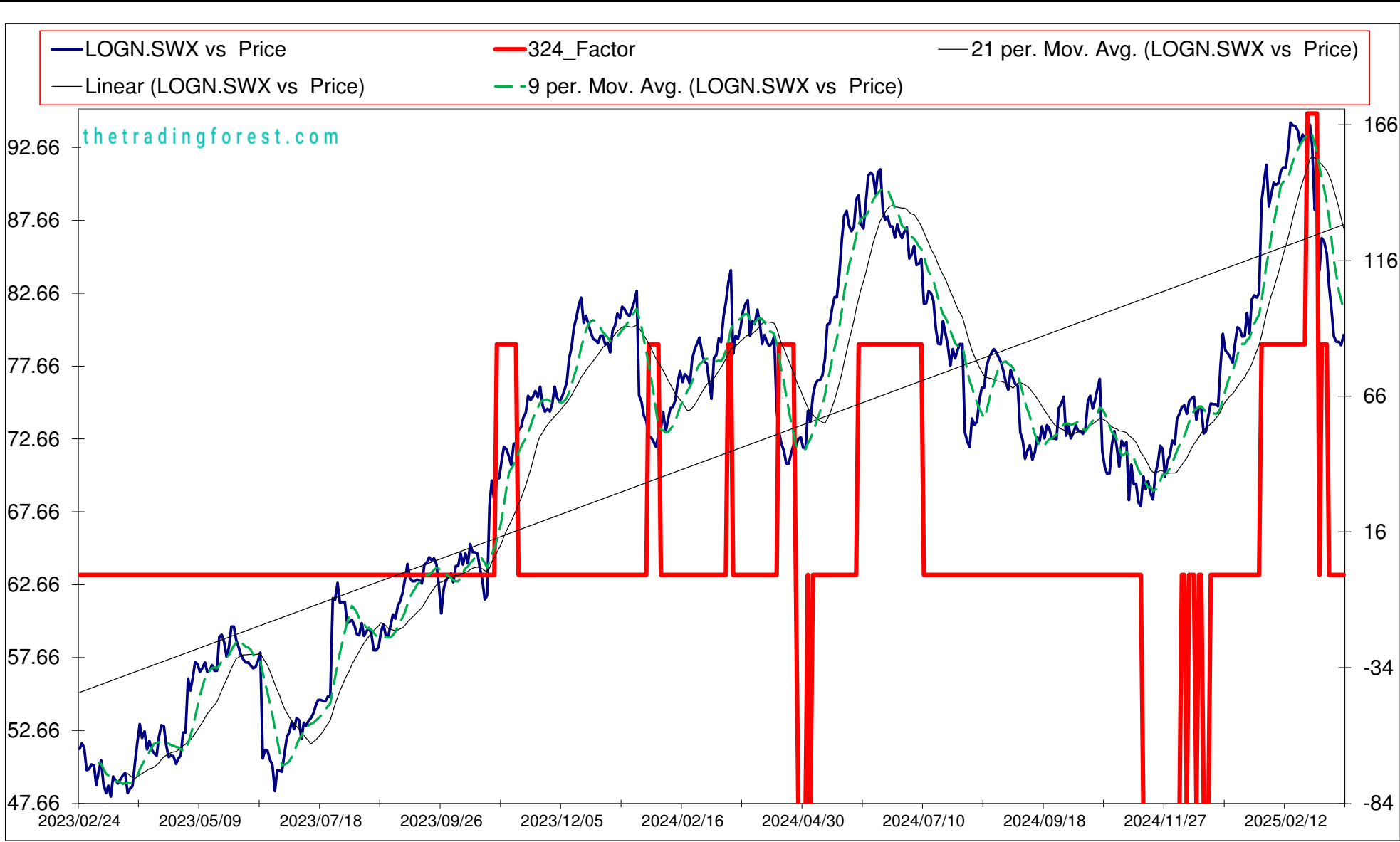
Market Cap : (B)

0

Follow the " 3day to 5day waiting period " before entering the trade : understand the Graph, Trend and Variables

Plan your enrty levels. Focus on the process not the outcome. Expect further short-term deviation from the trade signal. "Patience"

-3.951														5.281		-1.337	
Date	Price or Relative Price	Short_Term_ Radar	Medium_ Term_Radar	Caterpillar_ %	Wise_ Owl(Rnk)	324_Factor	Factor_324	Defcon _Index	Defcon _Index_Trade	Margin of Safety	75_Day_Mom	Trade_Rating (Guidance)	Trendsum				
2025/01/22	79.900	No Trade	No Trade	2.61%	0	Absolutely No	0	90	Research Defon Sell	0.41%	9.90%	C	22				
2025/01/23	82.240	No Trade	No Trade	21.15%	0	Absolutely No	0	93	Research Defon Sell	3.35%	12.53%	C	23				
2025/01/24	82.520	No Trade	No Trade	23.34%	0	Absolutely No	0	93	Research Defon Sell	3.70%	12.15%	C	25				
2025/01/27	82.360	No Trade	No Trade	21.98%	0	Absolutely No	0	93	Research Defon Sell	3.48%	12.51%	C	27				
2025/01/28	82.680	No Trade	No Trade	24.49%	0	Absolutely No	0	93	Research Defon Sell	3.88%	12.98%	C	29				
2025/01/29	88.940	No Trade	No Trade	74.13%	50	Research	85	98	Research Defon Sell	11.74%	21.84%	B	30				
2025/01/30	90.260	No Trade	No Trade	84.57%	50	Research	85	99	Research Defon Sell	13.39%	23.00%	A	33				
2025/01/31	91.480	No Trade	No Trade	94.21%	60	Research	85	100	Research Defon Sell	14.92%	21.49%	A	36				
2025/02/03	88.620	No Trade	No Trade	71.42%	50	Research	85	97	Research Defon Sell	11.31%	17.19%	B	40				
2025/02/04	89.420	No Trade	No Trade	77.73%	50	Research	85	98	Research Defon Sell	12.31%	19.64%	B	41				
2025/02/05	90.240	No Trade	No Trade	84.20%	50	Research	85	99	Research Defon Sell	13.33%	19.84%	B	41				
2025/02/06	90.120	No Trade	No Trade	83.21%	50	Research	85	99	Research Defon Sell	13.17%	18.39%	B	38				
2025/02/07	90.200	No Trade	No Trade	83.81%	50	Research	85	99	Research Defon Sell	13.27%	17.48%	B	36				
2025/02/10	91.020	No Trade	No Trade	90.21%	60	Research	85	99	Research Defon Sell	14.28%	26.77%	A	34				
2025/02/11	91.300	No Trade	No Trade	92.39%	60	Research	85	100	Research Defon Sell	14.63%	29.10%	A	32				
2025/02/12	91.280	No Trade	No Trade	92.20%	50	Research	85	100	Research Defon Sell	14.60%	29.92%	A	30				
2025/02/13	92.480	No Trade	No Trade	100.00%	50	Research	85	100	Research Defon Sell	16.10%	31.59%	A	30				
2025/02/14	94.360	No Trade	No Trade	100.00%	50	Research	85	100	Research Defon Sell	18.45%	30.62%	A	30				
2025/02/17	94.180	No Trade	No Trade	98.68%	60	Research	85	100	Research Defon Sell	18.21%	28.66%	A	33				
2025/02/18	94.140	No Trade	No Trade	98.38%	60	Research	85	100	Research Defon Sell	18.15%	30.64%	A	35				
2025/02/19	93.820	No Trade	No Trade	96.17%	60	Research	85	99	Research Defon Sell	17.75%	32.59%	A	35				
2025/02/20	92.940	No Trade	No Trade	90.15%	60	Research	85	98	Research Defon Sell	16.64%	28.12%	B	32				
2025/02/21	93.560	No Trade	No Trade	94.34%	50	Research	85	99	Research Defon Sell	17.41%	29.62%	A	29				
2025/02/24	93.280	Sell_Panda_ST	No Trade	92.34%	50	Research	85	99	Research Defon Sell	17.04%	28.77%	B	25				
2025/02/25	92.960	Sell_Panda_ST	No Trade	90.13%	90	Research	170	99	Research Defon Sell	16.63%	35.79%	AAA	22				
2025/02/26	94.220	No Trade	No Trade	98.67%	90	Research	170	100	Research Defon Sell	18.21%	32.89%	AAA	18				
2025/02/27	92.760	Sell_Panda_ST	No Trade	88.71%	90	Research	170	98	Research Defon Sell	16.37%	33.35%	AAA	16				
2025/02/28	88.400	Sell_Panda_ST	Sell_Panda_ST	59.04%	50	Research	170	0	Absolutely no Trade	10.89%	27.05%	B	13				
2025/03/03	89.460	No Trade	No Trade	66.16%	50	Research	170	0	Absolutely no Trade	12.21%	31.02%	B	11				
2025/03/04	84.240	No Trade	No Trade	30.65%	0	Absolutely No	0	0	Absolutely no Trade	5.66%	23.77%	C	7				
2025/03/05	86.440	No Trade	No Trade	45.57%	0	Research	85	0	Absolutely no Trade	8.41%	23.34%	C	4				
2025/03/06	86.200	No Trade	No Trade	43.91%	0	Research	85	0	Absolutely no Trade	8.10%	24.53%	C	0				
2025/03/07	85.360	No Trade	No Trade	38.18%	0	Research	85	0	Absolutely no Trade	7.04%	22.36%	C	-3				
2025/03/10	83.140	No Trade	No Trade	23.00%	0	Absolutely No	0	0	Absolutely no Trade	4.24%	20.63%	C	-8				
2025/03/11	81.500	No Trade	No Trade	11.83%	0	Absolutely No	0	0	Absolutely no Trade	2.18%	18.98%	C	-14				
2025/03/12	79.720	No Trade	No Trade	0.37%	0	Absolutely No	0	0	Absolutely no Trade	-0.05%	13.46%	C	-19				
2025/03/13	79.340	No Trade	No Trade	3.77%	0	Absolutely No	0	0	Absolutely no Trade	-0.53%	11.72%	C	-21				
2025/03/14	79.340	No Trade	No Trade	3.80%	0	Absolutely No	0	0	Absolutely no Trade	-0.54%	9.89%	C	-23				
2025/03/17	79.100	No Trade	No Trade	6.03%	0	Absolutely No	0	0	Absolutely no Trade	-0.85%	9.89%	C	-25				
2025/03/18	79.800	No Trade	No Trade	0.10%	0	Absolutely No	0	0	Absolutely no Trade	0.02%	13.90%	C	-26				



Date	9 day	9 vs 21 day	33 day
2025/01/29	Buy_9day	Buy 9 vs 21	Buy 33_Day
2025/01/30	Buy_9day	Buy 9 vs 21	Buy 33_Day
2025/01/31	Buy_9day	Buy 9 vs 21	Buy 33_Day
2025/02/03	Buy_9day	Buy 9 vs 21	Buy 33_Day
2025/02/04	Buy_9day	Buy 9 vs 21	Buy 33_Day
2025/02/05	Buy_9day	Buy 9 vs 21	Buy 33_Day
2025/02/06	Buy_9day	Buy 9 vs 21	Buy 33_Day
2025/02/07	Buy_9day	Buy 9 vs 21	Buy 33_Day
2025/02/10	Buy_9day	Buy 9 vs 21	Buy 33_Day
2025/02/11	Buy_9day	Buy 9 vs 21	Buy 33_Day
2025/02/12	Buy_9day	Buy 9 vs 21	Buy 33_Day
2025/02/13	Buy_9day	Buy 9 vs 21	Buy 33_Day
2025/02/14	Buy_9day	Buy 9 vs 21	Buy 33_Day
2025/02/17	Buy_9day	Buy 9 vs 21	Buy 33_Day
2025/02/18	Buy_9day	Buy 9 vs 21	Buy 33_Day
2025/02/19	Buy_9day	Buy 9 vs 21	Buy 33_Day
2025/02/20	Buy_9day	Buy 9 vs 21	Buy 33_Day
2025/02/21	Buy_9day	Buy 9 vs 21	Buy 33_Day
2025/02/24	Sell_9day	Buy 9 vs 21	Buy 33_Day
2025/02/25	Sell_9day	Buy 9 vs 21	Buy 33_Day
2025/02/26	Buy_9day	Buy 9 vs 21	Buy 33_Day
2025/02/27	Sell_9day	Buy 9 vs 21	Buy 33_Day
2025/02/28	Sell_9day	Buy 9 vs 21	Sell 33_Day
2025/03/03	Sell_9day	Buy 9 vs 21	Buy 33_Day
2025/03/04	Sell_9day	Sell 9 vs 21	Sell 33_Day
2025/03/05	Sell_9day	Sell 9 vs 21	Sell 33_Day
2025/03/06	Sell_9day	Sell 9 vs 21	Sell 33_Day
2025/03/07	Sell_9day	Sell 9 vs 21	Sell 33_Day
2025/03/10	Sell_9day	Sell 9 vs 21	Sell 33_Day
2025/03/11	Sell_9day	Sell 9 vs 21	Sell 33_Day
2025/03/12	Sell_9day	Sell 9 vs 21	Sell 33_Day
2025/03/13	Sell_9day	Sell 9 vs 21	Sell 33_Day
2025/03/14	Sell_9day	Sell 9 vs 21	Sell 33_Day
2025/03/17	Sell_9day	Sell 9 vs 21	Sell 33_Day
2025/03/18	Sell_9day	Sell 9 vs 21	Sell 33_Day

Strategy Universe

Switzerland

Ascendant guidance

Trade

Strategy_Open Date

2025/02/28

Caterpillar Guidance

Trade

LOGN.SWX

21 per. Mov. Avg. (LOGN.SWX)

Linear (LOGN.SWX)

Price

21 per. Mov. Avg. (Price)

Linear (Price)

(+) : Mom Days

0

(-) : Mom Days

0

Guided : Factor

9 vs 21 day

324_Buy Guidance

0.0%

324_Sell Guidance

84.6%

Mom_75 (days)

13.9%

9 vs 21 day

-6.46%

Price vs 9 day

-2.09%

S
e
l
l

RMS.PAR

Hermes International

Consumer Discretionary

Personal & Household Goods

France

Market Cap : (B)211 556

Price

Price

Individual Instrument

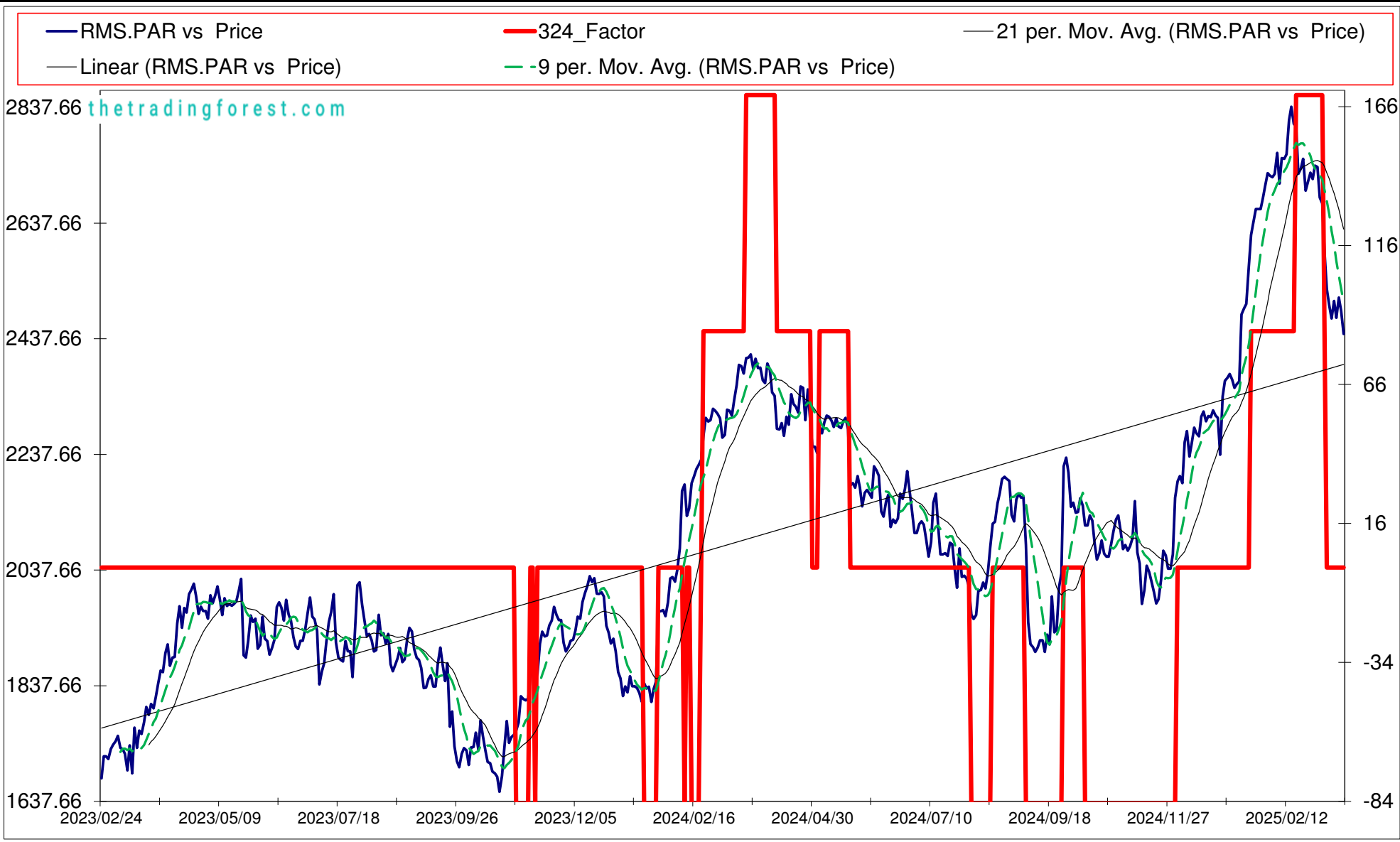
Individual Instrument

Individual InstrumentMarket Cap : (B)0

Follow the " 3day to 5day waiting period " before entering the trade : understand the Graph, Trend and Variables

Plan your enrty levels. Focus on the process not the outcome. Expect further short-term deviation from the trade signal. "Patience"

-2.32140.131-17.287														
Date	Price or Relative Price	Short_Term_Radar	Medium_Term_Radar	Caterpillar_%	Wise_Owl(Rnk)	324_Factor	Factor_324	Defcon_Index	Defcon_Index_Trade	Margin of Safety	75_Day_Mom	Trade_Rating (Guidance)	Trendsum	
2025/01/22	2 617.000	No Trade	No Trade	68.06%	50	Research	85	100	Research Defon Sell	10.41%	22.46%	A	29	
2025/01/23	2 639.000	No Trade	No Trade	73.85%	50	Research	85	100	Research Defon Sell	11.30%	23.43%	A	29	
2025/01/24	2 662.000	No Trade	No Trade	79.91%	50	Research	85	100	Research Defon Sell	12.22%	23.13%	A	32	
2025/01/27	2 662.000	No Trade	No Trade	79.06%	50	Research	85	100	Research Defon Sell	12.10%	23.87%	A	35	
2025/01/28	2 662.000	No Trade	No Trade	78.78%	50	Research	85	100	Research Defon Sell	12.05%	25.86%	A	37	
2025/01/29	2 681.000	No Trade	No Trade	83.73%	50	Research	85	100	Research Defon Sell	12.81%	26.76%	A	38	
2025/01/30	2 702.000	No Trade	No Trade	89.22%	60	Research	85	100	Research Defon Sell	13.65%	26.74%	A	38	
2025/01/31	2 724.000	No Trade	No Trade	94.98%	60	Research	85	100	Research Defon Sell	14.53%	28.31%	A	38	
2025/02/03	2 720.000	No Trade	No Trade	93.02%	60	Research	85	100	Research Defon Sell	14.23%	30.52%	A	38	
2025/02/04	2 717.000	No Trade	No Trade	91.92%	60	Research	85	100	Research Defon Sell	14.06%	32.15%	A	37	
2025/02/05	2 723.000	No Trade	No Trade	93.28%	60	Research	85	100	Research Defon Sell	14.27%	31.74%	A	37	
2025/02/06	2 759.000	No Trade	No Trade	100.00%	60	Research	85	100	Research Defon Sell	15.74%	32.07%	A	36	
2025/02/07	2 706.000	No Trade	No Trade	85.60%	60	Research	85	98	Research Defon Sell	13.47%	30.98%	B	37	
2025/02/10	2 750.000	No Trade	No Trade	96.48%	60	Research	85	100	Research Defon Sell	15.18%	33.43%	A	37	
2025/02/11	2 749.000	No Trade	No Trade	95.94%	60	Research	85	100	Research Defon Sell	15.10%	33.38%	A	36	
2025/02/12	2 757.000	No Trade	No Trade	97.79%	60	Research	85	100	Research Defon Sell	15.39%	32.36%	A	33	
2025/02/13	2 816.000	No Trade	No Trade	100.00%	60	Research	85	100	Research Defon Sell	17.81%	33.78%	A	32	
2025/02/14	2 839.000	No Trade	No Trade	100.00%	60	Research	85	100	Research Defon Sell	18.73%	33.60%	A	32	
2025/02/17	2 809.000	No Trade	No Trade	92.59%	60	Research	85	99	Research Defon Sell	17.34%	31.75%	B	33	
2025/02/18	2 806.000	No Trade	No Trade	91.68%	100	Research	170	99	Research Defon Sell	17.17%	33.37%	AAA	33	
2025/02/19	2 723.000	No Trade	No Trade	72.94%	90	Research	170	96	Research Defon Sell	13.66%	31.29%	AA	33	
2025/02/20	2 732.000	Sell_Panda_ST	No Trade	74.72%	75	Research	170	96	Research Defon Sell	13.99%	31.28%	AA	28	
2025/02/21	2 749.000	Sell_Panda_ST	No Trade	78.27%	90	Research	170	97	Research Defon Sell	14.66%	32.74%	AA	25	
2025/02/24	2 694.000	Sell_Panda_ST	Sell_Panda_ST	65.34%	50	Research	170	0	Absolutely no Trade	12.24%	29.58%	B	21	
2025/02/25	2 709.000	Sell_Panda_ST	Sell_Panda_ST	68.45%	75	Research	170	95	Research Defon Sell	12.82%	29.43%	AA	16	
2025/02/26	2 725.000	No Trade	No Trade	71.78%	60	Research	170	96	Research Defon Sell	13.44%	26.33%	A	10	
2025/02/27	2 714.000	No Trade	No Trade	69.10%	60	Research	170	96	Research Defon Sell	12.94%	31.24%	A	5	
2025/02/28	2 737.000	No Trade	No Trade	73.98%	60	Research	170	96	Research Defon Sell	13.86%	33.58%	A	1	
2025/03/03	2 735.000	No Trade	No Trade	72.85%	60	Research	170	96	Research Defon Sell	13.64%	38.20%	A	0	
2025/03/04	2 682.000	No Trade	No Trade	60.87%	50	Research	170	0	Absolutely no Trade	11.40%	33.90%	B	-4	
2025/03/05	2 672.000	No Trade	No Trade	58.42%	50	Research	170	0	Absolutely no Trade	10.94%	30.66%	B	-6	
2025/03/06	2 588.000	No Trade	No Trade	39.59%	0	Research	85	0	Absolutely no Trade	7.41%	27.24%	C	-9	
2025/03/07	2 524.000	No Trade	No Trade	25.19%	0	Absolutely No	0	0	Absolutely no Trade	4.72%	25.07%	C	-13	
2025/03/10	2 495.000	No Trade	No Trade	18.14%	0	Absolutely No	0	0	Absolutely no Trade	3.40%	24.78%	C	-17	
2025/03/11	2 473.000	No Trade	No Trade	13.07%	0	Absolutely No	0	0	Absolutely no Trade	2.45%	24.90%	C	-21	
2025/03/12	2 503.000	No Trade	No Trade	19.49%	0	Absolutely No	0	0	Absolutely no Trade	3.65%	25.97%	C	-26	
2025/03/13	2 474.000	No Trade	No Trade	12.88%	0	Absolutely No	0	0	Absolutely no Trade	2.41%	22.48%	C	-30	
2025/03/14	2 509.000	No Trade	No Trade	20.40%	0	Absolutely No	0	0	Absolutely no Trade	3.82%	21.15%	C	-32	
2025/03/17	2 486.000	No Trade	No Trade	14.70%	0	Absolutely No	0	0	Absolutely no Trade	2.75%	20.50%	C	-32	
2025/03/18	2 446.000	No Trade	No Trade	5.67%	0	Absolutely No	0	0	Absolutely no Trade	1.06%	19.90%	C	-34	



Date	9 day	9 vs 21 day	33 day
2025/01/29	Buy_9day	Buy 9 vs 21	Buy 33_Day
2025/01/30	Buy_9day	Buy 9 vs 21	Buy 33_Day
2025/01/31	Buy_9day	Buy 9 vs 21	Buy 33_Day
2025/02/03	Buy_9day	Buy 9 vs 21	Buy 33_Day
2025/02/04	Buy_9day	Buy 9 vs 21	Buy 33_Day
2025/02/05	Buy_9day	Buy 9 vs 21	Buy 33_Day
2025/02/06	Buy_9day	Buy 9 vs 21	Buy 33_Day
2025/02/07	Sell_9day	Buy 9 vs 21	Buy 33_Day
2025/02/10	Buy_9day	Buy 9 vs 21	Buy 33_Day
2025/02/11	Buy_9day	Buy 9 vs 21	Buy 33_Day
2025/02/12	Buy_9day	Buy 9 vs 21	Buy 33_Day
2025/02/13	Buy_9day	Buy 9 vs 21	Buy 33_Day
2025/02/14	Buy_9day	Buy 9 vs 21	Buy 33_Day
2025/02/17	Buy_9day	Buy 9 vs 21	Buy 33_Day
2025/02/18	Buy_9day	Buy 9 vs 21	Buy 33_Day
2025/02/19	Sell_9day	Buy 9 vs 21	Buy 33_Day
2025/02/20	Sell_9day	Buy 9 vs 21	Buy 33_Day
2025/02/21	Sell_9day	Buy 9 vs 21	Buy 33_Day
2025/02/24	Sell_9day	Buy 9 vs 21	Buy 33_Day
2025/02/25	Sell_9day	Buy 9 vs 21	Buy 33_Day
2025/02/26	Sell_9day	Buy 9 vs 21	Buy 33_Day
2025/02/27	Sell_9day	Sell 9 vs 21	Buy 33_Day
2025/02/28	Buy_9day	Sell 9 vs 21	Buy 33_Day
2025/03/03	Buy_9day	Sell 9 vs 21	Buy 33_Day
2025/03/04	Sell_9day	Sell 9 vs 21	Sell 33_Day
2025/03/05	Sell_9day	Sell 9 vs 21	Sell 33_Day
2025/03/06	Sell_9day	Sell 9 vs 21	Sell 33_Day
2025/03/07	Sell_9day	Sell 9 vs 21	Sell 33_Day
2025/03/10	Sell_9day	Sell 9 vs 21	Sell 33_Day
2025/03/11	Sell_9day	Sell 9 vs 21	Sell 33_Day
2025/03/12	Sell_9day	Sell 9 vs 21	Sell 33_Day
2025/03/13	Sell_9day	Sell 9 vs 21	Sell 33_Day
2025/03/14	Sell_9day	Sell 9 vs 21	Sell 33_Day
2025/03/17	Sell_9day	Sell 9 vs 21	Sell 33_Day
2025/03/18	Sell_9day	Sell 9 vs 21	Sell 33_Day

Strategy Universe

France

Ascendant guidance

Trade

Strategy_Open Date

2025/02/28

Caterpillar Guidance

Trade

RMS.PAR

21 per. Mov. Avg. (RMS.PAR)

Linear (RMS.PAR)

Price

21 per. Mov. Avg. (Price)

Linear (Price)

(+) : Mom Days

0

(-) : Mom Days

0

Guided : Factor

9 vs 21 day

324_Buy Guidance

0.0%

324_Sell Guidance

86.2%

Mom_75 (days)

19.9%

9 vs 21 day

-4.86%

Price vs 9 day

-2.15%

SAP.ETR

B
u
y

Sap Se

Information Technology

Software & Computer Services

Germany

Market Cap : (B)

262 804

Price

Price

Individual Instrument

Individual Instrument

Individual Instrument

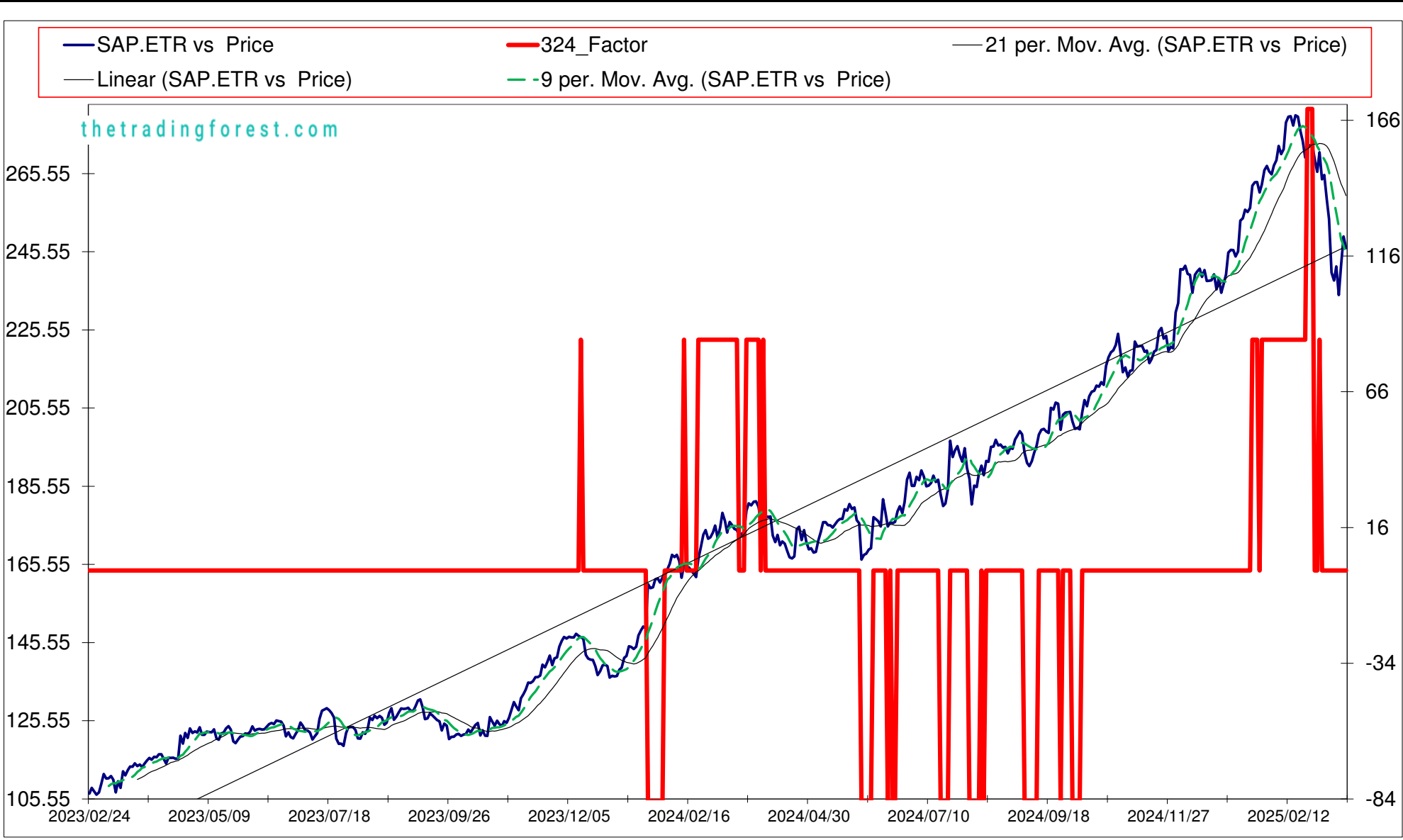
Market Cap : (B)

0

Follow the " 3day to 5day waiting period " before entering the trade : understand the Graph, Trend and Variables

Plan your enrty levels. Focus on the process not the outcome. Expect further short-term deviation from the trade signal. "Patience"

-2.235										108.405					-48.503	
Date	Price or Relative Price	Short_Term_ Radar	Medium_ Term_Radar	Caterpillar_ %	Wise_ Owl(Rnk)	324_Factor	Factor_324	Defcon _Index	Defcon _Index_Trade	Margin of Safety	75_Day_Mom	Trade_Rating (Guidance)	Trendsum			
2025/01/22	262.450	No Trade	No Trade	64.82%	50	Research	85	100	Research Defon Sell	7.22%	31.06%	A	14			
2025/01/23	263.350	No Trade	No Trade	67.09%	50	Research	85	100	Research Defon Sell	7.47%	31.35%	A	17			
2025/01/24	263.400	No Trade	No Trade	66.25%	50	Research	85	100	Research Defon Sell	7.37%	31.63%	A	21			
2025/01/27	260.750	No Trade	No Trade	53.50%	0	Absolutely No	0	99	Research Defon Sell	5.96%	27.54%	C	27			
2025/01/28	262.850	No Trade	No Trade	60.15%	50	Research	85	100	Research Defon Sell	6.70%	26.61%	A	29			
2025/01/29	266.450	No Trade	No Trade	72.24%	50	Research	85	100	Research Defon Sell	8.04%	29.31%	A	30			
2025/01/30	267.550	No Trade	No Trade	75.22%	50	Research	85	100	Research Defon Sell	8.37%	28.26%	A	31			
2025/01/31	266.150	No Trade	No Trade	69.10%	50	Research	85	99	Research Defon Sell	7.69%	26.89%	A	32			
2025/02/03	265.400	No Trade	No Trade	63.32%	50	Research	85	99	Research Defon Sell	7.05%	26.38%	A	32			
2025/02/04	267.650	No Trade	No Trade	70.45%	50	Research	85	100	Research Defon Sell	7.84%	26.64%	A	33			
2025/02/05	269.000	No Trade	No Trade	74.31%	50	Research	85	100	Research Defon Sell	8.27%	27.46%	A	34			
2025/02/06	272.650	No Trade	No Trade	86.48%	60	Research	85	100	Research Defon Sell	9.63%	28.49%	A	36			
2025/02/07	270.550	No Trade	No Trade	77.86%	50	Research	85	99	Research Defon Sell	8.67%	27.92%	A	38			
2025/02/10	271.850	No Trade	No Trade	79.47%	50	Research	85	100	Research Defon Sell	8.85%	25.65%	A	41			
2025/02/11	278.600	No Trade	No Trade	100.00%	60	Research	85	100	Research Defon Sell	11.43%	27.45%	A	43			
2025/02/12	280.100	No Trade	No Trade	100.00%	60	Research	85	100	Research Defon Sell	11.92%	27.41%	A	44			
2025/02/13	280.250	No Trade	No Trade	99.52%	60	Research	85	100	Research Defon Sell	11.86%	27.21%	A	45			
2025/02/14	277.850	No Trade	No Trade	90.51%	60	Research	85	99	Research Defon Sell	10.78%	25.33%	A	46			
2025/02/17	280.450	No Trade	No Trade	96.29%	60	Research	85	100	Research Defon Sell	11.47%	24.89%	A	46			
2025/02/18	280.100	No Trade	No Trade	94.15%	60	Research	85	100	Research Defon Sell	11.22%	27.49%	A	46			
2025/02/19	276.400	No Trade	No Trade	80.86%	50	Research	85	99	Research Defon Sell	9.64%	28.71%	B	44			
2025/02/20	273.900	Sell_Panda_ST	No Trade	71.60%	50	Research	85	98	Research Defon Sell	8.53%	26.81%	B	42			
2025/02/21	269.700	Sell_Panda_ST	Sell_Panda_ST	56.70%	50	Research	85	96	Research Defon Sell	6.76%	26.26%	B	37			
2025/02/24	271.900	Sell_Panda_ST	Sell_Panda_ST	61.21%	75	Research	170	97	Research Defon Sell	7.29%	26.41%	AA	31			
2025/02/25	272.800	Sell_Panda_ST	No Trade	63.26%	75	Research	170	97	Research Defon Sell	7.54%	26.71%	AA	25			
2025/02/26	272.900	Sell_Panda_ST	Sell_Panda_ST	62.66%	60	Research	170	97	Research Defon Sell	7.47%	22.60%	AA	20			
2025/02/27	269.200	Sell_Panda_ST	Sell_Panda_ST	49.52%	0	Absolutely No	0	96	Research Defon Sell	5.90%	21.64%	C	15			
2025/02/28	266.000	No Trade	No Trade	38.05%	0	Absolutely No	0	0	Absolutely no Trade	4.53%	20.12%	C	10			
2025/03/03	271.000	No Trade	No Trade	51.80%	50	Research	85	97	Research Defon Sell	6.17%	22.35%	B	5			
2025/03/04	264.100	No Trade	No Trade	28.22%	0	Absolutely No	0	0	Absolutely no Trade	3.36%	20.05%	C	1			
2025/03/05	265.200	No Trade	No Trade	30.94%	0	Absolutely No	0	0	Absolutely no Trade	3.69%	20.41%	C	-3			
2025/03/06	259.000	No Trade	No Trade	9.73%	0	Absolutely No	0	0	Absolutely no Trade	1.16%	19.30%	C	-7			
2025/03/07	253.950	No Trade	No Trade	9.42%	0	Absolutely No	0	0	Absolutely no Trade	-0.91%	16.41%	C	-11			
2025/03/10	240.250	No Trade	No Trade	67.46%	0	Absolutely No	0	0	Absolutely no Trade	-6.55%	9.18%	C	-15			
2025/03/11	238.200	No Trade	No Trade	76.65%	0	Absolutely No	0	0	Absolutely no Trade	-7.44%	8.08%	C	-20			
2025/03/12	241.800	No Trade	No Trade	63.22%	0	Absolutely No	0	0	Absolutely no Trade	-6.13%	7.37%	C	-25			
2025/03/13	234.500	No Trade	No Trade	93.38%	0	Absolutely No	0	0	Absolutely no Trade	-9.06%	3.72%	C	-29			
2025/03/14	242.000	No Trade	No Trade	64.38%	0	Absolutely No	0	0	Absolutely no Trade	-6.25%	8.35%	C	-30			
2025/03/17	249.450	No Trade	No Trade	37.65%	0	Absolutely No	0	0	Absolutely no Trade	-3.65%	11.34%	C	-31			
2025/03/18	246.500	No Trade	No Trade	50.38%	0	Absolutely No	0	0	Absolutely no Trade	-4.89%	11.94%	C	-31			



Date	9 day	9 vs 21 day	33 day
2025/01/29	Buy_9day	Buy 9 vs 21	Buy 33_Day
2025/01/30	Buy_9day	Buy 9 vs 21	Buy 33_Day
2025/01/31	Buy_9day	Buy 9 vs 21	Buy 33_Day
2025/02/03	Buy_9day	Buy 9 vs 21	Buy 33_Day
2025/02/04	Buy_9day	Buy 9 vs 21	Buy 33_Day
2025/02/05	Buy_9day	Buy 9 vs 21	Buy 33_Day
2025/02/06	Buy_9day	Buy 9 vs 21	Buy 33_Day
2025/02/07	Buy_9day	Buy 9 vs 21	Buy 33_Day
2025/02/10	Buy_9day	Buy 9 vs 21	Buy 33_Day
2025/02/11	Buy_9day	Buy 9 vs 21	Buy 33_Day
2025/02/12	Buy_9day	Buy 9 vs 21	Buy 33_Day
2025/02/13	Buy_9day	Buy 9 vs 21	Buy 33_Day
2025/02/14	Buy_9day	Buy 9 vs 21	Buy 33_Day
2025/02/17	Buy_9day	Buy 9 vs 21	Buy 33_Day
2025/02/18	Buy_9day	Buy 9 vs 21	Buy 33_Day
2025/02/19	Sell_9day	Buy 9 vs 21	Buy 33_Day
2025/02/20	Sell_9day	Buy 9 vs 21	Buy 33_Day
2025/02/21	Sell_9day	Buy 9 vs 21	Buy 33_Day
2025/02/24	Sell_9day	Buy 9 vs 21	Buy 33_Day
2025/02/25	Sell_9day	Buy 9 vs 21	Buy 33_Day
2025/02/26	Sell_9day	Buy 9 vs 21	Buy 33_Day
2025/02/27	Sell_9day	Buy 9 vs 21	Buy 33_Day
2025/02/28	Sell_9day	Sell 9 vs 21	Sell 33_Day
2025/03/03	Sell_9day	Sell 9 vs 21	Buy 33_Day
2025/03/04	Sell_9day	Sell 9 vs 21	Sell 33_Day
2025/03/05	Sell_9day	Sell 9 vs 21	Sell 33_Day
2025/03/06	Sell_9day	Sell 9 vs 21	Sell 33_Day
2025/03/07	Sell_9day	Sell 9 vs 21	Sell 33_Day
2025/03/10	Sell_9day	Sell 9 vs 21	Sell 33_Day
2025/03/11	Sell_9day	Sell 9 vs 21	Sell 33_Day
2025/03/12	Sell_9day	Sell 9 vs 21	Sell 33_Day
2025/03/13	Sell_9day	Sell 9 vs 21	Sell 33_Day
2025/03/14	Sell_9day	Sell 9 vs 21	Sell 33_Day
2025/03/17	Buy_9day	Sell 9 vs 21	Sell 33_Day
2025/03/18	Buy_9day	Sell 9 vs 21	Sell 33_Day

Strategy UniverseGermanyAscendant guidanceResearchStrategy_Open Date2025/02/28Caterpillar GuidanceTrade

SAP.ETR21 per. Mov. Avg. (SAP.ETR)Linear (SAP.ETR)

Price21 per. Mov. Avg. (Price)Linear (Price)

(+) : Mom Days0

(-) : Mom Days0

Guided : Factor9 vs 21 day

324_Buy Guidance-15.1%

324_Sell Guidance0.0%

Mom_75 (days)11.9%

9 vs 21 day-5.72%

Price vs 9 day0.58%

S
e
l
l

CFR.SWX

Compagnie Financiere Richemont Sa

Consumer Discretionary

Personal & Household Goods

Switzerland

Market Cap : (B)63 613

Follow the " 3day to 5day waiting period " before entering the trade : understand the Graph, Trend and Variables

Price

Price

Individual Instrument

Individual Instrument

Individual Instrument

Market Cap : (B)0

Plan your enrtty levels. Focus on the process not the outcome. Expect further short-term deviation from the trade signal. "Patience"

-2.295														52.562		-22.905	
Date	Price or Relative Price	Short_Term_ Radar	Medium_ Term_Radar	Caterpillar_ %	Wise_ Owl(Rnk)	324_Factor	Factor_324	Defcon _Index	Defcon _Index_Trade	Margin of Safety	75_Day_Mom	Trade_Rating (Guidance)	Trendsum				
2025/01/22	168.250	No Trade	No Trade	75.70%	50	Research	85	100	Research Defon Sell	12.47%	28.53%	A	18				
2025/01/23	170.100	No Trade	No Trade	82.88%	50	Research	85	100	Research Defon Sell	13.65%	30.00%	A	21				
2025/01/24	171.700	No Trade	No Trade	89.04%	50	Research	85	100	Research Defon Sell	14.67%	28.61%	A	24				
2025/01/27	172.350	No Trade	No Trade	90.68%	50	Research	85	100	Research Defon Sell	14.94%	32.53%	A	27				
2025/01/28	172.200	No Trade	No Trade	89.74%	50	Research	85	100	Research Defon Sell	14.78%	30.60%	A	29				
2025/01/29	174.650	No Trade	No Trade	99.32%	50	Research	85	100	Research Defon Sell	16.36%	33.12%	A	30				
2025/01/30	177.150	No Trade	No Trade	100.00%	60	Research	85	100	Research Defon Sell	17.97%	34.82%	A	31				
2025/01/31	177.100	No Trade	No Trade	99.50%	60	Research	85	100	Research Defon Sell	17.88%	35.35%	A	31				
2025/02/03	175.750	No Trade	No Trade	93.58%	60	Research	85	99	Research Defon Sell	16.82%	37.47%	A	31				
2025/02/04	176.300	No Trade	No Trade	95.31%	60	Research	85	100	Research Defon Sell	17.13%	39.15%	A	33				
2025/02/05	177.700	No Trade	No Trade	100.00%	60	Research	85	100	Research Defon Sell	18.00%	40.47%	A	34				
2025/02/06	176.900	No Trade	No Trade	96.74%	60	Research	85	100	Research Defon Sell	17.41%	38.80%	A	36				
2025/02/07	175.000	No Trade	No Trade	89.43%	60	Research	85	98	Research Defon Sell	16.10%	38.18%	B	36				
2025/02/10	175.900	Sell_Panda_ST	No Trade	91.83%	60	Research	85	99	Research Defon Sell	16.53%	38.56%	B	35				
2025/02/11	179.000	No Trade	No Trade	100.00%	60	Research	85	100	Research Defon Sell	18.53%	42.01%	A	33				
2025/02/12	180.550	No Trade	No Trade	100.00%	60	Research	85	100	Research Defon Sell	19.50%	40.56%	A	32				
2025/02/13	183.850	No Trade	No Trade	100.00%	60	Research	85	100	Research Defon Sell	21.63%	43.13%	A	31				
2025/02/14	183.000	No Trade	No Trade	97.14%	60	Research	85	100	Research Defon Sell	21.01%	42.30%	A	32				
2025/02/17	182.900	No Trade	No Trade	96.04%	100	Research	170	99	Research Defon Sell	20.77%	42.28%	AAA	32				
2025/02/18	180.450	No Trade	No Trade	88.30%	100	Research	170	98	Research Defon Sell	19.10%	42.37%	AAA	32				
2025/02/19	178.800	No Trade	No Trade	83.01%	90	Research	170	97	Research Defon Sell	17.95%	42.64%	AAA	29				
2025/02/20	180.100	Sell_Panda_ST	No Trade	86.72%	90	Research	170	98	Research Defon Sell	18.75%	42.32%	AAA	28				
2025/02/21	180.350	Sell_Panda_ST	No Trade	87.22%	90	Research	170	98	Research Defon Sell	18.86%	44.28%	AAA	25				
2025/02/24	178.100	Sell_Panda_ST	No Trade	79.60%	75	Research	170	97	Research Defon Sell	17.21%	43.46%	AA	20				
2025/02/25	179.300	Sell_Panda_ST	No Trade	83.00%	75	Research	170	98	Research Defon Sell	17.95%	43.27%	AA	14				
2025/02/26	183.800	No Trade	No Trade	96.43%	90	Research	170	100	Research Defon Sell	20.85%	43.87%	AAA	11				
2025/02/27	182.000	No Trade	No Trade	90.69%	75	Research	170	99	Research Defon Sell	19.61%	52.56%	AA	9				
2025/02/28	183.500	No Trade	No Trade	94.99%	75	Research	170	100	Research Defon Sell	20.54%	52.47%	AA	7				
2025/03/03	184.850	No Trade	No Trade	98.31%	75	Research	170	100	Research Defon Sell	21.26%	58.74%	AA	9				
2025/03/04	181.500	No Trade	No Trade	87.89%	50	Research	85	98	Research Defon Sell	19.01%	53.88%	B	11				
2025/03/05	182.000	No Trade	No Trade	89.14%	50	Research	85	98	Research Defon Sell	19.28%	50.66%	B	12				
2025/03/06	174.300	No Trade	No Trade	65.56%	0	Research	85	0	Absolutely no Trade	14.18%	45.07%	C	11				
2025/03/07	164.850	No Trade	No Trade	36.70%	0	Research	85	0	Absolutely no Trade	7.94%	35.96%	C	7				
2025/03/10	158.450	No Trade	No Trade	16.66%	0	Absolutely No	0	0	Absolutely no Trade	3.60%	33.26%	C	3				
2025/03/11	158.350	No Trade	No Trade	16.13%	0	Absolutely No	0	0	Absolutely no Trade	3.49%	33.52%	C	-2				
2025/03/12	162.100	No Trade	No Trade	27.24%	0	Absolutely No	0	0	Absolutely no Trade	5.89%	37.78%	C	-7				
2025/03/13	163.200	No Trade	No Trade	30.33%	0	Research	85	0	Absolutely no Trade	6.56%	37.66%	C	-11				
2025/03/14	166.750	No Trade	No Trade	40.82%	0	Research	85	0	Absolutely no Trade	8.83%	37.64%	C	-13				
2025/03/17	164.000	No Trade	No Trade	31.83%	0	Research	85	0	Absolutely no Trade	6.88%	34.04%	C	-14				
2025/03/18	163.650	No Trade	No Trade	30.54%	0	Research	85	0	Absolutely no Trade	6.61%	34.25%	C	-12				

EUZ.ETR

B

Eckert & Ziegler Strahlen Und Medi

u

Health Care

y

Health Care Equipment & Services

Germany

Market Cap : (B)

831

Price

Price

Individual Instrument

Individual Instrument

Individual Instrument

Market Cap : (B)

0

Follow the " 3day to 5day waiting period " before entering the trade : understand the Graph, Trend and Variables

Plan your enrty levels. Focus on the process not the outcome. Expect further short-term deviation from the trade signal. "Patience"

-2.279										59.353					-26.042	
Date	Price or Relative Price	Short_Term_ Radar	Medium_ Term_Radar	Caterpillar_ %	Wise_ Owl(Rnk)	324_Factor	Factor_324	Defcon _Index	Defcon _Index_Trade	Margin of Safety	75_Day_Mom	Trade_Rating (Guidance)	Trendsum			
2025/01/22	48.180	No Trade	No Trade	6.98%	0	Absolutely No	0	89	Research Defon Sell	-1.51%	19.43%	C	-19			
2025/01/23	48.280	No Trade	No Trade	6.29%	0	Absolutely No	0	89	Research Defon Sell	-1.36%	15.39%	C	-15			
2025/01/24	52.400	No Trade	No Trade	38.87%	0	Absolutely No	0	94	Research Defon Sell	6.99%	26.27%	C	-11			
2025/01/27	52.300	No Trade	No Trade	36.75%	0	Absolutely No	0	94	Research Defon Sell	6.61%	30.23%	C	-6			
2025/01/28	52.850	No Trade	No Trade	42.65%	0	Absolutely No	0	95	Research Defon Sell	7.67%	29.28%	C	-1			
2025/01/29	52.750	No Trade	No Trade	41.19%	0	Absolutely No	0	94	Research Defon Sell	7.41%	28.85%	C	4			
2025/01/30	53.000	No Trade	No Trade	43.68%	0	Absolutely No	0	95	Research Defon Sell	7.86%	29.46%	C	9			
2025/01/31	54.600	No Trade	No Trade	61.44%	50	Research	85	96	Research Defon Sell	11.05%	28.90%	B	13			
2025/02/03	54.000	No Trade	No Trade	53.65%	50	Research	85	95	Research Defon Sell	9.65%	27.66%	B	15			
2025/02/04	55.650	No Trade	No Trade	71.93%	50	Research	85	97	Research Defon Sell	12.94%	33.01%	B	18			
2025/02/05	55.650	No Trade	No Trade	71.58%	50	Research	85	97	Research Defon Sell	12.88%	30.70%	B	21			
2025/02/06	59.400	No Trade	No Trade	100.00%	50	Research	85	100	Research Defon Sell	20.42%	34.69%	A	24			
2025/02/07	59.450	No Trade	No Trade	100.00%	50	Research	85	100	Research Defon Sell	20.45%	34.81%	A	27			
2025/02/10	59.950	No Trade	No Trade	100.00%	60	Research	85	100	Research Defon Sell	21.27%	34.48%	A	31			
2025/02/11	59.900	No Trade	No Trade	99.21%	60	Research	85	100	Research Defon Sell	21.10%	34.73%	A	34			
2025/02/12	60.550	No Trade	No Trade	100.00%	60	Research	85	100	Research Defon Sell	22.35%	39.58%	A	37			
2025/02/13	57.200	No Trade	No Trade	69.43%	30	Research	85	0	Absolutely no Trade	15.51%	36.45%	C	37			
2025/02/14	56.900	Sell_Panda_ST	No Trade	66.43%	30	Research	85	0	Absolutely no Trade	14.84%	34.64%	C	36			
2025/02/17	59.700	No Trade	No Trade	90.84%	60	Research	85	99	Research Defon Sell	20.30%	41.87%	B	34			
2025/02/18	59.800	No Trade	No Trade	91.45%	50	Research	85	99	Research Defon Sell	20.43%	42.04%	B	29			
2025/02/19	58.500	No Trade	No Trade	79.44%	50	Research	85	97	Research Defon Sell	17.75%	49.69%	B	26			
2025/02/20	61.000	No Trade	No Trade	100.00%	50	Research	85	100	Research Defon Sell	22.72%	56.09%	A	25			
2025/02/21	60.050	No Trade	No Trade	91.30%	50	Research	85	98	Research Defon Sell	20.74%	54.77%	B	25			
2025/02/24	59.000	No Trade	No Trade	81.15%	50	Research	85	97	Research Defon Sell	18.43%	52.06%	B	26			
2025/02/25	59.150	No Trade	No Trade	82.19%	50	Research	85	97	Research Defon Sell	18.67%	52.45%	B	27			
2025/02/26	57.950	Sell_Panda_ST	No Trade	71.31%	50	Research	85	95	Research Defon Sell	16.20%	51.54%	B	26			
2025/02/27	58.250	Sell_Panda_ST	No Trade	73.68%	50	Research	85	95	Research Defon Sell	16.74%	47.39%	B	22			
2025/02/28	57.450	Sell_Panda_ST	Sell_Panda_ST	66.35%	0	Research	85	0	Absolutely no Trade	15.07%	45.15%	C	18			
2025/03/03	57.950	Sell_Panda_ST	Sell_Panda_ST	69.93%	60	Research	170	95	Research Defon Sell	15.89%	46.41%	B	14			
2025/03/04	56.300	No Trade	No Trade	55.13%	0	Research	85	0	Absolutely no Trade	12.52%	44.51%	C	8			
2025/03/05	58.900	No Trade	No Trade	77.73%	50	Research	85	97	Research Defon Sell	17.66%	49.57%	B	3			
2025/03/06	57.300	No Trade	No Trade	63.38%	0	Research	85	0	Absolutely no Trade	14.40%	42.40%	C	-1			
2025/03/07	58.400	No Trade	No Trade	72.77%	50	Research	85	96	Research Defon Sell	16.53%	53.36%	B	-5			
2025/03/10	54.250	No Trade	No Trade	35.55%	0	Research	85	0	Absolutely no Trade	8.08%	42.46%	C	-8			
2025/03/11	53.300	No Trade	No Trade	26.97%	0	Research	85	0	Absolutely no Trade	6.13%	44.21%	C	-10			
2025/03/12	53.500	No Trade	No Trade	28.46%	0	Research	85	0	Absolutely no Trade	6.47%	44.44%	C	-12			
2025/03/13	55.050	No Trade	No Trade	41.78%	0	Research	85	0	Absolutely no Trade	9.49%	37.56%	C	-15			
2025/03/14	55.500	No Trade	No Trade	45.46%	0	Research	85	0	Absolutely no Trade	10.33%	38.68%	C	-17			
2025/03/17	57.400	No Trade	No Trade	61.28%	0	Research	85	0	Absolutely no Trade	13.92%	32.93%	C	-19			
2025/03/18	57.650	No Trade	No Trade	63.19%	0	Research	85	0	Absolutely no Trade	14.35%	34.13%	C	-20			



Date	9 day	9 vs 21 day	33 day
2025/01/29	Buy_9day	Buy 9 vs 21	Buy 33_Day
2025/01/30	Buy_9day	Buy 9 vs 21	Buy 33_Day
2025/01/31	Buy_9day	Buy 9 vs 21	Buy 33_Day
2025/02/03	Buy_9day	Buy 9 vs 21	Buy 33_Day
2025/02/04	Buy_9day	Buy 9 vs 21	Buy 33_Day
2025/02/05	Buy_9day	Buy 9 vs 21	Buy 33_Day
2025/02/06	Buy_9day	Buy 9 vs 21	Buy 33_Day
2025/02/07	Buy_9day	Buy 9 vs 21	Buy 33_Day
2025/02/10	Buy_9day	Buy 9 vs 21	Buy 33_Day
2025/02/11	Buy_9day	Buy 9 vs 21	Buy 33_Day
2025/02/12	Buy_9day	Buy 9 vs 21	Buy 33_Day
2025/02/13	Sell_9day	Buy 9 vs 21	Buy 33_Day
2025/02/14	Sell_9day	Buy 9 vs 21	Buy 33_Day
2025/02/17	Buy_9day	Buy 9 vs 21	Buy 33_Day
2025/02/18	Buy_9day	Buy 9 vs 21	Buy 33_Day
2025/02/19	Sell_9day	Buy 9 vs 21	Buy 33_Day
2025/02/20	Buy_9day	Buy 9 vs 21	Buy 33_Day
2025/02/21	Buy_9day	Buy 9 vs 21	Buy 33_Day
2025/02/24	Sell_9day	Buy 9 vs 21	Buy 33_Day
2025/02/25	Buy_9day	Buy 9 vs 21	Buy 33_Day
2025/02/26	Sell_9day	Buy 9 vs 21	Buy 33_Day
2025/02/27	Sell_9day	Buy 9 vs 21	Buy 33_Day
2025/02/28	Sell_9day	Buy 9 vs 21	Buy 33_Day
2025/03/03	Sell_9day	Buy 9 vs 21	Buy 33_Day
2025/03/04	Sell_9day	Buy 9 vs 21	Buy 33_Day
2025/03/05	Buy_9day	Sell 9 vs 21	Buy 33_Day
2025/03/06	Sell_9day	Sell 9 vs 21	Buy 33_Day
2025/03/07	Buy_9day	Sell 9 vs 21	Buy 33_Day
2025/03/10	Sell_9day	Sell 9 vs 21	Sell 33_Day
2025/03/11	Sell_9day	Sell 9 vs 21	Sell 33_Day
2025/03/12	Sell_9day	Sell 9 vs 21	Sell 33_Day
2025/03/13	Sell_9day	Sell 9 vs 21	Sell 33_Day
2025/03/14	Sell_9day	Sell 9 vs 21	Sell 33_Day
2025/03/17	Buy_9day	Sell 9 vs 21	Sell 33_Day
2025/03/18	Buy_9day	Sell 9 vs 21	Buy 33_Day

Strategy Universe	Germany	Ascendant guidance	Research	Strategy_Open Date	2025/02/28	Caterpillar Guidance	Trade
						(+) : Mom Days	74
						(-) : Mom Days	0
						Guided : Factor	66 day
						324_Buy Guidance	0.0%
						324_Sell Guidance	94.5%
						Mom_75 (days)	34.1%
						9 vs 21 day	-2.86%
						Price vs 9 day	3.28%

S
e
l
l

GALE.SWX

Galenica Ag

Health Care

Health Care Equipment & Services

Switzerland

Market Cap : (B)

3 845

Price

Price

Individual Instrument

Individual Instrument

Individual Instrument

Market Cap : (B)

0

Follow the " 3day to 5day waiting period " before entering the trade : understand the Graph, Trend and Variables

Plan your enrty levels. Focus on the process not the outcome. Expect further short-term deviation from the trade signal. "Patience"

-2.505												18.133		-7.240	
Date	Price or Relative Price	Short_Term_ Radar	Medium_ Term_Radar	Caterpillar_ %	Wise_ Owl(Rnk)	324_Factor	Factor_324	Defcon _Index	Defcon _Index_Trade	Margin of Safety	75_Day_Mom	Trade_Rating (Guidance)	Trendsum		
2025/01/22	79.200	No Trade	No Trade	31.28%	0	Absolutely No	0	98	Research Defon Sell	2.12%	6.88%	C	19		
2025/01/23	79.650	No Trade	No Trade	39.58%	0	Absolutely No	0	99	Research Defon Sell	2.68%	7.71%	C	21		
2025/01/24	79.350	No Trade	No Trade	33.61%	0	Absolutely No	0	98	Research Defon Sell	2.27%	7.89%	C	25		
2025/01/27	80.450	No Trade	No Trade	53.76%	0	Absolutely No	0	99	Research Defon Sell	3.64%	9.53%	C	29		
2025/01/28	81.050	No Trade	No Trade	64.91%	30	Absolutely No	0	99	Research Defon Sell	4.39%	10.42%	C	33		
2025/01/29	81.450	No Trade	No Trade	72.25%	30	Absolutely No	0	100	Research Defon Sell	4.89%	10.59%	C	35		
2025/01/30	81.550	No Trade	No Trade	73.88%	30	Absolutely No	0	100	Research Defon Sell	5.00%	9.46%	C	37		
2025/01/31	81.350	No Trade	No Trade	69.81%	30	Absolutely No	0	100	Research Defon Sell	4.73%	7.82%	C	39		
2025/02/03	81.650	No Trade	No Trade	74.71%	30	Absolutely No	0	100	Research Defon Sell	5.06%	7.58%	C	41		
2025/02/04	81.900	No Trade	No Trade	79.19%	30	Absolutely No	0	100	Research Defon Sell	5.36%	8.84%	C	42		
2025/02/05	82.450	No Trade	No Trade	89.37%	60	Research	85	100	Research Defon Sell	6.05%	8.63%	C	45		
2025/02/06	82.050	No Trade	No Trade	81.50%	30	Absolutely No	0	100	Research Defon Sell	5.52%	7.68%	C	45		
2025/02/07	81.800	No Trade	No Trade	76.48%	30	Absolutely No	0	99	Research Defon Sell	5.18%	7.99%	C	45		
2025/02/10	82.050	No Trade	No Trade	80.42%	30	Absolutely No	0	100	Research Defon Sell	5.44%	9.40%	C	43		
2025/02/11	82.300	No Trade	No Trade	84.90%	30	Absolutely No	0	100	Research Defon Sell	5.75%	10.25%	C	39		
2025/02/12	82.250	No Trade	No Trade	83.68%	30	Absolutely No	0	100	Research Defon Sell	5.66%	7.31%	C	37		
2025/02/13	81.600	No Trade	No Trade	71.07%	30	Absolutely No	0	99	Research Defon Sell	4.81%	6.11%	C	31		
2025/02/14	81.800	Sell_Panda_ST	No Trade	74.60%	30	Absolutely No	0	99	Research Defon Sell	5.05%	5.68%	C	25		
2025/02/17	81.800	Sell_Panda_ST	No Trade	73.79%	0	Absolutely No	0	99	Research Defon Sell	4.99%	7.14%	C	20		
2025/02/18	81.900	Sell_Panda_ST	No Trade	75.42%	30	Absolutely No	0	99	Research Defon Sell	5.10%	7.98%	C	15		
2025/02/19	82.000	No Trade	No Trade	77.05%	30	Absolutely No	0	99	Research Defon Sell	5.22%	9.04%	C	12		
2025/02/20	81.700	No Trade	No Trade	71.09%	0	Absolutely No	0	99	Research Defon Sell	4.81%	7.71%	C	10		
2025/02/21	81.950	No Trade	No Trade	75.56%	0	Absolutely No	0	99	Research Defon Sell	5.11%	8.69%	C	9		
2025/02/24	82.600	No Trade	No Trade	87.07%	30	Absolutely No	0	100	Research Defon Sell	5.89%	9.77%	C	10		
2025/02/25	82.150	No Trade	No Trade	78.28%	0	Absolutely No	0	99	Research Defon Sell	5.30%	9.31%	C	10		
2025/02/26	81.250	No Trade	No Trade	60.97%	0	Absolutely No	0	98	Research Defon Sell	4.13%	7.97%	C	8		
2025/02/27	80.650	No Trade	No Trade	49.34%	0	Absolutely No	0	98	Research Defon Sell	3.34%	5.77%	C	6		
2025/02/28	80.700	No Trade	No Trade	50.03%	0	Absolutely No	0	98	Research Defon Sell	3.39%	5.28%	C	2		
2025/03/03	81.550	No Trade	No Trade	65.31%	0	Absolutely No	0	99	Research Defon Sell	4.42%	7.66%	C	-3		
2025/03/04	82.050	No Trade	No Trade	74.50%	0	Absolutely No	0	99	Research Defon Sell	5.04%	9.69%	C	-6		
2025/03/05	82.100	No Trade	No Trade	75.18%	0	Absolutely No	0	99	Research Defon Sell	5.09%	9.18%	C	-8		
2025/03/06	81.000	No Trade	No Trade	54.12%	0	Absolutely No	0	98	Research Defon Sell	3.66%	8.00%	C	-6		
2025/03/07	81.900	No Trade	No Trade	70.87%	0	Absolutely No	0	99	Research Defon Sell	4.80%	7.34%	C	-7		
2025/03/10	81.850	No Trade	No Trade	69.12%	0	Absolutely No	0	99	Research Defon Sell	4.68%	7.84%	C	-7		
2025/03/11	82.600	No Trade	No Trade	83.02%	0	Absolutely No	0	100	Research Defon Sell	5.62%	9.33%	C	-3		
2025/03/12	83.500	No Trade	No Trade	99.75%	50	Research	85	100	Research Defon Sell	6.75%	10.09%	C	1		
2025/03/13	83.400	No Trade	No Trade	97.59%	50	Research	85	100	Research Defon Sell	6.61%	8.10%	C	4		
2025/03/14	77.500	No Trade	No Trade	16.23%	0	Absolutely No	0	0	Absolutely no Trade	-0.95%	0.85%	C	3		
2025/03/17	78.500	No Trade	No Trade	4.04%	0	Absolutely No	0	0	Absolutely no Trade	0.27%	2.61%	C	-1		
2025/03/18	78.400	No Trade	No Trade	1.89%	0	Absolutely No	0	0	Absolutely no Trade	0.13%	1.62%	C	-6		



Date	9 day	9 vs 21 day	33 day
2025/01/29	Buy_9day	Buy 9 vs 21	Buy 33_Day
2025/01/30	Buy_9day	Buy 9 vs 21	Buy 33_Day
2025/01/31	Buy_9day	Buy 9 vs 21	Buy 33_Day
2025/02/03	Buy_9day	Buy 9 vs 21	Buy 33_Day
2025/02/04	Buy_9day	Buy 9 vs 21	Buy 33_Day
2025/02/05	Buy_9day	Buy 9 vs 21	Buy 33_Day
2025/02/06	Buy_9day	Buy 9 vs 21	Buy 33_Day
2025/02/07	Buy_9day	Buy 9 vs 21	Buy 33_Day
2025/02/10	Buy_9day	Buy 9 vs 21	Buy 33_Day
2025/02/11	Buy_9day	Buy 9 vs 21	Buy 33_Day
2025/02/12	Buy_9day	Buy 9 vs 21	Buy 33_Day
2025/02/13	Sell_9day	Buy 9 vs 21	Buy 33_Day
2025/02/14	Sell_9day	Buy 9 vs 21	Buy 33_Day
2025/02/17	Sell_9day	Buy 9 vs 21	Buy 33_Day
2025/02/18	Sell_9day	Buy 9 vs 21	Buy 33_Day
2025/02/19	Buy_9day	Buy 9 vs 21	Buy 33_Day
2025/02/20	Sell_9day	Buy 9 vs 21	Buy 33_Day
2025/02/21	Buy_9day	Buy 9 vs 21	Buy 33_Day
2025/02/24	Buy_9day	Buy 9 vs 21	Buy 33_Day
2025/02/25	Buy_9day	Buy 9 vs 21	Buy 33_Day
2025/02/26	Sell_9day	Buy 9 vs 21	Buy 33_Day
2025/02/27	Sell_9day	Sell 9 vs 21	Sell 33_Day
2025/02/28	Sell_9day	Sell 9 vs 21	Sell 33_Day
2025/03/03	Sell_9day	Sell 9 vs 21	Buy 33_Day
2025/03/04	Buy_9day	Sell 9 vs 21	Buy 33_Day
2025/03/05	Buy_9day	Sell 9 vs 21	Buy 33_Day
2025/03/06	Sell_9day	Sell 9 vs 21	Sell 33_Day
2025/03/07	Buy_9day	Sell 9 vs 21	Buy 33_Day
2025/03/10	Buy_9day	Sell 9 vs 21	Buy 33_Day
2025/03/11	Buy_9day	Sell 9 vs 21	Buy 33_Day
2025/03/12	Buy_9day	Buy 9 vs 21	Buy 33_Day
2025/03/13	Buy_9day	Buy 9 vs 21	Buy 33_Day
2025/03/14	Sell_9day	Buy 9 vs 21	Sell 33_Day
2025/03/17	Sell_9day	Sell 9 vs 21	Sell 33_Day
2025/03/18	Sell_9day	Sell 9 vs 21	Sell 33_Day

Strategy Universe	Switzerland	Ascendant guidance	Trade	Strategy_Open Date	2025/02/28	Caterpillar Guidance	Trade
						(+) : Mom Days	0
						(-) : Mom Days	0
						Guided : Factor	9 vs 21 day
						324_Buy Guidance	0.0%
						324_Sell Guidance	93.9%
						Mom_75 (days)	1.6%
						9 vs 21 day	-0.53%
						Price vs 9 day	-3.16%

S
e
|
|

SGKN.SWX

St.Galler Kantonalbank Ag

Financials

Banks

Switzerland

Market Cap : (B)

2 511

Price

Price

Individual Instrument

Individual Instrument

Individual Instrument

Market Cap : (B)

0

Follow the " 3day to 5day waiting period " before entering the trade : understand the Graph, Trend and Variables

Plan your enrty levels. Focus on the process not the outcome. Expect further short-term deviation from the trade signal. "Patience"

-2.035														-28.983		14.244	
Date	Price or Relative Price	Short_Term_ Radar	Medium_ Term_Radar	Caterpillar_ %	Wise_ Owl(Rnk)	324_Factor	Factor_324	Defcon _Index	Defcon _Index_Trade	Margin of Safety	75_Day_Mom	Trade_Rating (Guidance)	Trendsum				
2025/01/22	453.000	No Trade	No Trade	76.71%	0	Absolutely No	0	91	Research Defon Sell	4.87%	9.55%	C	11				
2025/01/23	454.500	No Trade	No Trade	82.65%	0	Absolutely No	0	91	Research Defon Sell	5.25%	10.72%	C	11				
2025/01/24	450.500	No Trade	No Trade	68.55%	0	Absolutely No	0	90	Research Defon Sell	4.36%	8.42%	C	10				
2025/01/27	455.000	No Trade	No Trade	86.39%	0	Absolutely No	0	91	Research Defon Sell	5.49%	9.11%	C	10				
2025/01/28	455.500	No Trade	No Trade	88.70%	0	Absolutely No	0	91	Research Defon Sell	5.64%	10.02%	C	9				
2025/01/29	453.500	No Trade	No Trade	81.87%	0	Absolutely No	0	91	Research Defon Sell	5.20%	9.41%	C	10				
2025/01/30	452.000	No Trade	No Trade	76.87%	0	Absolutely No	0	91	Research Defon Sell	4.88%	8.13%	C	11				
2025/01/31	451.000	Sell_Panda_ST	Sell_Panda_ST	73.70%	0	Absolutely No	0	91	Research Defon Sell	4.68%	7.64%	C	13				
2025/02/03	452.500	Sell_Panda_ST	No Trade	80.61%	0	Absolutely No	0	91	Research Defon Sell	5.12%	6.97%	C	13				
2025/02/04	450.000	No Trade	No Trade	71.95%	0	Absolutely No	0	90	Research Defon Sell	4.57%	6.26%	C	9				
2025/02/05	456.000	No Trade	No Trade	94.38%	0	Absolutely No	0	92	Research Defon Sell	6.00%	6.92%	C	7				
2025/02/06	459.000	No Trade	No Trade	100.00%	50	Research	85	92	Research Defon Sell	6.72%	5.52%	C	6				
2025/02/07	460.000	No Trade	No Trade	100.00%	50	Research	85	92	Research Defon Sell	6.99%	7.23%	C	5				
2025/02/10	461.000	No Trade	No Trade	100.00%	50	Research	85	93	Research Defon Sell	7.31%	7.71%	C	5				
2025/02/11	463.000	No Trade	No Trade	100.00%	50	Research	85	93	Research Defon Sell	7.81%	8.05%	C	6				
2025/02/12	463.000	No Trade	No Trade	100.00%	50	Research	85	93	Research Defon Sell	7.84%	9.20%	C	8				
2025/02/13	460.500	No Trade	No Trade	92.97%	50	Research	85	92	Research Defon Sell	7.29%	8.23%	C	11				
2025/02/14	461.500	No Trade	No Trade	96.34%	50	Research	85	93	Research Defon Sell	7.56%	8.08%	C	13				
2025/02/17	468.500	No Trade	No Trade	100.00%	50	Research	85	94	Research Defon Sell	9.28%	9.85%	C	15				
2025/02/18	473.000	No Trade	No Trade	100.00%	50	Research	85	94	Research Defon Sell	10.36%	11.56%	C	17				
2025/02/19	467.000	No Trade	No Trade	86.80%	50	Research	85	93	Research Defon Sell	9.00%	10.93%	C	19				
2025/02/20	468.000	No Trade	No Trade	89.36%	50	Research	85	94	Research Defon Sell	9.26%	11.16%	C	19				
2025/02/21	474.500	No Trade	No Trade	100.00%	50	Research	85	95	Research Defon Sell	10.81%	12.44%	C	18				
2025/02/24	472.000	No Trade	No Trade	95.49%	50	Research	85	94	Research Defon Sell	10.32%	11.45%	C	20				
2025/02/25	475.000	No Trade	No Trade	100.00%	50	Research	85	95	Research Defon Sell	11.06%	13.10%	C	23				
2025/02/26	478.000	No Trade	No Trade	100.00%	50	Research	85	95	Research Defon Sell	11.79%	14.22%	C	26				
2025/02/27	476.000	No Trade	No Trade	96.31%	60	Research	85	95	Research Defon Sell	11.35%	13.33%	C	31				
2025/02/28	474.000	No Trade	No Trade	92.61%	50	Research	85	95	Research Defon Sell	10.92%	12.86%	C	34				
2025/03/03	478.000	No Trade	No Trade	100.00%	60	Research	85	95	Research Defon Sell	11.95%	14.63%	C	34				
2025/03/04	477.500	No Trade	No Trade	99.29%	100	Research	170	95	Research Defon Sell	11.87%	13.96%	AA	31				
2025/03/05	481.000	No Trade	No Trade	100.00%	100	Research	170	96	Research Defon Sell	12.72%	14.25%	AA	33				
2025/03/06	478.500	No Trade	No Trade	95.65%	100	Research	170	95	Research Defon Sell	12.17%	13.39%	AA	35				
2025/03/07	481.500	No Trade	No Trade	100.00%	100	Research	170	96	Research Defon Sell	12.90%	14.23%	AA	35				
2025/03/10	479.500	No Trade	No Trade	97.13%	100	Research	170	96	Research Defon Sell	12.53%	14.03%	AA	36				
2025/03/11	475.000	No Trade	No Trade	89.20%	90	Research	170	95	Research Defon Sell	11.51%	12.83%	AA	36				
2025/03/12	476.000	Sell_Panda_ST	No Trade	91.27%	90	Research	170	95	Research Defon Sell	11.78%	13.47%	AA	35				
2025/03/13	477.000	Sell_Panda_ST	No Trade	93.35%	100	Research	170	95	Research Defon Sell	12.05%	13.57%	AA	31				
2025/03/14	479.000	No Trade	No Trade	97.24%	90	Research	170	95	Research Defon Sell	12.55%	13.51%	AA	29				
2025/03/17	483.000	No Trade	No Trade	100.00%	90	Research	170	96	Research Defon Sell	13.59%	15.00%	AA	30				
2025/03/18	482.500	No Trade	No Trade	99.38%	90	Research	170	96	Research Defon Sell	13.50%	13.80%	AA	30				

S
e
l
l

BAJFINANCE.BSE

Bajaj Finance Limited

Financial Services

India

Asia

Follow the " 3day to 5day waiting period " before entering the trade : understand the Graph, Trend and Variables

Price

Price

Individual Instrument

Individual Instrument

Individual Instrument

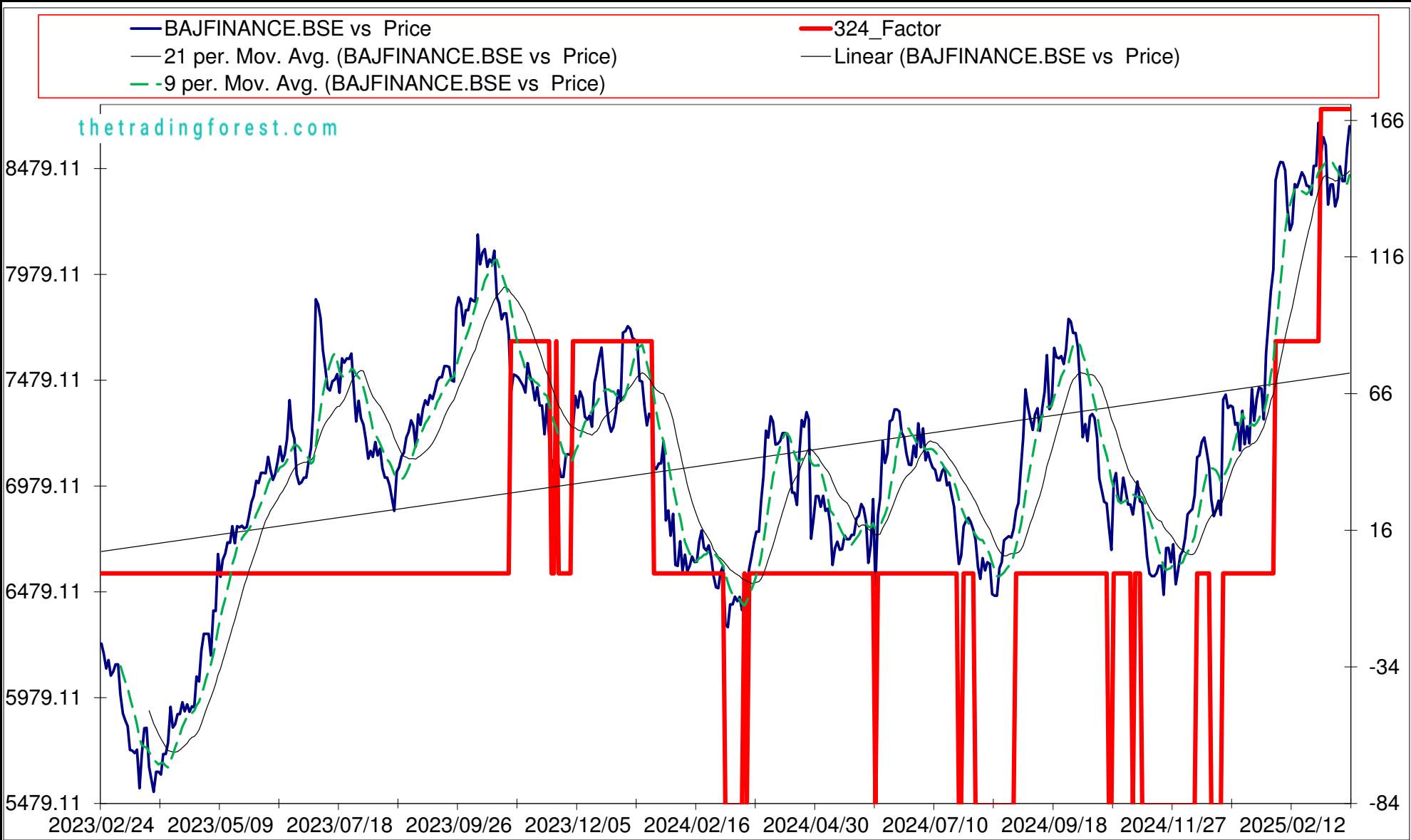
Market Cap : (B)4 131 662

Plan your enrty levels. Focus on the process not the outcome. Expect further short-term deviation from the trade signal. "Patience"

Individual Instrument

Market Cap : (B)0

-2.412												24.539		-10.172	
Date	Price or Relative Price	Short_Term_ Radar	Medium_ Term_Radar	Caterpillar_ %	Wise_ Owl(Rnk)	324_Factor	Factor_324	Defcon _Index	Defcon _Index_Trade		Margin of Safety	75_Day_Mom	Trade_Rating (Guidance)	Trendsum	
2025/01/22	7 391.500	No Trade	No Trade	9.16%	0	Absolutely No	0	93	Research	Defon Sell	-1.12%	-0.56%	C	7	
2025/01/23	7 444.650	No Trade	No Trade	3.54%	0	Absolutely No	0	94	Research	Defon Sell	-0.43%	3.26%	C	10	
2025/01/24	7 439.250	No Trade	No Trade	4.33%	0	Absolutely No	0	94	Research	Defon Sell	-0.53%	2.30%	C	12	
2025/01/27	7 293.300	No Trade	No Trade	20.84%	0	Absolutely No	0	92	Research	Defon Sell	-2.55%	1.43%	C	13	
2025/01/28	7 604.700	No Trade	No Trade	8.71%	0	Absolutely No	0	95	Research	Defon Sell	1.59%	4.05%	C	13	
2025/01/29	7 758.100	No Trade	No Trade	20.34%	0	Absolutely No	0	97	Research	Defon Sell	3.61%	5.99%	C	13	
2025/01/30	7 899.300	No Trade	No Trade	32.36%	0	Absolutely No	0	98	Research	Defon Sell	5.47%	8.21%	C	15	
2025/01/31	8 001.350	No Trade	No Trade	40.27%	0	Absolutely No	0	99	Research	Defon Sell	6.81%	10.98%	C	18	
2025/02/03	8 423.800	No Trade	No Trade	73.28%	50	Research	85	100	Research	Defon Sell	12.37%	20.12%	A	21	
2025/02/04	8 479.900	No Trade	No Trade	85.37%	50	Research	85	100	Research	Defon Sell	13.09%	21.89%	A	26	
2025/02/05	8 509.850	No Trade	No Trade	98.40%	50	Research	85	100	Research	Defon Sell	13.46%	23.25%	A	30	
2025/02/06	8 507.800	No Trade	No Trade	98.00%	60	Research	85	100	Research	Defon Sell	13.41%	23.35%	A	33	
2025/02/07	8 470.350	No Trade	No Trade	94.16%	60	Research	85	100	Research	Defon Sell	12.88%	24.85%	A	35	
2025/02/10	8 286.100	No Trade	No Trade	75.64%	50	Research	85	97	Research	Defon Sell	10.35%	24.09%	B	34	
2025/02/11	8 187.900	No Trade	No Trade	65.90%	50	Research	85	96	Research	Defon Sell	9.02%	17.01%	B	31	
2025/02/12	8 219.000	Sell_Panda_ST	No Trade	68.74%	50	Research	85	97	Research	Defon Sell	9.41%	16.74%	B	27	
2025/02/13	8 405.650	No Trade	No Trade	86.70%	50	Research	85	99	Research	Defon Sell	11.86%	21.69%	B	22	
2025/02/14	8 390.050	No Trade	No Trade	84.99%	50	Research	85	99	Research	Defon Sell	11.63%	21.46%	B	19	
2025/02/17	8 425.700	No Trade	No Trade	87.88%	50	Research	85	99	Research	Defon Sell	12.02%	20.05%	A	16	
2025/02/18	8 461.200	No Trade	No Trade	91.14%	50	Research	85	99	Research	Defon Sell	12.47%	21.55%	A	16	
2025/02/19	8 440.450	No Trade	No Trade	88.93%	50	Research	85	99	Research	Defon Sell	12.17%	22.48%	A	16	
2025/02/20	8 398.050	No Trade	No Trade	84.62%	50	Research	85	99	Research	Defon Sell	11.58%	21.86%	B	18	
2025/02/21	8 396.250	No Trade	No Trade	84.25%	50	Research	85	99	Research	Defon Sell	11.53%	22.67%	B	20	
2025/02/24	8 354.900	Sell_Panda_ST	No Trade	79.67%	50	Research	85	98	Research	Defon Sell	10.90%	20.70%	B	18	
2025/02/25	8 492.400	No Trade	No Trade	92.81%	50	Research	85	100	Research	Defon Sell	12.70%	21.31%	A	17	
2025/02/26	8 492.400	No Trade	No Trade	92.62%	50	Research	85	100	Research	Defon Sell	12.67%	22.96%	A	16	
2025/02/27	8 695.500	No Trade	No Trade	100.00%	50	Research	85	100	Research	Defon Sell	15.34%	26.03%	A	14	
2025/02/28	8 542.250	No Trade	No Trade	86.58%	90	Research	170	98	Research	Defon Sell	13.28%	25.99%	AAA	12	
2025/03/03	8 627.800	No Trade	No Trade	93.45%	90	Research	170	99	Research	Defon Sell	14.34%	29.82%	AAA	11	
2025/03/04	8 588.500	No Trade	No Trade	89.88%	90	Research	170	99	Research	Defon Sell	13.79%	30.83%	AAA	11	
2025/03/05	8 309.000	No Trade	No Trade	65.57%	60	Research	170	96	Research	Defon Sell	10.06%	26.80%	A	7	
2025/03/06	8 403.600	No Trade	No Trade	73.57%	60	Research	170	97	Research	Defon Sell	11.29%	28.24%	A	5	
2025/03/07	8 404.550	No Trade	No Trade	73.48%	60	Research	170	97	Research	Defon Sell	11.27%	27.99%	A	3	
2025/03/10	8 299.950	No Trade	No Trade	63.95%	60	Research	170	95	Research	Defon Sell	9.81%	25.72%	A	0	
2025/03/11	8 342.400	No Trade	No Trade	67.44%	60	Research	170	96	Research	Defon Sell	10.35%	26.37%	A	-4	
2025/03/12	8 490.050	No Trade	No Trade	80.00%	75	Research	170	98	Research	Defon Sell	12.27%	31.33%	AA	-8	
2025/03/13	8 419.250	No Trade	No Trade	73.73%	75	Research	170	97	Research	Defon Sell	11.31%	25.93%	AA	-12	
2025/03/14	8 419.250	No Trade	No Trade	73.56%	75	Research	170	97	Research	Defon Sell	11.28%	25.91%	AA	-16	
2025/03/17	8 580.000	No Trade	No Trade	86.89%	90	Research	170	99	Research	Defon Sell	13.33%	29.62%	AAA	-14	
2025/03/18	8 679.750	No Trade	No Trade	95.31%	90	Research	170	100	Research	Defon Sell	14.62%	29.47%	AAA	-11	



Date	9 day	9 vs 21 day	33 day
2025/01/29	Buy_9day	Buy 9 vs 21	Buy 33_Day
2025/01/30	Buy_9day	Buy 9 vs 21	Buy 33_Day
2025/01/31	Buy_9day	Buy 9 vs 21	Buy 33_Day
2025/02/03	Buy_9day	Buy 9 vs 21	Buy 33_Day
2025/02/04	Buy_9day	Buy 9 vs 21	Buy 33_Day
2025/02/05	Buy_9day	Buy 9 vs 21	Buy 33_Day
2025/02/06	Buy_9day	Buy 9 vs 21	Buy 33_Day
2025/02/07	Buy_9day	Buy 9 vs 21	Buy 33_Day
2025/02/10	Buy_9day	Buy 9 vs 21	Buy 33_Day
2025/02/11	Sell_9day	Buy 9 vs 21	Buy 33_Day
2025/02/12	Sell_9day	Buy 9 vs 21	Buy 33_Day
2025/02/13	Buy_9day	Buy 9 vs 21	Buy 33_Day
2025/02/14	Buy_9day	Buy 9 vs 21	Buy 33_Day
2025/02/17	Buy_9day	Buy 9 vs 21	Buy 33_Day
2025/02/18	Buy_9day	Buy 9 vs 21	Buy 33_Day
2025/02/19	Buy_9day	Buy 9 vs 21	Buy 33_Day
2025/02/20	Buy_9day	Buy 9 vs 21	Buy 33_Day
2025/02/21	Buy_9day	Buy 9 vs 21	Buy 33_Day
2025/02/24	Sell_9day	Buy 9 vs 21	Buy 33_Day
2025/02/25	Buy_9day	Buy 9 vs 21	Buy 33_Day
2025/02/26	Buy_9day	Buy 9 vs 21	Buy 33_Day
2025/02/27	Buy_9day	Buy 9 vs 21	Buy 33_Day
2025/02/28	Buy_9day	Buy 9 vs 21	Buy 33_Day
2025/03/03	Buy_9day	Buy 9 vs 21	Buy 33_Day
2025/03/04	Buy_9day	Buy 9 vs 21	Buy 33_Day
2025/03/05	Sell_9day	Buy 9 vs 21	Buy 33_Day
2025/03/06	Sell_9day	Buy 9 vs 21	Buy 33_Day
2025/03/07	Sell_9day	Buy 9 vs 21	Buy 33_Day
2025/03/10	Sell_9day	Buy 9 vs 21	Buy 33_Day
2025/03/11	Sell_9day	Buy 9 vs 21	Buy 33_Day
2025/03/12	Buy_9day	Buy 9 vs 21	Buy 33_Day
2025/03/13	Sell_9day	Sell 9 vs 21	Buy 33_Day
2025/03/14	Buy_9day	Sell 9 vs 21	Buy 33_Day
2025/03/17	Buy_9day	Sell 9 vs 21	Buy 33_Day
2025/03/18	Buy_9day	Sell 9 vs 21	Buy 33_Day

Strategy Universe	India	Ascendant guidance	Trade	Strategy_Open Date	2025/02/28	Caterpillar Guidance	Trade
						(+) : Mom Days	54
						(-) : Mom Days	0
						Guided : Factor	33 day
						324_Buy Guidance	0.0%
						324_Sell Guidance	99.8%
						Mom_75 (days)	29.5%
						9 vs 21 day	-0.23%
						Price vs 9 day	2.73%

S
e
l
l

CFR

Compagnie Fin Richemont

Industrials

Indu

JSE

Follow the " 3day to 5day waiting period " before entering the trade : understand the Graph, Trend and Variables

Price

Price

Individual Instrument

Individual Instrument

Individual Instrument

Market Cap : (B)

1 298 798

Plan your enrty levels. Focus on the process not the outcome. Expect further short-term deviation from the trade signal. "Patience"

-30.728												41.072		-1.337	
Date	Price or Relative Price	Short_Term_ Radar	Medium_ Term_Radar	Caterpillar_ %	Wise_ Owl(Rnk)	324_Factor	Factor_324	Defcon _Index	Defcon _Index_Trade	Margin of Safety	75_Day_Mom	Trade_Rating (Guidance)	Trendsum		
2025/01/22	340 511.000	No Trade	No Trade	67.95%	50	Research	85	100	Research Defon Sell	11.86%	26.49%	A	28		
2025/01/23	345 272.000	No Trade	No Trade	76.67%	50	Research	85	100	Research Defon Sell	13.39%	29.10%	A	29		
2025/01/24	347 559.000	No Trade	No Trade	80.73%	50	Research	85	100	Research Defon Sell	14.10%	28.26%	A	30		
2025/01/27	357 025.000	No Trade	No Trade	97.78%	60	Research	85	100	Research Defon Sell	17.07%	34.15%	A	33		
2025/01/28	354 615.000	No Trade	No Trade	93.01%	60	Research	85	99	Research Defon Sell	16.24%	31.63%	A	35		
2025/01/29	358 920.000	No Trade	No Trade	100.00%	60	Research	85	100	Research Defon Sell	17.61%	34.18%	A	36		
2025/01/30	358 163.000	No Trade	No Trade	98.35%	60	Research	85	100	Research Defon Sell	17.32%	34.30%	A	38		
2025/01/31	362 676.000	No Trade	No Trade	100.00%	60	Research	85	100	Research Defon Sell	18.75%	36.99%	A	38		
2025/02/03	358 826.000	No Trade	No Trade	92.58%	60	Research	85	99	Research Defon Sell	17.36%	37.02%	B	38		
2025/02/04	362 500.000	No Trade	No Trade	98.76%	60	Research	85	100	Research Defon Sell	18.52%	40.46%	A	38		
2025/02/05	364 500.000	No Trade	No Trade	100.00%	60	Research	85	100	Research Defon Sell	19.13%	40.61%	A	40		
2025/02/06	362 000.000	No Trade	No Trade	95.50%	60	Research	85	99	Research Defon Sell	18.27%	39.24%	A	40		
2025/02/07	356 435.000	No Trade	No Trade	85.77%	60	Research	85	98	Research Defon Sell	16.41%	37.94%	B	38		
2025/02/10	353 517.000	Sell_Panda_ST	No Trade	80.12%	50	Research	85	97	Research Defon Sell	15.33%	37.43%	B	36		
2025/02/11	359 061.000	Sell_Panda_ST	No Trade	89.35%	60	Research	85	99	Research Defon Sell	17.09%	37.84%	B	31		
2025/02/12	362 500.000	No Trade	No Trade	94.99%	50	Research	85	99	Research Defon Sell	18.17%	38.25%	A	26		
2025/02/13	375 743.000	No Trade	No Trade	100.00%	50	Research	85	100	Research Defon Sell	22.44%	43.20%	A	25		
2025/02/14	376 001.000	No Trade	No Trade	100.00%	50	Research	85	100	Research Defon Sell	22.48%	43.01%	A	23		
2025/02/17	373 611.000	No Trade	No Trade	95.94%	90	Research	170	99	Research Defon Sell	21.57%	42.85%	AAA	24		
2025/02/18	371 257.000	No Trade	No Trade	92.34%	90	Research	170	99	Research Defon Sell	20.76%	42.99%	AAA	24		
2025/02/19	364 641.000	No Trade	No Trade	82.57%	90	Research	170	97	Research Defon Sell	18.56%	43.30%	AA	23		
2025/02/20	367 676.000	No Trade	No Trade	86.77%	90	Research	170	98	Research Defon Sell	19.51%	44.10%	AAA	21		
2025/02/21	368 504.000	Sell_Panda_ST	No Trade	87.77%	90	Research	170	98	Research Defon Sell	19.73%	45.27%	AAA	19		
2025/02/24	364 900.000	Sell_Panda_ST	No Trade	81.98%	75	Research	170	97	Research Defon Sell	18.43%	45.93%	AA	19		
2025/02/25	367 300.000	Sell_Panda_ST	No Trade	85.25%	90	Research	170	98	Research Defon Sell	19.17%	45.12%	AAA	16		
2025/02/26	377 297.000	No Trade	No Trade	99.48%	90	Research	170	100	Research Defon Sell	22.36%	48.25%	AAA	15		
2025/02/27	371 632.000	No Trade	No Trade	91.11%	90	Research	170	98	Research Defon Sell	20.48%	53.70%	AAA	15		
2025/02/28	373 471.000	No Trade	No Trade	93.57%	90	Research	170	99	Research Defon Sell	21.04%	51.82%	AAA	14		
2025/03/03	381 333.000	No Trade	No Trade	100.00%	90	Research	170	100	Research Defon Sell	23.45%	58.03%	AAA	16		
2025/03/04	377 282.000	No Trade	No Trade	94.22%	90	Research	170	99	Research Defon Sell	22.09%	57.11%	AAA	20		
2025/03/05	376 041.000	No Trade	No Trade	92.32%	90	Research	170	99	Research Defon Sell	21.65%	51.46%	AAA	23		
2025/03/06	361 146.000	Sell_Panda_ST	Sell_Panda_ST	71.58%	50	Research	170	0	Absolutely no Trade	16.79%	46.45%	B	22		
2025/03/07	345 412.000	Sell_Panda_ST	Sell_Panda_ST	49.71%	0	Research	85	0	Absolutely no Trade	11.66%	41.09%	C	18		
2025/03/10	332 297.000	Sell_Panda_ST	Sell_Panda_ST	31.13%	0	Research	85	0	Absolutely no Trade	7.30%	37.41%	C	13		
2025/03/11	327 089.000	No Trade	No Trade	23.80%	0	Absolutely No	0	0	Absolutely no Trade	5.58%	34.72%	C	8		
2025/03/12	335 599.000	No Trade	No Trade	35.34%	0	Research	85	0	Absolutely no Trade	8.29%	40.89%	C	2		
2025/03/13	337 489.000	No Trade	No Trade	37.78%	0	Research	85	0	Absolutely no Trade	8.86%	39.69%	C	-2		
2025/03/14	341 670.000	No Trade	No Trade	43.36%	0	Research	85	0	Absolutely no Trade	10.17%	38.81%	C	-5		
2025/03/17	338 828.000	No Trade	No Trade	38.94%	0	Research	85	0	Absolutely no Trade	9.13%	34.42%	C	-7		
2025/03/18	335 383.000	No Trade	No Trade	34.04%	0	Research	85	0	Absolutely no Trade	7.98%	33.46%	C	-6		

S
e
|
|

CAH.NYS
Cardinal Health
Health Care
Health Care Providers & Services
New York

Follow the " 3day to 5day waiting period " before entering the trade : understand the Graph, Trend and Variables

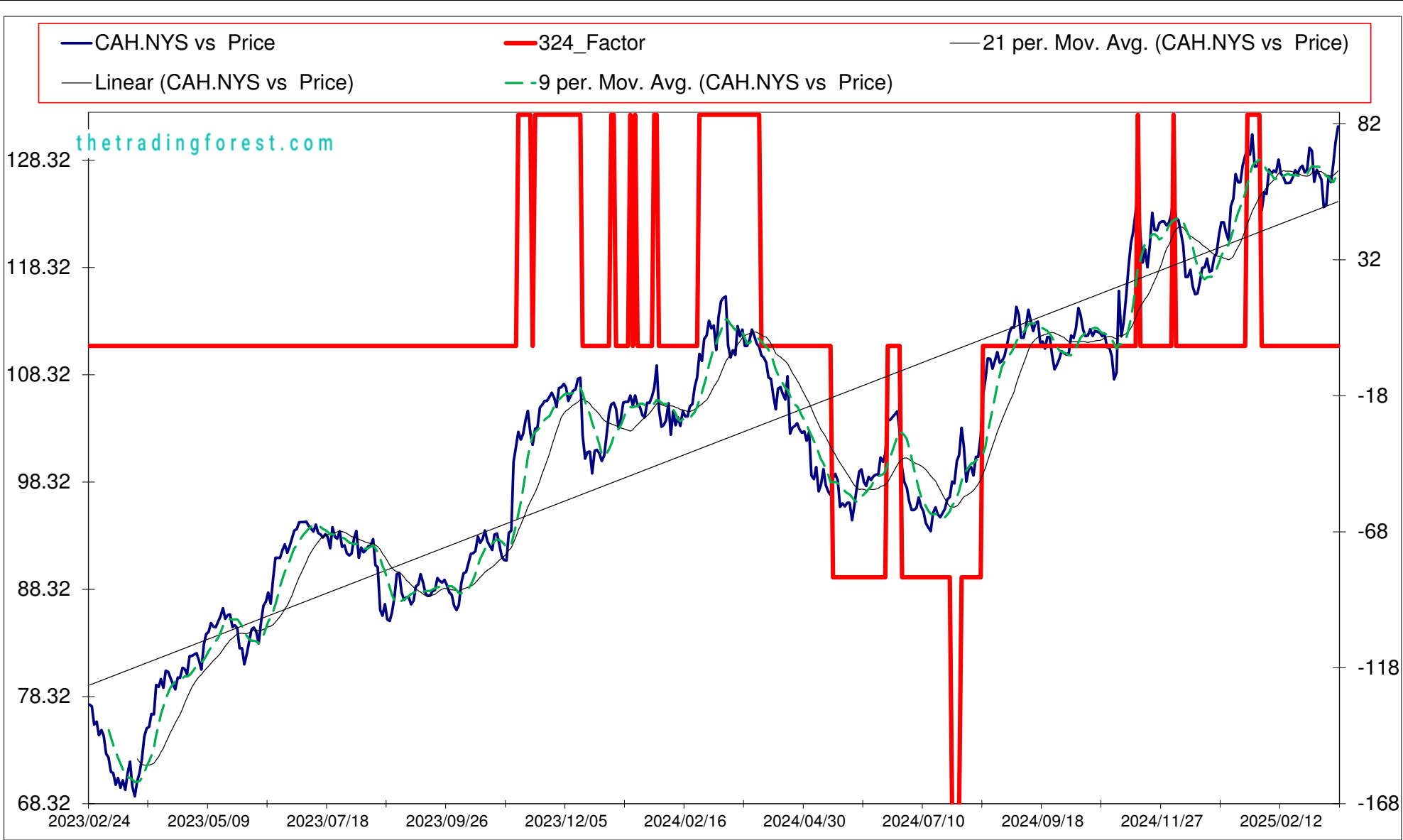
Market Cap : (B)29 487

Price
Price
Individual Instrument
Individual Instrument
Individual Instrument


Plan your enrty levels. Focus on the process not the outcome. Expect further short-term deviation from the trade signal. "Patience"

Market Cap : (B)0

Date	Price or Relative Price	Short_Term_ Radar	Medium_ Term_Radar	Caterpillar_ %	Wise_ Owl(Rnk)	324_Factor	Factor_324	Defcon _Index	Defcon _Index_Trade	Margin of Safety	75_Day_Mom	Trade_Rating (Guidance)	Trendsum
2025/01/22	128.750	No Trade	No Trade	59.65%	0	Absolutely No	0	100	Research Defon Sell	7.21%	16.67%	C	25
2025/01/23	129.300	No Trade	No Trade	63.04%	50	Research	85	100	Research Defon Sell	7.62%	15.47%	A	28
2025/01/24	128.830	No Trade	No Trade	59.41%	50	Research	85	100	Research Defon Sell	7.18%	15.27%	A	32
2025/01/27	130.730	No Trade	No Trade	71.28%	50	Research	85	100	Research Defon Sell	8.62%	16.08%	A	35
2025/01/28	127.730	No Trade	No Trade	50.28%	50	Research	85	98	Research Defon Sell	6.08%	11.52%	C	37
2025/01/29	127.760	No Trade	No Trade	50.09%	50	Research	85	98	Research Defon Sell	6.06%	12.23%	C	37
2025/01/30	128.260	Sell_Panda_ST	No Trade	53.13%	50	Research	85	98	Research Defon Sell	6.42%	14.00%	C	37
2025/01/31	123.660	Sell_Panda_ST	Sell_Panda_ST	21.19%	0	Absolutely No	0	0	Absolutely no Trade	2.56%	10.49%	C	34
2025/02/03	125.330	Sell_Panda_ST	Sell_Panda_ST	31.50%	0	Absolutely No	0	96	Research Defon Sell	3.81%	11.92%	C	29
2025/02/04	125.170	Sell_Panda_ST	Sell_Panda_ST	30.02%	0	Absolutely No	0	96	Research Defon Sell	3.63%	11.21%	C	24
2025/02/05	127.450	No Trade	No Trade	45.25%	0	Absolutely No	0	97	Research Defon Sell	5.47%	13.87%	C	19
2025/02/06	127.050	No Trade	No Trade	42.13%	0	Absolutely No	0	97	Research Defon Sell	5.09%	13.02%	C	15
2025/02/07	127.370	No Trade	No Trade	43.93%	0	Absolutely No	0	97	Research Defon Sell	5.31%	13.40%	C	13
2025/02/10	127.200	No Trade	No Trade	41.61%	0	Absolutely No	0	97	Research Defon Sell	5.03%	13.34%	C	11
2025/02/11	128.390	No Trade	No Trade	49.35%	0	Absolutely No	0	98	Research Defon Sell	5.97%	14.72%	C	13
2025/02/12	127.060	No Trade	No Trade	39.89%	0	Absolutely No	0	97	Research Defon Sell	4.82%	13.28%	C	15
2025/02/13	126.780	No Trade	No Trade	37.59%	0	Absolutely No	0	97	Research Defon Sell	4.55%	14.33%	C	15
2025/02/14	126.210	Sell_Panda_ST	Sell_Panda_ST	33.33%	0	Absolutely No	0	97	Research Defon Sell	4.03%	13.84%	C	15
2025/02/17	126.210	No Trade	No Trade	32.19%	0	Absolutely No	0	97	Research Defon Sell	3.89%	14.67%	C	11
2025/02/18	126.250	No Trade	No Trade	32.08%	0	Absolutely No	0	97	Research Defon Sell	3.88%	17.02%	C	6
2025/02/19	126.750	No Trade	No Trade	35.10%	0	Absolutely No	0	97	Research Defon Sell	4.24%	16.80%	C	0
2025/02/20	127.380	No Trade	No Trade	39.01%	0	Absolutely No	0	97	Research Defon Sell	4.72%	9.69%	C	-3
2025/02/21	127.060	No Trade	No Trade	36.45%	0	Absolutely No	0	97	Research Defon Sell	4.41%	13.55%	C	-3
2025/02/24	127.550	No Trade	No Trade	38.64%	0	Absolutely No	0	98	Research Defon Sell	4.67%	12.70%	C	-1
2025/02/25	127.810	No Trade	No Trade	40.02%	0	Absolutely No	0	98	Research Defon Sell	4.84%	10.58%	C	1
2025/02/26	127.180	No Trade	No Trade	35.37%	0	Absolutely No	0	97	Research Defon Sell	4.28%	7.58%	C	5
2025/02/27	127.470	No Trade	No Trade	36.95%	0	Absolutely No	0	98	Research Defon Sell	4.47%	5.73%	C	8
2025/02/28	129.480	No Trade	No Trade	50.19%	0	Absolutely No	0	99	Research Defon Sell	6.07%	6.45%	C	10
2025/03/03	129.180	No Trade	No Trade	47.01%	0	Absolutely No	0	99	Research Defon Sell	5.68%	4.59%	C	13
2025/03/04	126.310	No Trade	No Trade	27.21%	0	Absolutely No	0	97	Research Defon Sell	3.29%	0.78%	C	11
2025/03/05	127.420	No Trade	No Trade	34.34%	0	Absolutely No	0	97	Research Defon Sell	4.15%	5.05%	C	7
2025/03/06	127.010	No Trade	No Trade	31.20%	0	Absolutely No	0	97	Research Defon Sell	3.77%	6.93%	C	1
2025/03/07	126.500	No Trade	No Trade	27.38%	0	Absolutely No	0	97	Research Defon Sell	3.31%	5.39%	C	-2
2025/03/10	123.930	No Trade	No Trade	8.92%	0	Absolutely No	0	0	Absolutely no Trade	1.08%	4.73%	C	-4
2025/03/11	124.170	No Trade	No Trade	10.17%	0	Absolutely No	0	0	Absolutely no Trade	1.23%	3.18%	C	-6
2025/03/12	126.830	No Trade	No Trade	27.73%	0	Absolutely No	0	97	Research Defon Sell	3.35%	2.76%	C	-7
2025/03/13	126.270	No Trade	No Trade	23.59%	0	Absolutely No	0	97	Research Defon Sell	2.85%	3.64%	C	-6
2025/03/14	128.000	No Trade	No Trade	34.86%	0	Absolutely No	0	98	Research Defon Sell	4.22%	5.12%	C	-5
2025/03/17	130.030	No Trade	No Trade	47.39%	0	Absolutely No	0	99	Research Defon Sell	5.73%	6.20%	C	-2
2025/03/18	131.460	No Trade	No Trade	56.62%	0	Absolutely No	0	100	Research Defon Sell	6.85%	7.20%	C	0



Date	9 day	9 vs 21 day	33 day
2025/01/29	Sell_9day	Buy 9 vs 21	Buy 33_Day
2025/01/30	Sell_9day	Buy 9 vs 21	Buy 33_Day
2025/01/31	Sell_9day	Buy 9 vs 21	Buy 33_Day
2025/02/03	Sell_9day	Buy 9 vs 21	Buy 33_Day
2025/02/04	Sell_9day	Buy 9 vs 21	Buy 33_Day
2025/02/05	Buy_9day	Buy 9 vs 21	Buy 33_Day
2025/02/06	Buy_9day	Buy 9 vs 21	Buy 33_Day
2025/02/07	Buy_9day	Buy 9 vs 21	Buy 33_Day
2025/02/10	Buy_9day	Sell 9 vs 21	Buy 33_Day
2025/02/11	Buy_9day	Sell 9 vs 21	Buy 33_Day
2025/02/12	Buy_9day	Sell 9 vs 21	Buy 33_Day
2025/02/13	Sell_9day	Sell 9 vs 21	Buy 33_Day
2025/02/14	Sell_9day	Sell 9 vs 21	Buy 33_Day
2025/02/17	Sell_9day	Sell 9 vs 21	Buy 33_Day
2025/02/18	Sell_9day	Sell 9 vs 21	Buy 33_Day
2025/02/19	Sell_9day	Sell 9 vs 21	Buy 33_Day
2025/02/20	Buy_9day	Sell 9 vs 21	Buy 33_Day
2025/02/21	Buy_9day	Sell 9 vs 21	Buy 33_Day
2025/02/24	Buy_9day	Sell 9 vs 21	Buy 33_Day
2025/02/25	Buy_9day	Buy 9 vs 21	Buy 33_Day
2025/02/26	Buy_9day	Buy 9 vs 21	Buy 33_Day
2025/02/27	Buy_9day	Buy 9 vs 21	Buy 33_Day
2025/02/28	Buy_9day	Buy 9 vs 21	Buy 33_Day
2025/03/03	Buy_9day	Buy 9 vs 21	Buy 33_Day
2025/03/04	Sell_9day	Buy 9 vs 21	Sell 33_Day
2025/03/05	Sell_9day	Buy 9 vs 21	Buy 33_Day
2025/03/06	Sell_9day	Buy 9 vs 21	Sell 33_Day
2025/03/07	Sell_9day	Buy 9 vs 21	Sell 33_Day
2025/03/10	Sell_9day	Buy 9 vs 21	Sell 33_Day
2025/03/11	Sell_9day	Sell 9 vs 21	Sell 33_Day
2025/03/12	Buy_9day	Sell 9 vs 21	Sell 33_Day
2025/03/13	Sell_9day	Sell 9 vs 21	Sell 33_Day
2025/03/14	Buy_9day	Sell 9 vs 21	Buy 33_Day
2025/03/17	Buy_9day	Sell 9 vs 21	Buy 33_Day
2025/03/18	Buy_9day	Sell 9 vs 21	Buy 33_Day

Strategy Universe		NYSE	Ascendant guidance		Trade	Strategy_Open Date	2025/02/14	Caterpillar Guidance	Trade	
<div><div><div>—CAH.NYS</div><div>----- 21 per. Mov. Avg. (CAH.NYS)</div><div>—— Linear (CAH.NYS)</div></div></div>									(+) : Mom Days	94
									(-) : Mom Days	0
									Guided : Factor	66 day
									324_Buy Guidance	0.0%
									324_Sell Guidance	100.0%
									Mom_75 (days)	7.2%
									9 vs 21 day	-0.16%
									Price vs 9 day	3.40%

DAL.NYS

B
u
y

Delta Air Lines

Industrial

Airlines

New York

Market Cap : (B)

40 608

Price

Price

Individual Instrument

Individual Instrument

Individual Instrument

Market Cap : (B)

0

Follow the " 3day to 5day waiting period " before entering the trade : understand the Graph, Trend and Variables

Plan your enrty levels. Focus on the process not the outcome. Expect further short-term deviation from the trade signal. "Patience"

Date	Price or Relative Price	Short_Term_ Radar	Medium_ Term_Radar	Caterpillar_ %	Wise_ Owl(Rnk)	324_Factor	Factor_324	Defcon _Index	Defcon _Index_Trade	Margin of Safety	75_Day_Mom	Trade_Rating (Guidance)	Trendsum
2025/01/22	67.780	No Trade	No Trade	86.92%	50	Research	85	99	Research Defon Sell	13.90%	42.82%	A	2
2025/01/23	67.450	No Trade	No Trade	82.83%	50	Research	85	99	Research Defon Sell	13.25%	36.87%	B	3
2025/01/24	67.180	No Trade	No Trade	79.38%	50	Research	85	98	Research Defon Sell	12.69%	35.80%	B	5
2025/01/27	67.770	No Trade	No Trade	83.71%	50	Research	85	99	Research Defon Sell	13.39%	33.88%	A	5
2025/01/28	67.650	No Trade	No Trade	81.84%	50	Research	85	99	Research Defon Sell	13.09%	32.70%	B	6
2025/01/29	68.430	No Trade	No Trade	89.37%	50	Research	85	100	Research Defon Sell	14.29%	36.07%	A	11
2025/01/30	68.570	No Trade	No Trade	90.21%	50	Research	85	100	Research Defon Sell	14.43%	33.59%	A	16
2025/01/31	67.270	No Trade	No Trade	76.03%	50	Research	85	98	Research Defon Sell	12.16%	26.49%	B	18
2025/02/03	66.480	Sell_Panda_ST	No Trade	65.99%	50	Research	85	97	Research Defon Sell	10.55%	26.08%	B	16
2025/02/04	69.060	No Trade	No Trade	92.20%	50	Research	85	100	Research Defon Sell	14.74%	22.64%	A	16
2025/02/05	69.060	No Trade	No Trade	91.57%	50	Research	85	100	Research Defon Sell	14.64%	24.97%	A	15
2025/02/06	67.920	No Trade	No Trade	79.13%	50	Research	85	98	Research Defon Sell	12.65%	21.72%	B	14
2025/02/07	68.140	No Trade	No Trade	80.80%	50	Research	85	99	Research Defon Sell	12.92%	23.67%	B	15
2025/02/10	66.190	Sell_Panda_ST	Sell_Panda_ST	58.82%	50	Research	85	96	Research Defon Sell	9.41%	20.78%	B	13
2025/02/11	64.750	No Trade	No Trade	43.36%	0	Research	85	0	Absolutely no Trade	6.93%	18.48%	C	9
2025/02/12	66.330	No Trade	No Trade	59.09%	50	Research	85	96	Research Defon Sell	9.45%	21.11%	B	5
2025/02/13	64.060	No Trade	No Trade	35.10%	0	Absolutely No	0	0	Absolutely no Trade	5.61%	18.37%	C	2
2025/02/14	65.390	No Trade	No Trade	48.23%	0	Research	85	0	Absolutely no Trade	7.71%	18.08%	C	-2
2025/02/17	65.390	No Trade	No Trade	46.50%	0	Research	85	0	Absolutely no Trade	7.44%	14.04%	C	-6
2025/02/18	64.340	No Trade	No Trade	35.14%	0	Absolutely No	0	0	Absolutely no Trade	5.62%	10.06%	C	-9
2025/02/19	65.040	No Trade	No Trade	41.76%	0	Research	85	0	Absolutely no Trade	6.68%	13.67%	C	-13
2025/02/20	63.750	No Trade	No Trade	27.97%	0	Absolutely No	0	0	Absolutely no Trade	4.47%	9.18%	C	-17
2025/02/21	60.000	No Trade	No Trade	6.64%	0	Absolutely No	0	0	Absolutely no Trade	-1.76%	5.47%	C	-20
2025/02/24	61.490	No Trade	No Trade	2.66%	0	Absolutely No	0	0	Absolutely no Trade	0.43%	5.49%	C	-22
2025/02/25	61.790	No Trade	No Trade	5.19%	0	Absolutely No	0	-23	Absolutely no Trade	0.83%	-0.85%	C	-25
2025/02/26	61.700	No Trade	No Trade	3.73%	0	Absolutely No	0	-23	Absolutely no Trade	0.60%	2.10%	C	-27
2025/02/27	59.750	No Trade	No Trade	10.07%	0	Absolutely No	0	-29	Absolutely no Trade	-2.66%	-2.13%	C	-30
2025/02/28	60.120	No Trade	No Trade	8.11%	0	Absolutely No	0	-28	Absolutely no Trade	-2.15%	-5.41%	C	-33
2025/03/03	58.450	No Trade	No Trade	19.30%	0	Absolutely No	0	-33	Absolutely no Trade	-5.11%	-8.74%	C	-35
2025/03/04	54.690	No Trade	No Trade	42.65%	30	Research	85	-43	Absolutely no Trade	-11.28%	-15.16%	C	-37
2025/03/05	56.770	No Trade	No Trade	30.20%	30	Research	85	-37	Absolutely no Trade	-7.99%	-12.46%	C	-39
2025/03/06	54.960	No Trade	No Trade	41.57%	30	Research	85	-42	Absolutely no Trade	-11.00%	-14.22%	C	-41
2025/03/07	53.280	No Trade	No Trade	52.13%	0	Absolutely No	0	-47	Absolutely no Trade	-13.79%	-15.75%	C	-43
2025/03/10	50.330	No Trade	No Trade	70.95%	30	Research	-85	-55	Absolutely no Trade	-18.77%	-22.27%	C	-44
2025/03/11	46.680	No Trade	No Trade	93.45%	50	Research	-85	-65	Absolutely no Trade	-24.72%	-26.65%	C	-46
2025/03/12	45.300	No Trade	No Trade	100.00%	50	Research	-85	-69	Absolutely no Trade	-27.01%	-28.48%	C	-47
2025/03/13	43.920	No Trade	No Trade	100.00%	50	Research	-85	-73	Absolutely no Trade	-29.29%	-30.66%	C	-48
2025/03/14	46.750	No Trade	No Trade	84.66%	30	Research	-85	0	Absolutely no Trade	-24.80%	-27.51%	C	-49
2025/03/17	46.890	No Trade	No Trade	84.54%	30	Research	-85	0	Absolutely no Trade	-24.77%	-26.89%	C	-48
2025/03/18	45.920	No Trade	No Trade	90.06%	50	Research	-85	-67	Absolutely no Trade	-26.38%	-27.82%	C	-46

S
e
l
l

NPK.NYS

National Presto Industries Inc.

Aerospace & Defense

Aerospace & Defence

New York

Market Cap : (B)

559

Price

Price

Individual Instrument

Individual Instrument

Individual Instrument

Market Cap : (B)

0

Follow the " 3day to 5day waiting period " before entering the trade : understand the Graph, Trend and Variables

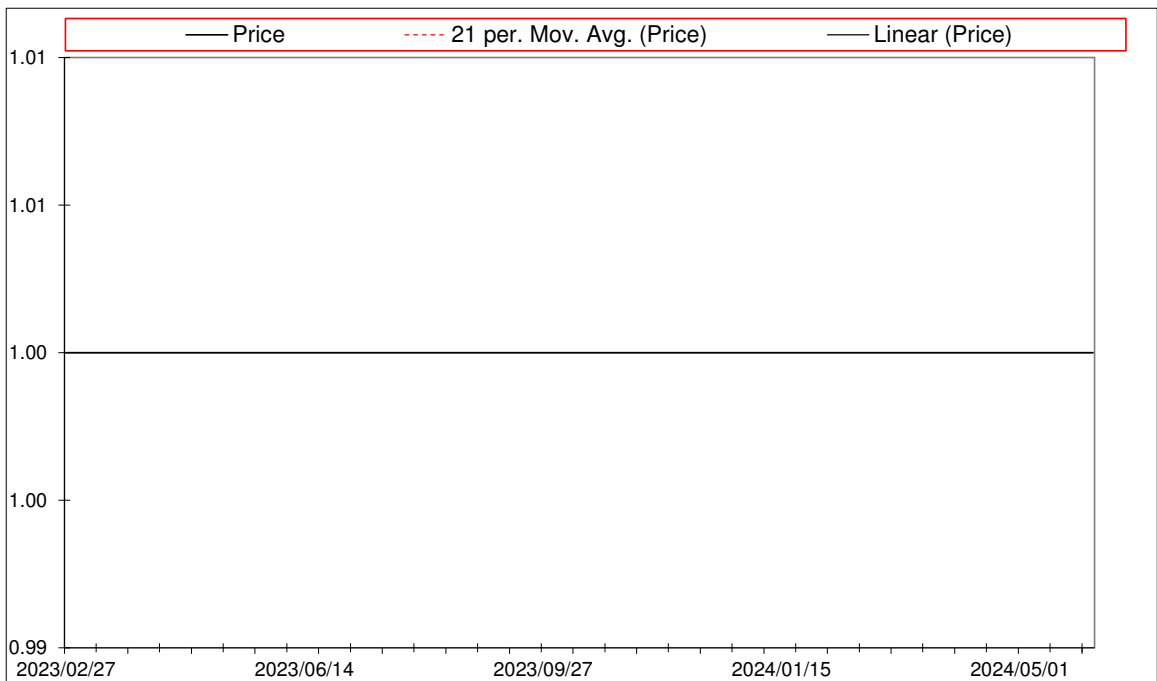
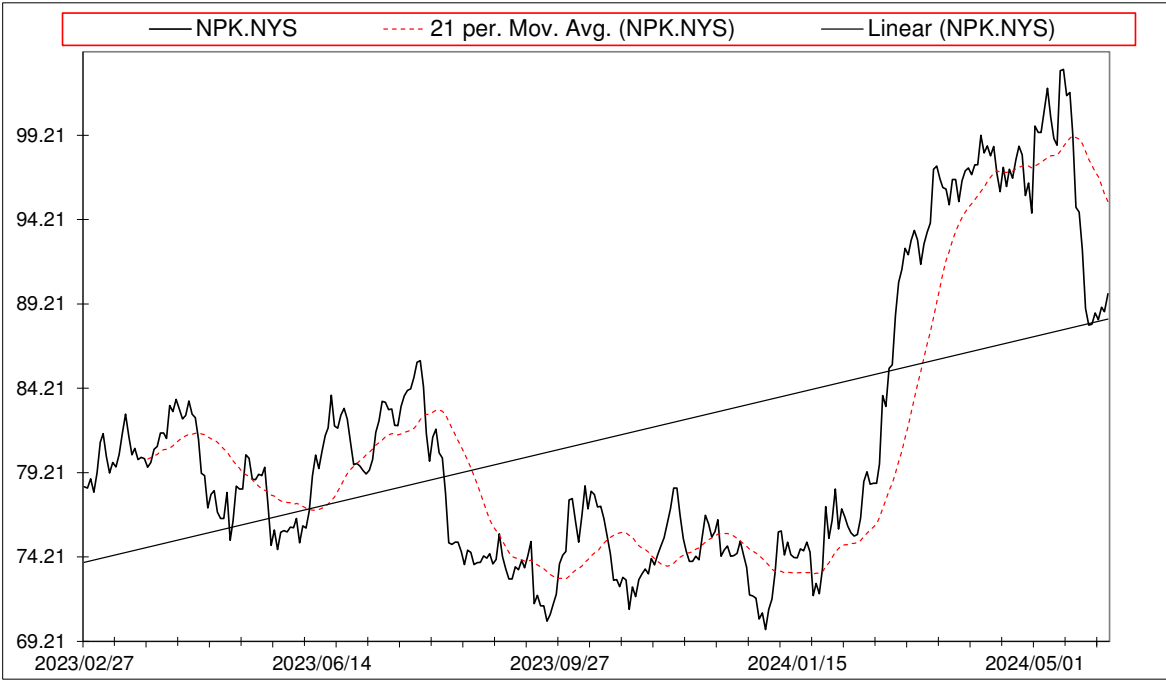
Plan your enrty levels. Focus on the process not the outcome. Expect further short-term deviation from the trade signal. "Patience"

-2.330												33.532		-14.391	
Date	Price or Relative Price	Short_Term_ Radar	Medium_ Term_Radar	Caterpillar_ %	Wise_ Owl(Rnk)	324_Factor	Factor_324	Defcon _Index	Defcon _Index_Trade	Margin of Safety	75_Day_Mom	Trade_Rating (Guidance)	Trendsum		
2025/01/22	98.160	No Trade	No Trade	91.33%	90	Research	170	99	Research Defon Sell	13.19%	36.39%	AAA	28		
2025/01/23	98.580	No Trade	No Trade	94.40%	90	Research	170	99	Research Defon Sell	13.64%	37.11%	AAA	28		
2025/01/24	97.990	No Trade	No Trade	89.41%	90	Research	170	99	Research Defon Sell	12.92%	36.51%	AAA	28		
2025/01/27	98.540	No Trade	No Trade	92.94%	90	Research	170	99	Research Defon Sell	13.43%	39.69%	AAA	25		
2025/01/28	96.940	Sell_Panda_ST	Sell_Panda_ST	79.92%	90	Research	170	98	Research Defon Sell	11.54%	36.75%	AAA	22		
2025/01/29	95.870	Sell_Panda_ST	Sell_Panda_ST	71.12%	75	Research	170	97	Research Defon Sell	10.27%	37.13%	AA	17		
2025/01/30	97.300	Sell_Panda_ST	No Trade	82.22%	75	Research	170	98	Research Defon Sell	11.88%	36.85%	AA	12		
2025/01/31	96.170	No Trade	No Trade	72.95%	60	Research	170	97	Research Defon Sell	10.54%	34.11%	A	10		
2025/02/03	97.200	No Trade	No Trade	80.31%	75	Research	170	98	Research Defon Sell	11.60%	32.55%	AA	8		
2025/02/04	96.670	No Trade	No Trade	75.82%	75	Research	170	97	Research Defon Sell	10.95%	27.72%	AA	4		
2025/02/05	97.730	No Trade	No Trade	83.97%	75	Research	170	99	Research Defon Sell	12.13%	29.02%	AA	3		
2025/02/06	98.570	No Trade	No Trade	90.36%	75	Research	170	99	Research Defon Sell	13.05%	32.61%	AA	4		
2025/02/07	98.040	No Trade	No Trade	85.87%	75	Research	170	99	Research Defon Sell	12.40%	30.56%	AA	6		
2025/02/10	95.640	No Trade	No Trade	66.00%	50	Research	85	96	Research Defon Sell	9.53%	28.62%	B	4		
2025/02/11	96.380	No Trade	No Trade	71.60%	50	Research	85	97	Research Defon Sell	10.34%	29.93%	B	3		
2025/02/12	94.590	No Trade	No Trade	57.14%	50	Research	85	95	Research Defon Sell	8.25%	27.53%	B	0		
2025/02/13	99.750	No Trade	No Trade	97.74%	50	Research	85	100	Research Defon Sell	14.12%	33.55%	A	0		
2025/02/14	99.380	No Trade	No Trade	94.52%	50	Research	85	100	Research Defon Sell	13.65%	33.25%	A	0		
2025/02/17	99.380	No Trade	No Trade	93.68%	50	Research	85	100	Research Defon Sell	13.53%	32.35%	A	1		
2025/02/18	100.680	No Trade	No Trade	100.00%	50	Research	85	100	Research Defon Sell	14.98%	35.14%	A	0		
2025/02/19	101.990	No Trade	No Trade	100.00%	50	Research	85	100	Research Defon Sell	16.43%	41.79%	A	1		
2025/02/20	100.310	No Trade	No Trade	88.08%	50	Research	85	98	Research Defon Sell	14.47%	38.09%	B	3		
2025/02/21	99.020	No Trade	No Trade	78.87%	50	Research	85	97	Research Defon Sell	12.96%	37.47%	B	5		
2025/02/24	98.620	No Trade	No Trade	75.36%	50	Research	85	97	Research Defon Sell	12.38%	34.12%	B	7		
2025/02/25	103.040	No Trade	No Trade	100.00%	50	Research	85	100	Research Defon Sell	17.38%	33.47%	A	8		
2025/02/26	103.120	No Trade	No Trade	100.00%	50	Research	85	100	Research Defon Sell	17.43%	36.91%	A	7		
2025/02/27	101.550	No Trade	No Trade	89.50%	50	Research	85	98	Research Defon Sell	15.60%	32.94%	B	6		
2025/02/28	101.740	No Trade	No Trade	90.51%	50	Research	85	99	Research Defon Sell	15.77%	30.02%	B	4		
2025/03/03	99.290	No Trade	No Trade	73.82%	50	Research	85	96	Research Defon Sell	12.86%	30.87%	B	4		
2025/03/04	94.940	No Trade	No Trade	45.22%	0	Research	85	0	Absolutely no Trade	7.88%	23.19%	C	1		
2025/03/05	94.660	No Trade	No Trade	43.17%	0	Research	85	0	Absolutely no Trade	7.52%	23.61%	C	-1		
2025/03/06	92.420	No Trade	No Trade	28.36%	0	Absolutely No	0	0	Absolutely no Trade	4.94%	21.53%	C	-2		
2025/03/07	88.940	No Trade	No Trade	5.48%	0	Absolutely No	0	0	Absolutely no Trade	0.95%	17.57%	C	-3		
2025/03/10	87.950	No Trade	No Trade	1.70%	0	Absolutely No	0	0	Absolutely no Trade	-0.28%	16.57%	C	-5		
2025/03/11	88.020	No Trade	No Trade	1.43%	0	Absolutely No	0	0	Absolutely no Trade	-0.23%	16.51%	C	-7		
2025/03/12	88.670	No Trade	No Trade	2.69%	0	Absolutely No	0	0	Absolutely no Trade	0.47%	15.88%	C	-12		
2025/03/13	88.280	No Trade	No Trade	0.05%	0	Absolutely No	0	0	Absolutely no Trade	-0.01%	12.22%	C	-16		
2025/03/14	89.010	No Trade	No Trade	4.49%	0	Absolutely No	0	0	Absolutely no Trade	0.78%	12.29%	C	-18		
2025/03/17	88.750	No Trade	No Trade	2.19%	0	Absolutely No	0	0	Absolutely no Trade	0.38%	13.03%	C	-17		
2025/03/18	89.820	No Trade	No Trade	8.93%	0	Absolutely No	0	0	Absolutely no Trade	1.56%	14.30%	C	-15		



Date	9 day	9 vs 21 day	33 day
2025/01/30	Sell_9day	Buy 9 vs 21	Buy 33_Day
2025/01/31	Sell_9day	Buy 9 vs 21	Buy 33_Day
2025/02/03	Sell_9day	Buy 9 vs 21	Buy 33_Day
2025/02/04	Sell_9day	Buy 9 vs 21	Buy 33_Day
2025/02/05	Buy_9day	Sell 9 vs 21	Buy 33_Day
2025/02/06	Buy_9day	Sell 9 vs 21	Buy 33_Day
2025/02/07	Buy_9day	Sell 9 vs 21	Buy 33_Day
2025/02/10	Sell_9day	Sell 9 vs 21	Sell 33_Day
2025/02/11	Sell_9day	Sell 9 vs 21	Sell 33_Day
2025/02/12	Sell_9day	Sell 9 vs 21	Sell 33_Day
2025/02/13	Buy_9day	Sell 9 vs 21	Buy 33_Day
2025/02/14	Buy_9day	Sell 9 vs 21	Buy 33_Day
2025/02/17	Buy_9day	Buy 9 vs 21	Buy 33_Day
2025/02/18	Buy_9day	Buy 9 vs 21	Buy 33_Day
2025/02/19	Buy_9day	Buy 9 vs 21	Buy 33_Day
2025/02/20	Buy_9day	Buy 9 vs 21	Buy 33_Day
2025/02/21	Sell_9day	Buy 9 vs 21	Buy 33_Day
2025/02/24	Sell_9day	Buy 9 vs 21	Buy 33_Day
2025/02/25	Buy_9day	Buy 9 vs 21	Buy 33_Day
2025/02/26	Buy_9day	Buy 9 vs 21	Buy 33_Day
2025/02/27	Buy_9day	Buy 9 vs 21	Buy 33_Day
2025/02/28	Buy_9day	Buy 9 vs 21	Buy 33_Day
2025/03/03	Sell_9day	Buy 9 vs 21	Buy 33_Day
2025/03/04	Sell_9day	Buy 9 vs 21	Sell 33_Day
2025/03/05	Sell_9day	Buy 9 vs 21	Sell 33_Day
2025/03/06	Sell_9day	Buy 9 vs 21	Sell 33_Day
2025/03/07	Sell_9day	Sell 9 vs 21	Sell 33_Day
2025/03/10	Sell_9day	Sell 9 vs 21	Sell 33_Day
2025/03/11	Sell_9day	Sell 9 vs 21	Sell 33_Day
2025/03/12	Sell_9day	Sell 9 vs 21	Sell 33_Day
2025/03/13	Sell_9day	Sell 9 vs 21	Sell 33_Day
2025/03/14	Sell_9day	Sell 9 vs 21	Sell 33_Day
2025/03/17	Sell_9day	Sell 9 vs 21	Sell 33_Day
2025/03/18	Buy_9day	Sell 9 vs 21	Sell 33_Day

Strategy Universe	NYSE	Ascendant guidance	Trade	Strategy_Open Date	2025/02/14	Caterpillar Guidance	Trade
-------------------	------	--------------------	-------	--------------------	------------	----------------------	-------



(+) : Mom Days	0
(-) : Mom Days	0
Guided : Factor	9 vs 21 day
324_Buy Guidance	0.0%
324_Sell Guidance	87.1%
Mom_75 (days)	14.3%
9 vs 21 day	-6.49%
Price vs 9 day	0.81%

S
e
l
l

PDCO.NAS

Patterson Companies

Health Care

Health Care Supplies

New York

Market Cap : (B)

1 803

Price

Price

Individual Instrument

Individual Instrument

Individual Instrument

Market Cap : (B)

0

Follow the " 3day to 5day waiting period " before entering the trade : understand the Graph, Trend and Variables

Plan your enrty levels. Focus on the process not the outcome. Expect further short-term deviation from the trade signal. "Patience"

4.544														1.247		0.274	
Date	Price or Relative Price	Short_Term_ Radar	Medium_ Term_Radar	Caterpillar_ %	Wise_ Owl(Rnk)	324_Factor	Factor_324	Defcon _Index	Defcon _Index_Trade	Margin of Safety	75_Day_Mom	Trade_Rating (Guidance)	Trendsum				
2025/01/22	30.920	No Trade	No Trade	72.10%	50	Research	170	94	Research Defon Sell	18.12%	52.84%	B	0				
2025/01/23	30.900	No Trade	No Trade	71.79%	50	Research	170	94	Research Defon Sell	18.04%	50.00%	B	2				
2025/01/24	30.930	No Trade	No Trade	72.24%	50	Research	170	94	Research Defon Sell	18.16%	52.51%	B	4				
2025/01/27	30.940	No Trade	No Trade	72.37%	50	Research	170	94	Research Defon Sell	18.19%	52.64%	B	3				
2025/01/28	30.980	No Trade	No Trade	72.97%	50	Research	170	94	Research Defon Sell	18.34%	53.82%	B	6				
2025/01/29	30.950	No Trade	No Trade	72.51%	50	Research	170	94	Research Defon Sell	18.22%	53.60%	B	7				
2025/01/30	30.990	No Trade	No Trade	73.11%	50	Research	170	94	Research Defon Sell	18.38%	50.15%	B	8				
2025/01/31	30.950	No Trade	No Trade	72.49%	60	Research	170	94	Research Defon Sell	18.22%	48.02%	B	11				
2025/02/03	30.980	No Trade	No Trade	72.93%	60	Research	170	94	Research Defon Sell	18.33%	49.23%	B	12				
2025/02/04	31.000	No Trade	No Trade	73.22%	60	Research	170	94	Research Defon Sell	18.40%	48.47%	B	14				
2025/02/05	31.010	No Trade	No Trade	73.37%	60	Research	170	94	Research Defon Sell	18.44%	46.97%	B	20				
2025/02/06	31.030	No Trade	No Trade	73.67%	60	Research	170	94	Research Defon Sell	18.52%	45.41%	B	26				
2025/02/07	31.000	No Trade	No Trade	73.20%	60	Research	170	94	Research Defon Sell	18.40%	45.61%	B	30				
2025/02/10	31.010	No Trade	No Trade	73.34%	60	Research	170	94	Research Defon Sell	18.43%	45.45%	B	30				
2025/02/11	31.030	No Trade	No Trade	73.63%	60	Research	170	94	Research Defon Sell	18.51%	46.30%	B	30				
2025/02/12	31.040	No Trade	No Trade	73.78%	75	Research	170	94	Research Defon Sell	18.54%	44.17%	A	31				
2025/02/13	31.040	No Trade	No Trade	73.77%	75	Research	170	94	Research Defon Sell	18.54%	48.09%	A	31				
2025/02/14	31.030	No Trade	No Trade	73.61%	75	Research	170	94	Research Defon Sell	18.50%	44.46%	A	33				
2025/02/17	31.030	No Trade	No Trade	73.59%	75	Research	170	94	Research Defon Sell	18.50%	46.92%	A	34				
2025/02/18	31.050	No Trade	No Trade	73.89%	75	Research	170	94	Research Defon Sell	18.57%	46.05%	A	34				
2025/02/19	31.040	No Trade	No Trade	73.73%	75	Research	170	94	Research Defon Sell	18.53%	47.74%	A	36				
2025/02/20	31.060	No Trade	No Trade	74.03%	75	Research	170	94	Research Defon Sell	18.61%	48.97%	A	38				
2025/02/21	31.070	No Trade	No Trade	74.17%	75	Research	170	94	Research Defon Sell	18.64%	47.67%	A	38				
2025/02/24	31.070	No Trade	No Trade	74.15%	75	Research	170	94	Research Defon Sell	18.64%	46.42%	A	40				
2025/02/25	31.080	No Trade	No Trade	74.29%	75	Research	170	94	Research Defon Sell	18.67%	41.34%	A	40				
2025/02/26	31.070	No Trade	No Trade	74.14%	75	Research	170	94	Research Defon Sell	18.63%	45.53%	A	40				
2025/02/27	31.150	No Trade	No Trade	75.34%	75	Research	170	95	Research Defon Sell	18.94%	49.76%	A	40				
2025/02/28	31.140	No Trade	No Trade	75.18%	75	Research	170	95	Research Defon Sell	18.90%	47.93%	A	41				
2025/03/03	31.140	No Trade	No Trade	75.16%	75	Research	170	95	Research Defon Sell	18.89%	50.00%	A	42				
2025/03/04	31.130	No Trade	No Trade	75.00%	75	Research	170	95	Research Defon Sell	18.85%	55.65%	A	42				
2025/03/05	31.140	No Trade	No Trade	75.15%	75	Research	170	95	Research Defon Sell	18.89%	59.12%	A	39				
2025/03/06	31.120	No Trade	No Trade	74.84%	75	Research	170	94	Research Defon Sell	18.81%	57.57%	A	35				
2025/03/07	31.130	No Trade	No Trade	83.42%	75	Research	170	95	Research Defon Sell	18.85%	48.95%	A	31				
2025/03/10	31.120	No Trade	No Trade	90.31%	75	Research	170	94	Research Defon Sell	18.80%	52.47%	A	27				
2025/03/11	31.160	No Trade	No Trade	94.63%	75	Research	170	95	Research Defon Sell	18.95%	55.33%	A	24				
2025/03/12	31.140	No Trade	No Trade	94.24%	75	Research	170	95	Research Defon Sell	18.88%	53.55%	A	22				
2025/03/13	31.140	No Trade	No Trade	94.23%	75	Research	170	95	Research Defon Sell	18.87%	52.20%	A	20				
2025/03/14	31.140	No Trade	No Trade	94.22%	75	Research	170	95	Research Defon Sell	18.87%	44.03%	A	19				
2025/03/17	31.180	No Trade	No Trade	94.96%	75	Research	170	95	Research Defon Sell	19.02%	45.09%	A	19				
2025/03/18	31.180	No Trade	No Trade	94.95%	75	Research	170	95	Research Defon Sell	19.02%	45.29%	A	20				

S
e
|
|

ECN.TSX

ECN Capital Corp.

Financial Services

Credit Services

Canada

Market Cap : (B)

801

Follow the " 3day to 5day waiting period " before entering the trade : understand the Graph, Trend and Variables

Price

Plan your enrty levels. Focus on the process not the outcome. Expect further short-term deviation from the trade signal. "Patience"

Price

Individual Instrument

Individual Instrument

Individual Instrument

Market Cap : (B)

0

-2.283


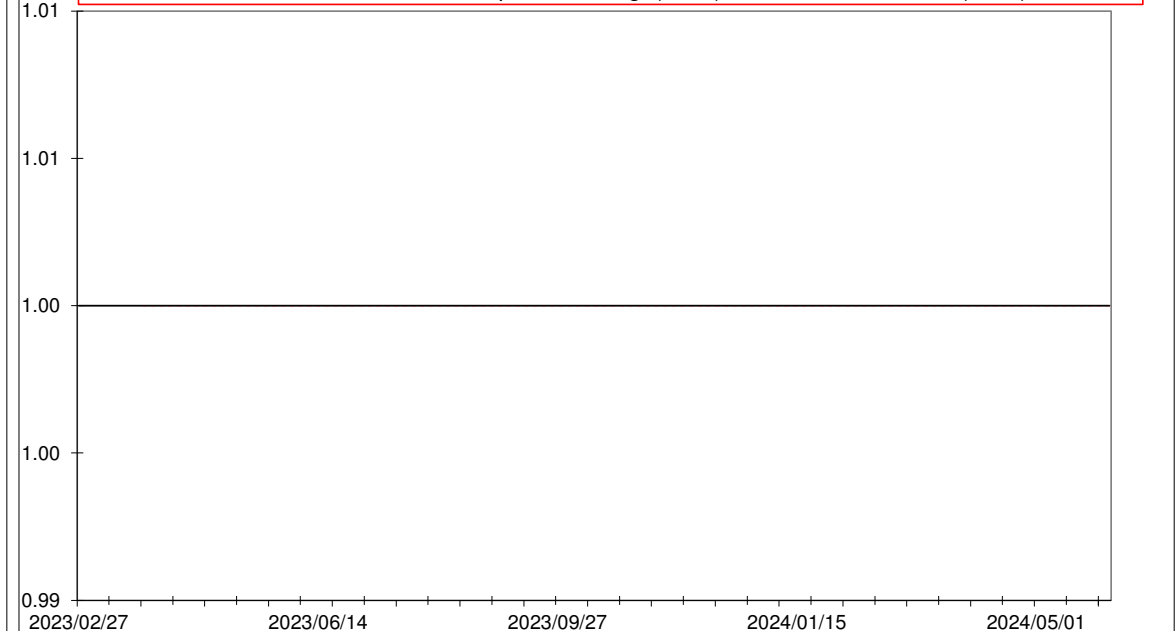
46.387

-20.318

Date	Price or Relative Price	Short_Term_ Radar	Medium_ Term_Radar	Caterpillar_ %	Wise_ Owl(Rnk)	324_Factor	Factor_324	Defcon _Index	Defcon _Index_Trade	Margin of Safety	75_Day_Mom	Trade_Rating (Guidance)	Trendsum
2025/01/22	3.230	No Trade	No Trade	49.15%	30	Research	85	92	Research Defon Sell	19.97%	52.36%	C	3
2025/01/23	3.200	No Trade	No Trade	46.26%	0	Research	85	0	Absolutely no Trade	18.79%	49.53%	C	3
2025/01/24	3.240	No Trade	No Trade	49.75%	30	Research	85	93	Research Defon Sell	20.21%	52.11%	C	3
2025/01/27	3.240	No Trade	No Trade	49.28%	30	Research	85	93	Research Defon Sell	20.02%	50.00%	C	4
2025/01/28	3.210	No Trade	No Trade	46.39%	30	Research	85	92	Research Defon Sell	18.84%	50.00%	C	5
2025/01/29	3.190	No Trade	No Trade	44.41%	0	Research	85	0	Absolutely no Trade	18.04%	47.69%	C	5
2025/01/30	3.200	No Trade	No Trade	45.17%	0	Research	85	0	Absolutely no Trade	18.35%	47.47%	C	3
2025/01/31	3.150	No Trade	No Trade	40.47%	0	Research	85	0	Absolutely no Trade	16.44%	45.16%	C	0
2025/02/03	3.130	No Trade	No Trade	38.19%	0	Research	85	0	Absolutely no Trade	15.51%	46.26%	C	-4
2025/02/04	3.100	No Trade	No Trade	35.32%	0	Research	85	0	Absolutely no Trade	14.35%	50.49%	C	-7
2025/02/05	3.370	No Trade	No Trade	59.68%	50	Research	85	96	Research Defon Sell	24.24%	43.40%	B	-8
2025/02/06	3.470	No Trade	No Trade	68.58%	50	Research	85	98	Research Defon Sell	27.86%	45.80%	B	-9
2025/02/07	3.420	No Trade	No Trade	63.89%	50	Research	85	96	Research Defon Sell	25.95%	49.34%	B	-8
2025/02/10	3.400	No Trade	No Trade	61.58%	50	Research	85	96	Research Defon Sell	25.02%	55.25%	B	-8
2025/02/11	3.360	No Trade	No Trade	57.80%	30	Research	85	95	Research Defon Sell	23.48%	52.73%	C	-6
2025/02/12	3.320	No Trade	No Trade	54.03%	30	Research	85	94	Research Defon Sell	21.95%	50.91%	C	-7
2025/02/13	3.370	No Trade	No Trade	58.39%	50	Research	85	95	Research Defon Sell	23.72%	53.18%	B	-8
2025/02/14	3.370	No Trade	No Trade	58.23%	50	Research	85	95	Research Defon Sell	23.65%	53.18%	B	-8
2025/02/17	3.370	No Trade	No Trade	57.75%	50	Research	85	95	Research Defon Sell	23.46%	53.88%	B	-10
2025/02/18	3.410	No Trade	No Trade	61.19%	50	Research	85	96	Research Defon Sell	24.86%	53.60%	B	-11
2025/02/19	3.460	No Trade	No Trade	65.54%	50	Research	85	98	Research Defon Sell	26.62%	56.56%	B	-9
2025/02/20	3.420	No Trade	No Trade	61.77%	50	Research	85	96	Research Defon Sell	25.09%	53.36%	B	-6
2025/02/21	3.350	No Trade	No Trade	55.31%	30	Research	85	94	Research Defon Sell	22.47%	53.67%	C	-3
2025/02/24	3.330	No Trade	No Trade	53.04%	30	Research	85	94	Research Defon Sell	21.55%	52.05%	C	1
2025/02/25	3.340	No Trade	No Trade	53.78%	30	Research	85	94	Research Defon Sell	21.85%	45.22%	C	1
2025/02/26	3.350	No Trade	No Trade	54.52%	30	Research	85	94	Research Defon Sell	22.15%	41.35%	C	-1
2025/02/27	3.340	No Trade	No Trade	53.47%	30	Research	85	94	Research Defon Sell	21.72%	13.99%	C	-2
2025/02/28	3.000	No Trade	No Trade	22.83%	0	Research	85	0	Absolutely no Trade	9.27%	0.00%	C	-5
2025/03/03	3.050	No Trade	No Trade	26.88%	0	Research	85	0	Absolutely no Trade	10.92%	3.04%	C	-10
2025/03/04	3.020	No Trade	No Trade	24.05%	0	Research	85	0	Absolutely no Trade	9.77%	2.37%	C	-15
2025/03/05	3.080	No Trade	No Trade	29.28%	0	Research	85	0	Absolutely no Trade	11.89%	6.21%	C	-19
2025/03/06	3.000	No Trade	No Trade	21.99%	0	Research	85	0	Absolutely no Trade	8.93%	0.00%	C	-20
2025/03/07	3.050	No Trade	No Trade	26.31%	0	Research	85	0	Absolutely no Trade	10.69%	6.27%	C	-21
2025/03/10	2.970	No Trade	No Trade	18.75%	0	Research	85	0	Absolutely no Trade	7.62%	2.41%	C	-21
2025/03/11	2.870	No Trade	No Trade	9.70%	0	Absolutely No	0	-35	Absolutely no Trade	3.94%	0.35%	C	-21
2025/03/12	2.900	No Trade	No Trade	12.24%	0	Absolutely No	0	0	Absolutely no Trade	4.97%	1.75%	C	-25
2025/03/13	2.650	No Trade	No Trade	12.61%	0	Absolutely No	0	-47	Absolutely no Trade	-4.13%	-7.02%	C	-28
2025/03/14	2.700	No Trade	No Trade	7.24%	0	Absolutely No	0	-44	Absolutely no Trade	-2.37%	-7.22%	C	-31
2025/03/17	2.670	No Trade	No Trade	11.01%	0	Absolutely No	0	-46	Absolutely no Trade	-3.60%	-4.98%	C	-34
2025/03/18	2.630	No Trade	No Trade	15.58%	0	Absolutely No	0	-48	Absolutely no Trade	-5.10%	-6.74%	C	-37



Date	9 day	9 vs 21 day	33 day
2025/01/29	Sell_9day	Sell 9 vs 21	Buy 33_Day
2025/01/30	Sell_9day	Sell 9 vs 21	Buy 33_Day
2025/01/31	Sell_9day	Sell 9 vs 21	Sell 33_Day
2025/02/03	Sell_9day	Sell 9 vs 21	Sell 33_Day
2025/02/04	Sell_9day	Sell 9 vs 21	Sell 33_Day
2025/02/05	Buy_9day	Sell 9 vs 21	Buy 33_Day
2025/02/06	Buy_9day	Buy 9 vs 21	Buy 33_Day
2025/02/07	Buy_9day	Buy 9 vs 21	Buy 33_Day
2025/02/10	Buy_9day	Buy 9 vs 21	Buy 33_Day
2025/02/11	Buy_9day	Buy 9 vs 21	Buy 33_Day
2025/02/12	Buy_9day	Buy 9 vs 21	Buy 33_Day
2025/02/13	Buy_9day	Buy 9 vs 21	Buy 33_Day
2025/02/14	Buy_9day	Buy 9 vs 21	Buy 33_Day
2025/02/17	Sell_9day	Buy 9 vs 21	Buy 33_Day
2025/02/18	Buy_9day	Buy 9 vs 21	Buy 33_Day
2025/02/19	Buy_9day	Buy 9 vs 21	Buy 33_Day
2025/02/20	Buy_9day	Buy 9 vs 21	Buy 33_Day
2025/02/21	Sell_9day	Buy 9 vs 21	Buy 33_Day
2025/02/24	Sell_9day	Buy 9 vs 21	Buy 33_Day
2025/02/25	Sell_9day	Buy 9 vs 21	Buy 33_Day
2025/02/26	Sell_9day	Buy 9 vs 21	Buy 33_Day
2025/02/27	Sell_9day	Buy 9 vs 21	Buy 33_Day
2025/02/28	Sell_9day	Buy 9 vs 21	Sell 33_Day
2025/03/03	Sell_9day	Sell 9 vs 21	Sell 33_Day
2025/03/04	Sell_9day	Sell 9 vs 21	Sell 33_Day
2025/03/05	Sell_9day	Sell 9 vs 21	Sell 33_Day
2025/03/06	Sell_9day	Sell 9 vs 21	Sell 33_Day
2025/03/07	Sell_9day	Sell 9 vs 21	Sell 33_Day
2025/03/10	Sell_9day	Sell 9 vs 21	Sell 33_Day
2025/03/11	Sell_9day	Sell 9 vs 21	Sell 33_Day
2025/03/12	Sell_9day	Sell 9 vs 21	Sell 33_Day
2025/03/13	Sell_9day	Sell 9 vs 21	Sell 33_Day
2025/03/14	Sell_9day	Sell 9 vs 21	Sell 33_Day
2025/03/17	Sell_9day	Sell 9 vs 21	Sell 33_Day
2025/03/18	Sell_9day	Sell 9 vs 21	Sell 33_Day

Strategy Universe	Canada	Ascendant guidance	Trade	Strategy_Open Date	2025/02/14	Caterpillar Guidance	Trade	
<div><div>— ECN.TSX</div><div>----- 21 per. Mov. Avg. (ECN.TSX)</div><div>— Linear (ECN.TSX)</div></div> 		<div><div>— Price</div><div>----- 21 per. Mov. Avg. (Price)</div><div>— Linear (Price)</div></div> 		<div>(+) : Mom Days</div> <div>0</div>		<div>(-) : Mom Days</div> <div>4</div>		
<div>Guided : Factor</div> <div>9 vs 21 day</div>		<div>324_Buy Guidance</div> <div>36.6%</div>		<div>324_Sell Guidance</div> <div>0.0%</div>		<div>Mom_75 (days)</div> <div>-6.7%</div>		
<div>9 vs 21 day</div>		<div>-8.10%</div>		<div>Price vs 9 day</div>		<div>-6.96%</div>		

S
e
l
l

NARI.NAS

Inari Medical Inc.

Health Care

Health Care Equipment

New York

Market Cap : (B)2 907

Price

Price

Individual Instrument

Individual Instrument

Individual InstrumentMarket Cap : (B)0

Follow the " 3day to 5day waiting period " before entering the trade : understand the Graph, Trend and Variables

Plan your enrty levels. Focus on the process not the outcome. Expect further short-term deviation from the trade signal. "Patience"

Date	Price or Relative Price	Short_Term_ Radar	Medium_ Term_Radar	Caterpillar_ %	Wise_ Owl(Rnk)	324_Factor	Factor_324	Defcon _Index	Defcon _Index_Trade	Margin of Safety	75_Day_Mom	Trade_Rating (Guidance)	Trendsum
2025/01/22	79.420	No Trade	No Trade	99.48%	50	Research	85	100	Research Defon Sell	53.31%	90.87%	A	7
2025/01/23	79.460	No Trade	No Trade	99.61%	50	Research	85	100	Research Defon Sell	53.38%	89.55%	A	7
2025/01/24	79.740	No Trade	No Trade	100.00%	50	Research	85	100	Research Defon Sell	53.91%	96.31%	A	10
2025/01/27	79.620	No Trade	No Trade	99.54%	50	Research	85	100	Research Defon Sell	53.67%	87.78%	A	12
2025/01/28	79.600	No Trade	No Trade	99.46%	50	Research	85	100	Research Defon Sell	53.62%	90.93%	A	13
2025/01/29	79.700	No Trade	No Trade	99.81%	50	Research	85	100	Research Defon Sell	53.81%	96.16%	A	14
2025/01/30	79.690	No Trade	No Trade	99.76%	50	Research	85	100	Research Defon Sell	53.78%	90.65%	A	12
2025/01/31	79.670	No Trade	No Trade	99.68%	90	Research	170	100	Research Defon Sell	53.74%	88.79%	AAA	11
2025/02/03	79.620	No Trade	No Trade	99.47%	90	Research	170	100	Research Defon Sell	53.63%	77.49%	AAA	12
2025/02/04	79.850	No Trade	No Trade	100.00%	90	Research	170	100	Research Defon Sell	54.06%	79.84%	AAA	15
2025/02/05	79.890	No Trade	No Trade	100.00%	90	Research	170	100	Research Defon Sell	54.14%	83.78%	AAA	19
2025/02/06	79.870	No Trade	No Trade	99.92%	90	Research	170	100	Research Defon Sell	54.09%	80.58%	AAA	23
2025/02/07	79.760	No Trade	No Trade	99.52%	90	Research	170	100	Research Defon Sell	53.87%	81.81%	AAA	24
2025/02/10	79.860	No Trade	No Trade	99.84%	90	Research	170	100	Research Defon Sell	54.05%	79.70%	AAA	24
2025/02/11	79.880	No Trade	No Trade	99.90%	90	Research	170	100	Research Defon Sell	54.08%	81.09%	AAA	22
2025/02/12	79.920	No Trade	No Trade	100.00%	90	Research	170	100	Research Defon Sell	54.16%	81.80%	AAA	25
2025/02/13	79.930	No Trade	No Trade	100.00%	90	Research	170	100	Research Defon Sell	54.17%	82.91%	AAA	28
2025/02/14	79.930	No Trade	No Trade	99.99%	90	Research	170	100	Research Defon Sell	54.16%	87.81%	AAA	29
2025/02/17	79.930	No Trade	No Trade	99.96%	90	Research	170	100	Research Defon Sell	54.15%	62.53%	AAA	30
2025/02/18	79.970	No Trade	No Trade	100.00%	100	Research	170	100	Research Defon Sell	54.22%	69.79%	AAA	32
2025/02/19	79.970	No Trade	No Trade	99.99%	100	Research	170	100	Research Defon Sell	54.21%	65.23%	AAA	32
2025/02/20	79.970	No Trade	No Trade	99.98%	100	Research	170	100	Research Defon Sell	54.21%	64.07%	AAA	34
2025/02/21	79.970	No Trade	No Trade	99.97%	100	Research	170	100	Research Defon Sell	54.20%	63.44%	AAA	36
2025/02/24	79.970	No Trade	No Trade	99.94%	100	Research	170	100	Research Defon Sell	54.19%	59.78%	AAA	35
2025/02/25	79.970	No Trade	No Trade	99.93%	100	Research	170	100	Research Defon Sell	54.18%	50.12%	AAA	31
2025/02/26	79.970	No Trade	No Trade	99.92%	90	Research	170	100	Research Defon Sell	54.17%	54.26%	AAA	27
2025/02/27	79.970	No Trade	No Trade	99.91%	90	Research	170	100	Research Defon Sell	54.17%	55.61%	AAA	24
2025/02/28	79.970	Sell_Panda_ST	No Trade	99.90%	50	Research	85	100	Research Defon Sell	54.16%	49.90%	A	19
2025/03/03	0.000	No Trade	No Trade	100.00%	#DIV/0!	Absolutely No	0	#DIV/0!	#DIV/0!	-100.00%	-100.00%	#DIV/0!	13
2025/03/04	0.000	No Trade	No Trade	100.00%	#DIV/0!	Absolutely No	0	#DIV/0!	#DIV/0!	-100.00%	-100.00%	#DIV/0!	9
2025/03/05	0.000	No Trade	No Trade	100.00%	#DIV/0!	Absolutely No	0	#DIV/0!	#DIV/0!	-100.00%	-100.00%	#DIV/0!	4
2025/03/06	0.000	No Trade	No Trade	100.00%	#DIV/0!	Absolutely No	0	#DIV/0!	#DIV/0!	-100.00%	-100.00%	#DIV/0!	0
2025/03/07	0.000	No Trade	No Trade	100.00%	#DIV/0!	Absolutely No	0	#DIV/0!	#DIV/0!	-100.00%	-100.00%	#DIV/0!	-3
2025/03/10	0.000	No Trade	No Trade	100.00%	#DIV/0!	Absolutely No	0	#DIV/0!	#DIV/0!	-100.00%	-100.00%	#DIV/0!	-6
2025/03/11	0.000	No Trade	No Trade	100.00%	#DIV/0!	Absolutely No	0	#DIV/0!	#DIV/0!	-100.00%	-100.00%	#DIV/0!	-10
2025/03/12	0.000	No Trade	No Trade	100.00%	#DIV/0!	Absolutely No	0	#DIV/0!	#DIV/0!	-100.00%	-100.00%	#DIV/0!	-14
2025/03/13	0.000	No Trade	No Trade	100.00%	#DIV/0!	Absolutely No	0	#DIV/0!	#DIV/0!	-100.00%	-100.00%	#DIV/0!	-18
2025/03/14	0.000	No Trade	No Trade	100.00%	#DIV/0!	Absolutely No	0	#DIV/0!	#DIV/0!	-100.00%	-100.00%	#DIV/0!	-22
2025/03/17	0.000	No Trade	No Trade	100.00%	#DIV/0!	Absolutely No	0	#DIV/0!	#DIV/0!	-100.00%	-100.00%	#DIV/0!	-25
2025/03/18	0.000	No Trade	No Trade	100.00%	#DIV/0!	Absolutely No	0	#DIV/0!	#DIV/0!	-100.00%	-100.00%	#DIV/0!	-27



Date	9 day	9 vs 21 day	33 day
2025/01/29	Buy_9day	Buy 9 vs 21	Buy 33_Day
2025/01/30	Buy_9day	Buy 9 vs 21	Buy 33_Day
2025/01/31	Buy_9day	Buy 9 vs 21	Buy 33_Day
2025/02/03	Buy_9day	Buy 9 vs 21	Buy 33_Day
2025/02/04	Buy_9day	Buy 9 vs 21	Buy 33_Day
2025/02/05	Buy_9day	Buy 9 vs 21	Buy 33_Day
2025/02/06	Buy_9day	Buy 9 vs 21	Buy 33_Day
2025/02/07	Buy_9day	Buy 9 vs 21	Buy 33_Day
2025/02/10	Buy_9day	Buy 9 vs 21	Buy 33_Day
2025/02/11	Buy_9day	Buy 9 vs 21	Buy 33_Day
2025/02/12	Buy_9day	Buy 9 vs 21	Buy 33_Day
2025/02/13	Buy_9day	Buy 9 vs 21	Buy 33_Day
2025/02/14	Buy_9day	Buy 9 vs 21	Buy 33_Day
2025/02/17	Buy_9day	Buy 9 vs 21	Buy 33_Day
2025/02/18	Buy_9day	Buy 9 vs 21	Buy 33_Day
2025/02/19	Buy_9day	Buy 9 vs 21	Buy 33_Day
2025/02/20	Buy_9day	Buy 9 vs 21	Buy 33_Day
2025/02/21	Buy_9day	Buy 9 vs 21	Buy 33_Day
2025/02/24	Buy_9day	Buy 9 vs 21	Buy 33_Day
2025/02/25	Buy_9day	Buy 9 vs 21	Buy 33_Day
2025/02/26	Buy_9day	Buy 9 vs 21	Buy 33_Day
2025/02/27	Buy_9day	Buy 9 vs 21	Buy 33_Day
2025/02/28	Sell_9day	Buy 9 vs 21	Buy 33_Day
2025/03/03	Sell_9day	Sell 9 vs 21	Sell 33_Day
2025/03/04	Sell_9day	Sell 9 vs 21	Sell 33_Day
2025/03/05	Sell_9day	Sell 9 vs 21	Sell 33_Day
2025/03/06	Sell_9day	Sell 9 vs 21	Sell 33_Day
2025/03/07	Sell_9day	Sell 9 vs 21	Sell 33_Day
2025/03/10	Sell_9day	Sell 9 vs 21	Sell 33_Day
2025/03/11	Sell_9day	Sell 9 vs 21	Sell 33_Day
2025/03/12	Sell_9day	Sell 9 vs 21	Sell 33_Day
2025/03/13	Sell_9day	Sell 9 vs 21	Sell 33_Day
2025/03/14	Sell_9day	Sell 9 vs 21	Sell 33_Day
2025/03/17	Sell_9day	Sell 9 vs 21	Sell 33_Day
2025/03/18	Sell_9day	Sell 9 vs 21	Sell 33_Day

Strategy Universe	NYSE	Ascendant guidance	Trade	Strategy_Open Date	2025/02/14	Caterpillar Guidance	Trade	
<div><div><p>— NARI.NAS - - - 21 per. Mov. Avg. (NARI.NAS) — Linear (NARI.NAS)</p><p>80.00 70.00 60.00 50.00 40.00 30.00 20.00 10.00 0.00</p><p>2023/02/27 2023/06/14 2023/09/27 2024/01/15 2024/05/01</p></div><div><p>— Price - - - 21 per. Mov. Avg. (Price) — Linear (Price)</p><p>1.01 1.01 1.01 1.00 1.00 0.99</p><p>2023/02/27 2023/06/14 2023/09/27 2024/01/15 2024/05/01</p></div></div>							(+) : Mom Days	0
							(-) : Mom Days	12
							Guided : Factor	9 vs 21 day
							324_Buy Guidance	#DIV/0!
							324_Sell Guidance	0.0%
							Mom_75 (days)	-100.0%
							9 vs 21 day	-100.00%
							Price vs 9 day	#DIV/0!

NTES.NAS

B

NetEase Inc

u

Communication Services

y

Interactive Media & Services

New York

Market Cap : (B)

278 582

Price

Price

Individual Instrument

Individual Instrument

Individual Instrument

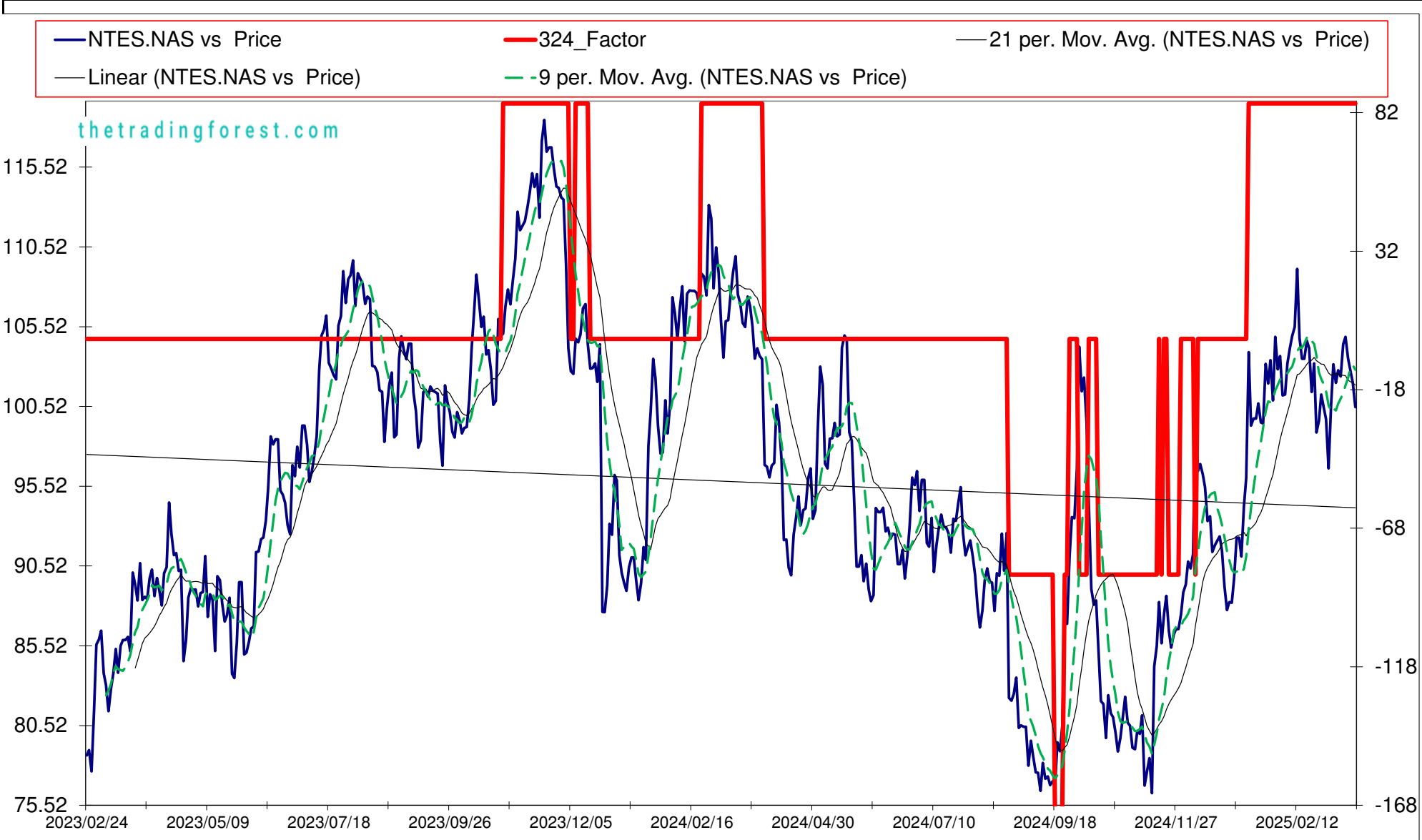
Market Cap : (B)

0

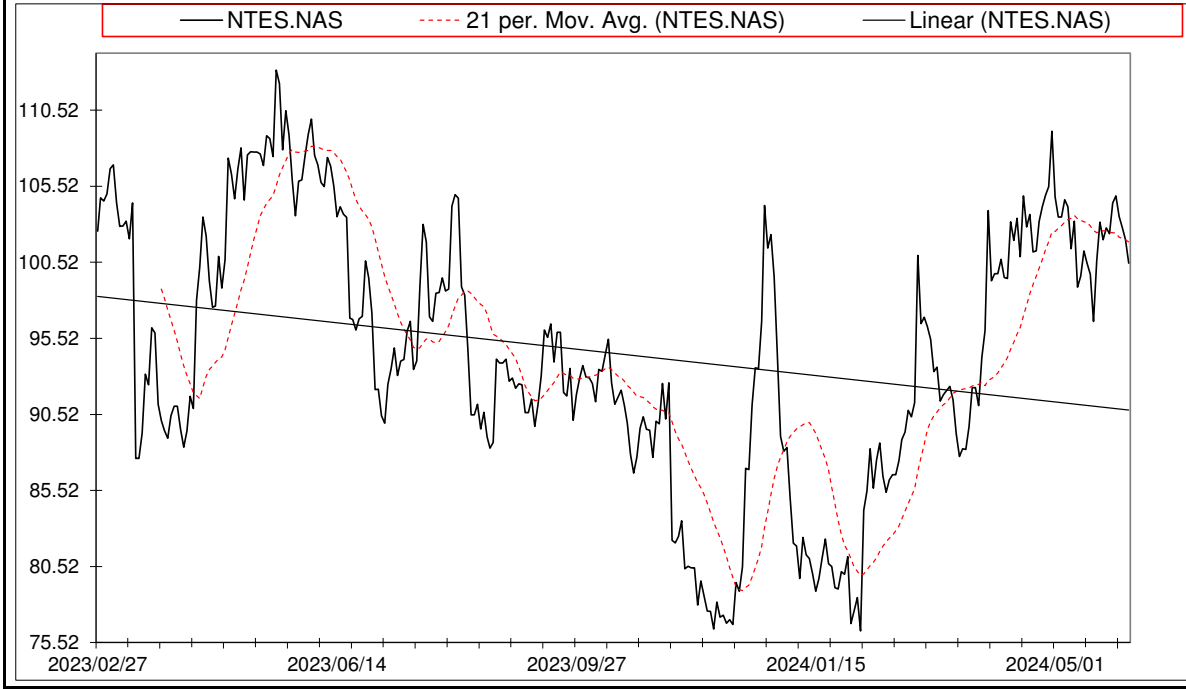
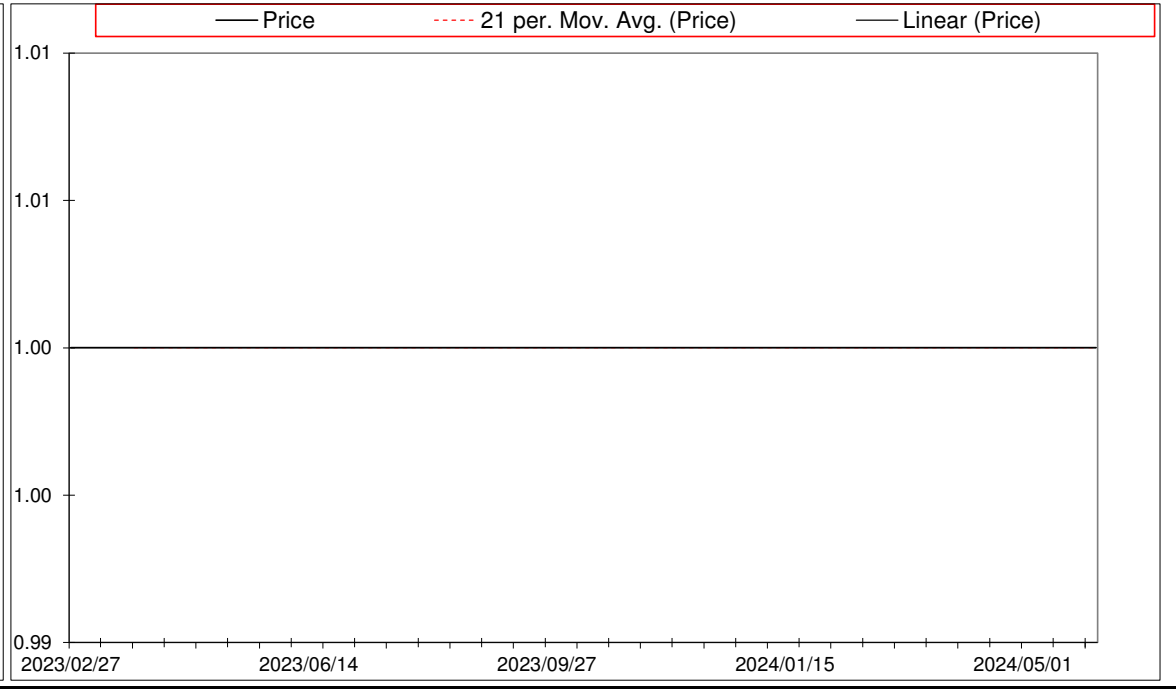
Follow the " 3day to 5day waiting period " before entering the trade : understand the Graph, Trend and Variables

Plan your enrty levels. Focus on the process not the outcome. Expect further short-term deviation from the trade signal. "Patience"

-1.942														-16.927		8.715	
Date	Price or Relative Price	Short_Term_ Radar	Medium_ Term_Radar	Caterpillar_ %	Wise_ Owl(Rnk)	324_Factor	Factor_324	Defcon _Index	Defcon _Index_Trade	Margin of Safety	75_Day_Mom	Trade_Rating (Guidance)	Trendsum				
2025/01/22	99.520	No Trade	No Trade	41.99%	30	Research	85	88	Research Defon Sell	8.52%	-1.91%	C	4				
2025/01/23	99.450	No Trade	No Trade	41.70%	30	Research	85	88	Research Defon Sell	8.46%	-2.81%	C	3				
2025/01/24	103.180	No Trade	No Trade	61.84%	30	Research	85	91	Research Defon Sell	12.55%	3.65%	C	3				
2025/01/27	101.950	No Trade	No Trade	55.52%	30	Research	85	90	Research Defon Sell	11.27%	7.96%	C	4				
2025/01/28	103.420	No Trade	No Trade	63.52%	30	Research	85	92	Research Defon Sell	12.89%	16.10%	C	7				
2025/01/29	100.890	No Trade	No Trade	50.00%	30	Research	85	89	Research Defon Sell	10.15%	14.54%	C	8				
2025/01/30	104.880	No Trade	No Trade	71.57%	50	Research	85	93	Research Defon Sell	14.52%	18.71%	B	11				
2025/01/31	102.850	No Trade	No Trade	60.74%	30	Research	85	91	Research Defon Sell	12.33%	20.99%	C	13				
2025/02/03	103.670	No Trade	No Trade	65.44%	50	Research	85	92	Research Defon Sell	13.28%	26.35%	B	15				
2025/02/04	101.210	No Trade	No Trade	52.29%	30	Research	85	90	Research Defon Sell	10.61%	23.64%	C	16				
2025/02/05	101.270	Sell_Panda_ST	No Trade	52.71%	30	Research	85	90	Research Defon Sell	10.70%	27.02%	C	16				
2025/02/06	103.205	No Trade	No Trade	63.23%	30	Research	85	92	Research Defon Sell	12.83%	25.22%	C	15				
2025/02/07	104.170	No Trade	No Trade	68.52%	50	Research	85	93	Research Defon Sell	13.90%	28.15%	B	16				
2025/02/10	104.930	No Trade	No Trade	72.91%	50	Research	85	93	Research Defon Sell	14.80%	29.48%	B	18				
2025/02/11	105.490	No Trade	No Trade	76.03%	50	Research	85	94	Research Defon Sell	15.43%	31.78%	B	21				
2025/02/12	109.140	No Trade	No Trade	95.81%	50	Research	85	96	Research Defon Sell	19.44%	38.34%	B	25				
2025/02/13	104.810	No Trade	No Trade	72.56%	50	Research	85	92	Research Defon Sell	14.72%	31.44%	C	28				
2025/02/14	103.500	No Trade	No Trade	65.59%	30	Research	85	0	Absolutely no Trade	13.31%	27.65%	C	28				
2025/02/17	103.500	Sell_Panda_ST	No Trade	65.88%	30	Research	85	0	Absolutely no Trade	13.37%	25.73%	C	28				
2025/02/18	104.630	Sell_Panda_ST	No Trade	72.07%	50	Research	85	92	Research Defon Sell	14.63%	29.65%	C	26				
2025/02/19	104.170	Sell_Panda_ST	No Trade	69.69%	50	Research	85	91	Research Defon Sell	14.14%	29.39%	C	23				
2025/02/20	101.420	Sell_Panda_ST	Sell_Panda_ST	54.93%	0	Research	85	0	Absolutely no Trade	11.15%	28.19%	C	17				
2025/02/21	103.220	No Trade	No Trade	64.75%	0	Research	85	0	Absolutely no Trade	13.14%	30.59%	C	11				
2025/02/24	98.890	No Trade	No Trade	41.64%	0	Research	85	0	Absolutely no Trade	8.45%	23.33%	C	5				
2025/02/25	99.610	No Trade	No Trade	45.62%	0	Research	85	0	Absolutely no Trade	9.26%	24.51%	C	0				
2025/02/26	101.270	No Trade	No Trade	54.69%	0	Research	85	0	Absolutely no Trade	11.10%	24.78%	C	-4				
2025/02/27	100.450	No Trade	No Trade	50.35%	0	Research	85	0	Absolutely no Trade	10.22%	30.86%	C	-5				
2025/02/28	99.720	No Trade	No Trade	46.50%	0	Research	85	0	Absolutely no Trade	9.44%	28.49%	C	-6				
2025/03/03	96.630	No Trade	No Trade	31.38%	0	Research	85	0	Absolutely no Trade	6.10%	23.14%	C	-9				
2025/03/04	100.600	No Trade	No Trade	53.89%	0	Research	85	0	Absolutely no Trade	10.48%	31.88%	C	-13				
2025/03/05	103.160	No Trade	No Trade	68.46%	0	Research	85	0	Absolutely no Trade	13.31%	22.49%	C	-15				
2025/03/06	101.990	No Trade	No Trade	61.95%	0	Research	85	0	Absolutely no Trade	12.04%	19.30%	C	-15				
2025/03/07	102.780	No Trade	No Trade	66.51%	0	Research	85	0	Absolutely no Trade	12.93%	16.45%	C	-16				
2025/03/10	102.400	No Trade	No Trade	64.66%	0	Research	85	0	Absolutely no Trade	12.57%	19.51%	C	-15				
2025/03/11	104.420	No Trade	No Trade	76.19%	50	Research	85	92	Research Defon Sell	14.81%	19.30%	C	-12				
2025/03/12	104.880	No Trade	No Trade	78.89%	50	Research	85	92	Research Defon Sell	15.34%	18.32%	C	-8				
2025/03/13	103.540	No Trade	No Trade	71.42%	0	Research	85	0	Absolutely no Trade	13.89%	19.77%	C	-4				
2025/03/14	102.800	No Trade	No Trade	67.33%	0	Research	85	0	Absolutely no Trade	13.09%	20.37%	C	0				
2025/03/17	101.990	No Trade	No Trade	63.05%	0	Research	85	0	Absolutely no Trade	12.26%	18.30%	C	0				
2025/03/18	100.470	No Trade	No Trade	54.54%	0	Research	85	0	Absolutely no Trade	10.60%	16.07%	C	-3				



9 day	9 day	9 vs 21 day	33 day
2025/01/29	Sell_9day	Buy 9 vs 21	Buy 33_Day
2025/01/30	Buy_9day	Buy 9 vs 21	Buy 33_Day
2025/01/31	Buy_9day	Buy 9 vs 21	Buy 33_Day
2025/02/03	Buy_9day	Buy 9 vs 21	Buy 33_Day
2025/02/04	Sell_9day	Buy 9 vs 21	Buy 33_Day
2025/02/05	Sell_9day	Buy 9 vs 21	Buy 33_Day
2025/02/06	Buy_9day	Buy 9 vs 21	Buy 33_Day
2025/02/07	Buy_9day	Buy 9 vs 21	Buy 33_Day
2025/02/10	Buy_9day	Buy 9 vs 21	Buy 33_Day
2025/02/11	Buy_9day	Buy 9 vs 21	Buy 33_Day
2025/02/12	Buy_9day	Buy 9 vs 21	Buy 33_Day
2025/02/13	Buy_9day	Buy 9 vs 21	Buy 33_Day
2025/02/14	Sell_9day	Buy 9 vs 21	Buy 33_Day
2025/02/17	Sell_9day	Buy 9 vs 21	Buy 33_Day
2025/02/18	Sell_9day	Buy 9 vs 21	Buy 33_Day
2025/02/19	Sell_9day	Buy 9 vs 21	Buy 33_Day
2025/02/20	Sell_9day	Buy 9 vs 21	Buy 33_Day
2025/02/21	Sell_9day	Buy 9 vs 21	Buy 33_Day
2025/02/24	Sell_9day	Buy 9 vs 21	Sell 33_Day
2025/02/25	Sell_9day	Sell 9 vs 21	Sell 33_Day
2025/02/26	Sell_9day	Sell 9 vs 21	Sell 33_Day
2025/02/27	Sell_9day	Sell 9 vs 21	Sell 33_Day
2025/02/28	Sell_9day	Sell 9 vs 21	Sell 33_Day
2025/03/03	Sell_9day	Sell 9 vs 21	Sell 33_Day
2025/03/04	Buy_9day	Sell 9 vs 21	Sell 33_Day
2025/03/05	Buy_9day	Sell 9 vs 21	Buy 33_Day
2025/03/06	Buy_9day	Sell 9 vs 21	Sell 33_Day
2025/03/07	Buy_9day	Sell 9 vs 21	Buy 33_Day
2025/03/10	Buy_9day	Sell 9 vs 21	Sell 33_Day
2025/03/11	Buy_9day	Sell 9 vs 21	Buy 33_Day
2025/03/12	Buy_9day	Sell 9 vs 21	Buy 33_Day
2025/03/13	Buy_9day	Buy 9 vs 21	Buy 33_Day
2025/03/14	Sell_9day	Buy 9 vs 21	Buy 33_Day
2025/03/17	Sell_9day	Buy 9 vs 21	Sell 33_Day
2025/03/18	Sell_9day	Buy 9 vs 21	Sell 33_Day

Strategy Universe	NYSE	Ascendant guidance	Trade	Strategy_Open Date	2025/02/14	Caterpillar Guidance	Trade
						(+) : Mom Days	70
						(-) : Mom Days	0
						Guided : Factor	66 day
						324_Buy Guidance	0.0%
						324_Sell Guidance	84.8%
						Mom_75 (days)	16.1%
						9 vs 21 day	0.93%
						Price vs 9 day	-2.27%

S
e
|
|

VRSN.NAS

Verisign

Technology

IT Services

New York

Follow the " 3day to 5day waiting period " before entering the trade : understand the Graph, Trend and Variables

Price

Price

Individual Instrument

Individual Instrument

Individual Instrument

Market Cap : (B)

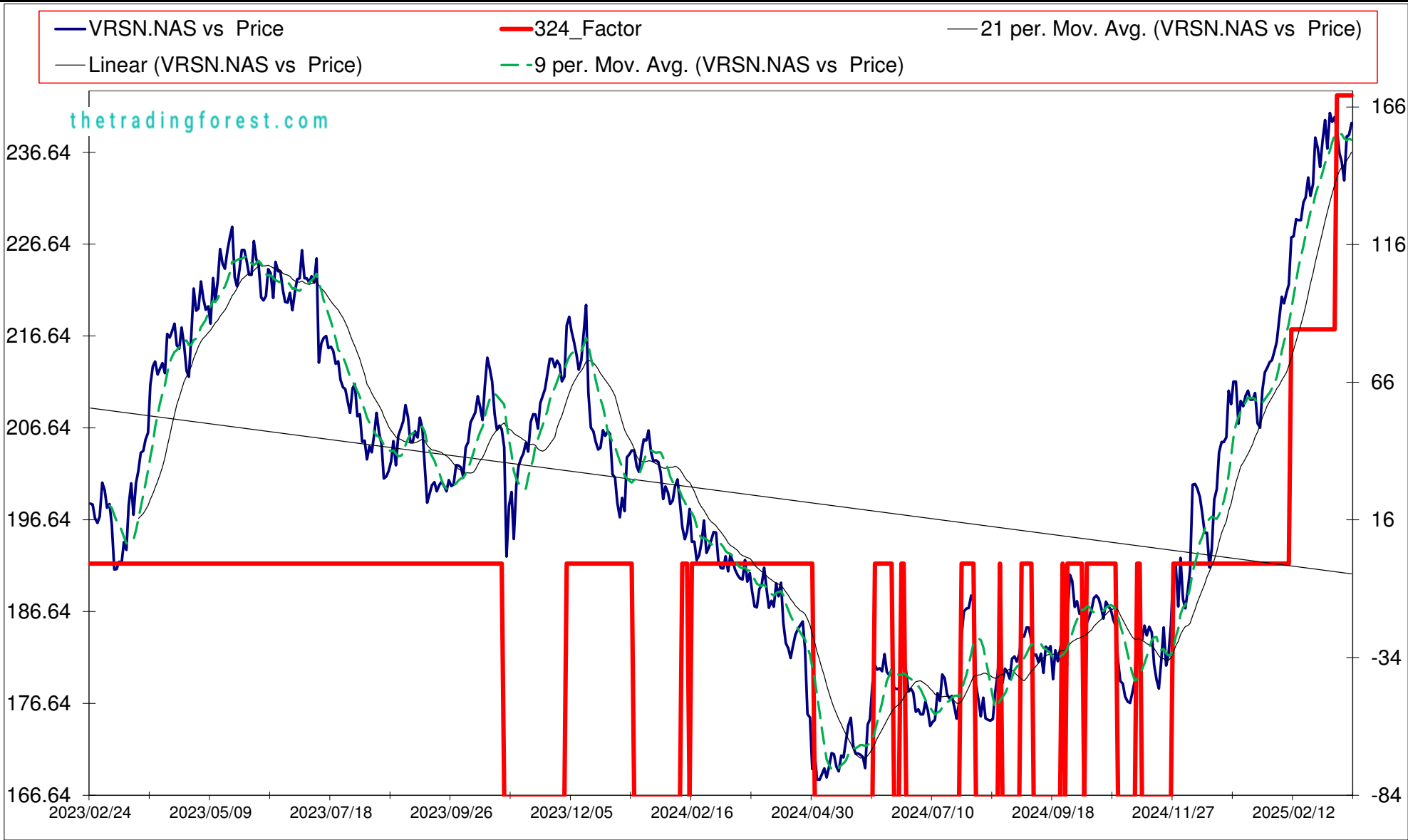
17 372

Plan your enrty levels. Focus on the process not the outcome. Expect further short-term deviation from the trade signal. "Patience"

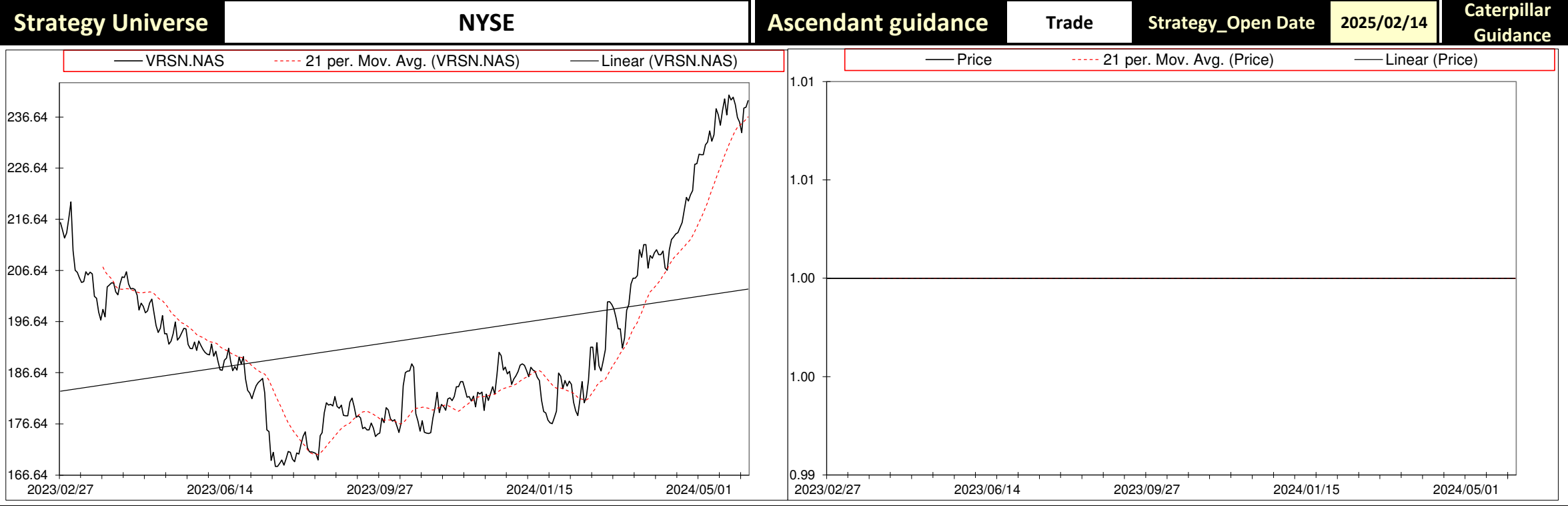
Market Cap : (B)

0

-2.435															22.278		-9.148	
Date	Price or Relative Price	Short_Term_ Radar	Medium_ Term_Radar	Caterpillar_ %	Wise_ Owl(Rnk)	324_Factor	Factor_324	Defcon _Index	Defcon _Index_Trade		Margin of Safety	75_Day_Mom	Trade_Rating (Guidance)	Trendsum				
2025/01/22	207.130	No Trade	No Trade	15.67%	0	Absolutely No	0	94	Research	Defon Sell	3.15%	11.12%	C	11				
2025/01/23	206.650	No Trade	No Trade	14.37%	0	Absolutely No	0	94	Research	Defon Sell	2.89%	10.57%	C	7				
2025/01/24	210.730	No Trade	No Trade	24.34%	0	Absolutely No	0	96	Research	Defon Sell	4.90%	14.30%	C	6				
2025/01/27	212.690	No Trade	No Trade	28.85%	0	Absolutely No	0	96	Research	Defon Sell	5.81%	14.73%	C	6				
2025/01/28	213.170	No Trade	No Trade	29.92%	0	Absolutely No	0	96	Research	Defon Sell	6.03%	14.60%	C	6				
2025/01/29	213.780	No Trade	No Trade	31.31%	0	Absolutely No	0	96	Research	Defon Sell	6.31%	14.41%	C	5				
2025/01/30	214.010	No Trade	No Trade	31.77%	0	Absolutely No	0	97	Research	Defon Sell	6.40%	13.77%	C	7				
2025/01/31	215.000	No Trade	No Trade	34.09%	0	Absolutely No	0	97	Research	Defon Sell	6.87%	14.12%	C	10				
2025/02/03	216.020	No Trade	No Trade	36.27%	0	Absolutely No	0	97	Research	Defon Sell	7.30%	14.86%	C	14				
2025/02/04	218.500	No Trade	No Trade	42.27%	0	Absolutely No	0	98	Research	Defon Sell	8.51%	16.81%	C	18				
2025/02/05	220.910	No Trade	No Trade	48.09%	0	Absolutely No	0	98	Research	Defon Sell	9.68%	18.85%	C	21				
2025/02/06	220.180	No Trade	No Trade	46.18%	0	Absolutely No	0	98	Research	Defon Sell	9.30%	17.29%	C	24				
2025/02/07	221.390	No Trade	No Trade	49.04%	0	Absolutely No	0	98	Research	Defon Sell	9.88%	18.28%	C	26				
2025/02/10	222.240	No Trade	No Trade	50.78%	0	Absolutely No	0	98	Research	Defon Sell	10.23%	18.91%	C	27				
2025/02/11	227.380	No Trade	No Trade	63.32%	50	Research	85	100	Research	Defon Sell	12.75%	22.41%	A	28				
2025/02/12	227.490	No Trade	No Trade	63.47%	50	Research	85	100	Research	Defon Sell	12.78%	22.89%	A	29				
2025/02/13	229.340	No Trade	No Trade	67.90%	50	Research	85	100	Research	Defon Sell	13.67%	26.53%	A	31				
2025/02/14	229.240	No Trade	No Trade	67.54%	50	Research	85	100	Research	Defon Sell	13.60%	28.02%	A	32				
2025/02/17	229.240	No Trade	No Trade	67.17%	50	Research	85	100	Research	Defon Sell	13.53%	28.23%	A	32				
2025/02/18	231.180	No Trade	No Trade	71.82%	50	Research	85	100	Research	Defon Sell	14.46%	30.32%	A	34				
2025/02/19	231.730	No Trade	No Trade	73.05%	50	Research	85	100	Research	Defon Sell	14.71%	31.04%	A	35				
2025/02/20	233.880	No Trade	No Trade	78.21%	50	Research	85	100	Research	Defon Sell	15.75%	32.37%	A	37				
2025/02/21	231.870	No Trade	No Trade	73.15%	50	Research	85	99	Research	Defon Sell	14.73%	30.37%	A	38				
2025/02/24	233.150	No Trade	No Trade	75.92%	50	Research	85	100	Research	Defon Sell	15.29%	30.14%	A	38				
2025/02/25	238.240	No Trade	No Trade	88.30%	60	Research	85	100	Research	Defon Sell	17.78%	27.69%	A	39				
2025/02/26	237.070	No Trade	No Trade	85.30%	60	Research	85	100	Research	Defon Sell	17.18%	27.48%	A	40				
2025/02/27	235.030	No Trade	No Trade	80.17%	50	Research	85	99	Research	Defon Sell	16.14%	28.04%	B	41				
2025/02/28	237.880	No Trade	No Trade	87.04%	60	Research	85	100	Research	Defon Sell	17.53%	28.51%	A	42				
2025/03/03	240.160	No Trade	No Trade	92.25%	60	Research	85	100	Research	Defon Sell	18.58%	30.49%	A	42				
2025/03/04	237.040	No Trade	No Trade	84.48%	50	Research	85	99	Research	Defon Sell	17.01%	28.14%	B	44				
2025/03/05	240.930	No Trade	No Trade	93.88%	60	Research	85	100	Research	Defon Sell	18.91%	30.68%	A	45				
2025/03/06	239.940	No Trade	No Trade	91.33%	60	Research	85	100	Research	Defon Sell	18.39%	32.65%	A	44				
2025/03/07	240.470	No Trade	No Trade	92.50%	60	Research	85	100	Research	Defon Sell	18.63%	34.19%	A	44				
2025/03/10	239.020	No Trade	No Trade	88.58%	100	Research	170	99	Research	Defon Sell	17.84%	34.09%	AAA	43				
2025/03/11	236.540	No Trade	No Trade	82.38%	90	Research	170	98	Research	Defon Sell	16.59%	30.39%	AAA	39				
2025/03/12	235.600	Sell_Panda_ST	No Trade	79.96%	90	Research	170	98	Research	Defon Sell	16.10%	27.42%	AAA	34				
2025/03/13	233.560	Sell_Panda_ST	Sell_Panda_ST	74.84%	75	Research	170	97	Research	Defon Sell	15.07%	29.20%	AA	29				
2025/03/14	238.350	No Trade	No Trade	86.44%	90	Research	170	99	Research	Defon Sell	17.41%	31.03%	AAA	24				
2025/03/17	238.520	No Trade	No Trade	86.48%	90	Research	170	99	Research	Defon Sell	17.41%	28.82%	AAA	19				
2025/03/18	239.820	No Trade	No Trade	89.53%	90	Research	170	100	Research	Defon Sell	18.03%	25.15%	AAA	15				



Date	9 day	9 vs 21 day	33 day
2025/01/29	Buy_9day	Buy 9 vs 21	Buy 33_Day
2025/01/30	Buy_9day	Buy 9 vs 21	Buy 33_Day
2025/01/31	Buy_9day	Buy 9 vs 21	Buy 33_Day
2025/02/03	Buy_9day	Buy 9 vs 21	Buy 33_Day
2025/02/04	Buy_9day	Buy 9 vs 21	Buy 33_Day
2025/02/05	Buy_9day	Buy 9 vs 21	Buy 33_Day
2025/02/06	Buy_9day	Buy 9 vs 21	Buy 33_Day
2025/02/07	Buy_9day	Buy 9 vs 21	Buy 33_Day
2025/02/10	Buy_9day	Buy 9 vs 21	Buy 33_Day
2025/02/11	Buy_9day	Buy 9 vs 21	Buy 33_Day
2025/02/12	Buy_9day	Buy 9 vs 21	Buy 33_Day
2025/02/13	Buy_9day	Buy 9 vs 21	Buy 33_Day
2025/02/14	Buy_9day	Buy 9 vs 21	Buy 33_Day
2025/02/17	Buy_9day	Buy 9 vs 21	Buy 33_Day
2025/02/18	Buy_9day	Buy 9 vs 21	Buy 33_Day
2025/02/19	Buy_9day	Buy 9 vs 21	Buy 33_Day
2025/02/20	Buy_9day	Buy 9 vs 21	Buy 33_Day
2025/02/21	Buy_9day	Buy 9 vs 21	Buy 33_Day
2025/02/24	Buy_9day	Buy 9 vs 21	Buy 33_Day
2025/02/25	Buy_9day	Buy 9 vs 21	Buy 33_Day
2025/02/26	Buy_9day	Buy 9 vs 21	Buy 33_Day
2025/02/27	Buy_9day	Buy 9 vs 21	Buy 33_Day
2025/02/28	Buy_9day	Buy 9 vs 21	Buy 33_Day
2025/03/03	Buy_9day	Buy 9 vs 21	Buy 33_Day
2025/03/04	Buy_9day	Buy 9 vs 21	Buy 33_Day
2025/03/05	Buy_9day	Buy 9 vs 21	Buy 33_Day
2025/03/06	Buy_9day	Buy 9 vs 21	Buy 33_Day
2025/03/07	Buy_9day	Buy 9 vs 21	Buy 33_Day
2025/03/10	Buy_9day	Buy 9 vs 21	Buy 33_Day
2025/03/11	Sell_9day	Buy 9 vs 21	Buy 33_Day
2025/03/12	Sell_9day	Buy 9 vs 21	Buy 33_Day
2025/03/13	Sell_9day	Buy 9 vs 21	Buy 33_Day
2025/03/14	Buy_9day	Buy 9 vs 21	Buy 33_Day
2025/03/17	Buy_9day	Buy 9 vs 21	Buy 33_Day
2025/03/18	Buy_9day	Buy 9 vs 21	Buy 33_Day



Caterpillar Guidance	Trade
(+) : Mom Days	76
(-) : Mom Days	0
Guided : Factor	66 day
324_Buy Guidance	0.0%
324_Sell Guidance	99.5%
Mom_75 (days)	25.1%
9 vs 21 day	0.56%
Price vs 9 day	0.77%

S
e
|
|

FGT.LSE

Finsbury Growth & Income Trust

Financials

Financial Services

United Kingdom

Market Cap : (B)

1 461

Follow the " 3day to 5day waiting period " before entering the trade : understand the Graph, Trend and Variables

Price

Price

Individual Instrument

Individual Instrument

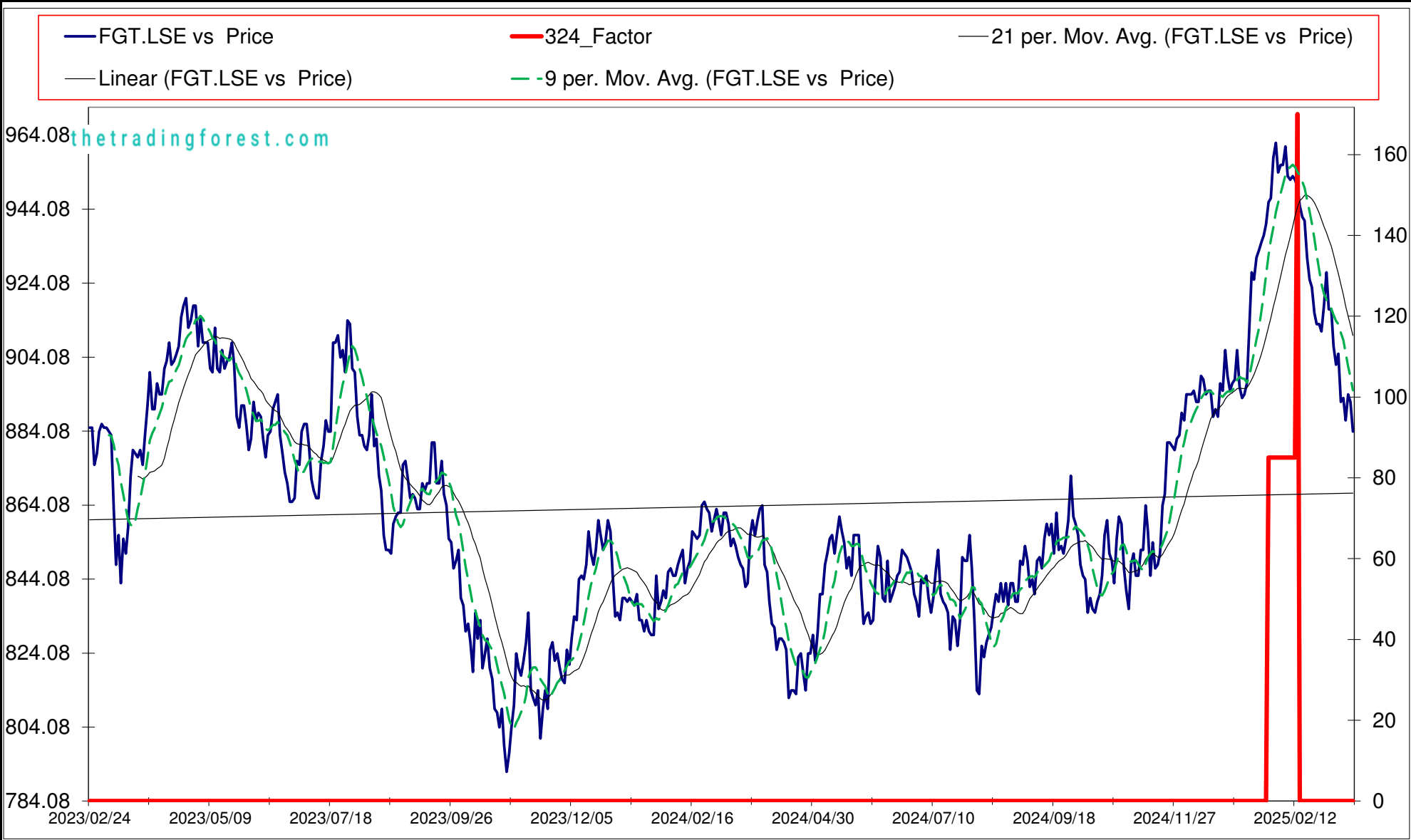
Individual Instrument

Market Cap : (B)


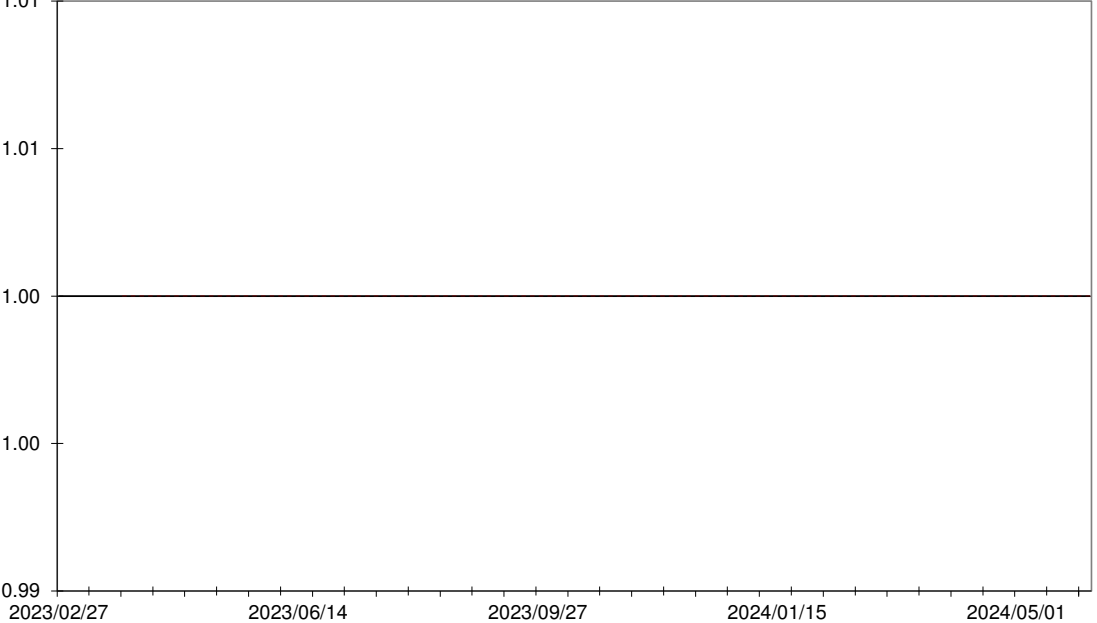
0

Plan your enrty levels. Focus on the process not the outcome. Expect further short-term deviation from the trade signal. "Patience"

-2.473												19.036		-7.699	
Date	Price or Relative Price	Short_Term_ Radar	Medium_ Term_Radar	Caterpillar_ %	Wise_ Owl(Rnk)	324_Factor	Factor_324	Defcon _Index	Defcon _Index_Trade		Margin of Safety	75_Day_Mom	Trade_Rating (Guidance)	Trendsum	
2025/01/22	933.000	No Trade	No Trade	100.00%	30	Absolutely No	0	100	Research	Defon Sell	4.68%	10.02%	C	2	
2025/01/23	935.000	No Trade	No Trade	100.00%	30	Absolutely No	0	100	Research	Defon Sell	4.88%	10.65%	C	3	
2025/01/24	937.000	No Trade	No Trade	100.00%	30	Absolutely No	0	100	Research	Defon Sell	5.09%	11.02%	C	6	
2025/01/27	940.000	No Trade	No Trade	100.00%	30	Absolutely No	0	100	Research	Defon Sell	5.36%	12.57%	C	9	
2025/01/28	946.000	No Trade	No Trade	100.00%	50	Research	85	100	Research	Defon Sell	6.02%	12.75%	C	12	
2025/01/29	947.000	No Trade	No Trade	100.00%	50	Research	85	100	Research	Defon Sell	6.11%	13.28%	C	14	
2025/01/30	958.000	No Trade	No Trade	100.00%	50	Research	85	100	Research	Defon Sell	7.32%	14.73%	C	17	
2025/01/31	962.000	No Trade	No Trade	100.00%	50	Research	85	100	Research	Defon Sell	7.75%	14.80%	C	21	
2025/02/03	954.000	No Trade	No Trade	87.65%	50	Research	85	99	Research	Defon Sell	6.79%	13.57%	C	25	
2025/02/04	956.000	No Trade	No Trade	90.27%	50	Research	85	99	Research	Defon Sell	7.00%	13.14%	C	28	
2025/02/05	956.000	No Trade	No Trade	90.01%	50	Research	85	99	Research	Defon Sell	6.97%	11.68%	C	30	
2025/02/06	961.000	No Trade	No Trade	96.97%	50	Research	85	100	Research	Defon Sell	7.51%	11.74%	C	29	
2025/02/07	953.000	No Trade	No Trade	85.16%	50	Research	85	99	Research	Defon Sell	6.60%	11.99%	C	28	
2025/02/10	952.000	Sell_Panda_ST	No Trade	82.93%	50	Research	85	99	Research	Defon Sell	6.43%	12.13%	C	24	
2025/02/11	953.000	Sell_Panda_ST	No Trade	84.11%	50	Research	85	99	Research	Defon Sell	6.52%	13.05%	C	18	
2025/02/12	952.000	Sell_Panda_ST	No Trade	82.41%	50	Research	85	99	Research	Defon Sell	6.39%	11.35%	C	13	
2025/02/13	950.000	No Trade	No Trade	79.26%	75	Research	170	99	Research	Defon Sell	6.14%	10.34%	AA	8	
2025/02/14	945.000	No Trade	No Trade	71.79%	0	Absolutely No	0	98	Research	Defon Sell	5.56%	10.01%	C	4	
2025/02/17	942.000	No Trade	No Trade	66.69%	0	Absolutely No	0	98	Research	Defon Sell	5.17%	11.22%	C	1	
2025/02/18	941.000	No Trade	No Trade	64.99%	0	Absolutely No	0	98	Research	Defon Sell	5.04%	11.89%	C	-1	
2025/02/19	931.000	No Trade	No Trade	50.33%	0	Absolutely No	0	97	Research	Defon Sell	3.90%	11.36%	C	-4	
2025/02/20	925.000	No Trade	No Trade	41.44%	0	Absolutely No	0	96	Research	Defon Sell	3.21%	9.08%	C	-8	
2025/02/21	923.000	No Trade	No Trade	38.31%	0	Absolutely No	0	96	Research	Defon Sell	2.97%	8.46%	C	-11	
2025/02/24	916.000	No Trade	No Trade	27.48%	0	Absolutely No	0	95	Research	Defon Sell	2.13%	8.40%	C	-15	
2025/02/25	913.000	No Trade	No Trade	22.91%	0	Absolutely No	0	0	Absolutely no Trade		1.78%	8.05%	C	-19	
2025/02/26	913.000	No Trade	No Trade	22.66%	0	Absolutely No	0	0	Absolutely no Trade		1.76%	7.16%	C	-23	
2025/02/27	911.000	No Trade	No Trade	19.54%	0	Absolutely No	0	0	Absolutely no Trade		1.51%	6.92%	C	-26	
2025/02/28	918.000	No Trade	No Trade	29.36%	0	Absolutely No	0	95	Research	Defon Sell	2.27%	6.25%	C	-28	
2025/03/03	927.000	No Trade	No Trade	41.54%	0	Absolutely No	0	96	Research	Defon Sell	3.22%	8.17%	C	-30	
2025/03/04	917.000	No Trade	No Trade	26.92%	0	Absolutely No	0	95	Research	Defon Sell	2.09%	8.52%	C	-28	
2025/03/05	917.000	No Trade	No Trade	26.67%	0	Absolutely No	0	95	Research	Defon Sell	2.07%	7.38%	C	-27	
2025/03/06	907.000	No Trade	No Trade	12.06%	0	Absolutely No	0	0	Absolutely no Trade		0.93%	7.08%	C	-27	
2025/03/07	902.000	No Trade	No Trade	4.63%	0	Absolutely No	0	0	Absolutely no Trade		0.36%	6.37%	C	-29	
2025/03/10	905.000	No Trade	No Trade	8.20%	0	Absolutely No	0	0	Absolutely no Trade		0.64%	6.35%	C	-31	
2025/03/11	892.000	No Trade	No Trade	14.43%	0	Absolutely No	0	-90	Research Defcon Buy		-0.83%	3.24%	C	-33	
2025/03/12	893.000	No Trade	No Trade	12.83%	0	Absolutely No	0	-90	Research Defcon Buy		-0.74%	3.00%	C	-35	
2025/03/13	887.000	No Trade	No Trade	24.77%	0	Absolutely No	0	-91	Research Defcon Buy		-1.42%	0.68%	C	-37	
2025/03/14	894.000	No Trade	No Trade	11.54%	0	Absolutely No	0	-90	Research Defcon Buy		-0.66%	1.48%	C	-39	
2025/03/17	892.000	No Trade	No Trade	16.39%	0	Absolutely No	0	-90	Research Defcon Buy		-0.94%	1.36%	C	-41	
2025/03/18	884.000	No Trade	No Trade	32.19%	0	Absolutely No	0	-91	Research Defcon Buy		-1.85%	0.57%	C	-42	



Date	9 day	9 vs 21 day	33 day
2025/01/29	Buy_9day	Buy 9 vs 21	Buy 33_Day
2025/01/30	Buy_9day	Buy 9 vs 21	Buy 33_Day
2025/01/31	Buy_9day	Buy 9 vs 21	Buy 33_Day
2025/02/03	Buy_9day	Buy 9 vs 21	Buy 33_Day
2025/02/04	Buy_9day	Buy 9 vs 21	Buy 33_Day
2025/02/05	Buy_9day	Buy 9 vs 21	Buy 33_Day
2025/02/06	Buy_9day	Buy 9 vs 21	Buy 33_Day
2025/02/07	Sell_9day	Buy 9 vs 21	Buy 33_Day
2025/02/10	Sell_9day	Buy 9 vs 21	Buy 33_Day
2025/02/11	Sell_9day	Buy 9 vs 21	Buy 33_Day
2025/02/12	Sell_9day	Buy 9 vs 21	Buy 33_Day
2025/02/13	Sell_9day	Buy 9 vs 21	Buy 33_Day
2025/02/14	Sell_9day	Buy 9 vs 21	Buy 33_Day
2025/02/17	Sell_9day	Buy 9 vs 21	Buy 33_Day
2025/02/18	Sell_9day	Buy 9 vs 21	Buy 33_Day
2025/02/19	Sell_9day	Sell 9 vs 21	Sell 33_Day
2025/02/20	Sell_9day	Sell 9 vs 21	Sell 33_Day
2025/02/21	Sell_9day	Sell 9 vs 21	Sell 33_Day
2025/02/24	Sell_9day	Sell 9 vs 21	Sell 33_Day
2025/02/25	Sell_9day	Sell 9 vs 21	Sell 33_Day
2025/02/26	Sell_9day	Sell 9 vs 21	Sell 33_Day
2025/02/27	Sell_9day	Sell 9 vs 21	Sell 33_Day
2025/02/28	Sell_9day	Sell 9 vs 21	Sell 33_Day
2025/03/03	Buy_9day	Sell 9 vs 21	Sell 33_Day
2025/03/04	Sell_9day	Sell 9 vs 21	Sell 33_Day
2025/03/05	Sell_9day	Sell 9 vs 21	Sell 33_Day
2025/03/06	Sell_9day	Sell 9 vs 21	Sell 33_Day
2025/03/07	Sell_9day	Sell 9 vs 21	Sell 33_Day
2025/03/10	Sell_9day	Sell 9 vs 21	Sell 33_Day
2025/03/11	Sell_9day	Sell 9 vs 21	Sell 33_Day
2025/03/12	Sell_9day	Sell 9 vs 21	Sell 33_Day
2025/03/13	Sell_9day	Sell 9 vs 21	Sell 33_Day
2025/03/14	Sell_9day	Sell 9 vs 21	Sell 33_Day
2025/03/17	Sell_9day	Sell 9 vs 21	Sell 33_Day
2025/03/18	Sell_9day	Sell 9 vs 21	Sell 33_Day

Strategy Universe		United Kingdom		Ascendant guidance		Trade	Strategy_Open Date	2025/02/14	Caterpillar Guidance	Trade	
<div><div>— FGT.LSE</div><div>----- 21 per. Mov. Avg. (FGT.LSE)</div><div>— Linear (FGT.LSE)</div></div> 				<div><div>— Price</div><div>----- 21 per. Mov. Avg. (Price)</div><div>— Linear (Price)</div></div> 				(+): Mom Days		0	
		(-): Mom Days		0							
		Guided: Factor		9 vs 21 day							
		324_Buy Guidance		88.4%							
		324_Sell Guidance		0.0%							
		Mom_75 (days)		0.6%							
		9 vs 21 day		-1.63%							
		Price vs 9 day		-1.24%							

S
e
|
|

SGE.LSE

Sage Group Plc

Information Technology

Software & Computer Services

United Kingdom

Market Cap : (B)

12 813

Price

Price

Individual Instrument

Individual Instrument

Individual Instrument

Market Cap : (B)

0

Follow the " 3day to 5day waiting period " before entering the trade : understand the Graph, Trend and Variables

Plan your enrty levels. Focus on the process not the outcome. Expect further short-term deviation from the trade signal. "Patience"

-2.631												11.839		-4.500	
Date	Price or Relative Price	Short_Term_ Radar	Medium_ Term_Radar	Caterpillar_ %	Wise_ Owl(Rnk)	324_Factor	Factor_324	Defcon _Index	Defcon _Index_Trade	Margin of Safety	75_Day_Mom	Trade_Rating (Guidance)	Trendsum		
2025/01/22	1 333.000	No Trade	No Trade	99.00%	50	Research	85	100	Research Defon Sell	13.01%	32.97%	A	-8		
2025/01/23	1 336.500	No Trade	No Trade	100.00%	50	Research	85	100	Research Defon Sell	13.29%	33.38%	A	-2		
2025/01/24	1 330.000	No Trade	No Trade	95.74%	50	Research	85	100	Research Defon Sell	12.72%	32.80%	A	4		
2025/01/27	1 325.500	No Trade	No Trade	92.54%	50	Research	85	99	Research Defon Sell	12.30%	32.09%	A	9		
2025/01/28	1 327.500	No Trade	No Trade	93.71%	50	Research	85	99	Research Defon Sell	12.45%	30.72%	A	13		
2025/01/29	1 336.500	No Trade	No Trade	99.33%	50	Research	85	100	Research Defon Sell	13.20%	32.26%	A	10		
2025/01/30	1 329.000	No Trade	No Trade	94.44%	50	Research	85	99	Research Defon Sell	12.55%	31.52%	A	9		
2025/01/31	1 348.000	No Trade	No Trade	100.00%	50	Research	85	100	Research Defon Sell	14.14%	31.45%	A	9		
2025/02/03	1 335.000	No Trade	No Trade	91.91%	50	Research	85	99	Research Defon Sell	13.00%	31.79%	A	11		
2025/02/04	1 340.500	No Trade	No Trade	95.09%	50	Research	85	99	Research Defon Sell	13.45%	32.46%	A	14		
2025/02/05	1 329.000	No Trade	No Trade	88.11%	50	Research	85	99	Research Defon Sell	12.46%	29.28%	B	16		
2025/02/06	1 326.500	Sell_Panda_ST	No Trade	86.51%	50	Research	85	98	Research Defon Sell	12.24%	27.49%	B	16		
2025/02/07	1 318.500	Sell_Panda_ST	Sell_Panda_ST	81.62%	50	Research	85	98	Research Defon Sell	11.55%	28.45%	B	14		
2025/02/10	1 321.500	Sell_Panda_ST	No Trade	83.11%	50	Research	85	98	Research Defon Sell	11.76%	28.30%	B	12		
2025/02/11	1 315.500	No Trade	No Trade	79.42%	75	Research	170	98	Research Defon Sell	11.23%	29.10%	AA	10		
2025/02/12	1 319.000	No Trade	No Trade	81.41%	75	Research	170	98	Research Defon Sell	11.51%	29.19%	AA	5		
2025/02/13	1 315.000	No Trade	No Trade	78.91%	75	Research	170	98	Research Defon Sell	11.16%	29.56%	AA	0		
2025/02/14	1 317.500	No Trade	No Trade	80.31%	75	Research	170	98	Research Defon Sell	11.36%	30.45%	AA	-6		
2025/02/17	1 324.500	No Trade	No Trade	84.18%	75	Research	170	98	Research Defon Sell	11.91%	31.33%	AA	-9		
2025/02/18	1 321.000	No Trade	No Trade	81.99%	75	Research	170	98	Research Defon Sell	11.60%	33.62%	AA	-9		
2025/02/19	1 319.500	No Trade	No Trade	80.99%	75	Research	170	98	Research Defon Sell	11.46%	36.12%	AA	-7		
2025/02/20	1 304.000	No Trade	No Trade	71.63%	50	Research	85	97	Research Defon Sell	10.13%	32.39%	B	-6		
2025/02/21	1 298.000	No Trade	No Trade	67.95%	50	Research	85	96	Research Defon Sell	9.61%	32.45%	B	-9		
2025/02/24	1 283.000	No Trade	No Trade	58.70%	50	Research	85	95	Research Defon Sell	8.30%	29.57%	B	-13		
2025/02/25	1 266.000	No Trade	No Trade	48.45%	0	Research	85	0	Absolutely no Trade	6.85%	25.60%	C	-17		
2025/02/26	1 285.500	No Trade	No Trade	59.99%	50	Research	85	95	Research Defon Sell	8.49%	24.50%	B	-21		
2025/02/27	1 265.500	No Trade	No Trade	47.96%	0	Research	85	0	Absolutely no Trade	6.78%	21.51%	C	-24		
2025/02/28	1 265.000	No Trade	No Trade	47.56%	0	Research	85	0	Absolutely no Trade	6.73%	17.67%	C	-27		
2025/03/03	1 285.000	No Trade	No Trade	59.19%	50	Research	85	95	Research Defon Sell	8.37%	21.46%	B	-31		
2025/03/04	1 257.500	No Trade	No Trade	42.70%	30	Research	85	0	Absolutely no Trade	6.04%	17.63%	C	-34		
2025/03/05	1 255.500	No Trade	No Trade	41.41%	0	Absolutely No	0	0	Absolutely no Trade	5.86%	16.52%	C	-35		
2025/03/06	1 221.500	No Trade	No Trade	21.05%	0	Absolutely No	0	0	Absolutely no Trade	2.98%	14.75%	C	-36		
2025/03/07	1 232.000	No Trade	No Trade	27.21%	0	Absolutely No	0	0	Absolutely no Trade	3.85%	14.18%	C	-38		
2025/03/10	1 219.500	No Trade	No Trade	19.48%	0	Absolutely No	0	0	Absolutely no Trade	2.76%	13.23%	C	-40		
2025/03/11	1 195.000	No Trade	No Trade	4.79%	0	Absolutely No	0	-59	Absolutely no Trade	0.68%	-5.87%	C	-42		
2025/03/12	1 202.000	No Trade	No Trade	8.87%	0	Absolutely No	0	-58	Absolutely no Trade	1.25%	-5.02%	C	-45		
2025/03/13	1 195.500	No Trade	No Trade	4.91%	0	Absolutely No	0	-59	Absolutely no Trade	0.69%	-7.04%	C	-47		
2025/03/14	1 198.500	No Trade	No Trade	6.60%	0	Absolutely No	0	-59	Absolutely no Trade	0.93%	-7.45%	C	-46		
2025/03/17	1 192.000	No Trade	No Trade	2.45%	0	Absolutely No	0	-62	Absolutely no Trade	0.35%	-9.04%	C	-46		
2025/03/18	1 170.000	No Trade	No Trade	8.97%	0	Absolutely No	0	-64	Absolutely no Trade	-1.52%	-10.21%	C	-46		



Date	9 day	9 vs 21 day	33 day
2025/01/29	Buy_9day	Buy 9 vs 21	Buy 33_Day
2025/01/30	Sell_9day	Buy 9 vs 21	Buy 33_Day
2025/01/31	Buy_9day	Buy 9 vs 21	Buy 33_Day
2025/02/03	Buy_9day	Buy 9 vs 21	Buy 33_Day
2025/02/04	Buy_9day	Buy 9 vs 21	Buy 33_Day
2025/02/05	Sell_9day	Buy 9 vs 21	Buy 33_Day
2025/02/06	Sell_9day	Buy 9 vs 21	Buy 33_Day
2025/02/07	Sell_9day	Buy 9 vs 21	Buy 33_Day
2025/02/10	Sell_9day	Buy 9 vs 21	Buy 33_Day
2025/02/11	Sell_9day	Buy 9 vs 21	Buy 33_Day
2025/02/12	Sell_9day	Buy 9 vs 21	Buy 33_Day
2025/02/13	Sell_9day	Sell 9 vs 21	Buy 33_Day
2025/02/14	Sell_9day	Sell 9 vs 21	Buy 33_Day
2025/02/17	Buy_9day	Sell 9 vs 21	Buy 33_Day
2025/02/18	Buy_9day	Sell 9 vs 21	Buy 33_Day
2025/02/19	Buy_9day	Sell 9 vs 21	Buy 33_Day
2025/02/20	Sell_9day	Sell 9 vs 21	Sell 33_Day
2025/02/21	Sell_9day	Sell 9 vs 21	Sell 33_Day
2025/02/24	Sell_9day	Sell 9 vs 21	Sell 33_Day
2025/02/25	Sell_9day	Sell 9 vs 21	Sell 33_Day
2025/02/26	Sell_9day	Sell 9 vs 21	Sell 33_Day
2025/02/27	Sell_9day	Sell 9 vs 21	Sell 33_Day
2025/02/28	Sell_9day	Sell 9 vs 21	Sell 33_Day
2025/03/03	Sell_9day	Sell 9 vs 21	Sell 33_Day
2025/03/04	Sell_9day	Sell 9 vs 21	Sell 33_Day
2025/03/05	Sell_9day	Sell 9 vs 21	Sell 33_Day
2025/03/06	Sell_9day	Sell 9 vs 21	Sell 33_Day
2025/03/07	Sell_9day	Sell 9 vs 21	Sell 33_Day
2025/03/10	Sell_9day	Sell 9 vs 21	Sell 33_Day
2025/03/11	Sell_9day	Sell 9 vs 21	Sell 33_Day
2025/03/12	Sell_9day	Sell 9 vs 21	Sell 33_Day
2025/03/13	Sell_9day	Sell 9 vs 21	Sell 33_Day
2025/03/14	Sell_9day	Sell 9 vs 21	Sell 33_Day
2025/03/17	Sell_9day	Sell 9 vs 21	Sell 33_Day
2025/03/18	Sell_9day	Sell 9 vs 21	Sell 33_Day

Strategy Universe		United Kingdom		Ascendant guidance		Trade	Strategy_Open Date	2025/02/14	Caterpillar Guidance	Trade		
<div><div><div>— SGE.LSE</div><div>---- 21 per. Mov. Avg. (SGE.LSE)</div><div>— Linear (SGE.LSE)</div></div><div><div>— Price</div><div>---- 21 per. Mov. Avg. (Price)</div><div>— Linear (Price)</div></div></div>											<div>(+) : Mom Days</div>	<div>0</div>
											<div>(-) : Mom Days</div>	<div>6</div>
											<div>Guided : Factor</div>	<div>9 vs 21 day</div>
											<div>324_Buy Guidance</div>	<div>48.0%</div>
											<div>324_Sell Guidance</div>	<div>0.0%</div>
											<div>Mom_75 (days)</div>	<div>-10.2%</div>
											<div>9 vs 21 day</div>	<div>-3.70%</div>
											<div>Price vs 9 day</div>	<div>-2.73%</div>

S
e
l
l

DLG.LSE

Direct Line Insurance Group Plc

Financials

Nonlife Insurance

United Kingdom

Market Cap : (B)2 055

Price

Price

Individual Instrument

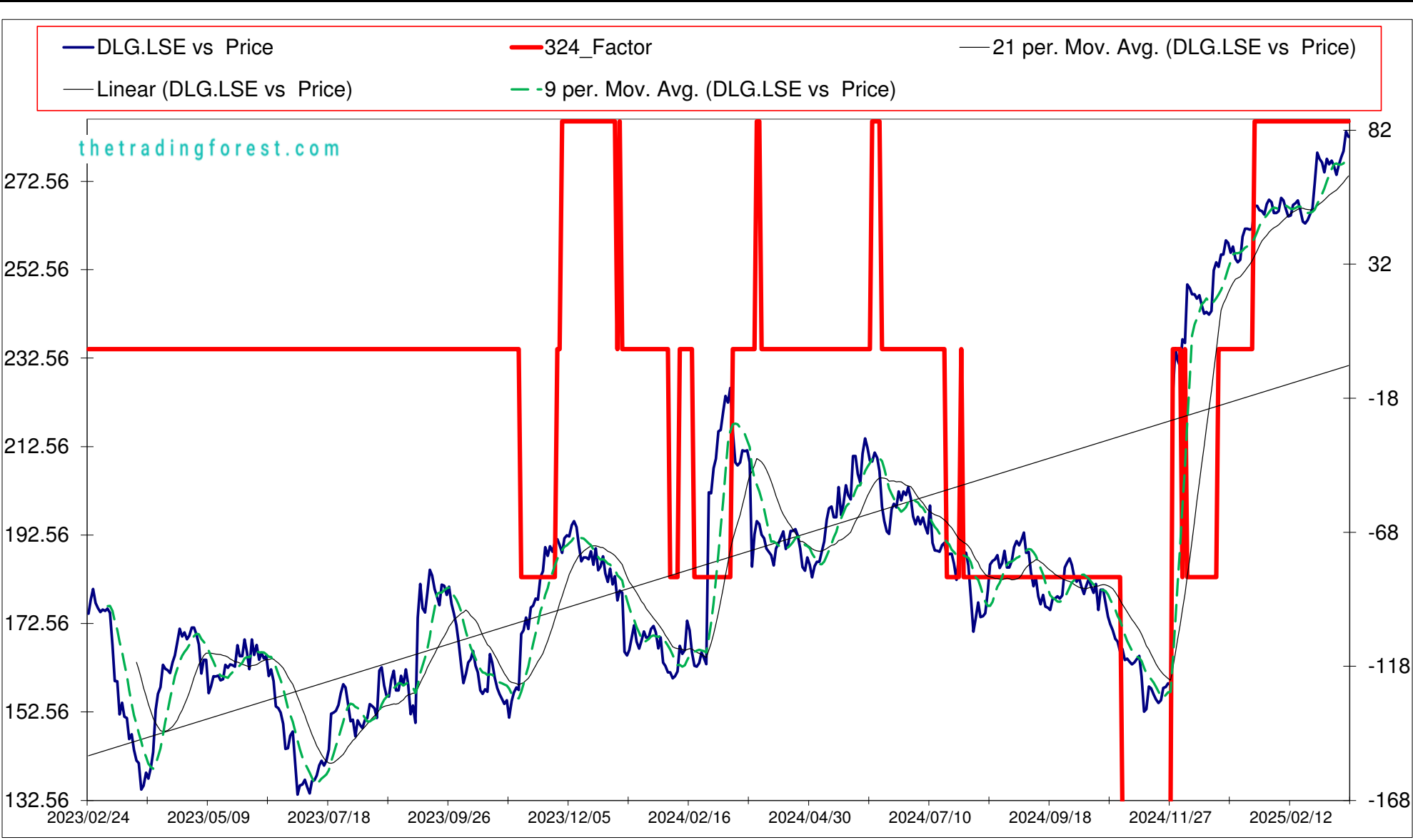
Individual Instrument

Individual InstrumentMarket Cap : (B)0


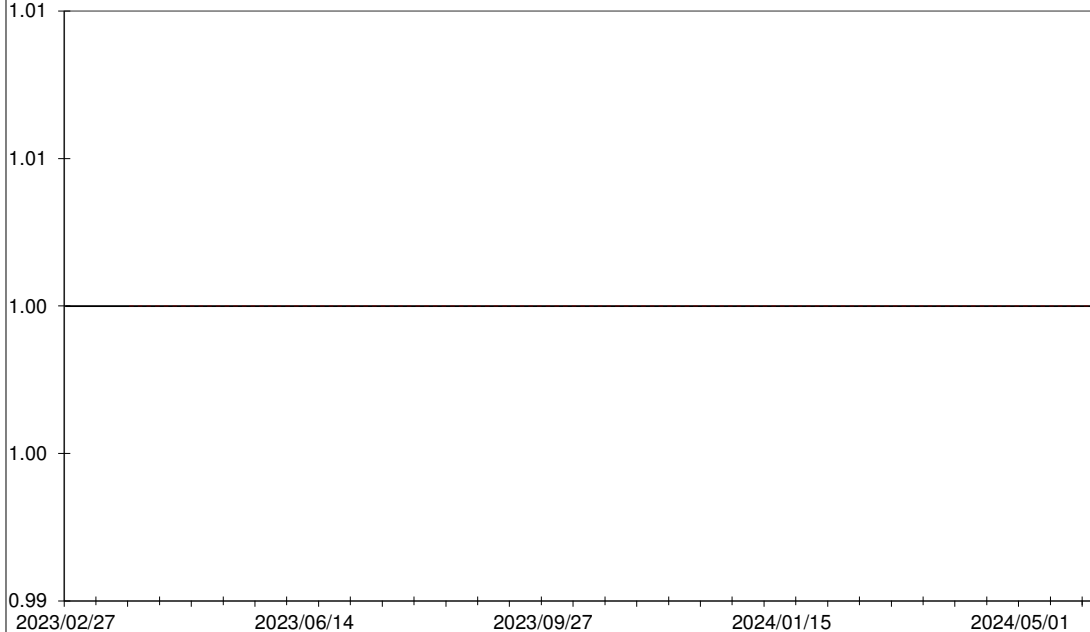
Follow the " 3day to 5day waiting period " before entering the trade : understand the Graph, Trend and Variables

Plan your enrty levels. Focus on the process not the outcome. Expect further short-term deviation from the trade signal. "Patience"

-2.260												66.237		-29.311	
Date	Price or Relative Price	Short_Term_ Radar	Medium_ Term_Radar	Caterpillar_ %	Wise_ Owl(Rnk)	324_Factor	Factor_324	Defcon _Index	Defcon _Index_Trade	Margin of Safety	75_Day_Mom	Trade_Rating (Guidance)	Trendsum		
2025/01/22	267.000	No Trade	No Trade	60.83%	50	Research	85	100	Research Defon Sell	15.44%	46.70%	A	12		
2025/01/23	267.000	No Trade	No Trade	60.52%	50	Research	85	100	Research Defon Sell	15.36%	45.98%	A	15		
2025/01/24	266.000	No Trade	No Trade	58.50%	50	Research	85	100	Research Defon Sell	14.85%	47.12%	A	17		
2025/01/27	265.800	No Trade	No Trade	57.21%	50	Research	85	100	Research Defon Sell	14.52%	48.33%	A	19		
2025/01/28	265.000	No Trade	No Trade	55.54%	50	Research	85	99	Research Defon Sell	14.10%	46.33%	A	17		
2025/01/29	267.400	No Trade	No Trade	59.29%	50	Research	85	100	Research Defon Sell	15.05%	46.36%	A	18		
2025/01/30	268.400	No Trade	No Trade	60.67%	50	Research	85	100	Research Defon Sell	15.40%	48.37%	A	19		
2025/01/31	267.800	No Trade	No Trade	59.34%	50	Research	85	100	Research Defon Sell	15.06%	49.19%	A	23		
2025/02/03	265.400	No Trade	No Trade	54.34%	50	Research	85	99	Research Defon Sell	13.79%	46.23%	B	23		
2025/02/04	265.400	Sell_Panda_ST	No Trade	54.03%	50	Research	85	99	Research Defon Sell	13.71%	51.14%	B	25		
2025/02/05	265.800	Sell_Panda_ST	No Trade	54.39%	50	Research	85	99	Research Defon Sell	13.80%	47.50%	A	23		
2025/02/06	268.800	No Trade	No Trade	59.14%	50	Research	85	100	Research Defon Sell	15.01%	49.17%	A	24		
2025/02/07	268.200	No Trade	No Trade	57.81%	50	Research	85	100	Research Defon Sell	14.67%	51.27%	A	26		
2025/02/10	266.200	No Trade	No Trade	53.52%	50	Research	85	99	Research Defon Sell	13.58%	52.90%	A	25		
2025/02/11	264.600	Sell_Panda_ST	Sell_Panda_ST	50.52%	50	Research	85	98	Research Defon Sell	12.82%	53.48%	B	22		
2025/02/12	264.800	Sell_Panda_ST	Sell_Panda_ST	50.55%	50	Research	85	99	Research Defon Sell	12.83%	54.85%	B	17		
2025/02/13	267.200	No Trade	No Trade	54.27%	50	Research	85	99	Research Defon Sell	13.77%	58.01%	A	11		
2025/02/14	267.600	No Trade	No Trade	54.63%	50	Research	85	100	Research Defon Sell	13.86%	58.81%	A	9		
2025/02/17	268.200	No Trade	No Trade	54.71%	50	Research	85	100	Research Defon Sell	13.88%	61.37%	A	8		
2025/02/18	266.000	No Trade	No Trade	50.72%	50	Research	85	99	Research Defon Sell	12.87%	59.47%	B	11		
2025/02/19	263.400	No Trade	No Trade	46.07%	50	Research	85	98	Research Defon Sell	11.69%	60.32%	B	7		
2025/02/20	263.000	No Trade	No Trade	45.10%	50	Research	85	98	Research Defon Sell	11.45%	59.78%	B	4		
2025/02/21	263.800	No Trade	No Trade	46.13%	50	Research	85	98	Research Defon Sell	11.71%	60.95%	B	0		
2025/02/24	265.000	No Trade	No Trade	47.23%	50	Research	85	99	Research Defon Sell	11.99%	62.28%	B	-3		
2025/02/25	266.400	No Trade	No Trade	49.26%	50	Research	85	99	Research Defon Sell	12.50%	62.64%	A	-5		
2025/02/26	272.200	No Trade	No Trade	58.60%	50	Research	85	100	Research Defon Sell	14.87%	65.47%	A	-4		
2025/02/27	279.000	No Trade	No Trade	69.59%	50	Research	85	100	Research Defon Sell	17.66%	68.89%	A	-4		
2025/02/28	277.600	No Trade	No Trade	66.94%	50	Research	85	99	Research Defon Sell	16.99%	72.85%	A	-4		
2025/03/03	276.800	No Trade	No Trade	64.68%	50	Research	85	99	Research Defon Sell	16.41%	81.39%	A	-4		
2025/03/04	274.600	No Trade	No Trade	60.72%	50	Research	85	98	Research Defon Sell	15.41%	79.24%	B	-1		
2025/03/05	277.600	No Trade	No Trade	65.38%	50	Research	85	99	Research Defon Sell	16.59%	75.36%	A	-1		
2025/03/06	276.400	No Trade	No Trade	63.08%	50	Research	85	99	Research Defon Sell	16.01%	75.05%	A	-1		
2025/03/07	277.200	No Trade	No Trade	64.09%	50	Research	85	99	Research Defon Sell	16.27%	77.12%	A	0		
2025/03/10	276.000	No Trade	No Trade	61.18%	50	Research	85	99	Research Defon Sell	15.53%	77.61%	B	0		
2025/03/11	274.000	No Trade	No Trade	57.58%	50	Research	85	98	Research Defon Sell	14.61%	77.23%	B	-5		
2025/03/12	276.200	No Trade	No Trade	60.89%	50	Research	85	99	Research Defon Sell	15.45%	77.96%	B	-8		
2025/03/13	278.000	No Trade	No Trade	63.55%	50	Research	85	100	Research Defon Sell	16.13%	75.95%	A	-10		
2025/03/14	279.400	No Trade	No Trade	65.54%	50	Research	85	100	Research Defon Sell	16.63%	76.61%	A	-9		
2025/03/17	283.800	No Trade	No Trade	71.83%	50	Research	85	100	Research Defon Sell	18.23%	78.49%	A	-7		
2025/03/18	282.600	No Trade	No Trade	69.55%	50	Research	85	100	Research Defon Sell	17.65%	78.07%	A	-2		



Date	9 day	9 vs 21 day	33 day
2025/01/29	Buy_9day	Buy 9 vs 21	Buy 33_Day
2025/01/30	Buy_9day	Buy 9 vs 21	Buy 33_Day
2025/01/31	Buy_9day	Buy 9 vs 21	Buy 33_Day
2025/02/03	Sell_9day	Buy 9 vs 21	Buy 33_Day
2025/02/04	Sell_9day	Buy 9 vs 21	Buy 33_Day
2025/02/05	Sell_9day	Buy 9 vs 21	Buy 33_Day
2025/02/06	Buy_9day	Buy 9 vs 21	Buy 33_Day
2025/02/07	Buy_9day	Buy 9 vs 21	Buy 33_Day
2025/02/10	Sell_9day	Buy 9 vs 21	Buy 33_Day
2025/02/11	Sell_9day	Buy 9 vs 21	Buy 33_Day
2025/02/12	Sell_9day	Buy 9 vs 21	Buy 33_Day
2025/02/13	Buy_9day	Buy 9 vs 21	Buy 33_Day
2025/02/14	Buy_9day	Buy 9 vs 21	Buy 33_Day
2025/02/17	Buy_9day	Buy 9 vs 21	Buy 33_Day
2025/02/18	Sell_9day	Buy 9 vs 21	Buy 33_Day
2025/02/19	Sell_9day	Sell 9 vs 21	Sell 33_Day
2025/02/20	Sell_9day	Sell 9 vs 21	Sell 33_Day
2025/02/21	Sell_9day	Sell 9 vs 21	Sell 33_Day
2025/02/24	Sell_9day	Sell 9 vs 21	Buy 33_Day
2025/02/25	Buy_9day	Sell 9 vs 21	Buy 33_Day
2025/02/26	Buy_9day	Sell 9 vs 21	Buy 33_Day
2025/02/27	Buy_9day	Buy 9 vs 21	Buy 33_Day
2025/02/28	Buy_9day	Buy 9 vs 21	Buy 33_Day
2025/03/03	Buy_9day	Buy 9 vs 21	Buy 33_Day
2025/03/04	Buy_9day	Buy 9 vs 21	Buy 33_Day
2025/03/05	Buy_9day	Buy 9 vs 21	Buy 33_Day
2025/03/06	Buy_9day	Buy 9 vs 21	Buy 33_Day
2025/03/07	Buy_9day	Buy 9 vs 21	Buy 33_Day
2025/03/10	Sell_9day	Buy 9 vs 21	Buy 33_Day
2025/03/11	Sell_9day	Buy 9 vs 21	Buy 33_Day
2025/03/12	Sell_9day	Buy 9 vs 21	Buy 33_Day
2025/03/13	Buy_9day	Buy 9 vs 21	Buy 33_Day
2025/03/14	Buy_9day	Buy 9 vs 21	Buy 33_Day
2025/03/17	Buy_9day	Buy 9 vs 21	Buy 33_Day
2025/03/18	Buy_9day	Buy 9 vs 21	Buy 33_Day

Strategy Universe	United Kingdom	Ascendant guidance	Research	Strategy_Open Date	2025/02/14	Caterpillar Guidance	Trade	
<div><div><div>—DLG.LSE</div><div>--- 21 per. Mov. Avg. (DLG.LSE)</div><div>— Linear (DLG.LSE)</div></div></div>		<div><div><div>— Price</div><div>--- 21 per. Mov. Avg. (Price)</div><div>— Linear (Price)</div></div></div>				(+) : Mom Days	74	
						(-) : Mom Days	0	
						Guided : Factor	66 day	
						324_Buy Guidance	0.0%	
						324_Sell Guidance	99.6%	
						Mom_75 (days)	78.1%	
						9 vs 21 day	1.61%	
						Price vs 9 day	1.59%	

S
e
l
l

CFR.SWX

Compagnie Financiere Richemont Sa

Consumer Discretionary

Personal & Household Goods

Switzerland

Market Cap : (B)63 613

Follow the " 3day to 5day waiting period " before entering the trade : understand the Graph, Trend and Variables

Price

Price

Individual Instrument

Individual Instrument

Individual Instrument

Market Cap : (B)0

Plan your enrty levels. Focus on the process not the outcome. Expect further short-term deviation from the trade signal. "Patience"

-2.295										52.562		-22.905	
Date	Price or Relative Price	Short_Term_ Radar	Medium_ Term_Radar	Caterpillar_ %	Wise_ Owl(Rnk)	324_Factor	Factor_324	Defcon _Index	Defcon _Index_Trade	Margin of Safety	75_Day_Mom	Trade_Rating (Guidance)	Trendsum
2025/01/22	168.250	No Trade	No Trade	75.70%	50	Research	85	100	Research Defon Sell	12.47%	28.53%	A	18
2025/01/23	170.100	No Trade	No Trade	82.88%	50	Research	85	100	Research Defon Sell	13.65%	30.00%	A	21
2025/01/24	171.700	No Trade	No Trade	89.04%	50	Research	85	100	Research Defon Sell	14.67%	28.61%	A	24
2025/01/27	172.350	No Trade	No Trade	90.68%	50	Research	85	100	Research Defon Sell	14.94%	32.53%	A	27
2025/01/28	172.200	No Trade	No Trade	89.74%	50	Research	85	100	Research Defon Sell	14.78%	30.60%	A	29
2025/01/29	174.650	No Trade	No Trade	99.32%	50	Research	85	100	Research Defon Sell	16.36%	33.12%	A	30
2025/01/30	177.150	No Trade	No Trade	100.00%	60	Research	85	100	Research Defon Sell	17.97%	34.82%	A	31
2025/01/31	177.100	No Trade	No Trade	99.50%	60	Research	85	100	Research Defon Sell	17.88%	35.35%	A	31
2025/02/03	175.750	No Trade	No Trade	93.58%	60	Research	85	99	Research Defon Sell	16.82%	37.47%	A	31
2025/02/04	176.300	No Trade	No Trade	95.31%	60	Research	85	100	Research Defon Sell	17.13%	39.15%	A	33
2025/02/05	177.700	No Trade	No Trade	100.00%	60	Research	85	100	Research Defon Sell	18.00%	40.47%	A	34
2025/02/06	176.900	No Trade	No Trade	96.74%	60	Research	85	100	Research Defon Sell	17.41%	38.80%	A	36
2025/02/07	175.000	No Trade	No Trade	89.43%	60	Research	85	98	Research Defon Sell	16.10%	38.18%	B	36
2025/02/10	175.900	Sell_Panda_ST	No Trade	91.83%	60	Research	85	99	Research Defon Sell	16.53%	38.56%	B	35
2025/02/11	179.000	No Trade	No Trade	100.00%	60	Research	85	100	Research Defon Sell	18.53%	42.01%	A	33
2025/02/12	180.550	No Trade	No Trade	100.00%	60	Research	85	100	Research Defon Sell	19.50%	40.56%	A	32
2025/02/13	183.850	No Trade	No Trade	100.00%	60	Research	85	100	Research Defon Sell	21.63%	43.13%	A	31
2025/02/14	183.000	No Trade	No Trade	97.14%	60	Research	85	100	Research Defon Sell	21.01%	42.30%	A	32
2025/02/17	182.900	No Trade	No Trade	96.04%	100	Research	170	99	Research Defon Sell	20.77%	42.28%	AAA	32
2025/02/18	180.450	No Trade	No Trade	88.30%	100	Research	170	98	Research Defon Sell	19.10%	42.37%	AAA	32
2025/02/19	178.800	No Trade	No Trade	83.01%	90	Research	170	97	Research Defon Sell	17.95%	42.64%	AAA	29
2025/02/20	180.100	Sell_Panda_ST	No Trade	86.72%	90	Research	170	98	Research Defon Sell	18.75%	42.32%	AAA	28
2025/02/21	180.350	Sell_Panda_ST	No Trade	87.22%	90	Research	170	98	Research Defon Sell	18.86%	44.28%	AAA	25
2025/02/24	178.100	Sell_Panda_ST	No Trade	79.60%	75	Research	170	97	Research Defon Sell	17.21%	43.46%	AA	20
2025/02/25	179.300	Sell_Panda_ST	No Trade	83.00%	75	Research	170	98	Research Defon Sell	17.95%	43.27%	AA	14
2025/02/26	183.800	No Trade	No Trade	96.43%	90	Research	170	100	Research Defon Sell	20.85%	43.87%	AAA	11
2025/02/27	182.000	No Trade	No Trade	90.69%	75	Research	170	99	Research Defon Sell	19.61%	52.56%	AA	9
2025/02/28	183.500	No Trade	No Trade	94.99%	75	Research	170	100	Research Defon Sell	20.54%	52.47%	AA	7
2025/03/03	184.850	No Trade	No Trade	98.31%	75	Research	170	100	Research Defon Sell	21.26%	58.74%	AA	9
2025/03/04	181.500	No Trade	No Trade	87.89%	50	Research	85	98	Research Defon Sell	19.01%	53.88%	B	11
2025/03/05	182.000	No Trade	No Trade	89.14%	50	Research	85	98	Research Defon Sell	19.28%	50.66%	B	12
2025/03/06	174.300	No Trade	No Trade	65.56%	0	Research	85	0	Absolutely no Trade	14.18%	45.07%	C	11
2025/03/07	164.850	No Trade	No Trade	36.70%	0	Research	85	0	Absolutely no Trade	7.94%	35.96%	C	7
2025/03/10	158.450	No Trade	No Trade	16.66%	0	Absolutely No	0	0	Absolutely no Trade	3.60%	33.26%	C	3
2025/03/11	158.350	No Trade	No Trade	16.13%	0	Absolutely No	0	0	Absolutely no Trade	3.49%	33.52%	C	-2
2025/03/12	162.100	No Trade	No Trade	27.24%	0	Absolutely No	0	0	Absolutely no Trade	5.89%	37.78%	C	-7
2025/03/13	163.200	No Trade	No Trade	30.33%	0	Research	85	0	Absolutely no Trade	6.56%	37.66%	C	-11
2025/03/14	166.750	No Trade	No Trade	40.82%	0	Research	85	0	Absolutely no Trade	8.83%	37.64%	C	-13
2025/03/17	164.000	No Trade	No Trade	31.83%	0	Research	85	0	Absolutely no Trade	6.88%	34.04%	C	-14
2025/03/18	163.650	No Trade	No Trade	30.54%	0	Research	85	0	Absolutely no Trade	6.61%	34.25%	C	-12

S
e
|
|

SGKN.SWX

St.Galler Kantonalbank Ag

Financials

Banks

Switzerland

Market Cap : (B)

2 511

Price

Price

Individual Instrument

Individual Instrument

Individual Instrument

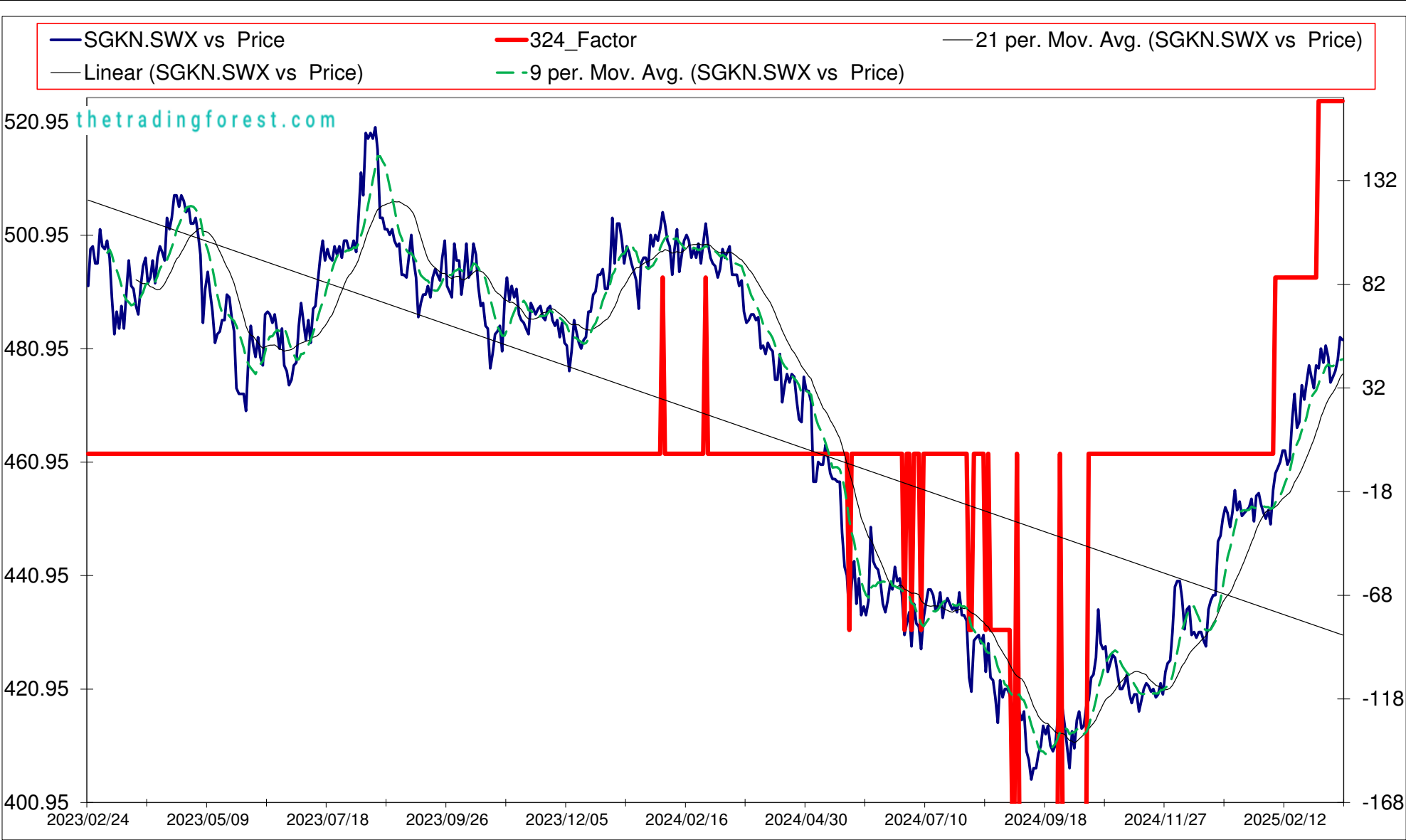
Market Cap : (B)

0

Follow the " 3day to 5day waiting period " before entering the trade : understand the Graph, Trend and Variables

Plan your enrty levels. Focus on the process not the outcome. Expect further short-term deviation from the trade signal. "Patience"

-2.035														-28.983		14.244	
Date	Price or Relative Price	Short_Term_ Radar	Medium_ Term_Radar	Caterpillar_ %	Wise_ Owl(Rnk)	324_Factor	Factor_324	Defcon _Index	Defcon _Index_Trade	Margin of Safety	75_Day_Mom	Trade_Rating (Guidance)	Trendsum				
2025/01/22	453.000	No Trade	No Trade	76.71%	0	Absolutely No	0	91	Research Defon Sell	4.87%	9.55%	C	11				
2025/01/23	454.500	No Trade	No Trade	82.65%	0	Absolutely No	0	91	Research Defon Sell	5.25%	10.72%	C	11				
2025/01/24	450.500	No Trade	No Trade	68.55%	0	Absolutely No	0	90	Research Defon Sell	4.36%	8.42%	C	10				
2025/01/27	455.000	No Trade	No Trade	86.39%	0	Absolutely No	0	91	Research Defon Sell	5.49%	9.11%	C	10				
2025/01/28	455.500	No Trade	No Trade	88.70%	0	Absolutely No	0	91	Research Defon Sell	5.64%	10.02%	C	9				
2025/01/29	453.500	No Trade	No Trade	81.87%	0	Absolutely No	0	91	Research Defon Sell	5.20%	9.41%	C	10				
2025/01/30	452.000	No Trade	No Trade	76.87%	0	Absolutely No	0	91	Research Defon Sell	4.88%	8.13%	C	11				
2025/01/31	451.000	Sell_Panda_ST	Sell_Panda_ST	73.70%	0	Absolutely No	0	91	Research Defon Sell	4.68%	7.64%	C	13				
2025/02/03	452.500	Sell_Panda_ST	No Trade	80.61%	0	Absolutely No	0	91	Research Defon Sell	5.12%	6.97%	C	13				
2025/02/04	450.000	No Trade	No Trade	71.95%	0	Absolutely No	0	90	Research Defon Sell	4.57%	6.26%	C	9				
2025/02/05	456.000	No Trade	No Trade	94.38%	0	Absolutely No	0	92	Research Defon Sell	6.00%	6.92%	C	7				
2025/02/06	459.000	No Trade	No Trade	100.00%	50	Research	85	92	Research Defon Sell	6.72%	5.52%	C	6				
2025/02/07	460.000	No Trade	No Trade	100.00%	50	Research	85	92	Research Defon Sell	6.99%	7.23%	C	5				
2025/02/10	461.000	No Trade	No Trade	100.00%	50	Research	85	93	Research Defon Sell	7.31%	7.71%	C	5				
2025/02/11	463.000	No Trade	No Trade	100.00%	50	Research	85	93	Research Defon Sell	7.81%	8.05%	C	6				
2025/02/12	463.000	No Trade	No Trade	100.00%	50	Research	85	93	Research Defon Sell	7.84%	9.20%	C	8				
2025/02/13	460.500	No Trade	No Trade	92.97%	50	Research	85	92	Research Defon Sell	7.29%	8.23%	C	11				
2025/02/14	461.500	No Trade	No Trade	96.34%	50	Research	85	93	Research Defon Sell	7.56%	8.08%	C	13				
2025/02/17	468.500	No Trade	No Trade	100.00%	50	Research	85	94	Research Defon Sell	9.28%	9.85%	C	15				
2025/02/18	473.000	No Trade	No Trade	100.00%	50	Research	85	94	Research Defon Sell	10.36%	11.56%	C	17				
2025/02/19	467.000	No Trade	No Trade	86.80%	50	Research	85	93	Research Defon Sell	9.00%	10.93%	C	19				
2025/02/20	468.000	No Trade	No Trade	89.36%	50	Research	85	94	Research Defon Sell	9.26%	11.16%	C	19				
2025/02/21	474.500	No Trade	No Trade	100.00%	50	Research	85	95	Research Defon Sell	10.81%	12.44%	C	18				
2025/02/24	472.000	No Trade	No Trade	95.49%	50	Research	85	94	Research Defon Sell	10.32%	11.45%	C	20				
2025/02/25	475.000	No Trade	No Trade	100.00%	50	Research	85	95	Research Defon Sell	11.06%	13.10%	C	23				
2025/02/26	478.000	No Trade	No Trade	100.00%	50	Research	85	95	Research Defon Sell	11.79%	14.22%	C	26				
2025/02/27	476.000	No Trade	No Trade	96.31%	60	Research	85	95	Research Defon Sell	11.35%	13.33%	C	31				
2025/02/28	474.000	No Trade	No Trade	92.61%	50	Research	85	95	Research Defon Sell	10.92%	12.86%	C	34				
2025/03/03	478.000	No Trade	No Trade	100.00%	60	Research	85	95	Research Defon Sell	11.95%	14.63%	C	34				
2025/03/04	477.500	No Trade	No Trade	99.29%	100	Research	170	95	Research Defon Sell	11.87%	13.96%	AA	31				
2025/03/05	481.000	No Trade	No Trade	100.00%	100	Research	170	96	Research Defon Sell	12.72%	14.25%	AA	33				
2025/03/06	478.500	No Trade	No Trade	95.65%	100	Research	170	95	Research Defon Sell	12.17%	13.39%	AA	35				
2025/03/07	481.500	No Trade	No Trade	100.00%	100	Research	170	96	Research Defon Sell	12.90%	14.23%	AA	35				
2025/03/10	479.500	No Trade	No Trade	97.13%	100	Research	170	96	Research Defon Sell	12.53%	14.03%	AA	36				
2025/03/11	475.000	No Trade	No Trade	89.20%	90	Research	170	95	Research Defon Sell	11.51%	12.83%	AA	36				
2025/03/12	476.000	Sell_Panda_ST	No Trade	91.27%	90	Research	170	95	Research Defon Sell	11.78%	13.47%	AA	35				
2025/03/13	477.000	Sell_Panda_ST	No Trade	93.35%	100	Research	170	95	Research Defon Sell	12.05%	13.57%	AA	31				
2025/03/14	479.000	No Trade	No Trade	97.24%	90	Research	170	95	Research Defon Sell	12.55%	13.51%	AA	29				
2025/03/17	483.000	No Trade	No Trade	100.00%	90	Research	170	96	Research Defon Sell	13.59%	15.00%	AA	30				
2025/03/18	482.500	No Trade	No Trade	99.38%	90	Research	170	96	Research Defon Sell	13.50%	13.80%	AA	30				



Date	9 day	9 vs 21 day	33 day
2025/01/29	Buy_9day	Buy 9 vs 21	Buy 33_Day
2025/01/30	Sell_9day	Buy 9 vs 21	Buy 33_Day
2025/01/31	Sell_9day	Buy 9 vs 21	Buy 33_Day
2025/02/03	Sell_9day	Buy 9 vs 21	Buy 33_Day
2025/02/04	Sell_9day	Buy 9 vs 21	Buy 33_Day
2025/02/05	Buy_9day	Buy 9 vs 21	Buy 33_Day
2025/02/06	Buy_9day	Buy 9 vs 21	Buy 33_Day
2025/02/07	Buy_9day	Buy 9 vs 21	Buy 33_Day
2025/02/10	Buy_9day	Buy 9 vs 21	Buy 33_Day
2025/02/11	Buy_9day	Buy 9 vs 21	Buy 33_Day
2025/02/12	Buy_9day	Buy 9 vs 21	Buy 33_Day
2025/02/13	Buy_9day	Buy 9 vs 21	Buy 33_Day
2025/02/14	Buy_9day	Buy 9 vs 21	Buy 33_Day
2025/02/17	Buy_9day	Buy 9 vs 21	Buy 33_Day
2025/02/18	Buy_9day	Buy 9 vs 21	Buy 33_Day
2025/02/19	Buy_9day	Buy 9 vs 21	Buy 33_Day
2025/02/20	Buy_9day	Buy 9 vs 21	Buy 33_Day
2025/02/21	Buy_9day	Buy 9 vs 21	Buy 33_Day
2025/02/24	Buy_9day	Buy 9 vs 21	Buy 33_Day
2025/02/25	Buy_9day	Buy 9 vs 21	Buy 33_Day
2025/02/26	Buy_9day	Buy 9 vs 21	Buy 33_Day
2025/02/27	Buy_9day	Buy 9 vs 21	Buy 33_Day
2025/02/28	Buy_9day	Buy 9 vs 21	Buy 33_Day
2025/03/03	Buy_9day	Buy 9 vs 21	Buy 33_Day
2025/03/04	Buy_9day	Buy 9 vs 21	Buy 33_Day
2025/03/05	Buy_9day	Buy 9 vs 21	Buy 33_Day
2025/03/06	Buy_9day	Buy 9 vs 21	Buy 33_Day
2025/03/07	Buy_9day	Buy 9 vs 21	Buy 33_Day
2025/03/10	Buy_9day	Buy 9 vs 21	Buy 33_Day
2025/03/11	Sell_9day	Buy 9 vs 21	Buy 33_Day
2025/03/12	Sell_9day	Buy 9 vs 21	Buy 33_Day
2025/03/13	Sell_9day	Buy 9 vs 21	Buy 33_Day
2025/03/14	Buy_9day	Buy 9 vs 21	Buy 33_Day
2025/03/17	Buy_9day	Buy 9 vs 21	Buy 33_Day
2025/03/18	Buy_9day	Buy 9 vs 21	Buy 33_Day

Strategy Universe	Switzerland	Ascendant guidance	Trade	Strategy_Open Date	2025/02/14	Caterpillar Guidance	Trade
						(+) : Mom Days	74
						(-) : Mom Days	0
						Guided : Factor	66 day
						324_Buy Guidance	0.0%
						324_Sell Guidance	92.8%
						Mom_75 (days)	13.8%
						9 vs 21 day	0.55%
						Price vs 9 day	0.71%

S
e
l
l

MOBN.SWX

Mobimo Holding Ag

Financials

Real Estate

Switzerland

Market Cap : (B)

2 017

Price

Price

Individual Instrument

Individual Instrument

Individual Instrument

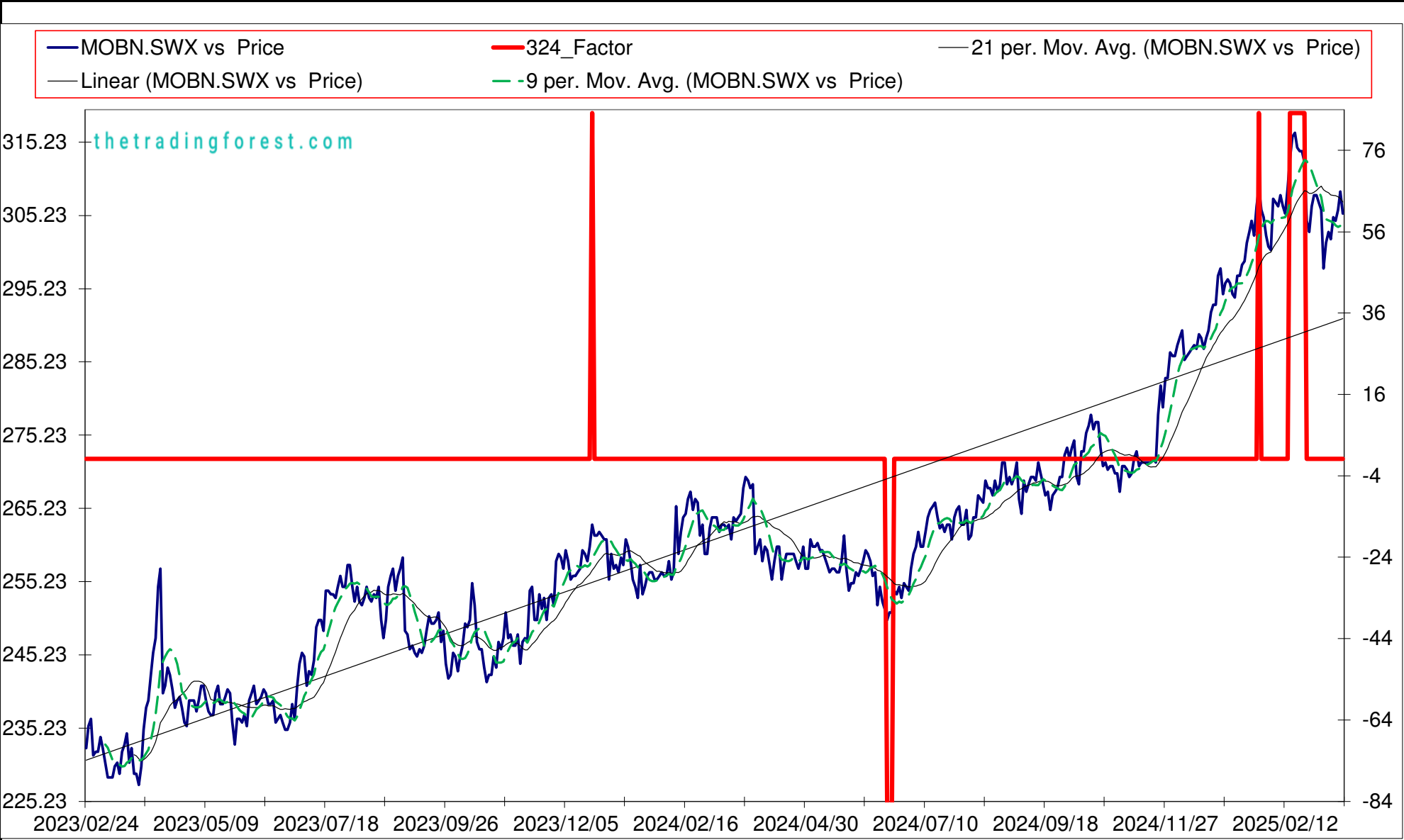
Market Cap : (B)

0


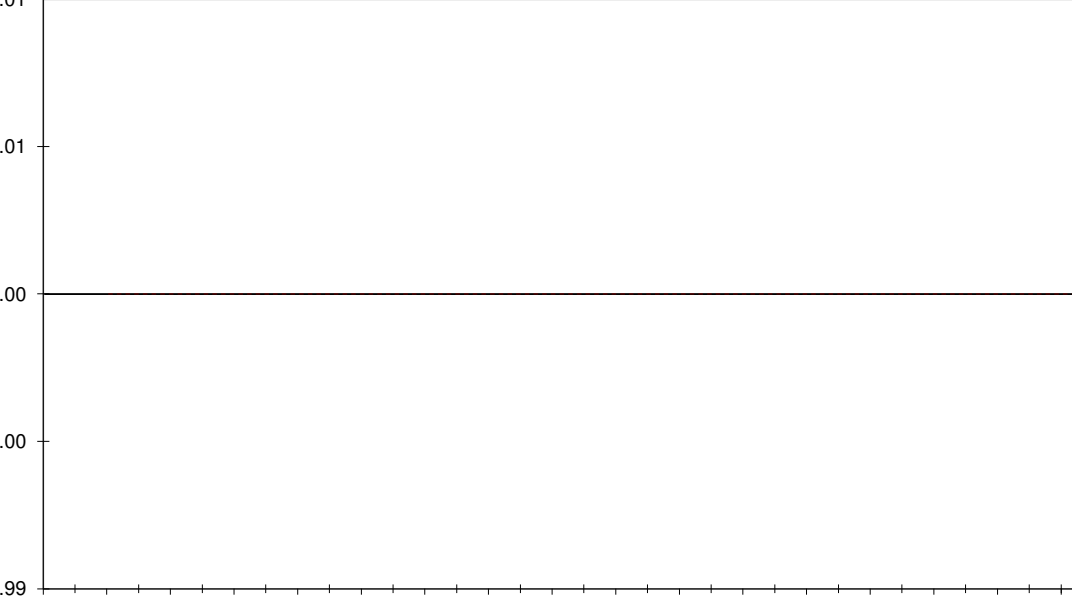
Follow the " 3day to 5day waiting period " before entering the trade : understand the Graph, Trend and Variables

Plan your enrty levels. Focus on the process not the outcome. Expect further short-term deviation from the trade signal. "Patience"

-2.328												37.152		-15.959	
Date	Price or Relative Price	Short_Term_ Radar	Medium_ Term_Radar	Caterpillar_ %	Wise_ Owl(Rnk)	324_Factor	Factor_324	Defcon _Index	Defcon _Index_Trade	Margin of Safety	75_Day_Mom	Trade_Rating (Guidance)	Trendsum		
2025/01/22	303.000	No Trade	No Trade	70.94%	0	Absolutely No	0	100	Research Defon Sell	4.31%	10.79%	C	15		
2025/01/23	304.500	No Trade	No Trade	78.81%	30	Absolutely No	0	100	Research Defon Sell	4.79%	10.93%	C	18		
2025/01/24	302.500	No Trade	No Trade	66.85%	30	Absolutely No	0	99	Research Defon Sell	4.06%	12.24%	C	22		
2025/01/27	306.500	No Trade	No Trade	87.59%	30	Absolutely No	0	100	Research Defon Sell	5.32%	14.15%	C	25		
2025/01/28	309.000	No Trade	No Trade	100.00%	50	Research	85	100	Research Defon Sell	6.14%	13.19%	C	26		
2025/01/29	306.000	No Trade	No Trade	82.60%	30	Absolutely No	0	99	Research Defon Sell	5.07%	12.09%	C	28		
2025/01/30	305.000	No Trade	No Trade	76.38%	30	Absolutely No	0	99	Research Defon Sell	4.69%	10.71%	C	27		
2025/01/31	302.500	Sell_Panda_ST	No Trade	61.79%	0	Absolutely No	0	98	Research Defon Sell	3.80%	9.40%	C	26		
2025/02/03	301.000	Sell_Panda_ST	No Trade	51.57%	0	Absolutely No	0	97	Research Defon Sell	3.17%	8.27%	C	21		
2025/02/04	300.500	Sell_Panda_ST	No Trade	48.17%	0	Absolutely No	0	97	Research Defon Sell	2.96%	8.88%	C	17		
2025/02/05	307.500	No Trade	No Trade	86.59%	30	Absolutely No	0	100	Research Defon Sell	5.32%	11.01%	C	15		
2025/02/06	307.000	No Trade	No Trade	83.17%	30	Absolutely No	0	99	Research Defon Sell	5.11%	10.83%	C	12		
2025/02/07	306.500	No Trade	No Trade	79.76%	0	Absolutely No	0	99	Research Defon Sell	4.90%	12.07%	C	8		
2025/02/10	308.000	No Trade	No Trade	86.25%	30	Absolutely No	0	100	Research Defon Sell	5.30%	13.65%	C	8		
2025/02/11	306.500	No Trade	No Trade	77.28%	0	Absolutely No	0	99	Research Defon Sell	4.75%	12.89%	C	7		
2025/02/12	305.500	No Trade	No Trade	71.09%	0	Absolutely No	0	99	Research Defon Sell	4.37%	12.94%	C	6		
2025/02/13	309.000	No Trade	No Trade	89.93%	30	Absolutely No	0	100	Research Defon Sell	5.52%	14.02%	C	7		
2025/02/14	313.000	No Trade	No Trade	100.00%	50	Research	85	100	Research Defon Sell	6.85%	15.50%	A	9		
2025/02/17	316.000	No Trade	No Trade	100.00%	50	Research	85	100	Research Defon Sell	7.76%	17.04%	A	10		
2025/02/18	316.500	No Trade	No Trade	100.00%	50	Research	85	100	Research Defon Sell	7.89%	17.22%	A	10		
2025/02/19	314.500	No Trade	No Trade	90.86%	50	Research	85	99	Research Defon Sell	7.17%	17.57%	A	13		
2025/02/20	314.000	No Trade	No Trade	88.21%	50	Research	85	99	Research Defon Sell	6.96%	15.87%	A	15		
2025/02/21	314.000	No Trade	No Trade	87.72%	50	Research	85	99	Research Defon Sell	6.92%	15.87%	A	14		
2025/02/24	312.500	No Trade	No Trade	79.78%	50	Research	85	99	Research Defon Sell	6.29%	15.53%	B	14		
2025/02/25	304.500	Sell_Panda_ST	Sell_Panda_ST	44.81%	0	Absolutely No	0	96	Research Defon Sell	3.53%	12.99%	C	12		
2025/02/26	303.000	No Trade	No Trade	37.87%	0	Absolutely No	0	96	Research Defon Sell	2.99%	12.22%	C	9		
2025/02/27	306.500	No Trade	No Trade	52.47%	0	Absolutely No	0	97	Research Defon Sell	4.14%	12.68%	C	6		
2025/02/28	308.000	No Trade	No Trade	58.45%	0	Absolutely No	0	97	Research Defon Sell	4.61%	12.82%	C	2		
2025/03/03	308.000	No Trade	No Trade	57.01%	0	Absolutely No	0	97	Research Defon Sell	4.50%	13.65%	C	-1		
2025/03/04	307.000	No Trade	No Trade	52.23%	0	Absolutely No	0	97	Research Defon Sell	4.12%	13.08%	C	-6		
2025/03/05	306.000	No Trade	No Trade	47.46%	0	Absolutely No	0	97	Research Defon Sell	3.74%	12.71%	C	-9		
2025/03/06	298.000	No Trade	No Trade	12.62%	0	Absolutely No	0	0	Absolutely no Trade	1.00%	9.76%	C	-13		
2025/03/07	301.500	No Trade	No Trade	27.18%	0	Absolutely No	0	95	Research Defon Sell	2.14%	11.05%	C	-17		
2025/03/10	303.000	No Trade	No Trade	32.22%	0	Absolutely No	0	96	Research Defon Sell	2.54%	11.60%	C	-18		
2025/03/11	302.000	No Trade	No Trade	27.46%	0	Absolutely No	0	95	Research Defon Sell	2.17%	11.03%	C	-18		
2025/03/12	305.000	No Trade	No Trade	39.85%	0	Absolutely No	0	96	Research Defon Sell	3.14%	12.34%	C	-18		
2025/03/13	304.500	No Trade	No Trade	37.24%	0	Absolutely No	0	96	Research Defon Sell	2.94%	9.53%	C	-16		
2025/03/14	306.000	No Trade	No Trade	43.20%	0	Absolutely No	0	97	Research Defon Sell	3.41%	8.51%	C	-16		
2025/03/17	308.500	No Trade	No Trade	52.48%	0	Absolutely No	0	97	Research Defon Sell	4.14%	10.57%	C	-13		
2025/03/18	305.500	No Trade	No Trade	39.17%	0	Absolutely No	0	97	Research Defon Sell	3.09%	7.95%	C	-9		



Date	9 day	9 vs 21 day	33 day
2025/01/29	Buy_9day	Buy 9 vs 21	Buy 33_Day
2025/01/30	Buy_9day	Buy 9 vs 21	Buy 33_Day
2025/01/31	Sell_9day	Buy 9 vs 21	Buy 33_Day
2025/02/03	Sell_9day	Buy 9 vs 21	Buy 33_Day
2025/02/04	Sell_9day	Buy 9 vs 21	Buy 33_Day
2025/02/05	Buy_9day	Buy 9 vs 21	Buy 33_Day
2025/02/06	Buy_9day	Buy 9 vs 21	Buy 33_Day
2025/02/07	Buy_9day	Buy 9 vs 21	Buy 33_Day
2025/02/10	Buy_9day	Buy 9 vs 21	Buy 33_Day
2025/02/11	Buy_9day	Buy 9 vs 21	Buy 33_Day
2025/02/12	Buy_9day	Buy 9 vs 21	Buy 33_Day
2025/02/13	Buy_9day	Buy 9 vs 21	Buy 33_Day
2025/02/14	Buy_9day	Buy 9 vs 21	Buy 33_Day
2025/02/17	Buy_9day	Buy 9 vs 21	Buy 33_Day
2025/02/18	Buy_9day	Buy 9 vs 21	Buy 33_Day
2025/02/19	Buy_9day	Buy 9 vs 21	Buy 33_Day
2025/02/20	Buy_9day	Buy 9 vs 21	Buy 33_Day
2025/02/21	Buy_9day	Buy 9 vs 21	Buy 33_Day
2025/02/24	Sell_9day	Buy 9 vs 21	Buy 33_Day
2025/02/25	Sell_9day	Buy 9 vs 21	Sell 33_Day
2025/02/26	Sell_9day	Buy 9 vs 21	Sell 33_Day
2025/02/27	Sell_9day	Buy 9 vs 21	Buy 33_Day
2025/02/28	Sell_9day	Buy 9 vs 21	Buy 33_Day
2025/03/03	Sell_9day	Buy 9 vs 21	Buy 33_Day
2025/03/04	Sell_9day	Sell 9 vs 21	Buy 33_Day
2025/03/05	Sell_9day	Sell 9 vs 21	Sell 33_Day
2025/03/06	Sell_9day	Sell 9 vs 21	Sell 33_Day
2025/03/07	Sell_9day	Sell 9 vs 21	Sell 33_Day
2025/03/10	Sell_9day	Sell 9 vs 21	Sell 33_Day
2025/03/11	Sell_9day	Sell 9 vs 21	Sell 33_Day
2025/03/12	Buy_9day	Sell 9 vs 21	Sell 33_Day
2025/03/13	Buy_9day	Sell 9 vs 21	Sell 33_Day
2025/03/14	Buy_9day	Sell 9 vs 21	Sell 33_Day
2025/03/17	Buy_9day	Sell 9 vs 21	Buy 33_Day
2025/03/18	Buy_9day	Sell 9 vs 21	Sell 33_Day

Strategy Universe		Switzerland		Ascendant guidance		Trade	Strategy_Open Date	2025/02/14	Caterpillar Guidance	Trade	
<div><div>MOBN.SWX</div><div>21 per. Mov. Avg. (MOBN.SWX)</div><div>Linear (MOBN.SWX)</div></div> 				<div><div>Price</div><div>21 per. Mov. Avg. (Price)</div><div>Linear (Price)</div></div> 				<div>(+) : Mom Days</div> <div>93</div>			
				<div>(-) : Mom Days</div> <div>0</div>							
				<div>Guided : Factor</div> <div>66 day</div>							
				<div>324_Buy Guidance</div> <div>0.0%</div>							
				<div>324_Sell Guidance</div> <div>96.5%</div>							
				<div>Mom_75 (days)</div> <div>8.0%</div>							
				<div>9 vs 21 day</div> <div>-1.07%</div>							
				<div>Price vs 9 day</div> <div>0.57%</div>							

S
e
|
|

SPNO.CSE
Spar Nord Bank
Financials
Banks
Denmark

Follow the " 3day to 5day waiting period " before entering the trade : understand the Graph, Trend and Variables

Market Cap : (B)15 657

Price
Price
Individual Instrument
Individual Instrument

Plan your enrty levels. Focus on the process not the outcome. Expect further short-term deviation from the trade signal. "Patience"

Individual InstrumentMarket Cap : (B)0

Date	Price or Relative Price	Short_Term_ Radar	Medium_ Term_Radar	Caterpillar_ %	Wise_ Owl(Rnk)	324_Factor	Factor_324	Defcon _Index	Defcon _Index_Trade	Margin of Safety	75_Day_Mom	Trade_Rating (Guidance)	Trendsum
2025/01/22	207.000	No Trade	No Trade	33.90%	50	Research	85	100	Research Defon Sell	14.87%	65.34%	A	-2
2025/01/23	207.000	No Trade	No Trade	38.49%	50	Research	85	100	Research Defon Sell	14.73%	64.29%	A	-5
2025/01/24	207.500	No Trade	No Trade	41.07%	50	Research	85	100	Research Defon Sell	14.87%	62.36%	A	-8
2025/01/27	207.500	No Trade	No Trade	40.61%	50	Research	85	100	Research Defon Sell	14.47%	60.85%	A	-7
2025/01/28	208.000	No Trade	No Trade	41.01%	50	Research	85	100	Research Defon Sell	14.61%	60.74%	A	-4
2025/01/29	208.000	No Trade	No Trade	42.20%	50	Research	85	100	Research Defon Sell	14.48%	59.51%	A	-2
2025/01/30	208.500	No Trade	No Trade	46.54%	50	Research	85	100	Research Defon Sell	14.62%	56.30%	A	1
2025/01/31	208.000	No Trade	No Trade	48.88%	50	Research	85	100	Research Defon Sell	14.21%	54.53%	A	7
2025/02/03	208.000	No Trade	No Trade	52.20%	50	Research	85	100	Research Defon Sell	13.81%	53.39%	A	10
2025/02/04	209.000	No Trade	No Trade	54.46%	50	Research	85	100	Research Defon Sell	14.22%	53.45%	A	13
2025/02/05	209.000	No Trade	No Trade	53.95%	50	Research	85	100	Research Defon Sell	14.09%	51.01%	A	15
2025/02/06	209.000	No Trade	No Trade	53.44%	50	Research	85	100	Research Defon Sell	13.96%	50.14%	A	15
2025/02/07	208.500	No Trade	No Trade	51.89%	50	Research	85	100	Research Defon Sell	13.55%	50.65%	A	12
2025/02/10	209.000	No Trade	No Trade	51.43%	50	Research	85	100	Research Defon Sell	13.43%	48.23%	A	10
2025/02/11	209.000	No Trade	No Trade	56.45%	50	Research	85	100	Research Defon Sell	13.30%	46.77%	A	9
2025/02/12	209.000	No Trade	No Trade	57.35%	50	Research	85	100	Research Defon Sell	13.17%	49.29%	A	10
2025/02/13	209.500	No Trade	No Trade	57.96%	50	Research	85	100	Research Defon Sell	13.31%	50.50%	A	14
2025/02/14	209.500	No Trade	No Trade	57.39%	50	Research	85	100	Research Defon Sell	13.18%	52.25%	A	19
2025/02/17	210.000	No Trade	No Trade	62.98%	50	Research	85	100	Research Defon Sell	13.06%	59.09%	A	22
2025/02/18	209.000	No Trade	No Trade	59.76%	50	Research	85	100	Research Defon Sell	12.39%	59.54%	A	22
2025/02/19	209.000	No Trade	No Trade	59.23%	50	Research	85	100	Research Defon Sell	12.27%	58.33%	A	22
2025/02/20	209.000	Sell_Panda_ST	No Trade	58.61%	50	Research	85	100	Research Defon Sell	12.14%	57.38%	A	19
2025/02/21	209.000	Sell_Panda_ST	No Trade	57.99%	50	Research	85	100	Research Defon Sell	12.01%	57.62%	A	15
2025/02/24	208.500	Sell_Panda_ST	Sell_Panda_ST	54.86%	50	Research	85	99	Research Defon Sell	11.36%	54.67%	A	12
2025/02/25	208.500	No Trade	No Trade	54.25%	50	Research	85	99	Research Defon Sell	11.23%	54.44%	A	8
2025/02/26	208.500	No Trade	No Trade	53.64%	50	Research	85	99	Research Defon Sell	11.11%	52.86%	A	4
2025/02/27	208.500	No Trade	No Trade	53.03%	50	Research	85	99	Research Defon Sell	10.98%	57.00%	A	1
2025/02/28	209.500	No Trade	No Trade	54.99%	50	Research	85	100	Research Defon Sell	11.39%	54.27%	A	1
2025/03/03	208.500	No Trade	No Trade	50.61%	50	Research	85	99	Research Defon Sell	10.48%	56.30%	A	1
2025/03/04	207.500	No Trade	No Trade	47.46%	50	Research	85	99	Research Defon Sell	9.83%	56.02%	B	0
2025/03/05	209.000	No Trade	No Trade	50.69%	50	Research	85	100	Research Defon Sell	10.50%	53.90%	A	-1
2025/03/06	208.500	No Trade	No Trade	48.81%	50	Research	85	99	Research Defon Sell	10.11%	53.99%	A	-5
2025/03/07	209.000	No Trade	No Trade	49.49%	50	Research	85	100	Research Defon Sell	10.25%	52.55%	A	-8
2025/03/10	208.500	No Trade	No Trade	46.44%	50	Research	85	99	Research Defon Sell	9.62%	54.44%	A	-11
2025/03/11	208.500	No Trade	No Trade	45.84%	50	Research	85	99	Research Defon Sell	9.49%	52.86%	A	-13
2025/03/12	208.500	No Trade	No Trade	45.25%	50	Research	85	99	Research Defon Sell	9.37%	52.64%	A	-15
2025/03/13	208.500	No Trade	No Trade	44.67%	50	Research	85	99	Research Defon Sell	9.25%	52.86%	A	-17
2025/03/14	209.000	No Trade	No Trade	45.34%	50	Research	85	100	Research Defon Sell	9.39%	53.45%	A	-16
2025/03/17	208.500	No Trade	No Trade	42.32%	50	Research	85	99	Research Defon Sell	8.77%	54.22%	A	-16
2025/03/18	208.500	No Trade	No Trade	41.74%	0	Absolutely No	0	99	Research Defon Sell	8.64%	50.87%	C	-17

S
e
|
|

SANOMA.HEL

Sanofi Sa

Health Care

Pharmaceuticals & Biotechnology

Finland

Follow the " 3day to 5day waiting period " before entering the trade : understand the Graph, Trend and Variables

Price

Price

Individual Instrument

Individual Instrument

Individual Instrument

Market Cap : (B)

1 149

Plan your enrty levels. Focus on the process not the outcome. Expect further short-term deviation from the trade signal. "Patience"

Market Cap : (B)

0

-2.305												44.706		-19.393	
Date	Price or Relative Price	Short_Term_ Radar	Medium_ Term_Radar	Caterpillar_ %	Wise_ Owl(Rnk)	324_Factor	Factor_324	Defcon _Index	Defcon _Index_Trade	Margin of Safety	75_Day_Mom	Trade_Rating (Guidance)	Trendsum		
2025/01/22	8.320	No Trade	No Trade	36.28%	0	Absolutely No	0	90	Research Defon Sell	8.30%	24.92%	C	38		
2025/01/23	8.360	No Trade	No Trade	38.35%	0	Absolutely No	0	90	Research Defon Sell	8.78%	25.71%	C	39		
2025/01/24	8.340	No Trade	No Trade	37.01%	0	Absolutely No	0	90	Research Defon Sell	8.47%	23.37%	C	40		
2025/01/27	8.310	No Trade	No Trade	34.69%	0	Absolutely No	0	90	Research Defon Sell	7.94%	25.72%	C	40		
2025/01/28	8.290	No Trade	No Trade	33.35%	0	Absolutely No	0	93	Research Defon Sell	7.63%	24.29%	C	38		
2025/01/29	8.350	No Trade	No Trade	36.55%	0	Absolutely No	0	94	Research Defon Sell	8.36%	24.44%	C	34		
2025/01/30	8.340	No Trade	No Trade	35.77%	0	Absolutely No	0	94	Research Defon Sell	8.19%	22.29%	C	32		
2025/01/31	8.330	No Trade	No Trade	35.00%	0	Absolutely No	0	95	Research Defon Sell	8.01%	22.14%	C	28		
2025/02/03	8.400	No Trade	No Trade	38.35%	0	Absolutely No	0	95	Research Defon Sell	8.78%	21.04%	C	26		
2025/02/04	8.430	No Trade	No Trade	39.84%	0	Absolutely No	0	96	Research Defon Sell	9.12%	23.25%	C	26		
2025/02/05	8.390	No Trade	No Trade	37.38%	0	Absolutely No	0	95	Research Defon Sell	8.55%	22.13%	C	27		
2025/02/06	8.420	No Trade	No Trade	38.87%	0	Absolutely No	0	97	Research Defon Sell	8.90%	21.15%	C	27		
2025/02/07	8.230	Sell_Panda_ST	Sell_Panda_ST	27.93%	0	Absolutely No	0	95	Research Defon Sell	6.39%	21.39%	C	24		
2025/02/10	8.420	No Trade	No Trade	38.05%	0	Absolutely No	0	97	Research Defon Sell	8.71%	25.67%	C	20		
2025/02/11	8.410	No Trade	No Trade	37.28%	0	Absolutely No	0	97	Research Defon Sell	8.53%	24.59%	C	16		
2025/02/12	8.680	No Trade	No Trade	52.29%	0	Absolutely No	0	99	Research Defon Sell	11.97%	29.94%	C	15		
2025/02/13	8.670	No Trade	No Trade	51.52%	0	Absolutely No	0	99	Research Defon Sell	11.79%	29.21%	C	14		
2025/02/14	8.670	No Trade	No Trade	53.27%	0	Absolutely No	0	100	Research Defon Sell	11.74%	25.83%	C	13		
2025/02/17	8.740	No Trade	No Trade	73.18%	50	Research	85	100	Research Defon Sell	12.50%	26.85%	A	14		
2025/02/18	8.650	No Trade	No Trade	66.11%	50	Research	85	99	Research Defon Sell	11.29%	23.22%	B	14		
2025/02/19	8.650	No Trade	No Trade	69.36%	50	Research	85	99	Research Defon Sell	11.25%	19.64%	B	15		
2025/02/20	8.660	No Trade	No Trade	80.12%	50	Research	85	99	Research Defon Sell	11.33%	20.78%	A	17		
2025/02/21	8.650	No Trade	No Trade	78.87%	50	Research	85	99	Research Defon Sell	11.15%	23.22%	B	17		
2025/02/24	8.600	Sell_Panda_ST	No Trade	73.32%	50	Research	85	98	Research Defon Sell	10.37%	20.11%	B	14		
2025/02/25	8.460	No Trade	No Trade	60.38%	50	Research	85	97	Research Defon Sell	8.52%	16.85%	B	8		
2025/02/26	8.500	No Trade	No Trade	63.69%	50	Research	85	97	Research Defon Sell	8.99%	16.44%	B	2		
2025/02/27	8.480	No Trade	No Trade	61.54%	50	Research	85	97	Research Defon Sell	8.69%	16.32%	B	-3		
2025/02/28	8.480	No Trade	No Trade	61.31%	50	Research	85	97	Research Defon Sell	8.64%	15.22%	B	-7		
2025/03/03	8.530	No Trade	No Trade	69.08%	50	Research	85	98	Research Defon Sell	9.14%	17.82%	B	-8		
2025/03/04	8.370	No Trade	No Trade	55.53%	50	Research	85	96	Research Defon Sell	7.05%	15.29%	B	-9		
2025/03/05	8.510	No Trade	No Trade	70.33%	50	Research	85	97	Research Defon Sell	8.79%	16.10%	B	-11		
2025/03/06	8.630	No Trade	No Trade	82.23%	50	Research	85	99	Research Defon Sell	10.28%	18.06%	B	-10		
2025/03/07	8.540	No Trade	No Trade	72.65%	50	Research	85	98	Research Defon Sell	9.08%	20.96%	B	-8		
2025/03/10	8.600	No Trade	No Trade	77.66%	50	Research	85	98	Research Defon Sell	9.71%	24.46%	B	-8		
2025/03/11	8.550	No Trade	No Trade	72.19%	50	Research	85	98	Research Defon Sell	9.02%	21.62%	B	-7		
2025/03/12	8.270	No Trade	No Trade	43.26%	0	Absolutely No	0	0	Absolutely no Trade	5.41%	18.65%	C	-11		
2025/03/13	8.750	No Trade	No Trade	91.83%	50	Research	85	100	Research Defon Sell	11.48%	24.47%	A	-13		
2025/03/14	8.620	No Trade	No Trade	78.20%	50	Research	85	99	Research Defon Sell	9.78%	21.41%	B	-14		
2025/03/17	8.490	No Trade	No Trade	63.86%	50	Research	85	97	Research Defon Sell	7.98%	20.43%	B	-12		
2025/03/18	8.450	No Trade	No Trade	59.42%	50	Research	85	97	Research Defon Sell	7.43%	20.03%	B	-9		

-1.976														-19.715		9.977	
Date	Price or Relative Price	Short_Term_ Radar	Medium_ Term_Radar	Caterpillar_ %	Wise_ Owl(Rnk)	324_Factor	Factor_324	Defcon _Index	Defcon _Index_Trade	Margin of Safety	75_Day_Mom	Trade_Rating (Guidance)	Trendsum				
2025/01/22	76.350	No Trade	No Trade	65.12%	50	Research	85	92	Research Defon Sell	19.65%	29.52%	B	29				
2025/01/23	77.000	No Trade	No Trade	68.58%	50	Research	85	93	Research Defon Sell	20.69%	30.18%	B	32				
2025/01/24	77.000	No Trade	No Trade	68.66%	50	Research	85	93	Research Defon Sell	20.72%	30.07%	B	35				
2025/01/27	76.000	No Trade	No Trade	63.71%	50	Research	85	91	Research Defon Sell	19.22%	28.70%	C	35				
2025/01/28	76.350	No Trade	No Trade	65.61%	50	Research	85	92	Research Defon Sell	19.79%	23.64%	C	34				
2025/01/29	77.100	No Trade	No Trade	69.59%	50	Research	85	93	Research Defon Sell	21.00%	22.67%	B	33				
2025/01/30	78.000	No Trade	No Trade	74.35%	50	Research	85	93	Research Defon Sell	22.43%	24.01%	B	34				
2025/01/31	77.950	No Trade	No Trade	74.17%	50	Research	85	93	Research Defon Sell	22.38%	22.27%	B	35				
2025/02/03	77.400	No Trade	No Trade	71.56%	50	Research	85	92	Research Defon Sell	21.59%	21.70%	B	36				
2025/02/04	76.950	No Trade	No Trade	69.30%	50	Research	85	92	Research Defon Sell	20.91%	21.28%	C	36				
2025/02/05	77.750	No Trade	No Trade	73.54%	50	Research	85	93	Research Defon Sell	22.19%	22.25%	B	34				
2025/02/06	78.650	No Trade	No Trade	78.32%	50	Research	85	94	Research Defon Sell	23.63%	23.08%	B	35				
2025/02/07	78.050	No Trade	No Trade	75.27%	50	Research	85	93	Research Defon Sell	22.71%	22.43%	B	38				
2025/02/10	78.150	No Trade	No Trade	76.04%	50	Research	85	93	Research Defon Sell	22.94%	21.07%	B	37				
2025/02/11	79.250	No Trade	No Trade	81.86%	50	Research	85	94	Research Defon Sell	24.70%	22.68%	B	38				
2025/02/12	80.350	No Trade	No Trade	87.69%	50	Research	85	95	Research Defon Sell	26.46%	26.04%	B	38				
2025/02/13	79.200	No Trade	No Trade	81.77%	50	Research	85	93	Research Defon Sell	24.67%	24.82%	B	38				
2025/02/14	78.800	No Trade	No Trade	79.77%	50	Research	85	93	Research Defon Sell	24.07%	24.88%	B	38				
2025/02/17	78.800	No Trade	No Trade	80.02%	50	Research	85	93	Research Defon Sell	24.14%	29.07%	B	38				
2025/02/18	79.750	No Trade	No Trade	85.06%	90	Research	170	94	Research Defon Sell	25.66%	31.28%	AA	36				
2025/02/19	76.200	Sell_Panda_ST	Sell_Panda_ST	66.61%	50	Research	170	0	Absolutely no Trade	20.10%	27.53%	B	32				
2025/02/20	75.200	Sell_Panda_ST	Sell_Panda_ST	61.46%	50	Research	170	0	Absolutely no Trade	18.54%	25.02%	B	26				
2025/02/21	74.850	Sell_Panda_ST	Sell_Panda_ST	59.71%	50	Research	170	0	Absolutely no Trade	18.02%	24.85%	B	21				
2025/02/24	75.200	Sell_Panda_ST	Sell_Panda_ST	61.78%	50	Research	170	0	Absolutely no Trade	18.64%	25.44%	B	15				
2025/02/25	73.950	No Trade	No Trade	55.33%	50	Research	170	0	Absolutely no Trade	16.69%	23.87%	B	9				
2025/02/26	75.400	No Trade	No Trade	62.99%	50	Research	170	0	Absolutely no Trade	19.00%	26.19%	B	5				
2025/02/27	74.250	No Trade	No Trade	57.05%	50	Research	170	0	Absolutely no Trade	17.21%	24.79%	B	1				
2025/02/28	73.850	No Trade	No Trade	55.04%	50	Research	170	0	Absolutely no Trade	16.61%	24.01%	B	-3				
2025/03/03	72.300	No Trade	No Trade	47.16%	50	Research	170	0	Absolutely no Trade	14.23%	16.61%	B	-6				
2025/03/04	71.900	No Trade	No Trade	45.14%	50	Research	170	0	Absolutely no Trade	13.62%	17.39%	B	-11				
2025/03/05	72.550	No Trade	No Trade	48.62%	50	Research	170	0	Absolutely no Trade	14.67%	21.12%	B	-15				
2025/03/06	72.450	No Trade	No Trade	48.18%	50	Research	170	0	Absolutely no Trade	14.54%	23.63%	B	-19				
2025/03/07	71.400	No Trade	No Trade	42.75%	50	Research	170	0	Absolutely no Trade	12.90%	22.58%	B	-23				
2025/03/10	70.900	No Trade	No Trade	40.36%	50	Research	170	0	Absolutely no Trade	12.18%	19.76%	B	-27				
2025/03/11	69.750	No Trade	No Trade	34.41%	30	Research	85	0	Absolutely no Trade	10.38%	17.23%	C	-31				
2025/03/12	70.150	No Trade	No Trade	36.58%	30	Research	85	0	Absolutely no Trade	11.04%	19.61%	C	-33				
2025/03/13	69.200	No Trade	No Trade	31.67%	30	Research	85	0	Absolutely no Trade	9.56%	19.93%	C	-35				
2025/03/14	69.900	No Trade	No Trade	35.42%	30	Research	85	0	Absolutely no Trade	10.69%	21.78%	C	-37				
2025/03/17	70.050	No Trade	No Trade	36.43%	30	Research	85	0	Absolutely no Trade	10.99%	24.31%	C	-38				
2025/03/18	70.400	No Trade	No Trade	38.35%	30	Research	85	0	Absolutely no Trade	11.57%	25.94%	C	-38				



Date	9 day	9 vs 21 day	33 day
2025/01/29	Buy_9day	Buy 9 vs 21	Buy 33_Day
2025/01/30	Buy_9day	Buy 9 vs 21	Buy 33_Day
2025/01/31	Buy_9day	Buy 9 vs 21	Buy 33_Day
2025/02/03	Buy_9day	Buy 9 vs 21	Buy 33_Day
2025/02/04	Sell_9day	Buy 9 vs 21	Buy 33_Day
2025/02/05	Buy_9day	Buy 9 vs 21	Buy 33_Day
2025/02/06	Buy_9day	Buy 9 vs 21	Buy 33_Day
2025/02/07	Buy_9day	Buy 9 vs 21	Buy 33_Day
2025/02/10	Buy_9day	Buy 9 vs 21	Buy 33_Day
2025/02/11	Buy_9day	Buy 9 vs 21	Buy 33_Day
2025/02/12	Buy_9day	Buy 9 vs 21	Buy 33_Day
2025/02/13	Buy_9day	Buy 9 vs 21	Buy 33_Day
2025/02/14	Buy_9day	Buy 9 vs 21	Buy 33_Day
2025/02/17	Buy_9day	Buy 9 vs 21	Buy 33_Day
2025/02/18	Buy_9day	Buy 9 vs 21	Buy 33_Day
2025/02/19	Sell_9day	Buy 9 vs 21	Buy 33_Day
2025/02/20	Sell_9day	Buy 9 vs 21	Sell 33_Day
2025/02/21	Sell_9day	Buy 9 vs 21	Sell 33_Day
2025/02/24	Sell_9day	Sell 9 vs 21	Sell 33_Day
2025/02/25	Sell_9day	Sell 9 vs 21	Sell 33_Day
2025/02/26	Sell_9day	Sell 9 vs 21	Sell 33_Day
2025/02/27	Sell_9day	Sell 9 vs 21	Sell 33_Day
2025/02/28	Sell_9day	Sell 9 vs 21	Sell 33_Day
2025/03/03	Sell_9day	Sell 9 vs 21	Sell 33_Day
2025/03/04	Sell_9day	Sell 9 vs 21	Sell 33_Day
2025/03/05	Sell_9day	Sell 9 vs 21	Sell 33_Day
2025/03/06	Sell_9day	Sell 9 vs 21	Sell 33_Day
2025/03/07	Sell_9day	Sell 9 vs 21	Sell 33_Day
2025/03/10	Sell_9day	Sell 9 vs 21	Sell 33_Day
2025/03/11	Sell_9day	Sell 9 vs 21	Sell 33_Day
2025/03/12	Sell_9day	Sell 9 vs 21	Sell 33_Day
2025/03/13	Sell_9day	Sell 9 vs 21	Sell 33_Day
2025/03/14	Sell_9day	Sell 9 vs 21	Sell 33_Day
2025/03/17	Sell_9day	Sell 9 vs 21	Sell 33_Day
2025/03/18	Sell_9day	Sell 9 vs 21	Sell 33_Day

Strategy Universe	Switzerland	Ascendant guidance	Trade	Strategy_Open Date	2025/02/14	Caterpillar Guidance	Trade
						(+) : Mom Days	3
						(-) : Mom Days	0
						Guided : Factor	9 vs 21 day
						324_Buy Guidance	0.0%
						324_Sell Guidance	79.1%
						Mom_75 (days)	25.9%
						9 vs 21 day	-3.26%
						Price vs 9 day	-0.09%

S
e
|
|

WDS.ASX

Woodside Energy Group Ltd

Energy

Australian Listing

Australia

Follow the " 3day to 5day waiting period " before entering the trade : understand the Graph, Trend and Variables

Price

Price

Individual Instrument

Individual Instrument

Individual Instrument

Market Cap : (B)

47 564

Plan your enrty levels. Focus on the process not the outcome. Expect further short-term deviation from the trade signal. "Patience"

Market Cap : (B)

0

Date	Price or Relative Price	Short_Term_ Radar	Medium_ Term_Radar	Caterpillar_ %	Wise_ Owl(Rnk)	324_Factor	Factor_324	Defcon _Index	Defcon _Index_Trade	Margin of Safety	75_Day_Mom	Trade_Rating (Guidance)	Trendsum
2025/01/22	2 521.000	No Trade	No Trade	45.66%	0	Absolutely No	0	0	Absolutely no Trade	5.86%	-6.00%	C	7
2025/01/23	2 443.000	No Trade	No Trade	20.78%	0	Absolutely No	0	0	Absolutely no Trade	2.67%	-8.30%	C	5
2025/01/24	2 448.000	No Trade	No Trade	23.05%	0	Absolutely No	0	0	Absolutely no Trade	2.96%	-8.11%	C	1
2025/01/27	2 438.000	No Trade	No Trade	21.66%	0	Absolutely No	0	0	Absolutely no Trade	2.78%	-5.17%	C	-3
2025/01/28	2 480.000	No Trade	No Trade	36.09%	0	Absolutely No	0	74	Absolutely no Trade	4.63%	-4.08%	C	-6
2025/01/29	2 483.000	No Trade	No Trade	39.61%	0	Absolutely No	0	74	Absolutely no Trade	4.84%	-4.24%	C	-8
2025/01/30	2 465.000	No Trade	No Trade	34.32%	0	Absolutely No	0	0	Absolutely no Trade	4.17%	-4.72%	C	-8
2025/01/31	2 471.000	No Trade	No Trade	50.02%	0	Absolutely No	0	74	Absolutely no Trade	4.50%	-0.84%	C	-9
2025/02/03	2 449.000	No Trade	No Trade	42.42%	0	Absolutely No	0	0	Absolutely no Trade	3.82%	-2.06%	C	-10
2025/02/04	2 469.500	No Trade	No Trade	53.00%	0	Absolutely No	0	0	Absolutely no Trade	4.77%	-1.38%	C	-10
2025/02/05	2 466.500	No Trade	No Trade	52.51%	0	Absolutely No	0	0	Absolutely no Trade	4.73%	0.06%	C	-12
2025/02/06	2 467.500	No Trade	No Trade	53.91%	0	Absolutely No	0	0	Absolutely no Trade	4.85%	0.18%	C	-13
2025/02/07	2 464.000	No Trade	No Trade	57.04%	0	Absolutely No	0	0	Absolutely no Trade	4.79%	-0.36%	C	-15
2025/02/10	2 461.000	No Trade	No Trade	58.51%	0	Absolutely No	0	0	Absolutely no Trade	4.91%	0.53%	C	-16
2025/02/11	2 474.500	No Trade	No Trade	66.37%	0	Absolutely No	0	74	Absolutely no Trade	5.57%	1.94%	C	-14
2025/02/12	2 482.000	No Trade	No Trade	71.19%	0	Absolutely No	0	74	Absolutely no Trade	5.97%	1.47%	C	-13
2025/02/13	2 482.000	No Trade	No Trade	72.20%	0	Research	85	74	Absolutely no Trade	6.06%	2.18%	C	-10
2025/02/14	2 455.000	No Trade	No Trade	59.45%	0	Absolutely No	0	0	Absolutely no Trade	4.99%	1.78%	C	-10
2025/02/17	2 337.000	No Trade	No Trade	2.19%	0	Absolutely No	0	-99	Research Defcon Buy	0.18%	-2.97%	C	-10
2025/02/18	2 325.000	No Trade	No Trade	2.37%	0	Absolutely No	0	-99	Research Defcon Buy	-0.25%	-2.39%	C	-11
2025/02/19	2 326.000	No Trade	No Trade	1.21%	0	Absolutely No	0	-99	Research Defcon Buy	-0.13%	-2.86%	C	-14
2025/02/20	2 335.000	No Trade	No Trade	4.05%	0	Absolutely No	0	-99	Research Defcon Buy	0.34%	-2.91%	C	-17
2025/02/21	2 321.000	No Trade	No Trade	1.72%	0	Absolutely No	0	-99	Research Defcon Buy	-0.18%	-2.56%	C	-18
2025/02/24	2 406.000	No Trade	No Trade	44.38%	0	Absolutely No	0	-96	Research Defcon Buy	3.72%	0.27%	C	-20
2025/02/25	2 492.500	No Trade	No Trade	89.84%	30	Research	85	75	Absolutely no Trade	7.54%	4.11%	C	-19
2025/02/26	2 501.000	No Trade	No Trade	95.25%	30	Research	85	75	Absolutely no Trade	7.99%	3.54%	C	-18
2025/02/27	2 491.000	No Trade	No Trade	91.14%	30	Research	85	75	Absolutely no Trade	7.65%	3.49%	C	-15
2025/02/28	2 477.000	No Trade	No Trade	84.97%	0	Research	85	74	Absolutely no Trade	7.13%	3.04%	C	-10
2025/03/03	2 459.000	No Trade	No Trade	78.78%	0	Research	85	0	Absolutely no Trade	6.61%	4.55%	C	-7
2025/03/04	2 423.000	No Trade	No Trade	61.19%	0	Absolutely No	0	0	Absolutely no Trade	5.14%	1.72%	C	-7
2025/03/05	2 286.000	No Trade	No Trade	6.89%	0	Absolutely No	0	-100	Research Defcon Buy	-0.73%	-4.07%	C	-9
2025/03/06	2 273.000	No Trade	No Trade	11.47%	0	Absolutely No	0	-100	Research Defcon Buy	-1.21%	-5.29%	C	-11
2025/03/07	2 249.000	No Trade	No Trade	20.59%	0	Absolutely No	0	-100	Research Defcon Buy	-2.18%	-8.47%	C	-13
2025/03/10	2 319.000	No Trade	No Trade	13.30%	0	Absolutely No	0	-97	Research Defcon Buy	1.12%	-5.00%	C	-16
2025/03/11	2 278.500	No Trade	No Trade	5.38%	0	Absolutely No	0	-99	Research Defcon Buy	-0.57%	-7.19%	C	-18
2025/03/12	2 284.000	No Trade	No Trade	2.34%	0	Absolutely No	0	-98	Research Defcon Buy	-0.25%	-9.26%	C	-20
2025/03/13	2 226.000	No Trade	No Trade	25.55%	0	Absolutely No	0	-100	Research Defcon Buy	-2.70%	-11.14%	C	-22
2025/03/14	2 238.000	No Trade	No Trade	19.83%	0	Absolutely No	0	-99	Research Defcon Buy	-2.10%	-9.14%	C	-22
2025/03/17	2 290.000	No Trade	No Trade	5.07%	0	Absolutely No	0	-97	Research Defcon Buy	0.43%	-6.24%	C	-22
2025/03/18	2 283.000	No Trade	No Trade	2.39%	0	Absolutely No	0	-97	Research Defcon Buy	0.20%	-6.89%	C	-23



Date	9 day	9 vs 21 day	33 day
2025/01/29	Sell_9day	Sell 9 vs 21	Buy 33_Day
2025/01/30	Sell_9day	Sell 9 vs 21	Sell 33_Day
2025/01/31	Sell_9day	Sell 9 vs 21	Sell 33_Day
2025/02/03	Sell_9day	Sell 9 vs 21	Sell 33_Day
2025/02/04	Buy_9day	Sell 9 vs 21	Sell 33_Day
2025/02/05	Buy_9day	Sell 9 vs 21	Sell 33_Day
2025/02/06	Buy_9day	Sell 9 vs 21	Sell 33_Day
2025/02/07	Sell_9day	Sell 9 vs 21	Sell 33_Day
2025/02/10	Sell_9day	Sell 9 vs 21	Sell 33_Day
2025/02/11	Buy_9day	Sell 9 vs 21	Sell 33_Day
2025/02/12	Buy_9day	Sell 9 vs 21	Sell 33_Day
2025/02/13	Buy_9day	Sell 9 vs 21	Sell 33_Day
2025/02/14	Sell_9day	Sell 9 vs 21	Sell 33_Day
2025/02/17	Sell_9day	Sell 9 vs 21	Sell 33_Day
2025/02/18	Sell_9day	Sell 9 vs 21	Sell 33_Day
2025/02/19	Sell_9day	Sell 9 vs 21	Sell 33_Day
2025/02/20	Sell_9day	Sell 9 vs 21	Sell 33_Day
2025/02/21	Sell_9day	Sell 9 vs 21	Sell 33_Day
2025/02/24	Buy_9day	Sell 9 vs 21	Sell 33_Day
2025/02/25	Buy_9day	Sell 9 vs 21	Buy 33_Day
2025/02/26	Buy_9day	Sell 9 vs 21	Buy 33_Day
2025/02/27	Buy_9day	Sell 9 vs 21	Buy 33_Day
2025/02/28	Buy_9day	Sell 9 vs 21	Buy 33_Day
2025/03/03	Buy_9day	Sell 9 vs 21	Buy 33_Day
2025/03/04	Sell_9day	Sell 9 vs 21	Sell 33_Day
2025/03/05	Sell_9day	Buy 9 vs 21	Sell 33_Day
2025/03/06	Sell_9day	Buy 9 vs 21	Sell 33_Day
2025/03/07	Sell_9day	Buy 9 vs 21	Sell 33_Day
2025/03/10	Sell_9day	Sell 9 vs 21	Sell 33_Day
2025/03/11	Sell_9day	Sell 9 vs 21	Sell 33_Day
2025/03/12	Sell_9day	Sell 9 vs 21	Sell 33_Day
2025/03/13	Sell_9day	Sell 9 vs 21	Sell 33_Day
2025/03/14	Sell_9day	Sell 9 vs 21	Sell 33_Day
2025/03/17	Buy_9day	Sell 9 vs 21	Sell 33_Day
2025/03/18	Buy_9day	Sell 9 vs 21	Sell 33_Day

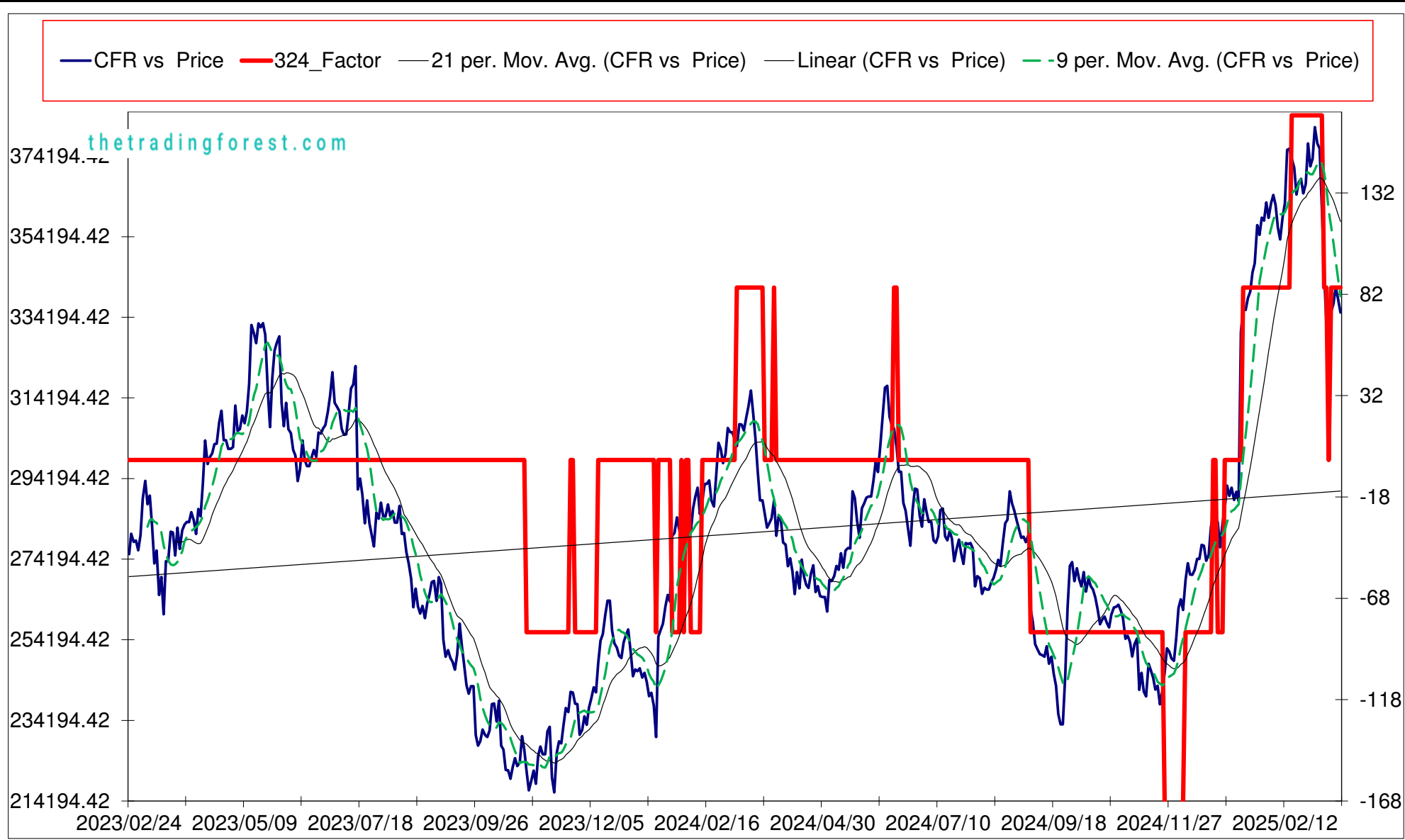
Strategy Universe	Australia	Ascendant guidance	Research	Strategy_Open Date	2025/02/14	Caterpillar Guidance	Trade	
<div><div><div>WDS.ASX</div><div>21 per. Mov. Avg. (WDS.ASX)</div><div>Linear (WDS.ASX)</div></div><div><div>Price</div><div>21 per. Mov. Avg. (Price)</div><div>Linear (Price)</div></div></div>							<div>(+) : Mom Days</div> <div>(-) : Mom Days</div> <div>Guided : Factor</div> <div>324_Buy Guidance</div> <div>324_Sell Guidance</div> <div>Mom_75 (days)</div> <div>9 vs 21 day</div> <div>Price vs 9 day</div>	<div>0</div> <div>11</div> <div>9 vs 21 day</div> <div>0.0%</div> <div>58.7%</div> <div>-6.9%</div> <div>-3.22%</div> <div>0.52%</div>

0

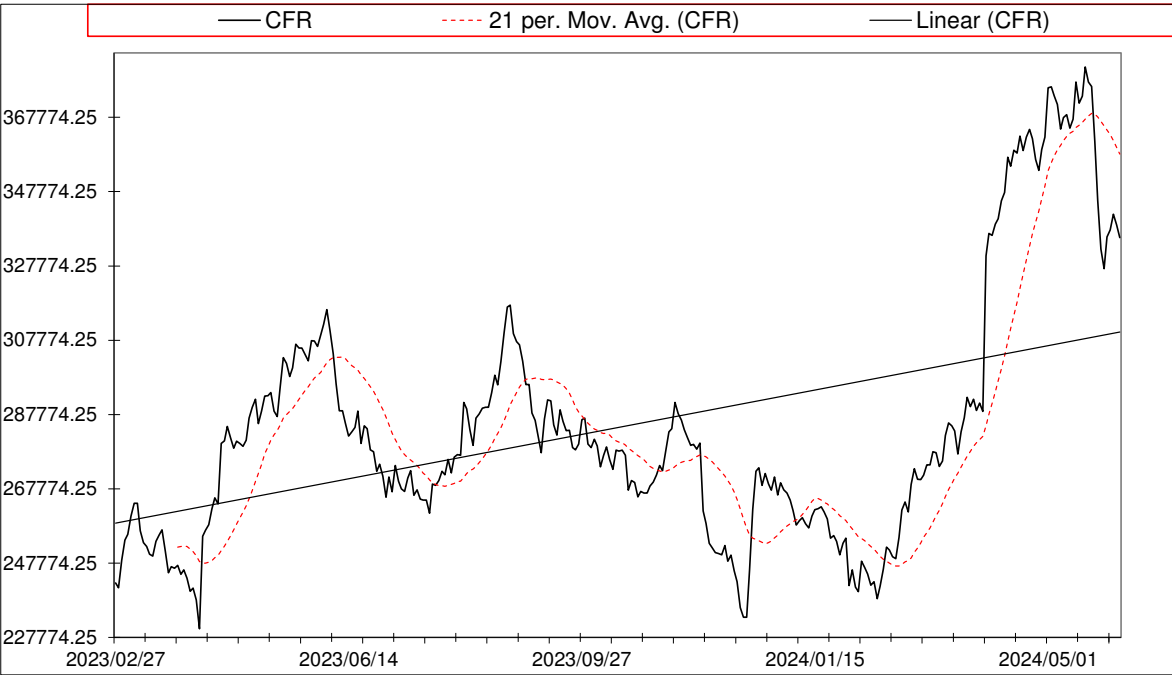
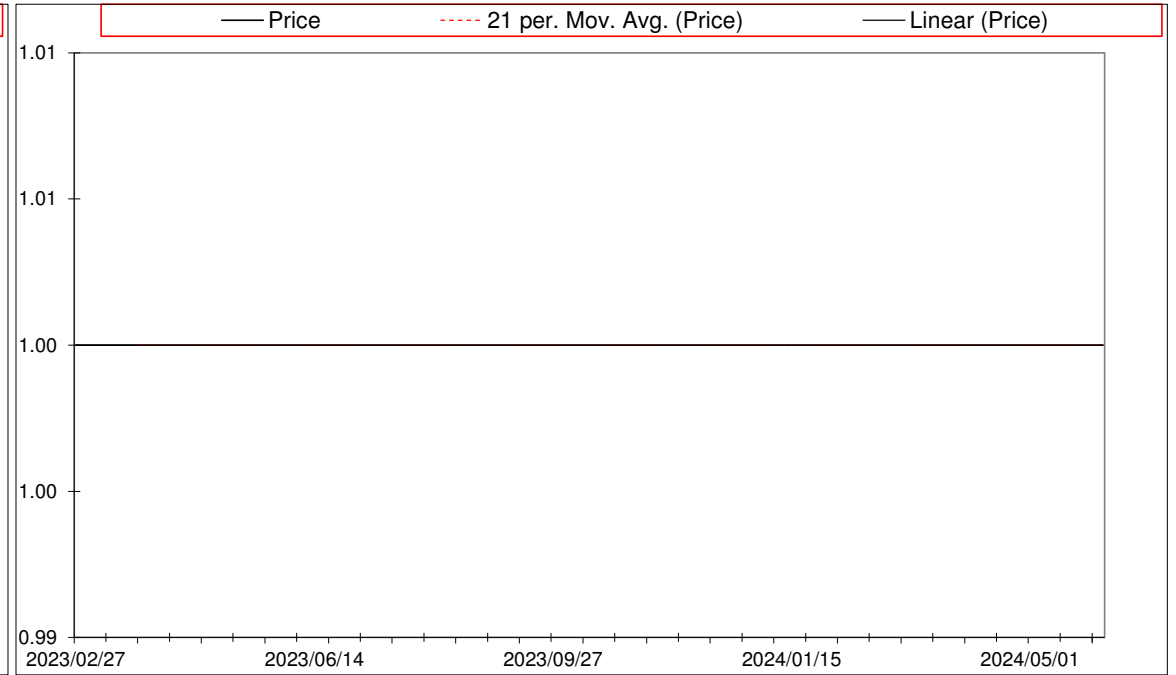
Plan your entry levels. Focus on the process not the outcome. Expect further short-term deviation from the trade signal. "Patience"

-17.651

Date	Price or	Short_Term_	Medium_	Caterpillar_	Wise_	324_Factor	Factor_324	Defcon	Defcon		Margin of	75_Day_Mom	Trade_Rating	Trendsum
	Relative Price	Radar	Term_Radar	%	Owl(Rnk)				_Index	_Index_Trade				
2025/01/22	340 511.000	No Trade	No Trade	67.95%	50	Research	85	100	Research	Defon Sell	11.86%	26.49%	A	28
2025/01/23	345 272.000	No Trade	No Trade	76.67%	50	Research	85	100	Research	Defon Sell	13.39%	29.10%	A	29
2025/01/24	347 559.000	No Trade	No Trade	80.73%	50	Research	85	100	Research	Defon Sell	14.10%	28.26%	A	30
2025/01/27	357 025.000	No Trade	No Trade	97.78%	60	Research	85	100	Research	Defon Sell	17.07%	34.15%	A	33
2025/01/28	354 615.000	No Trade	No Trade	93.01%	60	Research	85	99	Research	Defon Sell	16.24%	31.63%	A	35
2025/01/29	358 920.000	No Trade	No Trade	100.00%	60	Research	85	100	Research	Defon Sell	17.61%	34.18%	A	36
2025/01/30	358 163.000	No Trade	No Trade	98.35%	60	Research	85	100	Research	Defon Sell	17.32%	34.30%	A	38
2025/01/31	362 676.000	No Trade	No Trade	100.00%	60	Research	85	100	Research	Defon Sell	18.75%	36.99%	A	38
2025/02/03	358 826.000	No Trade	No Trade	92.58%	60	Research	85	99	Research	Defon Sell	17.36%	37.02%	B	38
2025/02/04	362 500.000	No Trade	No Trade	98.76%	60	Research	85	100	Research	Defon Sell	18.52%	40.46%	A	38
2025/02/05	364 500.000	No Trade	No Trade	100.00%	60	Research	85	100	Research	Defon Sell	19.13%	40.61%	A	40
2025/02/06	362 000.000	No Trade	No Trade	95.50%	60	Research	85	99	Research	Defon Sell	18.27%	39.24%	A	40
2025/02/07	356 435.000	No Trade	No Trade	85.77%	60	Research	85	98	Research	Defon Sell	16.41%	37.94%	B	38
2025/02/10	353 517.000	Sell_Panda_ST	No Trade	80.12%	50	Research	85	97	Research	Defon Sell	15.33%	37.43%	B	36
2025/02/11	359 061.000	Sell_Panda_ST	No Trade	89.35%	60	Research	85	99	Research	Defon Sell	17.09%	37.84%	B	31
2025/02/12	362 500.000	No Trade	No Trade	94.99%	50	Research	85	99	Research	Defon Sell	18.17%	38.25%	A	26
2025/02/13	375 743.000	No Trade	No Trade	100.00%	50	Research	85	100	Research	Defon Sell	22.44%	43.20%	A	25
2025/02/14	376 001.000	No Trade	No Trade	100.00%	50	Research	85	100	Research	Defon Sell	22.48%	43.01%	A	23
2025/02/17	373 611.000	No Trade	No Trade	95.94%	90	Research	170	99	Research	Defon Sell	21.57%	42.85%	AAA	24
2025/02/18	371 257.000	No Trade	No Trade	92.34%	90	Research	170	99	Research	Defon Sell	20.76%	42.99%	AAA	24
2025/02/19	364 641.000	No Trade	No Trade	82.57%	90	Research	170	97	Research	Defon Sell	18.56%	43.30%	AA	23
2025/02/20	367 676.000	No Trade	No Trade	86.77%	90	Research	170	98	Research	Defon Sell	19.51%	44.10%	AAA	21
2025/02/21	368 504.000	Sell_Panda_ST	No Trade	87.77%	90	Research	170	98	Research	Defon Sell	19.73%	45.27%	AAA	19
2025/02/24	364 900.000	Sell_Panda_ST	No Trade	81.98%	75	Research	170	97	Research	Defon Sell	18.43%	45.93%	AA	19
2025/02/25	367 300.000	Sell_Panda_ST	No Trade	85.25%	90	Research	170	98	Research	Defon Sell	19.17%	45.12%	AAA	16
2025/02/26	377 297.000	No Trade	No Trade	99.48%	90	Research	170	100	Research	Defon Sell	22.36%	48.25%	AAA	15
2025/02/27	371 632.000	No Trade	No Trade	91.11%	90	Research	170	98	Research	Defon Sell	20.48%	53.70%	AAA	15
2025/02/28	373 471.000	No Trade	No Trade	93.57%	90	Research	170	99	Research	Defon Sell	21.04%	51.82%	AAA	14
2025/03/03	381 333.000	No Trade	No Trade	100.00%	90	Research	170	100	Research	Defon Sell	23.45%	58.03%	AAA	16
2025/03/04	377 282.000	No Trade	No Trade	94.22%	90	Research	170	99	Research	Defon Sell	22.09%	57.11%	AAA	20
2025/03/05	376 041.000	No Trade	No Trade	92.32%	90	Research	170	99	Research	Defon Sell	21.65%	51.46%	AAA	23
2025/03/06	361 146.000	Sell_Panda_ST	Sell_Panda_ST	71.58%	50	Research	170	0	Absolutely	no Trade	16.79%	46.45%	B	22
2025/03/07	345 412.000	Sell_Panda_ST	Sell_Panda_ST	49.71%	0	Research	85	0	Absolutely	no Trade	11.66%	41.09%	C	18
2025/03/10	332 297.000	Sell_Panda_ST	Sell_Panda_ST	31.13%	0	Research	85	0	Absolutely	no Trade	7.30%	37.41%	C	13
2025/03/11	327 089.000	No Trade	No Trade	23.80%	0	Absolutely No	0	0	Absolutely	no Trade	5.58%	34.72%	C	8
2025/03/12	335 599.000	No Trade	No Trade	35.34%	0	Research	85	0	Absolutely	no Trade	8.29%	40.89%	C	2
2025/03/13	337 489.000	No Trade	No Trade	37.78%	0	Research	85	0	Absolutely	no Trade	8.86%	39.69%	C	-2
2025/03/14	341 670.000	No Trade	No Trade	43.36%	0	Research	85	0	Absolutely	no Trade	10.17%	38.81%	C	-5
2025/03/17	338 828.000	No Trade	No Trade	38.94%	0	Research	85	0	Absolutely	no Trade	9.13%	34.42%	C	-7
2025/03/18	335 383.000	No Trade	No Trade	34.04%	0	Research	85	0	Absolutely	no Trade	7.98%	33.46%	C	-6



Date	9 day	9 vs 21 day	33 day
2025/01/29	Buy_9day	Buy 9 vs 21	Buy 33_Day
2025/01/30	Buy_9day	Buy 9 vs 21	Buy 33_Day
2025/01/31	Buy_9day	Buy 9 vs 21	Buy 33_Day
2025/02/03	Buy_9day	Buy 9 vs 21	Buy 33_Day
2025/02/04	Buy_9day	Buy 9 vs 21	Buy 33_Day
2025/02/05	Buy_9day	Buy 9 vs 21	Buy 33_Day
2025/02/06	Buy_9day	Buy 9 vs 21	Buy 33_Day
2025/02/07	Sell_9day	Buy 9 vs 21	Buy 33_Day
2025/02/10	Sell_9day	Buy 9 vs 21	Buy 33_Day
2025/02/11	Sell_9day	Buy 9 vs 21	Buy 33_Day
2025/02/12	Buy_9day	Buy 9 vs 21	Buy 33_Day
2025/02/13	Buy_9day	Buy 9 vs 21	Buy 33_Day
2025/02/14	Buy_9day	Buy 9 vs 21	Buy 33_Day
2025/02/17	Buy_9day	Buy 9 vs 21	Buy 33_Day
2025/02/18	Buy_9day	Buy 9 vs 21	Buy 33_Day
2025/02/19	Sell_9day	Buy 9 vs 21	Buy 33_Day
2025/02/20	Buy_9day	Buy 9 vs 21	Buy 33_Day
2025/02/21	Sell_9day	Buy 9 vs 21	Buy 33_Day
2025/02/24	Sell_9day	Buy 9 vs 21	Buy 33_Day
2025/02/25	Sell_9day	Buy 9 vs 21	Buy 33_Day
2025/02/26	Buy_9day	Buy 9 vs 21	Buy 33_Day
2025/02/27	Buy_9day	Buy 9 vs 21	Buy 33_Day
2025/02/28	Buy_9day	Buy 9 vs 21	Buy 33_Day
2025/03/03	Buy_9day	Buy 9 vs 21	Buy 33_Day
2025/03/04	Buy_9day	Buy 9 vs 21	Buy 33_Day
2025/03/05	Buy_9day	Buy 9 vs 21	Buy 33_Day
2025/03/06	Sell_9day	Buy 9 vs 21	Sell 33_Day
2025/03/07	Sell_9day	Buy 9 vs 21	Sell 33_Day
2025/03/10	Sell_9day	Sell 9 vs 21	Sell 33_Day
2025/03/11	Sell_9day	Sell 9 vs 21	Sell 33_Day
2025/03/12	Sell_9day	Sell 9 vs 21	Sell 33_Day
2025/03/13	Sell_9day	Sell 9 vs 21	Sell 33_Day
2025/03/14	Sell_9day	Sell 9 vs 21	Sell 33_Day
2025/03/17	Sell_9day	Sell 9 vs 21	Sell 33_Day
2025/03/18	Sell_9day	Sell 9 vs 21	Sell 33_Day

Strategy Universe		JSE	Ascendant guidance		Trade	Strategy_Open Date	2025/02/14	Caterpillar Guidance	Trade	
<div><div><div>—CFR</div><div>----- 21 per. Mov. Avg. (CFR)</div><div>—Linear (CFR)</div></div></div> <div><div><div>—Price</div><div>----- 21 per. Mov. Avg. (Price)</div><div>—Linear (Price)</div></div></div>									(+) : Mom Days	61
									(-) : Mom Days	0
									Guided : Factor	33 day
									324_Buy Guidance	0.0%
									324_Sell Guidance	88.0%
									Mom_75 (days)	33.5%
									9 vs 21 day	-5.16%
									Price vs 9 day	-1.19%

S
e
l
l

ALK.NYS

Alaska Air Group

Industrial

Airlines

New York

Market Cap : (B)

6 654

Price

Price

Individual Instrument

Individual Instrument

Individual Instrument

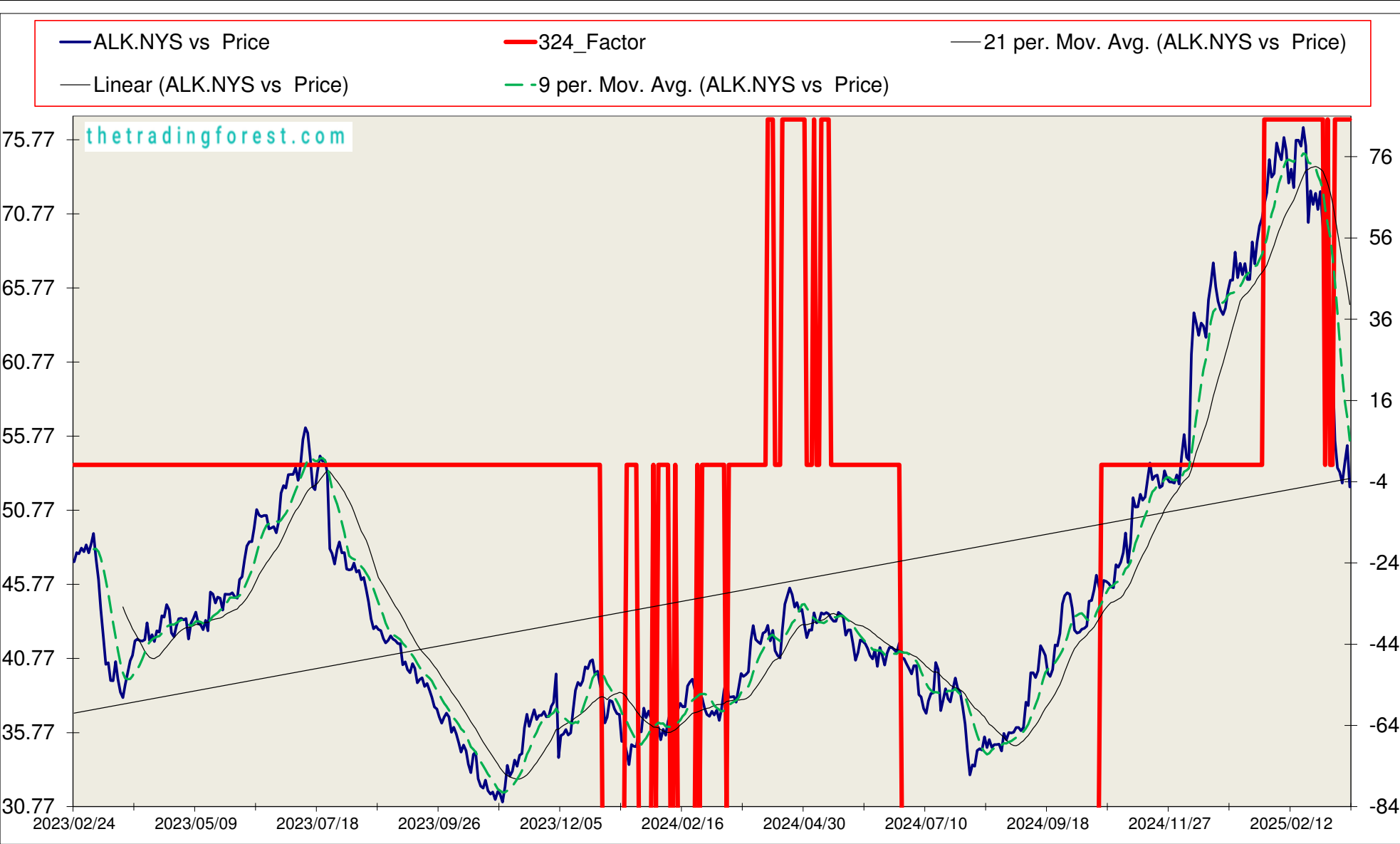
Market Cap : (B)

0


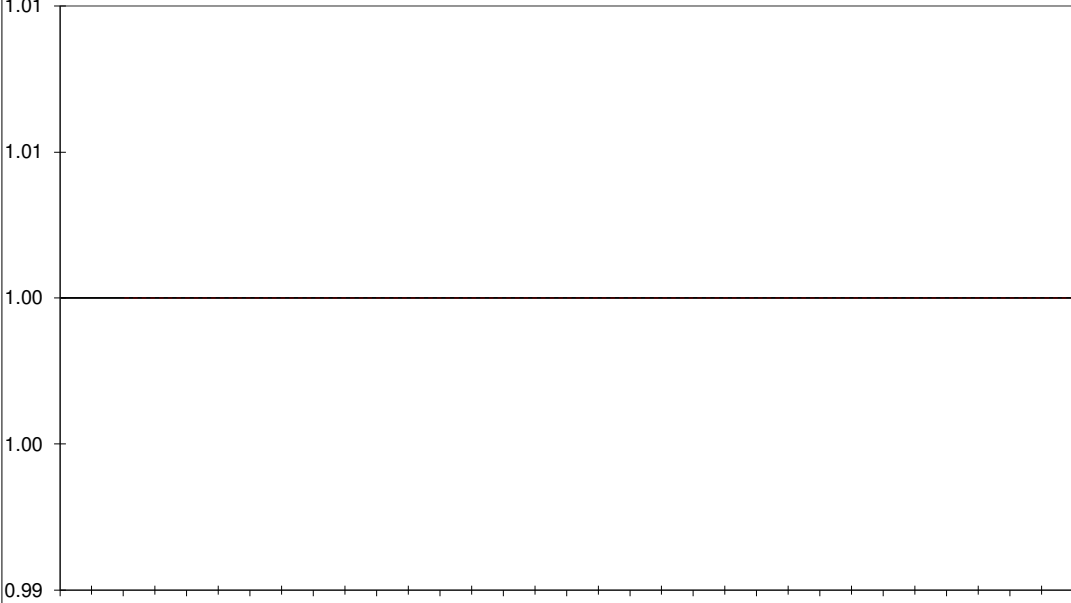
Follow the " 3day to 5day waiting period " before entering the trade : understand the Graph, Trend and Variables

Plan your enrty levels. Focus on the process not the outcome. Expect further short-term deviation from the trade signal. "Patience"

-2.231										109.276					-48.988	
Date	Price or Relative Price	Short_Term_ Radar	Medium_ Term_Radar	Caterpillar_ %	Wise_ Owl(Rnk)	324_Factor	Factor_324	Defcon _Index	Defcon _Index_Trade	Margin of Safety	75_Day_Mom	Trade_Rating (Guidance)	Trendsum			
2025/01/22	67.400	No Trade	No Trade	44.13%	0	Absolutely No	0	98	Research Defon Sell	14.61%	57.92%	C	12			
2025/01/23	68.850	No Trade	No Trade	51.17%	0	Absolutely No	0	100	Research Defon Sell	16.93%	62.08%	C	9			
2025/01/24	69.950	No Trade	No Trade	56.39%	0	Absolutely No	0	100	Research Defon Sell	18.66%	64.43%	C	8			
2025/01/27	70.460	No Trade	No Trade	57.74%	0	Absolutely No	0	100	Research Defon Sell	19.11%	64.86%	C	10			
2025/01/28	71.410	No Trade	No Trade	62.16%	50	Research	85	100	Research Defon Sell	20.57%	66.85%	A	14			
2025/01/29	72.200	No Trade	No Trade	65.76%	50	Research	85	100	Research Defon Sell	21.76%	68.06%	A	18			
2025/01/30	74.430	No Trade	No Trade	76.68%	50	Research	85	100	Research Defon Sell	25.38%	66.77%	A	22			
2025/01/31	73.250	No Trade	No Trade	70.24%	50	Research	85	98	Research Defon Sell	23.25%	63.91%	B	24			
2025/02/03	73.490	No Trade	No Trade	70.16%	50	Research	85	99	Research Defon Sell	23.22%	61.87%	B	25			
2025/02/04	75.550	No Trade	No Trade	80.15%	50	Research	85	100	Research Defon Sell	26.53%	62.86%	A	27			
2025/02/05	74.910	No Trade	No Trade	76.47%	50	Research	85	99	Research Defon Sell	25.31%	64.10%	A	28			
2025/02/06	74.410	No Trade	No Trade	73.51%	50	Research	85	98	Research Defon Sell	24.33%	65.58%	B	28			
2025/02/07	75.920	No Trade	No Trade	80.69%	50	Research	85	100	Research Defon Sell	26.71%	64.90%	A	30			
2025/02/10	75.060	No Trade	No Trade	75.05%	50	Research	85	99	Research Defon Sell	24.84%	63.24%	B	31			
2025/02/11	72.850	No Trade	No Trade	63.52%	50	Research	85	96	Research Defon Sell	21.02%	58.96%	B	29			
2025/02/12	73.780	Sell_Panda_ST	No Trade	67.76%	50	Research	85	97	Research Defon Sell	22.43%	61.76%	B	28			
2025/02/13	72.540	Sell_Panda_ST	No Trade	61.13%	50	Research	85	96	Research Defon Sell	20.23%	59.29%	B	25			
2025/02/14	75.740	No Trade	No Trade	76.72%	50	Research	85	100	Research Defon Sell	25.39%	60.81%	A	22			
2025/02/17	75.740	No Trade	No Trade	75.42%	50	Research	85	100	Research Defon Sell	24.96%	61.39%	A	17			
2025/02/18	75.340	No Trade	No Trade	73.00%	50	Research	85	99	Research Defon Sell	24.16%	59.38%	A	12			
2025/02/19	76.600	No Trade	No Trade	78.83%	50	Research	85	100	Research Defon Sell	26.09%	59.88%	A	11			
2025/02/20	75.360	No Trade	No Trade	72.24%	50	Research	85	98	Research Defon Sell	23.91%	53.08%	B	11			
2025/02/21	70.180	No Trade	No Trade	46.11%	0	Research	85	0	Absolutely no Trade	15.26%	48.59%	C	9			
2025/02/24	72.320	No Trade	No Trade	55.51%	0	Research	85	0	Absolutely no Trade	18.37%	48.93%	C	8			
2025/02/25	71.400	No Trade	No Trade	50.56%	0	Research	85	0	Absolutely no Trade	16.73%	38.32%	C	4			
2025/02/26	72.160	No Trade	No Trade	53.91%	0	Research	85	0	Absolutely no Trade	17.84%	41.52%	C	2			
2025/02/27	71.070	No Trade	No Trade	48.13%	0	Research	85	0	Absolutely no Trade	15.93%	39.35%	C	-1			
2025/02/28	72.280	No Trade	No Trade	53.70%	0	Research	85	0	Absolutely no Trade	17.77%	39.40%	C	-3			
2025/03/03	69.900	No Trade	No Trade	40.82%	0	Research	85	0	Absolutely no Trade	13.51%	35.86%	C	-7			
2025/03/04	65.300	No Trade	No Trade	17.89%	0	Absolutely No	0	0	Absolutely no Trade	5.92%	26.38%	C	-12			
2025/03/05	66.300	No Trade	No Trade	22.42%	0	Research	85	0	Absolutely no Trade	7.42%	25.38%	C	-16			
2025/03/06	62.200	No Trade	No Trade	2.01%	0	Absolutely No	0	0	Absolutely no Trade	0.67%	15.27%	C	-18			
2025/03/07	60.640	No Trade	No Trade	6.56%	0	Absolutely No	0	0	Absolutely no Trade	-1.97%	14.78%	C	-20			
2025/03/10	55.470	No Trade	No Trade	35.42%	0	Research	85	0	Absolutely no Trade	-10.63%	4.50%	C	-22			
2025/03/11	53.640	No Trade	No Trade	45.57%	0	Research	85	-42	Absolutely no Trade	-13.67%	0.94%	C	-25			
2025/03/12	53.340	No Trade	No Trade	47.49%	0	Research	85	-43	Absolutely no Trade	-14.25%	1.99%	C	-29			
2025/03/13	52.600	No Trade	No Trade	51.77%	30	Research	85	-45	Absolutely no Trade	-15.53%	0.34%	C	-33			
2025/03/14	53.940	No Trade	No Trade	44.92%	30	Research	85	-41	Absolutely no Trade	-13.48%	0.94%	C	-37			
2025/03/17	55.150	No Trade	No Trade	39.43%	30	Research	85	-37	Absolutely no Trade	-11.83%	4.19%	C	-39			
2025/03/18	52.340	No Trade	No Trade	54.71%	30	Research	85	-46	Absolutely no Trade	-16.42%	-0.65%	C	-39			



Date	9 day	9 vs 21 day	33 day
2025/01/29	Buy_9day	Buy 9 vs 21	Buy 33_Day
2025/01/30	Buy_9day	Buy 9 vs 21	Buy 33_Day
2025/01/31	Buy_9day	Buy 9 vs 21	Buy 33_Day
2025/02/03	Buy_9day	Buy 9 vs 21	Buy 33_Day
2025/02/04	Buy_9day	Buy 9 vs 21	Buy 33_Day
2025/02/05	Buy_9day	Buy 9 vs 21	Buy 33_Day
2025/02/06	Buy_9day	Buy 9 vs 21	Buy 33_Day
2025/02/07	Buy_9day	Buy 9 vs 21	Buy 33_Day
2025/02/10	Buy_9day	Buy 9 vs 21	Buy 33_Day
2025/02/11	Sell_9day	Buy 9 vs 21	Buy 33_Day
2025/02/12	Sell_9day	Buy 9 vs 21	Buy 33_Day
2025/02/13	Sell_9day	Buy 9 vs 21	Buy 33_Day
2025/02/14	Buy_9day	Buy 9 vs 21	Buy 33_Day
2025/02/17	Buy_9day	Buy 9 vs 21	Buy 33_Day
2025/02/18	Buy_9day	Buy 9 vs 21	Buy 33_Day
2025/02/19	Buy_9day	Buy 9 vs 21	Buy 33_Day
2025/02/20	Buy_9day	Buy 9 vs 21	Buy 33_Day
2025/02/21	Sell_9day	Buy 9 vs 21	Sell 33_Day
2025/02/24	Sell_9day	Buy 9 vs 21	Buy 33_Day
2025/02/25	Sell_9day	Sell 9 vs 21	Sell 33_Day
2025/02/26	Sell_9day	Sell 9 vs 21	Buy 33_Day
2025/02/27	Sell_9day	Sell 9 vs 21	Sell 33_Day
2025/02/28	Sell_9day	Sell 9 vs 21	Buy 33_Day
2025/03/03	Sell_9day	Sell 9 vs 21	Sell 33_Day
2025/03/04	Sell_9day	Sell 9 vs 21	Sell 33_Day
2025/03/05	Sell_9day	Sell 9 vs 21	Sell 33_Day
2025/03/06	Sell_9day	Sell 9 vs 21	Sell 33_Day
2025/03/07	Sell_9day	Sell 9 vs 21	Sell 33_Day
2025/03/10	Sell_9day	Sell 9 vs 21	Sell 33_Day
2025/03/11	Sell_9day	Sell 9 vs 21	Sell 33_Day
2025/03/12	Sell_9day	Sell 9 vs 21	Sell 33_Day
2025/03/13	Sell_9day	Sell 9 vs 21	Sell 33_Day
2025/03/14	Sell_9day	Sell 9 vs 21	Sell 33_Day
2025/03/17	Sell_9day	Sell 9 vs 21	Sell 33_Day
2025/03/18	Sell_9day	Sell 9 vs 21	Sell 33_Day

Strategy Universe		NYSE	Ascendant guidance		Research	Strategy_Open Date	2025/02/28	Caterpillar Guidance	Trade	
<div>— ALK.NYS</div> <div>--- 21 per. Mov. Avg. (ALK.NYS)</div> <div>— Linear (ALK.NYS)</div>			<div>— Price</div> <div>--- 21 per. Mov. Avg. (Price)</div> <div>— Linear (Price)</div>				<div>(+) : Mom Days</div> <div>(-) : Mom Days</div> <div>Guided : Factor</div> <div>324_Buy Guidance</div> <div>324_Sell Guidance</div> <div>Mom_75 (days)</div> <div>9 vs 21 day</div> <div>Price vs 9 day</div>		<div>0</div> <div>1</div> <div>9 vs 21 day</div> <div>31.6%</div> <div>0.0%</div> <div>-0.6%</div> <div>-14.18%</div> <div>-5.66%</div>	