

Wednesday, 19 March 2025

Daily TradeGuidance



Date	Code_A	Code_B	Strategy	Factor_324	Defcon_ Index	Mom_75 (days)	Wise_Owl	Wise_Owl (Rnk)	Name of Instrument	Caterpillar_G uidance	Trade_Rating (Guidance)
2025/02/25	EIX.NYS	CNP.NYS	Pairs	-170	-98	-45.50%	400	100	Edison International _ vs _ CenterPoint Energy	Trade	_ Buy
2025/02/25	PCG.NYS	CNP.NYS	Pairs	-170	-98	-33.29%	390	90	Pacific Gas & Electric Co. _ vs _ CenterPoint Energy	Trade	_ Buy
2025/02/25	DTE.ETR	IBE.MAD	Pairs	170	98	16.82%	380	90	Deutsche Telekom N Ag _ vs _ Iberdrola S.A.	Research	_ Sell
2025/02/25	CFR.SWX	EXH7.ETR	Relative	170	99	27.43%	370	90	Compagnie Financiere Richemont Sa vs iShares :Personal & Househld Goods	Trade	_ Sell
2025/02/24	KHC.NAS	STZ.NYS	Pairs	170	96	24.01%	370	90	Kraft Heinz _ vs _ Constellation Brands	Trade	_ Sell
2025/02/24	SPNO.CSE	Price	Individual	170	99	54.67%	320	60	Spar Nord Bank	Absolutely No	_ Sell
2025/02/21	PEP.NAS	STZ.NYS	Pairs	170	98	25.72%	360	75	PepsiCo _ vs _ Constellation Brands	Research	_ Sell
2025/02/21	CNI.NYS	EIX.NYS	Pairs	170	98	49.50%	370	90	Canadian National Railway Company _ vs _ Edison International	Trade	_ Sell
2025/02/21	DIS.NYS	OMC.NYS	Pairs	170	98	40.51%	370	90	Walt Disney Company (The) _ vs _ Omnicom Group	Trade	_ Sell
2025/02/21	OMC.NYS	XLC.ARC	Relative	-170	-98	-27.83%	400	100	Omnicom Group _ vs _SPDR :Communication Services ETF	Trade	_ Buy
2025/02/20	PEG.NYS	EIX.NYS	Pairs	170	98	51.59%	370	90	Public Service Enterprise Group _ vs _ Edison International	Trade	_ Sell
2025/02/20	V.NYS	OEF.ARC	Relative	170	96	11.64%	400	100	Visa Inc. vs S&P 100 ETF	Trade	_ Sell
2025/02/20	LEN.NYS	XHB.ARC	Relative	-170	-98	-20.29%	380	90	Lennar _ vs _SPDR : Homebuilders ETF	Research	_ Buy
2025/02/20	EIX.NYS	XLU.ARC	Relative	-170	-98	-37.72%	400	100	Edison International _ vs _SPDR : Utilities ETF	Trade	_ Buy
2025/02/20	BEI.ETR	CFR.SWX	Pairs	-170	-98	-28.58%	400	100	Beiersdorf Ag _ vs _ Compagnie Financiere Richemont Sa	Trade	_ Buy
2025/02/20	GIVN.SWX	RMS.PAR	Pairs	-170	-98	-28.34%	370	90	Givaudan Sa _ vs _ Hermes International	Trade	_ Buy
2025/02/20	PUM.ETR	RMS.PAR	Pairs	-170	-98	-46.75%	400	100	Puma Se _ vs _ Hermes International	Trade	_ Buy
2025/02/19	BDX.NYS	HOLX.NAS	Pairs	170	95	22.71%	370	90	Becton Dickinson _ vs _ Hologic	Trade	_ Sell
2025/02/19	FE.NYS	AEE.NYS	Pairs	-170	-98	-13.51%	370	90	FirstEnergy _ vs _ Ameren	Apply Caution	_ Buy
2025/02/19	CPB.NYS	XLP.ARC	Relative	-170	-99	-18.62%	390	90	Campbell Soup Company _ vs _SPDR : Consumer Staples ETF	Trade	_ Buy

Wednesday, 19 March 2025

Daily TradeGuidance



Date	Code_A	Code_B	Strategy	Factor_324	Defcon_ Index	Mom_75 (days)	Wise_Owl	Wise_Owl (Rnk)	Name of Instrument	Caterpillar_ Guidance	Trade_Rating (Guidance)
2025/02/19	DIE.BRU	ISS.CSE	Pairs	-170	-98	-26.52%	390	90	D'leteren Sa _ vs _ Iss A/S	Trade	_ Buy
2025/02/18	SYI.NYS	BF.B.NYS	Pairs	170	98	38.55%	360	75	Sysco Corporation _ vs _ Brown-Forman	Research	_ Sell
2025/02/18	EIX.NYS	PPL.NYS	Pairs	-170	-98	-41.90%	400	100	Edison International _ vs _ PPL Corporation	Trade	_ Buy
2025/02/18	DOW.NYS	JPM.NYS	Pairs	-170	-98	-35.47%	390	90	Dow Inc. _ vs _ JPMorgan Chase & Co.	Research	_ Buy
2025/02/17	SBUX.NAS	KMB.NYS	Pairs	170	97	17.17%	390	90	Starbucks _ vs _ Kimberly-Clark	Trade	_ Sell
2025/02/17	PCG.NYS	EIX.NYS	Pairs	170	98	26.21%	400	100	Pacific Gas & Electric Co. _ vs _ Edison International	Trade	_ Sell
2025/02/17	JPM.NYS	OEF.ARC	Relative	170	98	17.19%	390	90	JPMorgan Chase & Co vs S&P 100 ETF	Research	_ Sell
2025/02/17	CAL.NYS	XRT.ARC	Relative	-170	-98	-46.29%	400	100	Caleres Inc. _ vs _ SPDR : Retail ETF	Trade	_ Buy
2025/02/17	CPR.MTA	MOWI.OSL	Pairs	-170	-98	-40.01%	390	90	Compass Group Plc _ vs _ Mowi Asa	Research	_ Buy
2025/02/17	DIE.BRU	EXP.N.LSE	Pairs	-170	-98	-17.16%	390	90	D'leteren Sa _ vs _ Experian Plc	Trade	_ Buy
2025/02/14	MCD.NYS	HSY.NYS	Pairs	170	98	20.40%	360	75	McDonald's Corporation _ vs _ Hershey's	Research	_ Sell
2025/02/13	PG.NYS	CPB.NYS	Pairs	170	98	23.94%	380	90	Procter & Gamble _ vs _ Campbell Soup Company	Research	_ Sell
2025/02/13	LMT.NYS	NOC.NYS	Pairs	-170	-95	-11.77%	390	90	Lockheed Martin _ vs _ Northrop Grumman	Trade	_ Buy
2025/02/13	PSA.NYS	CBRE.NYS	Pairs	-170	-98	-17.06%	360	75	Public Storage _ vs _ CBRE Group	Research	_ Buy
2025/02/13	PCG.NYS	AEE.NYS	Pairs	-170	-98	-30.45%	400	100	Pacific Gas & Electric Co. _ vs _ Ameren	Trade	_ Buy
2025/02/13	SRE.NYS	ETR.NYS	Pairs	-170	-98	-19.19%	380	90	Sempra Energy _ vs _ Entergy	Research	_ Buy
2025/02/13	CINF.NAS	XLF.ARC	Relative	-170	-98	-12.40%	400	100	Cincinnati Financial _ vs _ SPDR : Financial ETF	Trade	_ Buy
2025/02/13	MBG.ETR	RMS.PAR	Pairs	-170	-98	-22.61%	380	90	Mercedes-Benz Group Ag _ vs _ Hermes International	Research	_ Buy
2025/02/13	RMS.PAR	CSX5.LSE	Relative	170	98	19.68%	370	90	Hermes International vs Euro SX50 Index	Trade	_ Sell
2025/02/12	DVN.NYS	CTRA.NYS	Pairs	-170	-98	-25.16%	400	100	Devon Energy _ vs _ Coterra	Trade	_ Buy

Guidance to understanding our "Proprietary Signals and Reports"



Our Trading Reports are comprehensive and detailed - visit our Educational Library of videos at "[TheTradingForest.com](https://www.thetradingforest.com)" [for premium members] for a detailed explanation of our approach to trading.

Summary of our Analysis

Contribution to the Trade Decision

Guided Factor

This places the time frame of the current trade into perspective - our leading indicators have brought this trade to your attention. You will be guided by the 9day vs 21day, 33 day and 66 day. **From a practical perspective once you see a "guided factor of either a 33 day or 66 day" you actually relax and plan your trade !**

Ascendant Guidance

There are two forms of "Risk" - **Uncertainty** and **Exposure** ! The Ascendant Guidance focuses on the uncertainty part of the trade. We recommend that until a trader understands their own risk tolerance level only trades with an Ascendant Guidance levels of **Trade** and or **Research** are considered.

Wise_Owl (Rnk)

Focus on "**Wise_Owl(Rnk)**" levels of closer to 90 & 100 - the "**Wise_Owl(Rnk)**" needed to have a value of **90** and above at least within the last five to seven trading days of the "trade alert signal - panda signals".

Trade_Rating Guidance

There is no substitute for **Quality** - only consider Trades with a "**Trade_rating (Guidance)**" of **AA** & **AAA** within the last five to 7 trading days of the "**trade alert signal - panda signals**".

Guidance to understanding our "Proprietary Signals and Reports"



Defcon_Index



Get a decent understanding of the "**current form**" of the variable - how close are the values to either the minimum or maximum values. Be guided by the "**Defcon_Index**". Values of **> 95** are recommended for **Sell Signals** and Values of **<-95** are recommended for **Buy signals**.

324_Factor



Manipulate the "**odds in your favour**" - Search and Research the trades that have a 324_Factor of **+170** for a **sell signal** and **- 170** for a **buy signal**.

Margin of Safety and
75_Day_
Mom



Reaching the pinnacle of any challenge is about "small margins" and making the correct informed decisions. The relationship between the "**Margin of Safety**" and "**75_Day_Mom**" allows us to review the trade from a performance and risk perspective.

Understanding the
"short-term noise"



Is the current "**Trend**" still intact ? Or can we : be guided by the "**Trendsum**" to start analysing technical indicators. Look for a declining "**Trendsum**" for a **sell signal** and an increasing value of the "Trendsum" for a **buy signal**.

Let's talk about
Technicals



Once you are confident that you have a decent understanding of all the variables, use the "**Guided_Factor**" as a "compass" in finding your true north in selecting the timing of your open strategy by selecting appropriate **shorter-term technical indicators**.



Conclusion : We start our analysis, by trying to understand the trade with a **longer-term Technical Guidance** indicator and we plan our execution, using the **shorter-term Techninal Analysis indicators**.

THE TRADING PYRAMID

Path to Synergy in Your Trading



Summary of Contents

Name of Variable	Type of Variable	Decision Based / Contribution
Guided_Factor	Momentum : Variable	"Bigger Picture " - Gives the Trader a time perspective.
Ascendant Guidance	Risk : Variable	Don't attempt trades outside your Risk Tolerance levels.
Wise_Owl(Rnk)	Risk : Variable	Sum of the parts analysis - we have done the "maths" - Quality of the trade.
Trade_Rating Guidance	Momentum : Variable	Combining Risk and Momentum.
Caterpillar_Guidance	Quantitative Variable	Understanding the "Trend" of the price series variable.
Defcon_Index	Risk : Variable	Looking at the "bigger picture" in terms of the price performance over a longer-term perspective.
324_Factor	Quantitative Variable	Measuring the strength and direction of the price series.
Margin of Safety	Risk : Variable	Creating a "buffer in your trade".
75_Day Momentum	Risk : Variable	Undertanding the medium-term performance of the price series.
Trendsum	Quantitative Variable	How strong is the short-term trend ?
Let's talk Technicals	Technical Analysis	Plan your entry with the help of the "Guided_Factor" and Technical indicators of your choice.

14 STEP TRADING CHECKLIST

Ascendant Path

1

☐

Guided Factor

2

☐

Momentum Days

3

☐

The_Wise_Owl Rank

4

☐

Trade_Rating Guidance

5

☐

CaterPillar_Guidance

6

☐

Defon_Index

7

☐

Defon_Index_Guidance

8

☐

Factor_324

9

☐

324_Factor_Guidance

10

☐

75_Day_Momentum Value

11

☐

Trendsum

12

☐

Medium-Term Technical Indicators : 9day vs 21 day
& 21day Moving Average

13

☐

Longer-Term Technical Indicators : 33 day & 66 day
Moving Average

14

☐

TRADING IS LIKE A GAME OF CARDS

We can't undo a previous trade,
but we *can* aim to make the next trade better.



ASCENDANT GUIDANCE



CATERPILLAR GUIDANCE



EIX.NYS

B Edison International

u Utilities

y Electric Utilities

New York

Market Cap : (B)

33 481

CNP.NYS

CenterPoint Energy

Utilities

Multi-Utilities

New York

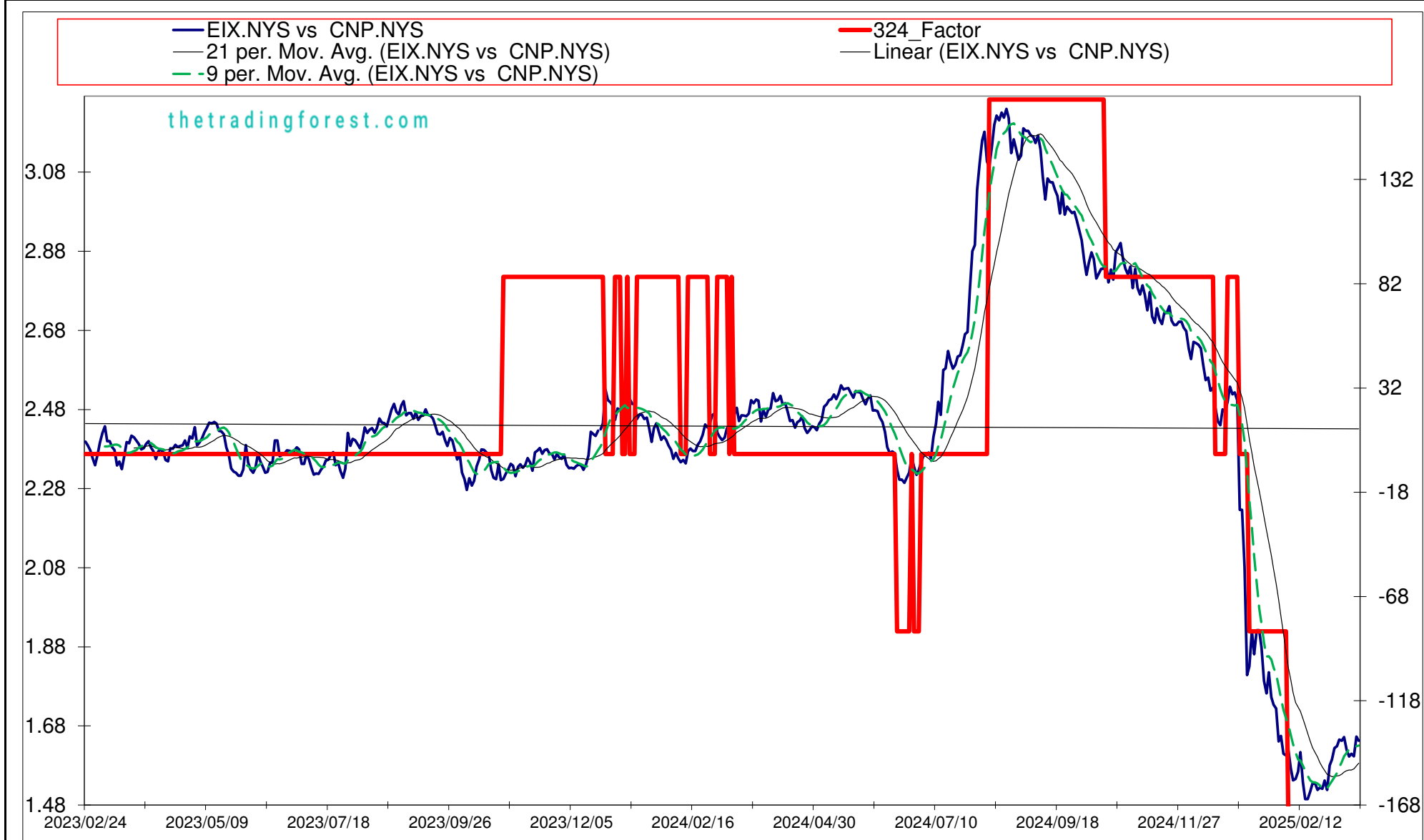
Market Cap : (B)

20 810

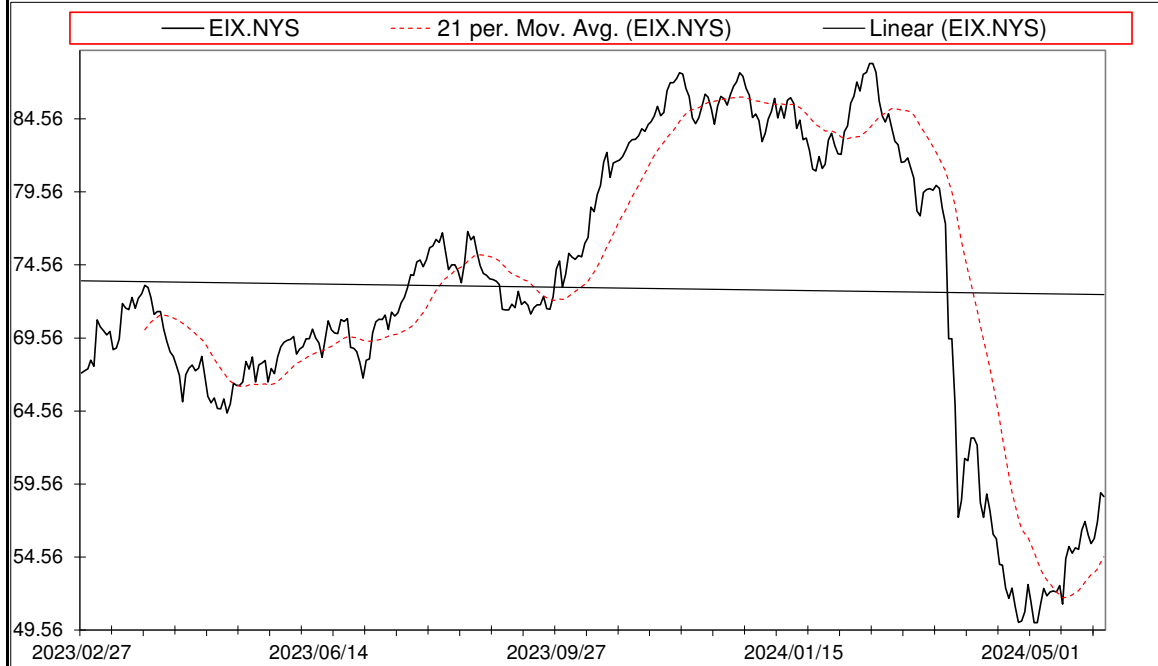
Follow the " 3day to 5day waiting period " before entering the trade : understand the Graph, Trend and Variables

Plan your enrty levels. Focus on the process not the outcome. Expect further short-term deviation from the trade signal. "Patience"

-2.063										-32.97515.983			
Date	Price or Relative Price	Short_Term_ Radar	Medium_ Term_Radar	Caterpillar_ %	Wise_ Owl(Rnk)	324_Factor	Factor_324	Defcon _Index	Defcon _Index_Trade	Margin of Safety	75_Day_Mom	Trade_Rating (Guidance)	Trendsum
2025/01/22	1.797	No Trade	No Trade	100.00%	50	Research	-85	-100	Research Defcon Buy	-22.82%	-37.17%	A	-25
2025/01/23	1.766	No Trade	No Trade	100.00%	50	Research	-85	-100	Research Defcon Buy	-24.13%	-37.47%	A	-26
2025/01/24	1.819	No Trade	No Trade	90.36%	50	Research	-85	-97	Research Defcon Buy	-21.80%	-36.31%	B	-28
2025/01/27	1.756	No Trade	No Trade	100.00%	50	Research	-85	-100	Research Defcon Buy	-24.43%	-39.04%	A	-30
2025/01/28	1.737	No Trade	No Trade	100.00%	60	Research	-85	-100	Research Defcon Buy	-25.24%	-39.36%	A	-32
2025/01/29	1.728	No Trade	No Trade	100.00%	60	Research	-85	-100	Research Defcon Buy	-25.61%	-38.63%	A	-33
2025/01/30	1.644	No Trade	No Trade	100.00%	60	Research	-85	-100	Research Defcon Buy	-29.17%	-41.85%	A	-35
2025/01/31	1.658	No Trade	No Trade	97.87%	60	Research	-85	-99	Research Defcon Buy	-28.55%	-41.60%	A	-37
2025/02/03	1.613	No Trade	No Trade	100.00%	60	Research	-85	-100	Research Defcon Buy	-30.41%	-43.19%	A	-38
2025/02/04	1.609	No Trade	No Trade	100.00%	60	Research	-85	-100	Research Defcon Buy	-30.58%	-43.65%	A	-38
2025/02/05	1.625	No Trade	No Trade	97.61%	100	Research	-170	-99	Research Defcon Buy	-29.85%	-42.06%	AAA	-38
2025/02/06	1.577	No Trade	No Trade	100.00%	100	Research	-170	-100	Research Defcon Buy	-31.91%	-44.43%	AAA	-39
2025/02/07	1.546	No Trade	No Trade	100.00%	100	Research	-170	-100	Research Defcon Buy	-33.21%	-45.02%	AAA	-41
2025/02/10	1.549	No Trade	No Trade	99.34%	100	Research	-170	-100	Research Defcon Buy	-32.99%	-46.22%	AAA	-44
2025/02/11	1.568	No Trade	No Trade	96.88%	100	Research	-170	-99	Research Defcon Buy	-32.17%	-45.77%	AAA	-47
2025/02/12	1.617	No Trade	No Trade	90.39%	100	Research	-170	-95	Research Defcon Buy	-30.02%	-44.33%	AA	-45
2025/02/13	1.541	No Trade	No Trade	100.00%	100	Research	-170	-100	Research Defcon Buy	-33.28%	-46.17%	AAA	-44
2025/02/14	1.498	No Trade	No Trade	100.00%	100	Research	-170	-100	Research Defcon Buy	-35.10%	-47.23%	AAA	-44
2025/02/17	1.498	No Trade	No Trade	99.80%	100	Research	-170	-100	Research Defcon Buy	-35.03%	-46.96%	AAA	-44
2025/02/18	1.517	No Trade	No Trade	97.39%	100	Research	-170	-99	Research Defcon Buy	-34.19%	-46.66%	AAA	-44
2025/02/19	1.538	No Trade	No Trade	94.80%	100	Research	-170	-97	Research Defcon Buy	-33.28%	-44.89%	AAA	-44
2025/02/20	1.539	No Trade	No Trade	94.61%	100	Research	-170	-97	Research Defcon Buy	-33.21%	-45.80%	AAA	-42
2025/02/21	1.521	No Trade	No Trade	96.68%	100	Research	-170	-98	Research Defcon Buy	-33.94%	-45.49%	AAA	-40
2025/02/24	1.527	No Trade	No Trade	95.76%	100	Research	-170	-98	Research Defcon Buy	-33.62%	-44.95%	AAA	-38
2025/02/25	1.524	Buy_Panda_ST	No Trade	96.05%	100	Research	-170	-98	Research Defcon Buy	-33.72%	-45.50%	AAA	-39
2025/02/26	1.546	Buy_Panda_ST	No Trade	93.35%	100	Research	-170	-97	Research Defcon Buy	-32.77%	-44.27%	AA	-34
2025/02/27	1.522	No Trade	No Trade	96.24%	90	Research	-170	-98	Research Defcon Buy	-33.79%	-44.35%	AAA	-28
2025/02/28	1.583	Buy_Panda_ST	Buy_Panda_ST	88.50%	50	Research	-170	0	Absolutely no Trade	-31.07%	-43.05%	B	-23
2025/03/03	1.599	Buy_Panda_ST	Buy_Panda_ST	86.39%	50	Research	-170	0	Absolutely no Trade	-30.33%	-41.19%	B	-18
2025/03/04	1.627	Buy_Panda_ST	Buy_Panda_ST	82.79%	50	Research	-170	0	Absolutely no Trade	-29.06%	-39.79%	B	-12
2025/03/05	1.632	No Trade	No Trade	82.13%	50	Research	-170	0	Absolutely no Trade	-28.83%	-40.43%	B	-8
2025/03/06	1.649	No Trade	No Trade	79.92%	50	Research	-170	0	Absolutely no Trade	-28.06%	-39.18%	B	-4
2025/03/07	1.646	No Trade	No Trade	80.20%	50	Research	-170	0	Absolutely no Trade	-28.15%	-39.01%	B	1
2025/03/10	1.655	No Trade	No Trade	78.86%	50	Research	-170	0	Absolutely no Trade	-27.68%	-39.31%	B	7
2025/03/11	1.624	No Trade	No Trade	82.73%	50	Research	-170	0	Absolutely no Trade	-29.04%	-40.48%	B	10
2025/03/12	1.606	No Trade	No Trade	84.87%	50	Research	-170	0	Absolutely no Trade	-29.79%	-41.50%	B	12
2025/03/13	1.613	No Trade	No Trade	83.88%	50	Research	-170	0	Absolutely no Trade	-29.45%	-40.44%	B	15
2025/03/14	1.607	No Trade	No Trade	84.63%	50	Research	-170	0	Absolutely no Trade	-29.71%	-40.44%	B	14
2025/03/17	1.657	No Trade	No Trade	78.15%	50	Research	-170	0	Absolutely no Trade	-27.44%	-38.58%	B	15
2025/03/18	1.646	No Trade	No Trade	79.39%	50	Research	-170	0	Absolutely no Trade	-27.87%	-39.16%	B	16



Date	9_day	9 vs 21_day	33_day
2025/01/29	Sell_9day	Sell 9 vs 21	Sell 33_Day
2025/01/30	Sell_9day	Sell 9 vs 21	Sell 33_Day
2025/01/31	Sell_9day	Sell 9 vs 21	Sell 33_Day
2025/02/03	Sell_9day	Sell 9 vs 21	Sell 33_Day
2025/02/04	Sell_9day	Sell 9 vs 21	Sell 33_Day
2025/02/05	Sell_9day	Sell 9 vs 21	Sell 33_Day
2025/02/06	Sell_9day	Sell 9 vs 21	Sell 33_Day
2025/02/07	Sell_9day	Sell 9 vs 21	Sell 33_Day
2025/02/10	Sell_9day	Sell 9 vs 21	Sell 33_Day
2025/02/11	Sell_9day	Sell 9 vs 21	Sell 33_Day
2025/02/12	Buy_9day	Sell 9 vs 21	Sell 33_Day
2025/02/13	Sell_9day	Sell 9 vs 21	Sell 33_Day
2025/02/14	Sell_9day	Sell 9 vs 21	Sell 33_Day
2025/02/17	Sell_9day	Sell 9 vs 21	Sell 33_Day
2025/02/18	Sell_9day	Sell 9 vs 21	Sell 33_Day
2025/02/19	Sell_9day	Sell 9 vs 21	Sell 33_Day
2025/02/20	Sell_9day	Sell 9 vs 21	Sell 33_Day
2025/02/21	Sell_9day	Sell 9 vs 21	Sell 33_Day
2025/02/24	Sell_9day	Sell 9 vs 21	Sell 33_Day
2025/02/25	Buy_9day	Sell 9 vs 21	Sell 33_Day
2025/02/26	Buy_9day	Sell 9 vs 21	Sell 33_Day
2025/02/27	Sell_9day	Sell 9 vs 21	Sell 33_Day
2025/02/28	Buy_9day	Sell 9 vs 21	Sell 33_Day
2025/03/03	Buy_9day	Sell 9 vs 21	Sell 33_Day
2025/03/04	Buy_9day	Sell 9 vs 21	Sell 33_Day
2025/03/05	Buy_9day	Buy 9 vs 21	Buy 33_Day
2025/03/06	Buy_9day	Buy 9 vs 21	Buy 33_Day
2025/03/07	Buy_9day	Buy 9 vs 21	Buy 33_Day
2025/03/10	Buy_9day	Buy 9 vs 21	Buy 33_Day
2025/03/11	Buy_9day	Buy 9 vs 21	Buy 33_Day
2025/03/12	Sell_9day	Buy 9 vs 21	Buy 33_Day
2025/03/13	Sell_9day	Buy 9 vs 21	Buy 33_Day
2025/03/14	Sell_9day	Buy 9 vs 21	Buy 33_Day
2025/03/17	Buy_9day	Buy 9 vs 21	Buy 33_Day
2025/03/18	Buy_9day	Buy 9 vs 21	Buy 33_Day

Strategy Universe	Pairs_NYSE_Utilities	Ascendant guidance	Trade	Strategy_Open Date	2025/02/25	Caterpillar Guidance	Trade	
<div><div><div>EIX.NYS</div><div>21 per. Mov. Avg. (EIX.NYS)</div><div>Linear (EIX.NYS)</div></div></div> <td data-kind="ghost"></td> <td data-kind="ghost"></td> <td data-kind="ghost"></td> <td data-kind="ghost"></td> <td data-kind="ghost"></td> <td data-kind="ghost"></td> <td>(+) : Mom Days</td> <td>0</td>							(+) : Mom Days	0
	(-) : Mom Days	87						
	Guided : Factor	66 day						
	324_Buy Guidance	90.1%						
	324_Sell Guidance	0.0%						
	Mom_75 (days)	-39.2%						
	9 vs 21 day	2.78%						
	Price vs 9 day	0.77%						

PCG.NYS

B
u
y

Pacific Gas & Electric Co.

Utilities

Electric Utilities

New York

Market Cap : (B)

45 678

CNP.NYS

CenterPoint Energy

Utilities

Multi-Utilities

New York

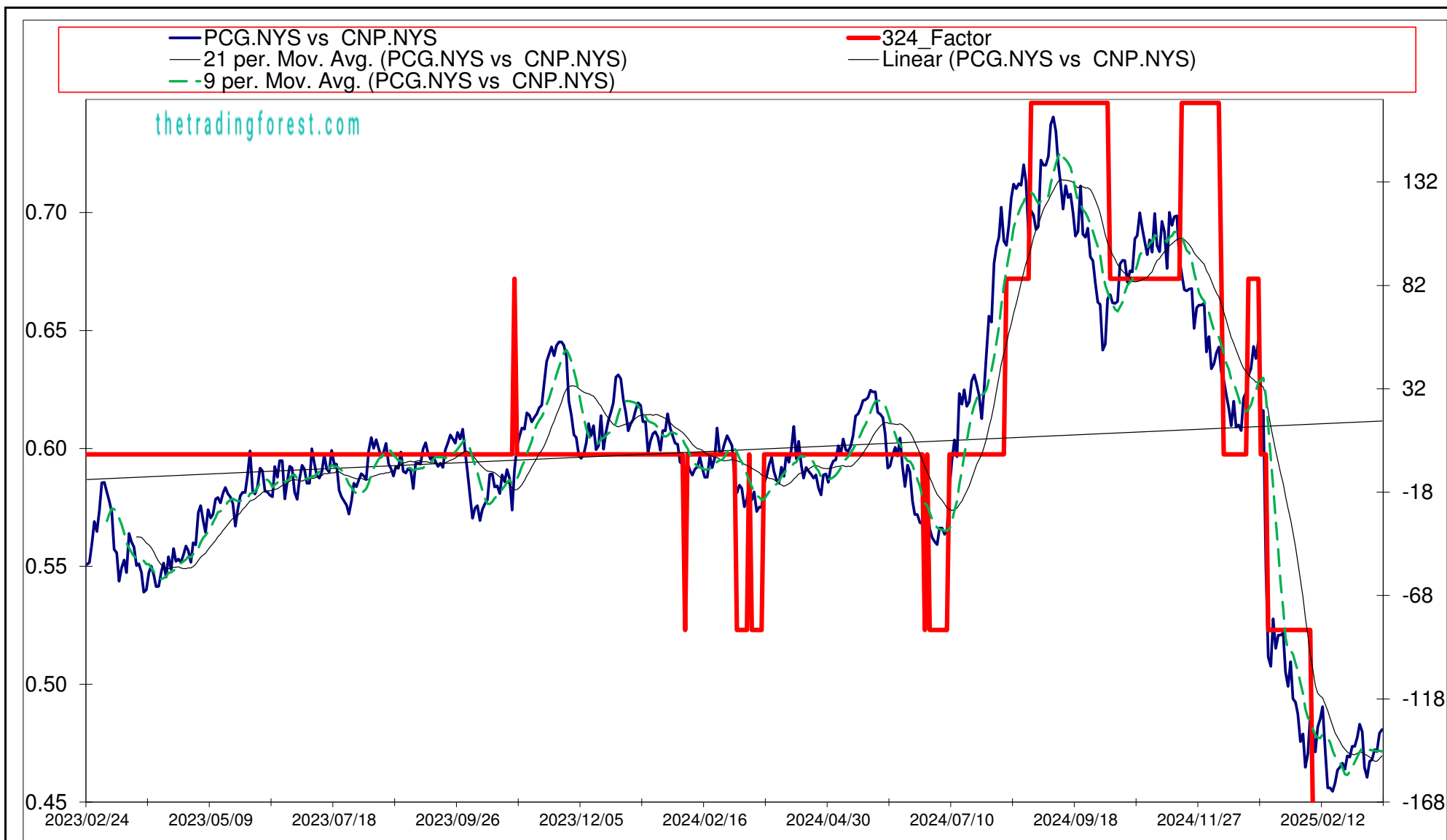
Market Cap : (B)

20 810

Follow the " 3day to 5day waiting period " before entering the trade : understand the Graph, Trend and Variables

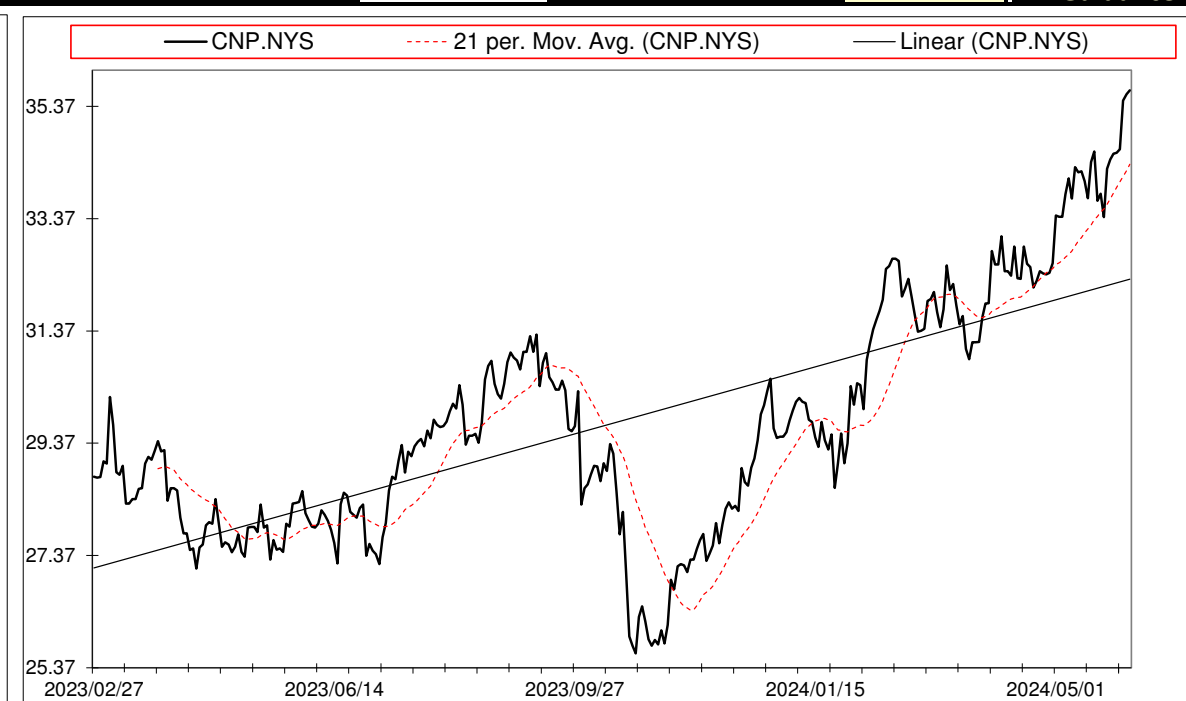
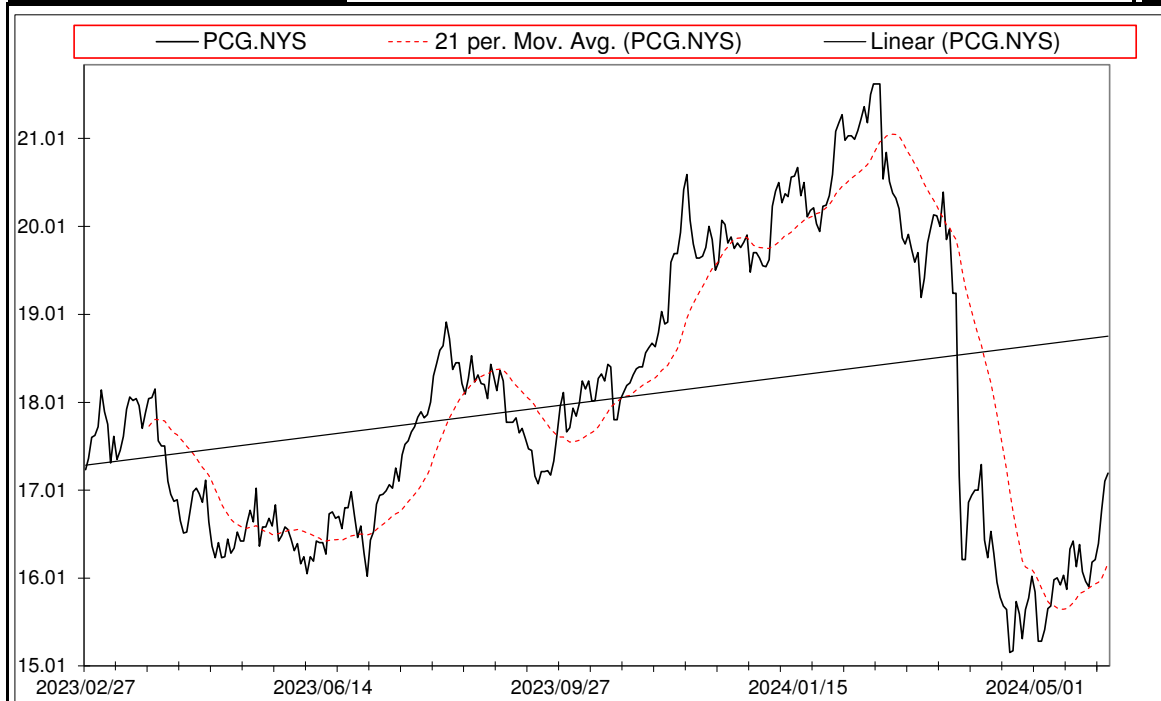
Plan your enrty levels. Focus on the process not the outcome. Expect further short-term deviation from the trade signal. "Patience"

-1.932														-15.954		8.256	
Date	Price or Relative Price	Short_Term_ Radar	Medium_ Term_Radar	Caterpillar_ %	Wise_ Owl(Rnk)	324_Factor	Factor_324	Defcon _Index	Defcon _Index_Trade	Margin of Safety	75_Day_Mom	Trade_Rating (Guidance)	Trendsum				
2025/01/22	0.507	No Trade	No Trade	100.00%	50	Research	-85	-100	Research Defcon Buy	-14.41%	-21.21%	A	-19				
2025/01/23	0.501	No Trade	No Trade	100.00%	50	Research	-85	-100	Research Defcon Buy	-15.44%	-22.48%	A	-20				
2025/01/24	0.511	No Trade	No Trade	88.41%	50	Research	-85	-98	Research Defcon Buy	-13.65%	-23.14%	B	-22				
2025/01/27	0.495	No Trade	No Trade	100.00%	50	Research	-85	-100	Research Defcon Buy	-16.26%	-25.70%	A	-24				
2025/01/28	0.494	No Trade	No Trade	100.00%	50	Research	-85	-100	Research Defcon Buy	-16.49%	-25.53%	A	-26				
2025/01/29	0.489	No Trade	No Trade	100.00%	50	Research	-85	-100	Research Defcon Buy	-17.34%	-26.26%	A	-28				
2025/01/30	0.477	No Trade	No Trade	100.00%	50	Research	-85	-100	Research Defcon Buy	-19.30%	-28.12%	A	-30				
2025/01/31	0.481	No Trade	No Trade	97.03%	60	Research	-85	-99	Research Defcon Buy	-18.73%	-29.30%	A	-32				
2025/02/03	0.466	No Trade	No Trade	100.00%	60	Research	-85	-100	Research Defcon Buy	-21.09%	-31.55%	A	-33				
2025/02/04	0.472	No Trade	No Trade	95.25%	60	Research	-85	-99	Research Defcon Buy	-20.09%	-30.68%	B	-35				
2025/02/05	0.488	No Trade	No Trade	82.67%	50	Research	-85	-95	Research Defcon Buy	-17.43%	-27.41%	B	-35				
2025/02/06	0.481	No Trade	No Trade	88.12%	100	Research	-170	-97	Research Defcon Buy	-18.58%	-28.95%	AA	-34				
2025/02/07	0.473	No Trade	No Trade	94.52%	100	Research	-170	-99	Research Defcon Buy	-19.93%	-30.08%	AAA	-35				
2025/02/10	0.483	Buy_Panda_ST	No Trade	85.91%	100	Research	-170	-96	Research Defcon Buy	-18.12%	-30.00%	AA	-34				
2025/02/11	0.487	Buy_Panda_ST	No Trade	82.98%	90	Research	-170	-96	Research Defcon Buy	-17.50%	-29.62%	AA	-35				
2025/02/12	0.492	Buy_Panda_ST	No Trade	78.79%	50	Research	-170	0	Absolutely no Trade	-16.62%	-29.86%	B	-31				
2025/02/13	0.474	No Trade	No Trade	93.11%	90	Research	-170	-98	Research Defcon Buy	-19.64%	-31.75%	AAA	-26				
2025/02/14	0.458	No Trade	No Trade	100.00%	90	Research	-170	-100	Research Defcon Buy	-22.42%	-33.62%	AAA	-25				
2025/02/17	0.458	No Trade	No Trade	99.83%	90	Research	-170	-100	Research Defcon Buy	-22.38%	-33.06%	AAA	-23				
2025/02/18	0.456	No Trade	No Trade	100.00%	90	Research	-170	-100	Research Defcon Buy	-22.63%	-33.90%	AAA	-24				
2025/02/19	0.459	No Trade	No Trade	97.47%	90	Research	-170	-99	Research Defcon Buy	-22.06%	-32.91%	AAA	-26				
2025/02/20	0.465	No Trade	No Trade	93.07%	90	Research	-170	-98	Research Defcon Buy	-21.06%	-33.66%	AAA	-26				
2025/02/21	0.466	No Trade	No Trade	92.15%	90	Research	-170	-98	Research Defcon Buy	-20.86%	-32.17%	AAA	-25				
2025/02/24	0.468	Buy_Panda_ST	No Trade	90.62%	90	Research	-170	-97	Research Defcon Buy	-20.51%	-31.65%	AAA	-23				
2025/02/25	0.466	Buy_Panda_ST	No Trade	92.52%	90	Research	-170	-98	Research Defcon Buy	-20.94%	-33.29%	AAA	-22				
2025/02/26	0.471	Buy_Panda_ST	No Trade	88.19%	90	Research	-170	-97	Research Defcon Buy	-19.96%	-32.03%	AA	-18				
2025/02/27	0.471	Buy_Panda_ST	No Trade	88.55%	90	Research	-170	-97	Research Defcon Buy	-20.04%	-30.57%	AA	-13				
2025/02/28	0.475	No Trade	No Trade	85.02%	75	Research	-170	-96	Research Defcon Buy	-19.24%	-32.26%	AA	-7				
2025/03/03	0.475	No Trade	No Trade	84.85%	75	Research	-170	-96	Research Defcon Buy	-19.20%	-31.73%	AA	-2				
2025/03/04	0.479	No Trade	No Trade	81.93%	50	Research	-170	0	Absolutely no Trade	-18.54%	-31.54%	B	3				
2025/03/05	0.485	No Trade	No Trade	77.70%	50	Research	-170	0	Absolutely no Trade	-17.58%	-30.78%	B	6				
2025/03/06	0.481	No Trade	No Trade	80.03%	50	Research	-170	0	Absolutely no Trade	-18.11%	-29.39%	B	8				
2025/03/07	0.466	No Trade	No Trade	91.47%	75	Research	-170	-98	Research Defcon Buy	-20.70%	-30.99%	AA	9				
2025/03/10	0.462	No Trade	No Trade	94.34%	75	Research	-170	-99	Research Defcon Buy	-21.35%	-30.91%	AA	8				
2025/03/11	0.469	No Trade	No Trade	89.19%	75	Research	-170	-97	Research Defcon Buy	-20.18%	-29.85%	AA	6				
2025/03/12	0.469	No Trade	No Trade	88.68%	75	Research	-170	-97	Research Defcon Buy	-20.07%	-29.83%	AA	5				
2025/03/13	0.474	No Trade	No Trade	85.32%	75	Research	-170	-96	Research Defcon Buy	-19.31%	-29.20%	AA	5				
2025/03/14	0.473	No Trade	No Trade	85.95%	75	Research	-170	-96	Research Defcon Buy	-19.45%	-27.51%	AA	5				
2025/03/17	0.481	No Trade	No Trade	79.89%	50	Research	-170	0	Absolutely no Trade	-18.08%	-27.29%	B	6				
2025/03/18	0.482	No Trade	No Trade	78.64%	50	Research	-170	0	Absolutely no Trade	-17.80%	-27.17%	B	8				



Date	9 day	9 vs 21 day	33 day
2025/01/30	Sell_9day	Sell 9 vs 21	Sell 33_Day
2025/01/31	Sell_9day	Sell 9 vs 21	Sell 33_Day
2025/02/03	Sell_9day	Sell 9 vs 21	Sell 33_Day
2025/02/04	Sell_9day	Sell 9 vs 21	Sell 33_Day
2025/02/05	Buy_9day	Sell 9 vs 21	Sell 33_Day
2025/02/06	Sell_9day	Sell 9 vs 21	Sell 33_Day
2025/02/07	Sell_9day	Sell 9 vs 21	Sell 33_Day
2025/02/10	Buy_9day	Sell 9 vs 21	Sell 33_Day
2025/02/11	Buy_9day	Sell 9 vs 21	Sell 33_Day
2025/02/12	Buy_9day	Sell 9 vs 21	Sell 33_Day
2025/02/13	Sell_9day	Sell 9 vs 21	Sell 33_Day
2025/02/14	Sell_9day	Sell 9 vs 21	Sell 33_Day
2025/02/17	Sell_9day	Sell 9 vs 21	Sell 33_Day
2025/02/18	Sell_9day	Sell 9 vs 21	Sell 33_Day
2025/02/19	Sell_9day	Sell 9 vs 21	Sell 33_Day
2025/02/20	Sell_9day	Sell 9 vs 21	Sell 33_Day
2025/02/21	Sell_9day	Sell 9 vs 21	Sell 33_Day
2025/02/24	Buy_9day	Sell 9 vs 21	Sell 33_Day
2025/02/25	Buy_9day	Sell 9 vs 21	Sell 33_Day
2025/02/26	Buy_9day	Sell 9 vs 21	Sell 33_Day
2025/02/27	Buy_9day	Sell 9 vs 21	Sell 33_Day
2025/02/28	Buy_9day	Sell 9 vs 21	Sell 33_Day
2025/03/03	Buy_9day	Sell 9 vs 21	Sell 33_Day
2025/03/04	Buy_9day	Sell 9 vs 21	Sell 33_Day
2025/03/05	Buy_9day	Buy 9 vs 21	Buy 33_Day
2025/03/06	Buy_9day	Buy 9 vs 21	Buy 33_Day
2025/03/07	Sell_9day	Buy 9 vs 21	Sell 33_Day
2025/03/10	Sell_9day	Buy 9 vs 21	Sell 33_Day
2025/03/11	Sell_9day	Buy 9 vs 21	Sell 33_Day
2025/03/12	Sell_9day	Buy 9 vs 21	Sell 33_Day
2025/03/13	Buy_9day	Buy 9 vs 21	Buy 33_Day
2025/03/14	Sell_9day	Buy 9 vs 21	Sell 33_Day
2025/03/17	Buy_9day	Buy 9 vs 21	Buy 33_Day
2025/03/18	Buy_9day	Buy 9 vs 21	Buy 33_Day

Strategy Universe	Pairs_NYSE_Utilities	Ascendant guidance	Trade	Strategy_Open Date	2025/02/25	Caterpillar Guidance	Trade
-------------------	----------------------	--------------------	-------	--------------------	------------	----------------------	-------



(+) : Mom Days	0
(-) : Mom Days	83
Guided : Factor	66 day
324_Buy Guidance	94.2%
324_Sell Guidance	0.0%
Mom_75 (days)	-27.2%
9 vs 21 day	0.41%
Price vs 9 day	1.95%

S
e
l
l

DTE.ETR

Deutsche Telekom N Ag

Communication

Telecommunication

Germany

Market Cap : (B)

144 270

IBE.MAD

Iberdrola S.A.

Utilities

Gas, Water & Multiutilities

Spain

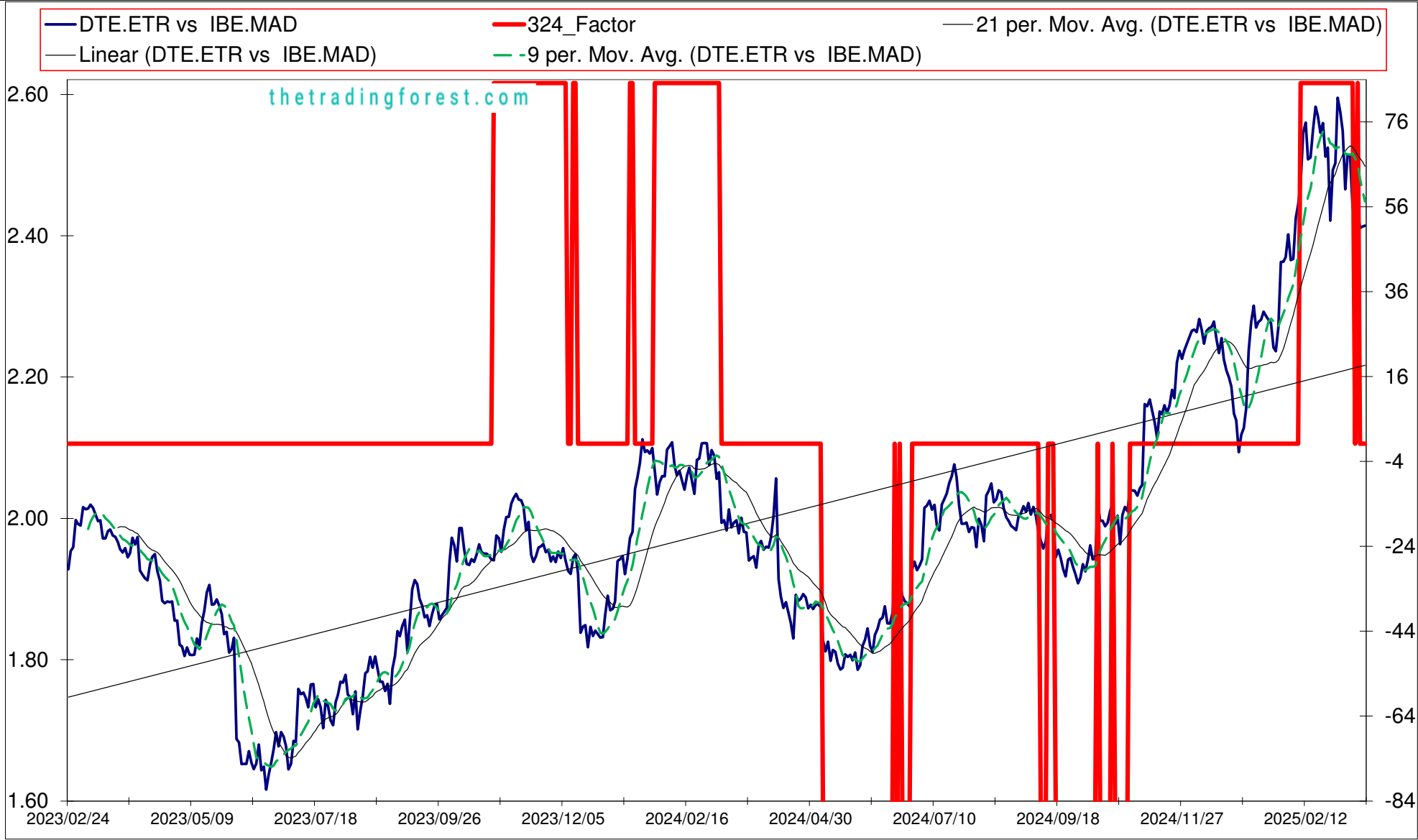
Market Cap : (B)

83 929

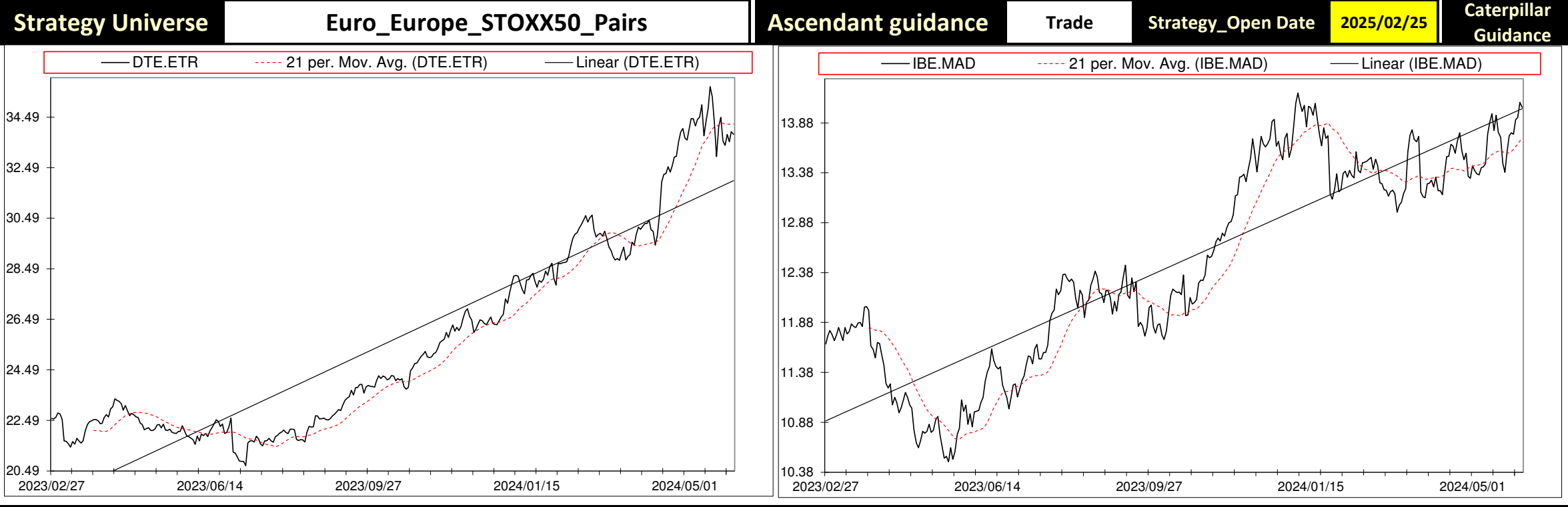
Follow the " 3day to 5day waiting period " before entering the trade : understand the Graph, Trend and Variables

Plan your enrty levels. Focus on the process not the outcome. Expect further short-term deviation from the trade signal. "Patience"

-2.298										45.350					-19.731	
Date	Price or Relative Price	Short_Term_ Radar	Medium_ Term_Radar	Caterpillar_ %	Wise_ Owl(Rnk)	324_Factor	Factor_324	Defcon _Index	Defcon _Index_Trade	Margin of Safety	75_Day_Mom	Trade_Rating (Guidance)	Trendsum			
2025/01/22	2.277	No Trade	No Trade	12.40%	0	Absolutely No	0	99	Research Defon Sell	1.71%	18.55%	C	-6			
2025/01/23	2.272	No Trade	No Trade	10.59%	0	Absolutely No	0	99	Research Defon Sell	1.46%	17.32%	C	-6			
2025/01/24	2.237	No Trade	No Trade	1.33%	0	Absolutely No	0	97	Research Defon Sell	-0.14%	14.31%	C	-8			
2025/01/27	2.232	No Trade	No Trade	4.85%	0	Absolutely No	0	97	Research Defon Sell	-0.51%	15.21%	C	-10			
2025/01/28	2.265	No Trade	No Trade	6.70%	0	Absolutely No	0	99	Research Defon Sell	0.93%	16.87%	C	-13			
2025/01/29	2.358	No Trade	No Trade	36.31%	0	Absolutely No	0	100	Research Defon Sell	5.02%	16.87%	C	-11			
2025/01/30	2.359	No Trade	No Trade	36.13%	0	Absolutely No	0	100	Research Defon Sell	5.00%	18.41%	C	-8			
2025/01/31	2.365	No Trade	No Trade	37.84%	0	Absolutely No	0	100	Research Defon Sell	5.23%	18.73%	C	-6			
2025/02/03	2.397	No Trade	No Trade	47.10%	0	Absolutely No	0	100	Research Defon Sell	6.51%	20.80%	C	-4			
2025/02/04	2.361	No Trade	No Trade	35.08%	0	Absolutely No	0	98	Research Defon Sell	4.85%	18.67%	C	-1			
2025/02/05	2.363	No Trade	No Trade	35.41%	0	Absolutely No	0	99	Research Defon Sell	4.90%	17.77%	C	2			
2025/02/06	2.421	No Trade	No Trade	53.60%	0	Absolutely No	0	100	Research Defon Sell	7.41%	20.09%	C	5			
2025/02/07	2.439	No Trade	No Trade	59.13%	0	Absolutely No	0	100	Research Defon Sell	8.18%	22.74%	C	9			
2025/02/10	2.469	No Trade	No Trade	67.78%	50	Research	85	100	Research Defon Sell	9.37%	23.52%	A	14			
2025/02/11	2.541	No Trade	No Trade	90.41%	50	Research	85	100	Research Defon Sell	12.50%	29.74%	A	18			
2025/02/12	2.556	No Trade	No Trade	94.62%	50	Research	85	100	Research Defon Sell	13.08%	27.78%	A	21			
2025/02/13	2.504	No Trade	No Trade	77.61%	50	Research	85	98	Research Defon Sell	10.73%	24.46%	B	24			
2025/02/14	2.506	No Trade	No Trade	78.02%	50	Research	85	98	Research Defon Sell	10.79%	24.94%	B	26			
2025/02/17	2.546	No Trade	No Trade	89.77%	50	Research	85	100	Research Defon Sell	12.41%	25.11%	A	26			
2025/02/18	2.578	No Trade	No Trade	99.57%	50	Research	85	100	Research Defon Sell	13.77%	26.69%	A	29			
2025/02/19	2.565	No Trade	No Trade	95.32%	60	Research	85	99	Research Defon Sell	13.12%	26.06%	A	31			
2025/02/20	2.541	No Trade	No Trade	87.42%	60	Research	85	99	Research Defon Sell	12.04%	25.33%	B	31			
2025/02/21	2.555	No Trade	No Trade	91.42%	50	Research	85	99	Research Defon Sell	12.59%	25.36%	A	30			
2025/02/24	2.507	Sell_Panda_ST	No Trade	75.12%	50	Research	85	97	Research Defon Sell	10.34%	22.73%	B	27			
2025/02/25	2.520	Sell_Panda_ST	No Trade	78.88%	50	Research	85	98	Research Defon Sell	10.86%	16.82%	B	24			
2025/02/26	2.417	Sell_Panda_ST	Sell_Panda_ST	45.49%	0	Research	85	0	Absolutely no Trade	6.26%	12.19%	C	19			
2025/02/27	2.488	Sell_Panda_ST	No Trade	68.01%	50	Research	85	97	Research Defon Sell	9.36%	15.02%	B	15			
2025/02/28	2.498	Sell_Panda_ST	No Trade	70.78%	50	Research	85	97	Research Defon Sell	9.74%	16.30%	B	13			
2025/03/03	2.591	No Trade	No Trade	99.17%	50	Research	85	100	Research Defon Sell	13.65%	21.52%	A	13			
2025/03/04	2.571	No Trade	No Trade	92.52%	50	Research	85	99	Research Defon Sell	12.74%	21.90%	A	13			
2025/03/05	2.543	No Trade	No Trade	83.37%	50	Research	85	98	Research Defon Sell	11.48%	18.49%	B	14			
2025/03/06	2.461	No Trade	No Trade	56.82%	0	Research	85	0	Absolutely no Trade	7.82%	14.86%	C	15			
2025/03/07	2.510	Sell_Panda_ST	Sell_Panda_ST	72.05%	50	Research	85	97	Research Defon Sell	9.92%	16.46%	B	14			
2025/03/10	2.509	Sell_Panda_ST	Sell_Panda_ST	70.47%	50	Research	85	97	Research Defon Sell	9.70%	16.96%	B	12			
2025/03/11	2.436	No Trade	No Trade	46.94%	0	Research	85	0	Absolutely no Trade	6.46%	13.02%	C	8			
2025/03/12	2.425	No Trade	No Trade	43.28%	0	Absolutely No	0	0	Absolutely no Trade	5.96%	11.39%	C	4			
2025/03/13	2.431	No Trade	No Trade	44.72%	0	Research	85	0	Absolutely no Trade	6.16%	12.24%	C	0			
2025/03/14	2.406	No Trade	No Trade	36.62%	0	Absolutely No	0	0	Absolutely no Trade	5.04%	8.57%	C	-6			
2025/03/17	2.408	No Trade	No Trade	36.24%	0	Absolutely No	0	0	Absolutely no Trade	4.99%	7.88%	C	-11			
2025/03/18	2.410	No Trade	No Trade	36.36%	0	Absolutely No	0	0	Absolutely no Trade	5.01%	8.49%	C	-15			



Date	9 day	9 vs 21 day	33 day
2025/01/29	Buy_9day	Buy 9 vs 21	Buy 33_Day
2025/01/30	Buy_9day	Buy 9 vs 21	Buy 33_Day
2025/01/31	Buy_9day	Buy 9 vs 21	Buy 33_Day
2025/02/03	Buy_9day	Buy 9 vs 21	Buy 33_Day
2025/02/04	Buy_9day	Buy 9 vs 21	Buy 33_Day
2025/02/05	Buy_9day	Buy 9 vs 21	Buy 33_Day
2025/02/06	Buy_9day	Buy 9 vs 21	Buy 33_Day
2025/02/07	Buy_9day	Buy 9 vs 21	Buy 33_Day
2025/02/10	Buy_9day	Buy 9 vs 21	Buy 33_Day
2025/02/11	Buy_9day	Buy 9 vs 21	Buy 33_Day
2025/02/12	Buy_9day	Buy 9 vs 21	Buy 33_Day
2025/02/13	Buy_9day	Buy 9 vs 21	Buy 33_Day
2025/02/14	Buy_9day	Buy 9 vs 21	Buy 33_Day
2025/02/17	Buy_9day	Buy 9 vs 21	Buy 33_Day
2025/02/18	Buy_9day	Buy 9 vs 21	Buy 33_Day
2025/02/19	Buy_9day	Buy 9 vs 21	Buy 33_Day
2025/02/20	Buy_9day	Buy 9 vs 21	Buy 33_Day
2025/02/21	Buy_9day	Buy 9 vs 21	Buy 33_Day
2025/02/24	Sell_9day	Buy 9 vs 21	Buy 33_Day
2025/02/25	Sell_9day	Buy 9 vs 21	Buy 33_Day
2025/02/26	Sell_9day	Buy 9 vs 21	Sell 33_Day
2025/02/27	Sell_9day	Buy 9 vs 21	Buy 33_Day
2025/02/28	Sell_9day	Buy 9 vs 21	Buy 33_Day
2025/03/03	Buy_9day	Buy 9 vs 21	Buy 33_Day
2025/03/04	Buy_9day	Buy 9 vs 21	Buy 33_Day
2025/03/05	Buy_9day	Buy 9 vs 21	Buy 33_Day
2025/03/06	Sell_9day	Sell 9 vs 21	Sell 33_Day
2025/03/07	Sell_9day	Sell 9 vs 21	Sell 33_Day
2025/03/10	Sell_9day	Sell 9 vs 21	Sell 33_Day
2025/03/11	Sell_9day	Sell 9 vs 21	Sell 33_Day
2025/03/12	Sell_9day	Sell 9 vs 21	Sell 33_Day
2025/03/13	Sell_9day	Sell 9 vs 21	Sell 33_Day
2025/03/14	Sell_9day	Sell 9 vs 21	Sell 33_Day
2025/03/17	Sell_9day	Sell 9 vs 21	Sell 33_Day
2025/03/18	Sell_9day	Sell 9 vs 21	Sell 33_Day



Caterpillar Guidance	Research
	(+) : Mom Days 51
	(-) : Mom Days 0
	Guided : Factor 33 day
324_Buy Guidance	0.0%
324_Sell Guidance	93.0%
Mom_75 (days)	8.5%
9 vs 21 day	-2.00%
Price vs 9 day	-1.40%

S
e
|
|

CFR.SWX

Compagnie Financiere Richemont Sa

Consumer Discretionary

Personal & Household Goods

Switzerland

Market Cap : (B)

63 613

EXH7.ETR

iShares :Personal & Household Goods : - (EUR Listing)

Europe ETF : Sector

ETF_Europe_

Europe

Market Cap : (B)

#VALUE!

Follow the " 3day to 5day waiting period " before entering the trade : understand the Graph, Trend and Variables

Plan your enrty levels. Focus on the process not the outcome. Expect further short-term deviation from the trade signal. "Patience"

-2.310										45.322					-19.619	
Date	Price or Relative Price	Short_Term_ Radar	Medium_ Term_Radar	Caterpillar_ %	Wise_ Owl(Rnk)	324_Factor	Factor_324	Defcon _Index	Defcon _Index_Trade	Margin of Safety	75_Day_Mom	Trade_Rating (Guidance)	Trendsum			
2025/01/22	1.588	No Trade	No Trade	90.24%	50	Absolutely No	0	100	Research Defon Sell	8.80%	22.13%	C	43			
2025/01/23	1.593	No Trade	No Trade	92.96%	50	Absolutely No	0	100	Research Defon Sell	9.06%	22.96%	C	45			
2025/01/24	1.598	No Trade	No Trade	96.07%	60	Research	85	100	Research Defon Sell	9.37%	21.89%	A	47			
2025/01/27	1.577	No Trade	No Trade	79.97%	50	Research	85	99	Research Defon Sell	7.80%	21.68%	B	46			
2025/01/28	1.572	No Trade	No Trade	76.13%	50	Research	85	98	Research Defon Sell	7.42%	20.28%	B	44			
2025/01/29	1.614	No Trade	No Trade	100.00%	60	Research	85	100	Research Defon Sell	10.19%	23.72%	A	41			
2025/01/30	1.619	No Trade	No Trade	100.00%	60	Research	85	100	Research Defon Sell	10.50%	24.15%	A	39			
2025/01/31	1.628	No Trade	No Trade	100.00%	60	Research	85	100	Research Defon Sell	11.09%	24.97%	A	37			
2025/02/03	1.622	No Trade	No Trade	94.79%	60	Research	85	100	Research Defon Sell	10.51%	26.11%	A	35			
2025/02/04	1.631	No Trade	No Trade	99.89%	60	Research	85	100	Research Defon Sell	11.08%	26.08%	A	35			
2025/02/05	1.642	No Trade	No Trade	100.00%	60	Research	85	100	Research Defon Sell	11.81%	28.07%	A	35			
2025/02/06	1.618	No Trade	No Trade	86.04%	60	Research	85	99	Research Defon Sell	10.16%	25.68%	B	34			
2025/02/07	1.620	No Trade	No Trade	86.74%	60	Research	85	99	Research Defon Sell	10.25%	25.06%	B	33			
2025/02/10	1.617	Sell_Panda_ST	No Trade	83.48%	50	Research	85	98	Research Defon Sell	9.86%	24.63%	B	33			
2025/02/11	1.642	No Trade	No Trade	97.75%	60	Research	85	100	Research Defon Sell	11.55%	26.65%	A	31			
2025/02/12	1.654	No Trade	No Trade	100.00%	50	Research	85	100	Research Defon Sell	12.28%	26.53%	A	29			
2025/02/13	1.681	No Trade	No Trade	100.00%	50	Research	85	100	Research Defon Sell	14.12%	28.34%	A	28			
2025/02/14	1.677	No Trade	No Trade	97.40%	50	Research	85	100	Research Defon Sell	13.75%	28.75%	A	26			
2025/02/17	1.685	No Trade	No Trade	100.00%	50	Research	85	100	Research Defon Sell	14.15%	29.00%	A	26			
2025/02/18	1.668	No Trade	No Trade	91.51%	50	Research	85	99	Research Defon Sell	12.95%	27.63%	B	26			
2025/02/19	1.670	No Trade	No Trade	92.46%	50	Research	85	99	Research Defon Sell	13.09%	27.66%	A	26			
2025/02/20	1.679	No Trade	No Trade	96.28%	50	Research	85	100	Research Defon Sell	13.63%	28.46%	A	27			
2025/02/21	1.672	No Trade	No Trade	92.59%	50	Research	85	99	Research Defon Sell	13.11%	28.74%	A	27			
2025/02/24	1.656	Sell_Panda_ST	No Trade	83.99%	50	Research	85	98	Research Defon Sell	11.89%	28.33%	B	25			
2025/02/25	1.672	Sell_Panda_ST	No Trade	91.37%	90	Research	170	99	Research Defon Sell	12.93%	27.43%	AAA	20			
2025/02/26	1.695	No Trade	No Trade	100.00%	90	Research	170	100	Research Defon Sell	14.40%	28.53%	AAA	17			
2025/02/27	1.681	No Trade	No Trade	93.35%	90	Research	170	99	Research Defon Sell	13.44%	36.53%	AAA	15			
2025/02/28	1.687	No Trade	No Trade	95.57%	90	Research	170	100	Research Defon Sell	13.76%	33.12%	AAA	12			
2025/03/03	1.691	No Trade	No Trade	96.77%	90	Research	170	100	Research Defon Sell	13.93%	34.54%	AAA	11			
2025/03/04	1.683	No Trade	No Trade	92.48%	90	Research	170	99	Research Defon Sell	13.31%	32.54%	AAA	11			
2025/03/05	1.704	No Trade	No Trade	100.00%	90	Research	170	100	Research Defon Sell	14.73%	32.71%	AAA	15			
2025/03/06	1.651	Sell_Panda_ST	Sell_Panda_ST	75.21%	75	Research	170	97	Research Defon Sell	11.08%	29.14%	AA	15			
2025/03/07	1.579	Sell_Panda_ST	Sell_Panda_ST	41.95%	0	Research	85	0	Absolutely no Trade	6.18%	22.53%	C	15			
2025/03/10	1.524	Sell_Panda_ST	Sell_Panda_ST	16.03%	0	Absolutely No	0	0	Absolutely no Trade	2.36%	19.67%	C	14			
2025/03/11	1.548	No Trade	No Trade	26.85%	0	Absolutely No	0	0	Absolutely no Trade	3.95%	21.68%	C	9			
2025/03/12	1.589	No Trade	No Trade	45.11%	0	Research	85	0	Absolutely no Trade	6.64%	25.78%	C	3			
2025/03/13	1.603	No Trade	No Trade	51.45%	0	Research	85	0	Absolutely no Trade	7.58%	28.45%	C	0			
2025/03/14	1.631	No Trade	No Trade	63.53%	50	Research	85	96	Research Defon Sell	9.36%	29.13%	B	-2			
2025/03/17	1.603	No Trade	No Trade	50.24%	0	Research	85	0	Absolutely no Trade	7.40%	26.14%	C	-2			
2025/03/18	1.611	No Trade	No Trade	53.55%	0	Research	85	0	Absolutely no Trade	7.89%	27.27%	C	-2			

S
e
l
l

KHC.NAS

Kraft Heinz

Consumer Staples

Food Products

New York

Market Cap : (B)

38 464

STZ.NYS

Constellation Brands

Consumer Staples

Beverages

New York

Market Cap : (B)

43 507

Follow the " 3day to 5day waiting period " before entering the trade : understand the Graph, Trend and Variables

Plan your enrty levels. Focus on the process not the outcome. Expect further short-term deviation from the trade signal. "Patience"

-2.48220.913-8.427														
Date	Price or Relative Price	Short_Term_Radar	Medium_Term_Radar	Caterpillar_%	Wise_Owl(Rnk)	324_Factor	Factor_324	Defcon_Index	Defcon_Index_Trade	Margin of Safety	75_Day_Mom	Trade_Rating (Guidance)	Trendsum	
2025/01/22	0.162	No Trade	No Trade	60.02%	0	Absolutely No	0	93	Research Defon Sell	8.50%	15.83%	C	36	
2025/01/23	0.162	No Trade	No Trade	57.58%	0	Absolutely No	0	93	Research Defon Sell	8.15%	15.49%	C	38	
2025/01/24	0.160	No Trade	No Trade	48.60%	0	Absolutely No	0	92	Research Defon Sell	6.88%	12.49%	C	39	
2025/01/27	0.161	No Trade	No Trade	51.07%	0	Absolutely No	0	92	Research Defon Sell	7.23%	11.79%	C	37	
2025/01/28	0.162	No Trade	No Trade	55.29%	0	Absolutely No	0	93	Research Defon Sell	7.83%	12.07%	C	33	
2025/01/29	0.163	No Trade	No Trade	60.55%	0	Absolutely No	0	93	Research Defon Sell	8.58%	11.97%	C	34	
2025/01/30	0.164	No Trade	No Trade	67.30%	0	Absolutely No	0	94	Research Defon Sell	9.53%	12.40%	C	36	
2025/01/31	0.165	No Trade	No Trade	71.01%	0	Absolutely No	0	94	Research Defon Sell	10.06%	14.69%	C	39	
2025/02/03	0.168	No Trade	No Trade	83.93%	30	Absolutely No	0	95	Research Defon Sell	11.89%	14.71%	C	39	
2025/02/04	0.166	No Trade	No Trade	76.30%	30	Absolutely No	0	94	Research Defon Sell	10.81%	13.12%	C	39	
2025/02/05	0.166	No Trade	No Trade	72.48%	0	Absolutely No	0	94	Research Defon Sell	10.27%	10.51%	C	38	
2025/02/06	0.170	No Trade	No Trade	91.95%	60	Research	85	95	Research Defon Sell	13.02%	13.84%	C	39	
2025/02/07	0.173	No Trade	No Trade	100.00%	60	Research	85	97	Research Defon Sell	15.46%	16.86%	B	40	
2025/02/10	0.176	No Trade	No Trade	100.00%	60	Research	85	97	Research Defon Sell	16.82%	18.98%	B	42	
2025/02/11	0.180	No Trade	No Trade	100.00%	60	Research	85	98	Research Defon Sell	19.49%	22.11%	B	42	
2025/02/12	0.178	No Trade	No Trade	93.58%	60	Research	85	97	Research Defon Sell	18.24%	22.11%	B	43	
2025/02/13	0.179	No Trade	No Trade	98.65%	60	Research	85	98	Research Defon Sell	19.23%	23.50%	B	43	
2025/02/14	0.177	No Trade	No Trade	92.61%	60	Research	85	97	Research Defon Sell	18.05%	20.00%	B	43	
2025/02/17	0.177	No Trade	No Trade	92.27%	60	Research	85	97	Research Defon Sell	17.98%	20.40%	B	39	
2025/02/18	0.173	No Trade	No Trade	77.20%	50	Research	85	95	Research Defon Sell	15.05%	20.84%	B	37	
2025/02/19	0.173	Sell_Panda_ST	No Trade	75.98%	50	Research	85	95	Research Defon Sell	14.81%	19.97%	B	31	
2025/02/20	0.175	Sell_Panda_ST	No Trade	83.50%	50	Research	85	96	Research Defon Sell	16.27%	21.64%	B	26	
2025/02/21	0.177	No Trade	No Trade	89.83%	50	Research	85	97	Research Defon Sell	17.51%	27.06%	B	20	
2025/02/24	0.175	Sell_Panda_ST	No Trade	83.78%	50	Research	85	96	Research Defon Sell	16.33%	24.01%	B	16	
2025/02/25	0.178	No Trade	No Trade	93.93%	90	Research	170	98	Research Defon Sell	18.31%	22.44%	AAA	12	
2025/02/26	0.172	No Trade	No Trade	71.50%	50	Research	170	94	Research Defon Sell	13.94%	22.03%	B	10	
2025/02/27	0.177	No Trade	No Trade	89.23%	75	Research	170	97	Research Defon Sell	17.39%	25.66%	AA	7	
2025/02/28	0.175	No Trade	No Trade	82.52%	75	Research	170	96	Research Defon Sell	16.08%	27.06%	AA	5	
2025/03/03	0.179	No Trade	No Trade	94.78%	75	Research	170	98	Research Defon Sell	18.47%	33.06%	AA	5	
2025/03/04	0.180	No Trade	No Trade	97.55%	75	Research	170	98	Research Defon Sell	19.01%	34.50%	AA	6	
2025/03/05	0.178	No Trade	No Trade	91.95%	75	Research	170	98	Research Defon Sell	17.92%	35.44%	AA	8	
2025/03/06	0.175	No Trade	No Trade	81.22%	75	Research	170	96	Research Defon Sell	15.83%	33.32%	AA	8	
2025/03/07	0.173	No Trade	No Trade	74.25%	50	Research	170	95	Research Defon Sell	14.47%	32.38%	B	6	
2025/03/10	0.170	No Trade	No Trade	64.67%	50	Research	170	0	Absolutely no Trade	12.60%	33.71%	B	1	
2025/03/11	0.168	No Trade	No Trade	57.15%	50	Research	170	0	Absolutely no Trade	11.14%	30.33%	B	-3	
2025/03/12	0.165	No Trade	No Trade	46.64%	50	Research	170	0	Absolutely no Trade	9.09%	27.63%	B	-5	
2025/03/13	0.166	No Trade	No Trade	51.45%	50	Research	170	0	Absolutely no Trade	10.03%	25.26%	B	-7	
2025/03/14	0.167	No Trade	No Trade	52.90%	50	Research	170	0	Absolutely no Trade	10.31%	25.83%	B	-11	
2025/03/17	0.167	No Trade	No Trade	53.51%	50	Research	170	0	Absolutely no Trade	10.43%	22.01%	B	-14	
2025/03/18	0.169	No Trade	No Trade	61.76%	50	Research	170	0	Absolutely no Trade	12.04%	25.22%	B	-16	



Date	9 day	9 vs 21 day	33 day
2025/01/29	Buy_9day	Buy 9 vs 21	Buy 33_Day
2025/01/30	Buy_9day	Buy 9 vs 21	Buy 33_Day
2025/01/31	Buy_9day	Buy 9 vs 21	Buy 33_Day
2025/02/03	Buy_9day	Buy 9 vs 21	Buy 33_Day
2025/02/04	Buy_9day	Buy 9 vs 21	Buy 33_Day
2025/02/05	Buy_9day	Buy 9 vs 21	Buy 33_Day
2025/02/06	Buy_9day	Buy 9 vs 21	Buy 33_Day
2025/02/07	Buy_9day	Buy 9 vs 21	Buy 33_Day
2025/02/10	Buy_9day	Buy 9 vs 21	Buy 33_Day
2025/02/11	Buy_9day	Buy 9 vs 21	Buy 33_Day
2025/02/12	Buy_9day	Buy 9 vs 21	Buy 33_Day
2025/02/13	Buy_9day	Buy 9 vs 21	Buy 33_Day
2025/02/14	Buy_9day	Buy 9 vs 21	Buy 33_Day
2025/02/17	Buy_9day	Buy 9 vs 21	Buy 33_Day
2025/02/18	Sell_9day	Buy 9 vs 21	Buy 33_Day
2025/02/19	Sell_9day	Buy 9 vs 21	Buy 33_Day
2025/02/20	Sell_9day	Buy 9 vs 21	Buy 33_Day
2025/02/21	Buy_9day	Buy 9 vs 21	Buy 33_Day
2025/02/24	Sell_9day	Buy 9 vs 21	Buy 33_Day
2025/02/25	Buy_9day	Buy 9 vs 21	Buy 33_Day
2025/02/26	Sell_9day	Buy 9 vs 21	Buy 33_Day
2025/02/27	Buy_9day	Buy 9 vs 21	Buy 33_Day
2025/02/28	Buy_9day	Buy 9 vs 21	Buy 33_Day
2025/03/03	Buy_9day	Buy 9 vs 21	Buy 33_Day
2025/03/04	Buy_9day	Buy 9 vs 21	Buy 33_Day
2025/03/05	Buy_9day	Buy 9 vs 21	Buy 33_Day
2025/03/06	Sell_9day	Buy 9 vs 21	Buy 33_Day
2025/03/07	Sell_9day	Buy 9 vs 21	Buy 33_Day
2025/03/10	Sell_9day	Sell 9 vs 21	Sell 33_Day
2025/03/11	Sell_9day	Sell 9 vs 21	Sell 33_Day
2025/03/12	Sell_9day	Sell 9 vs 21	Sell 33_Day
2025/03/13	Sell_9day	Sell 9 vs 21	Sell 33_Day
2025/03/14	Sell_9day	Sell 9 vs 21	Sell 33_Day
2025/03/17	Sell_9day	Sell 9 vs 21	Sell 33_Day
2025/03/18	Buy_9day	Sell 9 vs 21	Sell 33_Day

Strategy Universe

Pairs_NYSE_Consumer Staples

Ascendant guidance

Trade

Strategy_Open Date

2025/02/24

Caterpillar Guidance

Trade

KHC.NAS

21 per. Mov. Avg. (KHC.NAS)

Linear (KHC.NAS)

STZ.NYS

21 per. Mov. Avg. (STZ.NYS)

Linear (STZ.NYS)

(+) : Mom Days

48

(-) : Mom Days

0

Guided : Factor

33 day

324_Buy Guidance

0.0%

324_Sell Guidance

91.6%

Mom_75 (days)

25.2%

9 vs 21 day

-2.33%

Price vs 9 day

0.35%

S
e
|
|

SPNO.CSE

Spar Nord Bank

Financials

Banks

Denmark

Market Cap : (B)

15 657

Price

Price

Individual Instrument

Individual Instrument

Individual Instrument

Market Cap : (B)

0

Follow the " 3day to 5day waiting period " before entering the trade : understand the Graph, Trend and Variables

Plan your enrty levels. Focus on the process not the outcome. Expect further short-term deviation from the trade signal. "Patience"

-2.231												102.532		-45.967	
Date	Price or Relative Price	Short_Term_ Radar	Medium_ Term_Radar	Caterpillar_ %	Wise_ Owl(Rnk)	324_Factor	Factor_324	Defcon _Index	Defcon _Index_Trade	Margin of Safety	75_Day_Mom	Trade_Rating (Guidance)	Trendsum		
2025/01/22	207.000	No Trade	No Trade	33.90%	50	Research	85	100	Research Defon Sell	14.87%	65.34%	A	-2		
2025/01/23	207.000	No Trade	No Trade	38.49%	50	Research	85	100	Research Defon Sell	14.73%	64.29%	A	-5		
2025/01/24	207.500	No Trade	No Trade	41.07%	50	Research	85	100	Research Defon Sell	14.87%	62.36%	A	-8		
2025/01/27	207.500	No Trade	No Trade	40.61%	50	Research	85	100	Research Defon Sell	14.47%	60.85%	A	-7		
2025/01/28	208.000	No Trade	No Trade	41.01%	50	Research	85	100	Research Defon Sell	14.61%	60.74%	A	-4		
2025/01/29	208.000	No Trade	No Trade	42.20%	50	Research	85	100	Research Defon Sell	14.48%	59.51%	A	-2		
2025/01/30	208.500	No Trade	No Trade	46.54%	50	Research	85	100	Research Defon Sell	14.62%	56.30%	A	1		
2025/01/31	208.000	No Trade	No Trade	48.88%	50	Research	85	100	Research Defon Sell	14.21%	54.53%	A	7		
2025/02/03	208.000	No Trade	No Trade	52.20%	50	Research	85	100	Research Defon Sell	13.81%	53.39%	A	10		
2025/02/04	209.000	No Trade	No Trade	54.46%	50	Research	85	100	Research Defon Sell	14.22%	53.45%	A	13		
2025/02/05	209.000	No Trade	No Trade	53.95%	50	Research	85	100	Research Defon Sell	14.09%	51.01%	A	15		
2025/02/06	209.000	No Trade	No Trade	53.44%	50	Research	85	100	Research Defon Sell	13.96%	50.14%	A	15		
2025/02/07	208.500	No Trade	No Trade	51.89%	50	Research	85	100	Research Defon Sell	13.55%	50.65%	A	12		
2025/02/10	209.000	No Trade	No Trade	51.43%	50	Research	85	100	Research Defon Sell	13.43%	48.23%	A	10		
2025/02/11	209.000	No Trade	No Trade	56.45%	50	Research	85	100	Research Defon Sell	13.30%	46.77%	A	9		
2025/02/12	209.000	No Trade	No Trade	57.35%	50	Research	85	100	Research Defon Sell	13.17%	49.29%	A	10		
2025/02/13	209.500	No Trade	No Trade	57.96%	50	Research	85	100	Research Defon Sell	13.31%	50.50%	A	14		
2025/02/14	209.500	No Trade	No Trade	57.39%	50	Research	85	100	Research Defon Sell	13.18%	52.25%	A	19		
2025/02/17	210.000	No Trade	No Trade	62.98%	50	Research	85	100	Research Defon Sell	13.06%	59.09%	A	22		
2025/02/18	209.000	No Trade	No Trade	59.76%	50	Research	85	100	Research Defon Sell	12.39%	59.54%	A	22		
2025/02/19	209.000	No Trade	No Trade	59.23%	50	Research	85	100	Research Defon Sell	12.27%	58.33%	A	22		
2025/02/20	209.000	Sell_Panda_ST	No Trade	58.61%	50	Research	85	100	Research Defon Sell	12.14%	57.38%	A	19		
2025/02/21	209.000	Sell_Panda_ST	No Trade	57.99%	50	Research	85	100	Research Defon Sell	12.01%	57.62%	A	15		
2025/02/24	208.500	Sell_Panda_ST	Sell_Panda_ST	54.86%	50	Research	85	99	Research Defon Sell	11.36%	54.67%	A	12		
2025/02/25	208.500	No Trade	No Trade	54.25%	50	Research	85	99	Research Defon Sell	11.23%	54.44%	A	8		
2025/02/26	208.500	No Trade	No Trade	53.64%	50	Research	85	99	Research Defon Sell	11.11%	52.86%	A	4		
2025/02/27	208.500	No Trade	No Trade	53.03%	50	Research	85	99	Research Defon Sell	10.98%	57.00%	A	1		
2025/02/28	209.500	No Trade	No Trade	54.99%	50	Research	85	100	Research Defon Sell	11.39%	54.27%	A	1		
2025/03/03	208.500	No Trade	No Trade	50.61%	50	Research	85	99	Research Defon Sell	10.48%	56.30%	A	1		
2025/03/04	207.500	No Trade	No Trade	47.46%	50	Research	85	99	Research Defon Sell	9.83%	56.02%	B	0		
2025/03/05	209.000	No Trade	No Trade	50.69%	50	Research	85	100	Research Defon Sell	10.50%	53.90%	A	-1		
2025/03/06	208.500	No Trade	No Trade	48.81%	50	Research	85	99	Research Defon Sell	10.11%	53.99%	A	-5		
2025/03/07	209.000	No Trade	No Trade	49.49%	50	Research	85	100	Research Defon Sell	10.25%	52.55%	A	-8		
2025/03/10	208.500	No Trade	No Trade	46.44%	50	Research	85	99	Research Defon Sell	9.62%	54.44%	A	-11		
2025/03/11	208.500	No Trade	No Trade	45.84%	50	Research	85	99	Research Defon Sell	9.49%	52.86%	A	-13		
2025/03/12	208.500	No Trade	No Trade	45.25%	50	Research	85	99	Research Defon Sell	9.37%	52.64%	A	-15		
2025/03/13	208.500	No Trade	No Trade	44.67%	50	Research	85	99	Research Defon Sell	9.25%	52.86%	A	-17		
2025/03/14	209.000	No Trade	No Trade	45.34%	50	Research	85	100	Research Defon Sell	9.39%	53.45%	A	-16		
2025/03/17	208.500	No Trade	No Trade	42.32%	50	Research	85	99	Research Defon Sell	8.77%	54.22%	A	-16		
2025/03/18	208.500	No Trade	No Trade	41.74%	0	Absolutely No	0	99	Research Defon Sell	8.64%	50.87%	C	-17		

S
e
l
l

PEP.NAS

PepsiCo

Consumer Staples

Beverages

New York

Market Cap : (B)

222 262

STZ.NYS

Constellation Brands

Consumer Staples

Beverages

New York

Market Cap : (B)

43 507

Follow the " 3day to 5day waiting period " before entering the trade : understand the Graph, Trend and Variables

Plan your enrty levels. Focus on the process not the outcome. Expect further short-term deviation from the trade signal. "Patience"

-2.32143.504-18.741														
Date	Price or Relative Price	Short_Term_ Radar	Medium_ Term_Radar	Caterpillar_ %	Wise_ Owl(Rnk)	324_Factor	Factor_324	Defcon _Index	Defcon _Index_Trade	Margin of Safety	75_Day_Mom	Trade_Rating (Guidance)	Trendsum	
2025/01/22	0.828	No Trade	No Trade	70.04%	30	Absolutely No	0	97	Research Defon Sell	9.24%	19.64%	C	26	
2025/01/23	0.828	No Trade	No Trade	70.18%	30	Absolutely No	0	97	Research Defon Sell	9.26%	21.59%	C	28	
2025/01/24	0.814	No Trade	No Trade	56.32%	0	Absolutely No	0	96	Research Defon Sell	7.43%	18.39%	C	30	
2025/01/27	0.823	No Trade	No Trade	63.61%	30	Absolutely No	0	97	Research Defon Sell	8.39%	16.40%	C	31	
2025/01/28	0.821	No Trade	No Trade	61.27%	30	Absolutely No	0	97	Research Defon Sell	8.08%	14.35%	C	32	
2025/01/29	0.825	No Trade	No Trade	65.48%	30	Absolutely No	0	97	Research Defon Sell	8.64%	14.29%	C	31	
2025/01/30	0.824	No Trade	No Trade	64.11%	30	Absolutely No	0	97	Research Defon Sell	8.46%	13.64%	C	31	
2025/01/31	0.833	No Trade	No Trade	73.12%	30	Absolutely No	0	98	Research Defon Sell	9.65%	16.29%	C	33	
2025/02/03	0.862	No Trade	No Trade	100.00%	50	Absolutely No	0	100	Research Defon Sell	13.22%	19.55%	C	33	
2025/02/04	0.831	No Trade	No Trade	69.66%	30	Absolutely No	0	96	Research Defon Sell	9.21%	16.07%	C	33	
2025/02/05	0.843	No Trade	No Trade	80.52%	30	Absolutely No	0	97	Research Defon Sell	10.64%	15.80%	C	32	
2025/02/06	0.850	No Trade	No Trade	87.65%	50	Research	85	98	Research Defon Sell	11.58%	17.29%	B	30	
2025/02/07	0.856	No Trade	No Trade	92.65%	50	Research	85	99	Research Defon Sell	12.24%	16.93%	B	28	
2025/02/10	0.875	No Trade	No Trade	100.00%	60	Research	85	100	Research Defon Sell	14.65%	21.22%	A	31	
2025/02/11	0.884	No Trade	No Trade	100.00%	60	Research	85	100	Research Defon Sell	15.81%	23.41%	A	34	
2025/02/12	0.894	No Trade	No Trade	100.00%	60	Research	85	100	Research Defon Sell	17.08%	25.01%	A	36	
2025/02/13	0.886	No Trade	No Trade	93.48%	60	Research	85	99	Research Defon Sell	15.97%	23.45%	A	38	
2025/02/14	0.880	No Trade	No Trade	88.71%	60	Research	85	98	Research Defon Sell	15.15%	23.06%	B	38	
2025/02/17	0.880	No Trade	No Trade	87.94%	60	Research	85	98	Research Defon Sell	15.02%	24.03%	B	36	
2025/02/18	0.851	Sell_Panda_ST	No Trade	65.30%	50	Research	85	95	Research Defon Sell	11.15%	20.53%	B	33	
2025/02/19	0.846	Sell_Panda_ST	Sell_Panda_ST	61.16%	0	Research	85	0	Absolutely no Trade	10.45%	18.31%	C	30	
2025/02/20	0.865	Sell_Panda_ST	No Trade	75.85%	50	Research	85	97	Research Defon Sell	12.95%	21.62%	B	26	
2025/02/21	0.872	Sell_Panda_ST	No Trade	81.03%	75	Research	170	98	Research Defon Sell	13.84%	25.72%	AA	20	
2025/02/24	0.860	Sell_Panda_ST	No Trade	70.60%	75	Research	170	96	Research Defon Sell	12.06%	21.46%	AA	16	
2025/02/25	0.879	No Trade	No Trade	84.86%	75	Research	170	98	Research Defon Sell	14.49%	22.47%	AA	12	
2025/02/26	0.850	No Trade	No Trade	62.37%	60	Research	170	95	Research Defon Sell	10.65%	20.84%	A	9	
2025/02/27	0.878	No Trade	No Trade	83.48%	75	Research	170	98	Research Defon Sell	14.26%	24.57%	AA	6	
2025/02/28	0.874	No Trade	No Trade	80.91%	75	Research	170	98	Research Defon Sell	13.82%	25.75%	AA	7	
2025/03/03	0.890	No Trade	No Trade	91.93%	75	Research	170	100	Research Defon Sell	15.70%	29.04%	AA	9	
2025/03/04	0.894	No Trade	No Trade	94.41%	75	Research	170	100	Research Defon Sell	16.13%	30.56%	AA	9	
2025/03/05	0.883	No Trade	No Trade	86.48%	90	Research	170	99	Research Defon Sell	14.77%	29.46%	AAA	12	
2025/03/06	0.864	No Trade	No Trade	71.42%	75	Research	170	97	Research Defon Sell	12.20%	29.37%	AA	13	
2025/03/07	0.829	No Trade	No Trade	44.74%	0	Research	85	0	Absolutely no Trade	7.64%	24.68%	C	9	
2025/03/10	0.825	No Trade	No Trade	40.58%	0	Research	85	0	Absolutely no Trade	6.93%	26.52%	C	3	
2025/03/11	0.822	No Trade	No Trade	38.51%	0	Research	85	0	Absolutely no Trade	6.58%	24.19%	C	-1	
2025/03/12	0.806	No Trade	No Trade	25.89%	0	Absolutely No	0	0	Absolutely no Trade	4.42%	21.01%	C	-3	
2025/03/13	0.817	No Trade	No Trade	33.98%	0	Absolutely No	0	0	Absolutely no Trade	5.80%	20.85%	C	-5	
2025/03/14	0.819	No Trade	No Trade	35.67%	0	Research	85	0	Absolutely no Trade	6.09%	21.46%	C	-8	
2025/03/17	0.824	No Trade	No Trade	38.61%	0	Research	85	0	Absolutely no Trade	6.59%	18.74%	C	-10	
2025/03/18	0.831	No Trade	No Trade	43.27%	0	Research	85	0	Absolutely no Trade	7.39%	20.47%	C	-12	

S
e
|
|

DIS.NYS

Walt Disney Company (The)

Media

Entertainment

New York

Market Cap : (B)

209 435

Follow the " 3day to 5day waiting period " before entering the trade : understand the Graph, Trend and Variables

OMC.NYS

Omnicom Group

Media

Media

New York

Market Cap : (B)

19 974

Plan your enrty levels. Focus on the process not the outcome. Expect further short-term deviation from the trade signal. "Patience"

-2.60612.711-4.877														
Date	Price or Relative Price	Short_Term_Radar	Medium_Term_Radar	Caterpillar_%	Wise_Owl(Rnk)	324_Factor	Factor_324	Defcon_Index	Defcon_Index_Trade	Margin of Safety	75_Day_Mom	Trade_Rating (Guidance)	Trendsum	
2025/01/22	1.263	No Trade	No Trade	53.65%	50	Research	85	95	Research Defon Sell	10.20%	36.30%	B	7	
2025/01/23	1.289	No Trade	No Trade	65.30%	50	Research	85	97	Research Defon Sell	12.42%	37.56%	B	6	
2025/01/24	1.296	No Trade	No Trade	68.36%	50	Research	85	98	Research Defon Sell	13.00%	41.45%	B	7	
2025/01/27	1.283	No Trade	No Trade	62.27%	50	Research	85	97	Research Defon Sell	11.84%	40.74%	B	9	
2025/01/28	1.286	No Trade	No Trade	63.50%	50	Research	85	97	Research Defon Sell	12.08%	41.20%	B	10	
2025/01/29	1.304	No Trade	No Trade	71.68%	50	Research	85	98	Research Defon Sell	13.63%	42.63%	B	12	
2025/01/30	1.311	No Trade	No Trade	74.87%	50	Research	85	99	Research Defon Sell	14.24%	43.26%	A	16	
2025/01/31	1.303	No Trade	No Trade	70.97%	50	Research	85	98	Research Defon Sell	13.50%	41.64%	B	20	
2025/02/03	1.299	No Trade	No Trade	69.03%	50	Research	85	98	Research Defon Sell	13.13%	43.41%	B	20	
2025/02/04	1.304	No Trade	No Trade	71.15%	50	Research	85	98	Research Defon Sell	13.53%	42.16%	B	19	
2025/02/05	1.302	No Trade	No Trade	70.04%	50	Research	85	98	Research Defon Sell	13.32%	41.86%	B	16	
2025/02/06	1.331	No Trade	No Trade	83.33%	50	Research	85	100	Research Defon Sell	15.85%	42.93%	A	18	
2025/02/07	1.323	No Trade	No Trade	79.65%	50	Research	85	99	Research Defon Sell	15.15%	41.86%	A	20	
2025/02/10	1.323	No Trade	No Trade	79.59%	50	Research	85	99	Research Defon Sell	15.14%	38.20%	A	22	
2025/02/11	1.323	No Trade	No Trade	79.31%	50	Research	85	99	Research Defon Sell	15.09%	38.45%	A	24	
2025/02/12	1.345	No Trade	No Trade	89.20%	50	Research	85	100	Research Defon Sell	16.97%	41.60%	A	25	
2025/02/13	1.337	No Trade	No Trade	85.80%	50	Research	85	99	Research Defon Sell	16.32%	41.47%	A	25	
2025/02/14	1.343	No Trade	No Trade	88.40%	50	Research	85	100	Research Defon Sell	16.82%	43.13%	A	25	
2025/02/17	1.343	No Trade	No Trade	88.15%	50	Research	85	100	Research Defon Sell	16.77%	42.11%	A	26	
2025/02/18	1.312	No Trade	No Trade	73.87%	50	Research	85	98	Research Defon Sell	14.05%	41.25%	B	23	
2025/02/19	1.331	Sell_Panda_ST	No Trade	82.20%	75	Research	170	99	Research Defon Sell	15.64%	39.71%	AA	18	
2025/02/20	1.322	Sell_Panda_ST	No Trade	78.33%	75	Research	170	98	Research Defon Sell	14.90%	39.51%	AA	14	
2025/02/21	1.320	Sell_Panda_ST	No Trade	77.30%	75	Research	170	98	Research Defon Sell	14.70%	40.51%	AA	12	
2025/02/24	1.328	No Trade	No Trade	80.61%	75	Research	170	99	Research Defon Sell	15.33%	41.81%	AA	10	
2025/02/25	1.318	No Trade	No Trade	75.87%	75	Research	170	98	Research Defon Sell	14.43%	40.01%	AA	9	
2025/02/26	1.335	No Trade	No Trade	83.66%	75	Research	170	99	Research Defon Sell	15.91%	41.38%	AA	10	
2025/02/27	1.361	No Trade	No Trade	95.58%	90	Research	170	100	Research Defon Sell	18.18%	43.62%	AAA	11	
2025/02/28	1.375	No Trade	No Trade	100.00%	90	Research	170	100	Research Defon Sell	19.35%	42.33%	AAA	12	
2025/03/03	1.397	No Trade	No Trade	100.00%	90	Research	170	100	Research Defon Sell	21.24%	43.68%	AAA	12	
2025/03/04	1.349	No Trade	No Trade	79.98%	75	Research	170	97	Research Defon Sell	16.99%	35.68%	AA	14	
2025/03/05	1.330	No Trade	No Trade	72.15%	75	Research	170	95	Research Defon Sell	15.33%	27.99%	AA	14	
2025/03/06	1.276	No Trade	No Trade	50.21%	0	Research	85	0	Absolutely no Trade	10.67%	7.40%	C	11	
2025/03/07	1.241	No Trade	No Trade	35.94%	0	Research	85	0	Absolutely no Trade	7.64%	7.50%	C	6	
2025/03/10	1.205	No Trade	No Trade	21.12%	0	Absolutely No	0	0	Absolutely no Trade	4.49%	5.13%	C	2	
2025/03/11	1.187	No Trade	No Trade	13.32%	0	Absolutely No	0	0	Absolutely no Trade	2.83%	2.89%	C	-1	
2025/03/12	1.234	No Trade	No Trade	32.76%	0	Research	85	0	Absolutely no Trade	6.96%	9.68%	C	-3	
2025/03/13	1.219	No Trade	No Trade	26.35%	0	Absolutely No	0	0	Absolutely no Trade	5.60%	7.89%	C	-7	
2025/03/14	1.220	No Trade	No Trade	26.91%	0	Absolutely No	0	0	Absolutely no Trade	5.72%	10.04%	C	-10	
2025/03/17	1.237	No Trade	No Trade	33.65%	0	Research	85	0	Absolutely no Trade	7.15%	12.14%	C	-12	
2025/03/18	1.220	No Trade	No Trade	26.41%	0	Absolutely No	0	0	Absolutely no Trade	5.61%	8.23%	C	-11	

OMC.NYS

BuY

Omnicom Group
Media
Media

New York

Market Cap : (B)

19 974

Follow the " 3day to 5day waiting period " before entering the trade : understand the Graph, Trend and Variables

XLC.ARC

The Communication Services Select Sector SPDR Fund

Media

ETF_NYSE_Price

NYSE

Market Cap : (B)

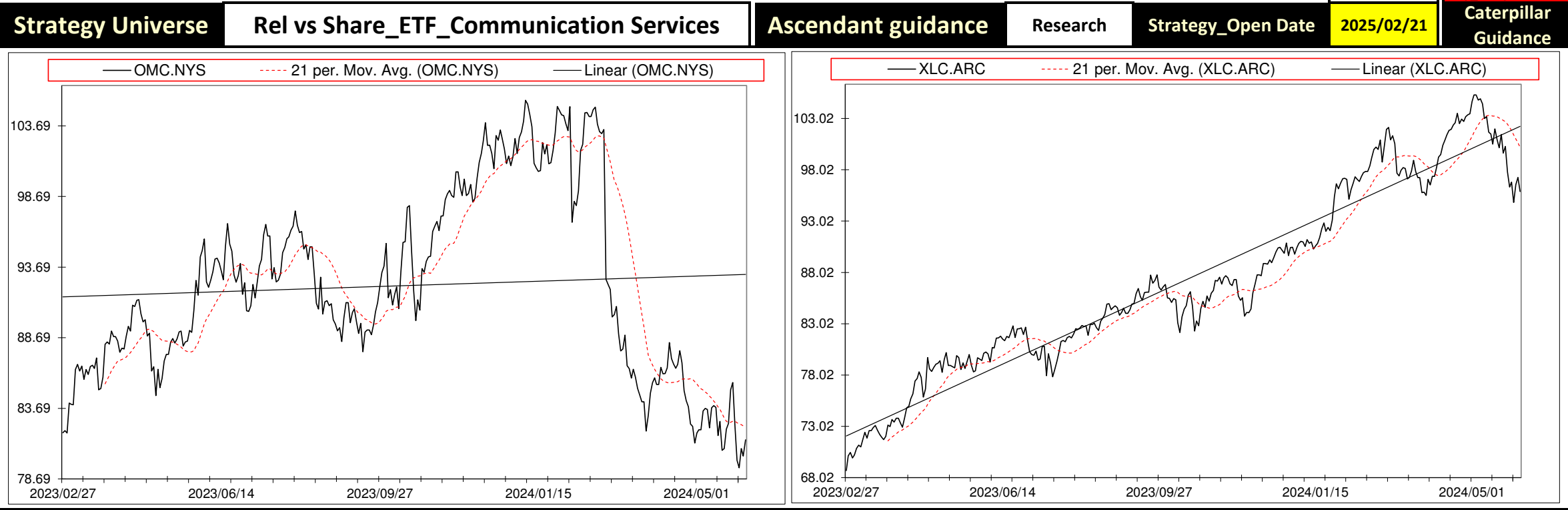
19 623

Plan your enrty levels. Focus on the process not the outcome. Expect further short-term deviation from the trade signal. "Patience"

Date	Price or Relative Price	Short_Term_ Radar	Medium_ Term_Radar	Caterpillar_ %	Wise_ Owl(Rnk)	324_Factor	Factor_324	Defcon _Index	Defcon _Index_Trade	Margin of Safety	75_Day_Mom	Trade_Rating (Guidance)	Trendsum
2025/01/22	0.868	No Trade	No Trade	57.67%	50	Research	-85	-99	Research Defcon Buy	-7.73%	-22.79%	B	-18
2025/01/23	0.866	No Trade	No Trade	58.77%	50	Research	-85	-99	Research Defcon Buy	-7.88%	-22.52%	B	-18
2025/01/24	0.862	No Trade	No Trade	61.16%	50	Research	-85	-99	Research Defcon Buy	-8.20%	-23.37%	A	-19
2025/01/27	0.875	No Trade	No Trade	49.07%	50	Research	-85	-98	Research Defcon Buy	-6.58%	-21.99%	B	-20
2025/01/28	0.860	No Trade	No Trade	60.77%	50	Research	-85	-100	Research Defcon Buy	-8.15%	-24.30%	A	-21
2025/01/29	0.852	No Trade	No Trade	66.40%	50	Research	-85	-100	Research Defcon Buy	-8.90%	-24.76%	A	-23
2025/01/30	0.848	No Trade	No Trade	68.81%	50	Research	-85	-100	Research Defcon Buy	-9.23%	-25.40%	A	-26
2025/01/31	0.848	No Trade	No Trade	68.89%	50	Research	-85	-100	Research Defcon Buy	-9.24%	-25.42%	A	-27
2025/02/03	0.855	No Trade	No Trade	61.20%	50	Research	-85	-99	Research Defcon Buy	-8.21%	-25.13%	A	-28
2025/02/04	0.839	No Trade	No Trade	78.95%	50	Research	-85	-100	Research Defcon Buy	-9.84%	-27.59%	A	-28
2025/02/05	0.828	No Trade	No Trade	87.89%	50	Research	-85	-100	Research Defcon Buy	-10.96%	-28.70%	A	-30
2025/02/06	0.818	No Trade	No Trade	96.26%	60	Research	-85	-100	Research Defcon Buy	-12.00%	-28.57%	A	-31
2025/02/07	0.816	No Trade	No Trade	97.81%	60	Research	-85	-100	Research Defcon Buy	-12.19%	-28.46%	A	-33
2025/02/10	0.800	No Trade	No Trade	100.00%	60	Research	-85	-100	Research Defcon Buy	-13.66%	-27.92%	A	-36
2025/02/11	0.797	No Trade	No Trade	100.00%	60	Research	-85	-100	Research Defcon Buy	-13.91%	-28.52%	A	-38
2025/02/12	0.785	No Trade	No Trade	100.00%	60	Research	-85	-100	Research Defcon Buy	-15.16%	-29.19%	A	-39
2025/02/13	0.783	No Trade	No Trade	100.00%	60	Research	-85	-100	Research Defcon Buy	-15.33%	-29.25%	A	-39
2025/02/14	0.780	No Trade	No Trade	100.00%	60	Research	-85	-100	Research Defcon Buy	-15.54%	-30.40%	A	-39
2025/02/17	0.780	No Trade	No Trade	98.72%	60	Research	-85	-100	Research Defcon Buy	-15.34%	-29.19%	A	-40
2025/02/18	0.797	No Trade	No Trade	86.94%	60	Research	-85	-98	Research Defcon Buy	-13.51%	-27.74%	B	-39
2025/02/19	0.797	No Trade	No Trade	85.87%	60	Research	-85	-98	Research Defcon Buy	-13.35%	-27.33%	B	-39
2025/02/20	0.800	Buy_Panda_ST	No Trade	83.35%	50	Research	-85	-97	Research Defcon Buy	-12.95%	-26.83%	B	-36
2025/02/21	0.799	Buy_Panda_ST	No Trade	83.97%	50	Research	-85	-98	Research Defcon Buy	-13.05%	-27.83%	B	-34
2025/02/24	0.811	Buy_Panda_ST	No Trade	74.00%	75	Research	-170	-96	Research Defcon Buy	-11.50%	-26.80%	AA	-30
2025/02/25	0.825	Buy_Panda_ST	Buy_Panda_ST	64.01%	50	Research	-170	0	Absolutely no Trade	-9.95%	-25.11%	B	-26
2025/02/26	0.825	Buy_Panda_ST	Buy_Panda_ST	63.28%	50	Research	-170	0	Absolutely no Trade	-9.83%	-23.87%	B	-21
2025/02/27	0.813	Buy_Panda_ST	Buy_Panda_ST	71.16%	75	Research	-170	-96	Research Defcon Buy	-11.06%	-25.12%	AA	-15
2025/02/28	0.811	No Trade	No Trade	72.05%	60	Research	-170	-96	Research Defcon Buy	-11.20%	-24.83%	A	-10
2025/03/03	0.799	No Trade	No Trade	79.23%	75	Research	-170	-98	Research Defcon Buy	-12.31%	-25.21%	AA	-7
2025/03/04	0.807	No Trade	No Trade	73.43%	60	Research	-170	-97	Research Defcon Buy	-11.41%	-24.11%	A	-6
2025/03/05	0.810	No Trade	No Trade	70.61%	60	Research	-170	-96	Research Defcon Buy	-10.97%	-25.11%	A	-6
2025/03/06	0.829	No Trade	No Trade	56.77%	0	Research	-85	0	Absolutely no Trade	-8.82%	-18.55%	C	-4
2025/03/07	0.848	No Trade	No Trade	43.25%	0	Research	-85	0	Absolutely no Trade	-6.72%	-17.18%	C	-2
2025/03/10	0.874	No Trade	No Trade	22.72%	0	Absolutely No	0	0	Absolutely no Trade	-3.53%	-13.73%	C	2
2025/03/11	0.856	No Trade	No Trade	35.06%	0	Absolutely No	0	0	Absolutely no Trade	-5.45%	-15.87%	C	6
2025/03/12	0.826	No Trade	No Trade	55.95%	0	Research	-85	0	Absolutely no Trade	-8.70%	-21.30%	C	8
2025/03/13	0.838	No Trade	No Trade	47.12%	0	Research	-85	0	Absolutely no Trade	-7.32%	-20.70%	C	10
2025/03/14	0.837	No Trade	No Trade	47.43%	0	Research	-85	0	Absolutely no Trade	-7.37%	-22.08%	C	11
2025/03/17	0.826	No Trade	No Trade	54.12%	0	Research	-85	0	Absolutely no Trade	-8.41%	-22.88%	C	11
2025/03/18	0.849	No Trade	No Trade	36.72%	0	Absolutely No	0	0	Absolutely no Trade	-5.71%	-20.35%	C	10



Date	9 day	9 vs 21 day	33 day
2025/01/29	Sell_9day	Sell 9 vs 21	Sell 33_Day
2025/01/30	Sell_9day	Sell 9 vs 21	Sell 33_Day
2025/01/31	Sell_9day	Sell 9 vs 21	Sell 33_Day
2025/02/03	Sell_9day	Sell 9 vs 21	Sell 33_Day
2025/02/04	Sell_9day	Sell 9 vs 21	Sell 33_Day
2025/02/05	Sell_9day	Sell 9 vs 21	Sell 33_Day
2025/02/06	Sell_9day	Sell 9 vs 21	Sell 33_Day
2025/02/07	Sell_9day	Sell 9 vs 21	Sell 33_Day
2025/02/10	Sell_9day	Sell 9 vs 21	Sell 33_Day
2025/02/11	Sell_9day	Sell 9 vs 21	Sell 33_Day
2025/02/12	Sell_9day	Sell 9 vs 21	Sell 33_Day
2025/02/13	Sell_9day	Sell 9 vs 21	Sell 33_Day
2025/02/14	Sell_9day	Sell 9 vs 21	Sell 33_Day
2025/02/17	Sell_9day	Sell 9 vs 21	Sell 33_Day
2025/02/18	Buy_9day	Sell 9 vs 21	Sell 33_Day
2025/02/19	Buy_9day	Sell 9 vs 21	Sell 33_Day
2025/02/20	Buy_9day	Sell 9 vs 21	Sell 33_Day
2025/02/21	Buy_9day	Sell 9 vs 21	Sell 33_Day
2025/02/24	Buy_9day	Sell 9 vs 21	Sell 33_Day
2025/02/25	Buy_9day	Sell 9 vs 21	Sell 33_Day
2025/02/26	Buy_9day	Sell 9 vs 21	Sell 33_Day
2025/02/27	Buy_9day	Sell 9 vs 21	Sell 33_Day
2025/02/28	Buy_9day	Sell 9 vs 21	Sell 33_Day
2025/03/03	Sell_9day	Buy 9 vs 21	Sell 33_Day
2025/03/04	Sell_9day	Buy 9 vs 21	Sell 33_Day
2025/03/05	Sell_9day	Buy 9 vs 21	Sell 33_Day
2025/03/06	Buy_9day	Buy 9 vs 21	Buy 33_Day
2025/03/07	Buy_9day	Buy 9 vs 21	Buy 33_Day
2025/03/10	Buy_9day	Buy 9 vs 21	Buy 33_Day
2025/03/11	Buy_9day	Buy 9 vs 21	Buy 33_Day
2025/03/12	Sell_9day	Buy 9 vs 21	Buy 33_Day
2025/03/13	Buy_9day	Buy 9 vs 21	Buy 33_Day
2025/03/14	Buy_9day	Buy 9 vs 21	Buy 33_Day
2025/03/17	Sell_9day	Buy 9 vs 21	Buy 33_Day
2025/03/18	Buy_9day	Buy 9 vs 21	Buy 33_Day



Trade	
(+) : Mom Days	0
(-) : Mom Days	101
Guided : Factor	66 day
324_Buy Guidance	91.2%
324_Sell Guidance	0.0%
Mom_75 (days)	-20.4%
9 vs 21 day	2.41%
Price vs 9 day	0.79%

S
e
|
|

PEG.NYS

Public Service Enterprise Group

Utilities

Multi-Utilities

New York

Market Cap : (B)

46 036

EIX.NYS

Edison International

Utilities

Electric Utilities

New York

Market Cap : (B)

33 481


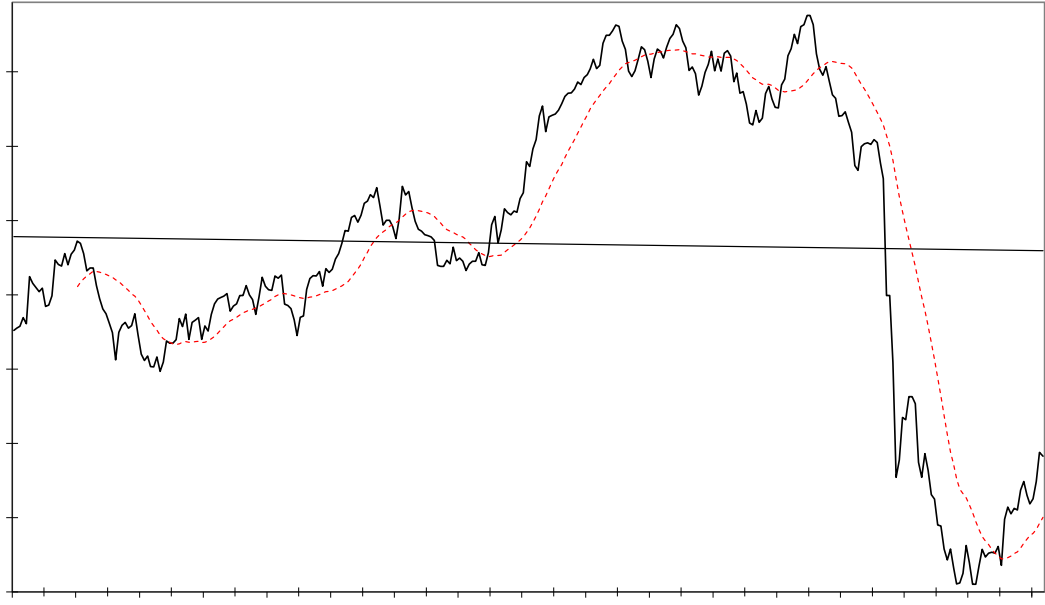
Follow the " 3day to 5day waiting period " before entering the trade : understand the Graph, Trend and Variables

Plan your enrty levels. Focus on the process not the outcome. Expect further short-term deviation from the trade signal. "Patience"

-2.241										114.383		-51.047	
Date	Price or Relative Price	Short_Term_ Radar	Medium_ Term_Radar	Caterpillar_ %	Wise_ Owl(Rnk)	324_Factor	Factor_324	Defcon _Index	Defcon _Index_Trade	Margin of Safety	75_Day_Mom	Trade_Rating (Guidance)	Trendsum
2025/01/22	1.513	No Trade	No Trade	51.94%	50	Research	-85	100	Research Defon Sell	18.73%	43.15%	A	17
2025/01/23	1.539	No Trade	No Trade	57.27%	50	Research	-85	100	Research Defon Sell	20.66%	44.14%	A	19
2025/01/24	1.496	No Trade	No Trade	47.49%	50	Research	-85	97	Research Defon Sell	17.13%	40.72%	B	20
2025/01/27	1.422	No Trade	No Trade	30.55%	0	Absolutely No	0	0	Absolutely no Trade	11.02%	32.64%	C	21
2025/01/28	1.457	Sell_Panda_ST	No Trade	37.85%	0	Absolutely No	0	0	Absolutely no Trade	13.65%	36.63%	C	22
2025/01/29	1.464	No Trade	No Trade	39.14%	0	Absolutely No	0	95	Research Defon Sell	14.12%	37.02%	C	20
2025/01/30	1.551	No Trade	No Trade	57.53%	50	Research	85	100	Research Defon Sell	20.75%	47.90%	A	22
2025/01/31	1.547	No Trade	No Trade	56.42%	50	Research	85	100	Research Defon Sell	20.35%	46.69%	A	22
2025/02/03	1.592	No Trade	No Trade	65.09%	50	Research	85	100	Research Defon Sell	23.48%	53.58%	A	23
2025/02/04	1.613	No Trade	No Trade	69.24%	50	Research	85	100	Research Defon Sell	24.97%	53.66%	A	24
2025/02/05	1.604	No Trade	No Trade	67.03%	50	Research	85	99	Research Defon Sell	24.17%	51.33%	A	24
2025/02/06	1.641	No Trade	No Trade	74.67%	50	Research	85	100	Research Defon Sell	26.93%	56.17%	A	26
2025/02/07	1.670	No Trade	No Trade	80.54%	50	Research	85	100	Research Defon Sell	29.05%	56.68%	A	30
2025/02/10	1.672	No Trade	No Trade	80.03%	50	Research	85	100	Research Defon Sell	28.86%	59.87%	A	34
2025/02/11	1.649	No Trade	No Trade	74.70%	50	Research	85	99	Research Defon Sell	26.94%	56.27%	B	38
2025/02/12	1.591	No Trade	No Trade	62.01%	50	Research	85	95	Research Defon Sell	22.36%	50.51%	B	36
2025/02/13	1.628	Sell_Panda_ST	No Trade	71.14%	50	Research	85	97	Research Defon Sell	25.12%	52.42%	B	33
2025/02/14	1.672	No Trade	No Trade	83.97%	50	Research	85	100	Research Defon Sell	28.37%	56.22%	A	28
2025/02/17	1.672	No Trade	No Trade	85.43%	50	Research	85	100	Research Defon Sell	28.02%	57.68%	A	24
2025/02/18	1.656	No Trade	No Trade	81.94%	50	Research	85	99	Research Defon Sell	26.66%	55.98%	A	19
2025/02/19	1.637	No Trade	No Trade	78.12%	50	Research	85	98	Research Defon Sell	25.09%	50.85%	B	17
2025/02/20	1.631	Sell_Panda_ST	No Trade	76.48%	50	Research	85	98	Research Defon Sell	24.56%	51.59%	B	13
2025/02/21	1.609	No Trade	No Trade	70.89%	50	Research	85	96	Research Defon Sell	22.76%	59.23%	B	11
2025/02/24	1.615	No Trade	No Trade	75.72%	50	Research	85	97	Research Defon Sell	22.87%	58.03%	B	8
2025/02/25	1.596	No Trade	No Trade	70.44%	50	Research	85	95	Research Defon Sell	21.27%	54.54%	B	5
2025/02/26	1.576	No Trade	No Trade	65.21%	0	Research	85	0	Absolutely no Trade	19.69%	52.43%	C	1
2025/02/27	1.572	No Trade	No Trade	63.72%	0	Research	85	0	Absolutely no Trade	19.24%	52.21%	C	-2
2025/02/28	1.491	No Trade	No Trade	42.97%	50	Research	170	0	Absolutely no Trade	12.98%	41.67%	B	-7
2025/03/03	1.479	No Trade	No Trade	39.10%	50	Research	170	0	Absolutely no Trade	11.81%	41.14%	B	-12
2025/03/04	1.485	No Trade	No Trade	40.20%	50	Research	170	0	Absolutely no Trade	12.14%	40.26%	B	-17
2025/03/05	1.480	No Trade	No Trade	38.51%	50	Research	170	0	Absolutely no Trade	11.63%	39.68%	B	-20
2025/03/06	1.420	No Trade	No Trade	23.23%	0	Research	85	0	Absolutely no Trade	7.01%	33.50%	C	-23
2025/03/07	1.402	No Trade	No Trade	19.29%	0	Absolutely No	0	0	Absolutely no Trade	5.60%	31.84%	C	-24
2025/03/10	1.379	No Trade	No Trade	12.27%	0	Absolutely No	0	0	Absolutely no Trade	3.57%	31.09%	C	-26
2025/03/11	1.401	No Trade	No Trade	17.68%	0	Absolutely No	0	0	Absolutely no Trade	5.13%	33.35%	C	-28
2025/03/12	1.434	No Trade	No Trade	25.87%	0	Research	85	0	Absolutely no Trade	7.51%	35.25%	C	-30
2025/03/13	1.428	No Trade	No Trade	24.00%	30	Research	85	0	Absolutely no Trade	6.97%	33.68%	C	-31
2025/03/14	1.430	No Trade	No Trade	24.21%	30	Research	85	0	Absolutely no Trade	7.03%	34.72%	C	-33
2025/03/17	1.395	No Trade	No Trade	14.04%	0	Absolutely No	0	0	Absolutely no Trade	4.08%	29.48%	C	-34
2025/03/18	1.400	No Trade	No Trade	15.04%	0	Absolutely No	0	0	Absolutely no Trade	4.37%	31.30%	C	-34



Date	9 day	9 vs 21 day	33 day
2025/01/29	Buy_9day	Buy 9 vs 21	Buy 33_Day
2025/01/30	Buy_9day	Buy 9 vs 21	Buy 33_Day
2025/01/31	Buy_9day	Buy 9 vs 21	Buy 33_Day
2025/02/03	Buy_9day	Buy 9 vs 21	Buy 33_Day
2025/02/04	Buy_9day	Buy 9 vs 21	Buy 33_Day
2025/02/05	Buy_9day	Buy 9 vs 21	Buy 33_Day
2025/02/06	Buy_9day	Buy 9 vs 21	Buy 33_Day
2025/02/07	Buy_9day	Buy 9 vs 21	Buy 33_Day
2025/02/10	Buy_9day	Buy 9 vs 21	Buy 33_Day
2025/02/11	Buy_9day	Buy 9 vs 21	Buy 33_Day
2025/02/12	Sell_9day	Buy 9 vs 21	Buy 33_Day
2025/02/13	Sell_9day	Buy 9 vs 21	Buy 33_Day
2025/02/14	Buy_9day	Buy 9 vs 21	Buy 33_Day
2025/02/17	Buy_9day	Buy 9 vs 21	Buy 33_Day
2025/02/18	Buy_9day	Buy 9 vs 21	Buy 33_Day
2025/02/19	Sell_9day	Buy 9 vs 21	Buy 33_Day
2025/02/20	Sell_9day	Buy 9 vs 21	Buy 33_Day
2025/02/21	Sell_9day	Buy 9 vs 21	Buy 33_Day
2025/02/24	Sell_9day	Buy 9 vs 21	Buy 33_Day
2025/02/25	Sell_9day	Buy 9 vs 21	Buy 33_Day
2025/02/26	Sell_9day	Buy 9 vs 21	Buy 33_Day
2025/02/27	Sell_9day	Sell 9 vs 21	Buy 33_Day
2025/02/28	Sell_9day	Sell 9 vs 21	Sell 33_Day
2025/03/03	Sell_9day	Sell 9 vs 21	Sell 33_Day
2025/03/04	Sell_9day	Sell 9 vs 21	Sell 33_Day
2025/03/05	Sell_9day	Sell 9 vs 21	Sell 33_Day
2025/03/06	Sell_9day	Sell 9 vs 21	Sell 33_Day
2025/03/07	Sell_9day	Sell 9 vs 21	Sell 33_Day
2025/03/10	Sell_9day	Sell 9 vs 21	Sell 33_Day
2025/03/11	Sell_9day	Sell 9 vs 21	Sell 33_Day
2025/03/12	Sell_9day	Sell 9 vs 21	Sell 33_Day
2025/03/13	Sell_9day	Sell 9 vs 21	Sell 33_Day
2025/03/14	Buy_9day	Sell 9 vs 21	Sell 33_Day
2025/03/17	Sell_9day	Sell 9 vs 21	Sell 33_Day
2025/03/18	Sell_9day	Sell 9 vs 21	Sell 33_Day

Strategy Universe		Pairs_NYSE_Utilities		Ascendant guidance		Apply Caution		Strategy_Open Date		2025/02/20		Caterpillar Guidance		Trade	
<div><div><div>— PEG.NYS</div><div>--- 21 per. Mov. Avg. (PEG.NYS)</div><div>— Linear (PEG.NYS)</div></div></div>				<div><div><div>— EIX.NYS</div><div>--- 21 per. Mov. Avg. (EIX.NYS)</div><div>— Linear (EIX.NYS)</div></div></div>								<div>(+) : Mom Days</div> <div>125</div>			
												<div>(-) : Mom Days</div> <div>0</div>			
												<div>Guided : Factor</div> <div>66 day</div>			
												<div>324_Buy Guidance</div> <div>0.0%</div>			
												<div>324_Sell Guidance</div> <div>83.7%</div>			
												<div>Mom_75 (days)</div> <div>31.3%</div>			
												<div>9 vs 21 day</div> <div>-6.05%</div>			
												<div>Price vs 9 day</div> <div>-0.72%</div>			

S
e
|
|

V.NYS
Visa Inc.
Technology
IT Services
New York

Follow the " 3day to 5day waiting period " before entering the trade : understand the Graph, Trend and Variables

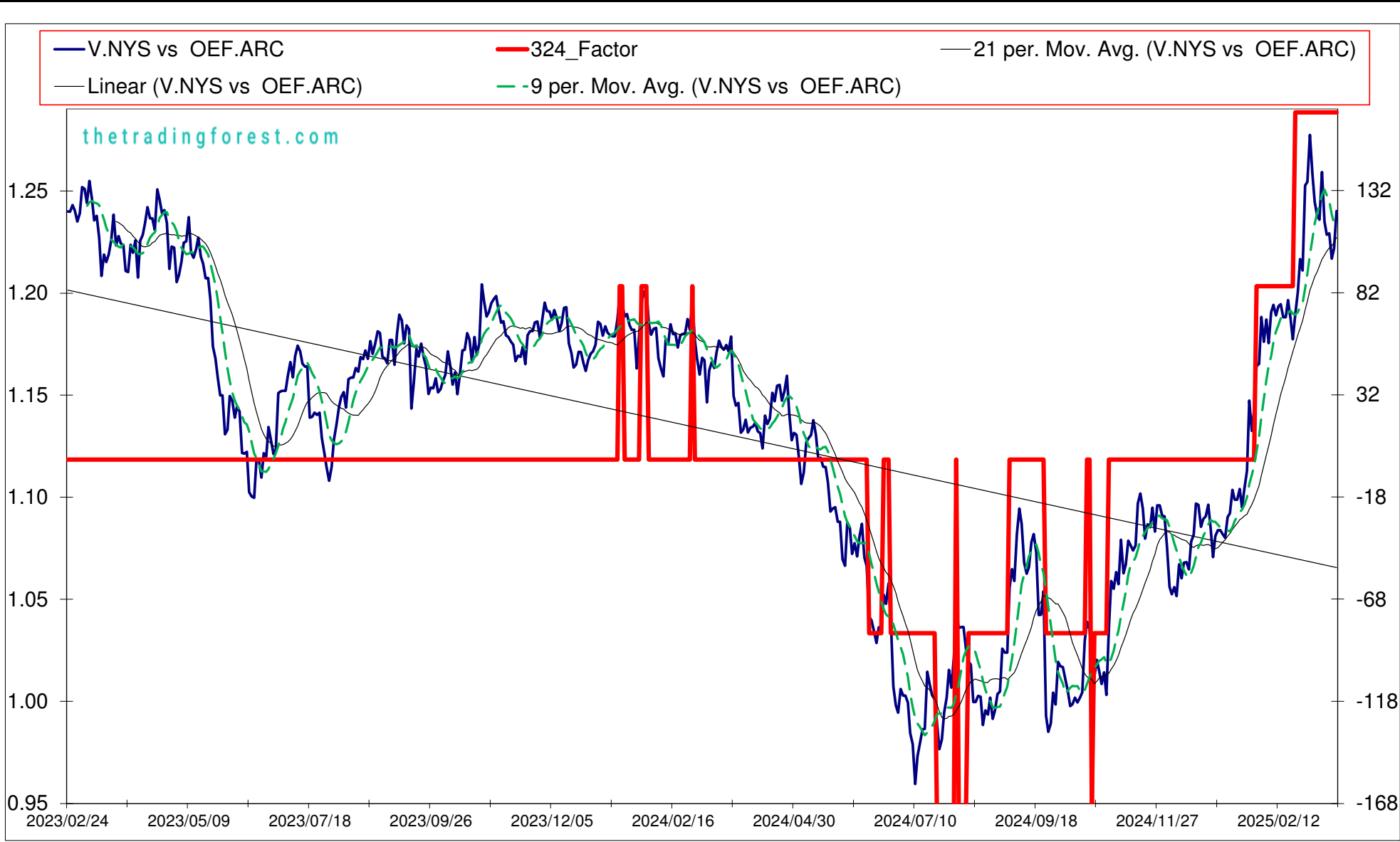
Market Cap : (B)535 574

OEF.ARC
iShares S&P 100 ETF
_Equity_Index
ETF_NYSE_Price
NYSE

Plan your enrty levels. Focus on the process not the outcome. Expect further short-term deviation from the trade signal. "Patience"

Market Cap : (B)14 530

-1.808														-10.590		5.856	
Date	Price or Relative Price	Short_Term_ Radar	Medium_ Term_Radar	Caterpillar_ %	Wise_ Owl(Rnk)	324_Factor	Factor_324	Defcon _Index	Defcon _Index_Trade	Margin of Safety	75_Day_Mom	Trade_Rating (Guidance)	Trendsum				
2025/01/22	1.090	No Trade	No Trade	14.03%	0	Absolutely No	0	91	Research Defon Sell	0.97%	7.73%	C	7				
2025/01/23	1.099	No Trade	No Trade	26.80%	0	Absolutely No	0	92	Research Defon Sell	1.86%	9.31%	C	10				
2025/01/24	1.108	No Trade	No Trade	38.34%	0	Absolutely No	0	93	Research Defon Sell	2.66%	10.74%	C	14				
2025/01/27	1.142	No Trade	No Trade	84.72%	0	Absolutely No	0	95	Research Defon Sell	5.87%	15.07%	C	17				
2025/01/28	1.128	No Trade	No Trade	65.09%	0	Absolutely No	0	93	Research Defon Sell	4.51%	13.47%	C	18				
2025/01/29	1.137	No Trade	No Trade	78.53%	0	Absolutely No	0	94	Research Defon Sell	5.44%	14.11%	C	19				
2025/01/30	1.159	No Trade	No Trade	100.00%	50	Research	85	96	Research Defon Sell	7.49%	16.58%	B	21				
2025/01/31	1.160	No Trade	No Trade	100.00%	50	Research	85	96	Research Defon Sell	7.59%	16.43%	B	24				
2025/02/03	1.183	No Trade	No Trade	100.00%	50	Research	85	97	Research Defon Sell	9.76%	18.41%	B	25				
2025/02/04	1.171	No Trade	No Trade	88.57%	50	Research	85	96	Research Defon Sell	8.64%	14.29%	C	27				
2025/02/05	1.182	No Trade	No Trade	99.05%	50	Research	85	97	Research Defon Sell	9.67%	14.33%	C	28				
2025/02/06	1.171	No Trade	No Trade	88.16%	50	Research	85	96	Research Defon Sell	8.60%	13.61%	C	29				
2025/02/07	1.186	No Trade	No Trade	100.00%	50	Research	85	97	Research Defon Sell	10.02%	16.68%	B	30				
2025/02/10	1.189	No Trade	No Trade	100.00%	60	Research	85	97	Research Defon Sell	10.39%	18.11%	B	31				
2025/02/11	1.184	No Trade	No Trade	95.52%	60	Research	85	97	Research Defon Sell	9.93%	16.64%	B	34				
2025/02/12	1.189	No Trade	No Trade	99.53%	60	Research	85	97	Research Defon Sell	10.35%	17.68%	B	35				
2025/02/13	1.190	No Trade	No Trade	100.00%	60	Research	85	97	Research Defon Sell	10.45%	18.55%	B	36				
2025/02/14	1.183	No Trade	No Trade	94.49%	60	Research	85	97	Research Defon Sell	9.87%	17.24%	B	37				
2025/02/17	1.183	No Trade	No Trade	94.82%	60	Research	85	97	Research Defon Sell	9.91%	18.55%	B	36				
2025/02/18	1.192	No Trade	No Trade	100.00%	60	Research	85	97	Research Defon Sell	10.69%	15.55%	B	38				
2025/02/19	1.183	Sell_Panda_ST	No Trade	92.39%	60	Research	85	97	Research Defon Sell	9.88%	12.21%	C	36				
2025/02/20	1.172	Sell_Panda_ST	No Trade	83.60%	50	Research	85	96	Research Defon Sell	8.94%	11.64%	C	33				
2025/02/21	1.185	No Trade	No Trade	94.44%	100	Research	170	97	Research Defon Sell	10.10%	11.96%	AA	31				
2025/02/24	1.196	No Trade	No Trade	100.00%	90	Research	170	98	Research Defon Sell	11.14%	13.61%	AAA	28				
2025/02/25	1.212	No Trade	No Trade	100.00%	90	Research	170	98	Research Defon Sell	12.65%	12.81%	AAA	27				
2025/02/26	1.206	No Trade	No Trade	95.97%	90	Research	170	98	Research Defon Sell	12.14%	14.02%	AAA	26				
2025/02/27	1.248	No Trade	No Trade	100.00%	90	Research	170	100	Research Defon Sell	16.02%	17.50%	AAA	27				
2025/02/28	1.250	No Trade	No Trade	100.00%	90	Research	170	100	Research Defon Sell	16.20%	16.38%	AAA	29				
2025/03/03	1.273	No Trade	No Trade	100.00%	90	Research	170	100	Research Defon Sell	18.37%	18.77%	AAA	30				
2025/03/04	1.254	No Trade	No Trade	90.49%	100	Research	170	99	Research Defon Sell	16.63%	17.28%	AAA	32				
2025/03/05	1.240	No Trade	No Trade	83.59%	90	Research	170	97	Research Defon Sell	15.36%	15.73%	AAA	32				
2025/03/06	1.233	No Trade	No Trade	80.10%	90	Research	170	97	Research Defon Sell	14.72%	12.90%	AA	32				
2025/03/07	1.231	Sell_Panda_ST	No Trade	79.25%	90	Research	170	97	Research Defon Sell	14.56%	12.24%	AA	29				
2025/03/10	1.254	No Trade	No Trade	91.25%	90	Research	170	99	Research Defon Sell	16.76%	15.14%	AAA	26				
2025/03/11	1.230	Sell_Panda_ST	No Trade	79.08%	90	Research	170	97	Research Defon Sell	14.53%	14.47%	AA	21				
2025/03/12	1.224	Sell_Panda_ST	No Trade	75.85%	75	Research	170	96	Research Defon Sell	13.93%	13.12%	AA	16				
2025/03/13	1.224	No Trade	No Trade	76.24%	75	Research	170	96	Research Defon Sell	14.01%	13.33%	AA	11				
2025/03/14	1.212	No Trade	No Trade	70.02%	60	Research	170	95	Research Defon Sell	12.86%	11.19%	A	6				
2025/03/17	1.217	No Trade	No Trade	72.76%	60	Research	170	96	Research Defon Sell	13.37%	12.87%	A	1				
2025/03/18	1.235	No Trade	No Trade	82.11%	75	Research	170	97	Research Defon Sell	15.09%	13.23%	AA	-1				



Date	9 day	9 vs 21 day	33 day
2025/01/29	Buy_9day	Buy 9 vs 21	Buy 33_Day
2025/01/30	Buy_9day	Buy 9 vs 21	Buy 33_Day
2025/01/31	Buy_9day	Buy 9 vs 21	Buy 33_Day
2025/02/03	Buy_9day	Buy 9 vs 21	Buy 33_Day
2025/02/04	Buy_9day	Buy 9 vs 21	Buy 33_Day
2025/02/05	Buy_9day	Buy 9 vs 21	Buy 33_Day
2025/02/06	Buy_9day	Buy 9 vs 21	Buy 33_Day
2025/02/07	Buy_9day	Buy 9 vs 21	Buy 33_Day
2025/02/10	Buy_9day	Buy 9 vs 21	Buy 33_Day
2025/02/11	Buy_9day	Buy 9 vs 21	Buy 33_Day
2025/02/12	Buy_9day	Buy 9 vs 21	Buy 33_Day
2025/02/13	Buy_9day	Buy 9 vs 21	Buy 33_Day
2025/02/14	Buy_9day	Buy 9 vs 21	Buy 33_Day
2025/02/17	Sell_9day	Buy 9 vs 21	Buy 33_Day
2025/02/18	Buy_9day	Buy 9 vs 21	Buy 33_Day
2025/02/19	Sell_9day	Buy 9 vs 21	Buy 33_Day
2025/02/20	Sell_9day	Buy 9 vs 21	Buy 33_Day
2025/02/21	Buy_9day	Buy 9 vs 21	Buy 33_Day
2025/02/24	Buy_9day	Buy 9 vs 21	Buy 33_Day
2025/02/25	Buy_9day	Buy 9 vs 21	Buy 33_Day
2025/02/26	Buy_9day	Buy 9 vs 21	Buy 33_Day
2025/02/27	Buy_9day	Buy 9 vs 21	Buy 33_Day
2025/02/28	Buy_9day	Buy 9 vs 21	Buy 33_Day
2025/03/03	Buy_9day	Buy 9 vs 21	Buy 33_Day
2025/03/04	Buy_9day	Buy 9 vs 21	Buy 33_Day
2025/03/05	Buy_9day	Buy 9 vs 21	Buy 33_Day
2025/03/06	Sell_9day	Buy 9 vs 21	Buy 33_Day
2025/03/07	Sell_9day	Buy 9 vs 21	Buy 33_Day
2025/03/10	Buy_9day	Buy 9 vs 21	Buy 33_Day
2025/03/11	Sell_9day	Buy 9 vs 21	Buy 33_Day
2025/03/12	Sell_9day	Buy 9 vs 21	Buy 33_Day
2025/03/13	Sell_9day	Buy 9 vs 21	Buy 33_Day
2025/03/14	Sell_9day	Buy 9 vs 21	Buy 33_Day
2025/03/17	Sell_9day	Buy 9 vs 21	Buy 33_Day
2025/03/18	Buy_9day	Buy 9 vs 21	Buy 33_Day

Strategy Universe	Rel vs SP100	Ascendant guidance	Trade	Strategy_Open Date	2025/02/20	Caterpillar Guidance	Trade
						(+) : Mom Days	95
						(-) : Mom Days	0
						Guided : Factor	66 day
						324_Buy Guidance	0.0%
						324_Sell Guidance	97.1%
						Mom_75 (days)	13.2%
						9 vs 21 day	0.54%
						Price vs 9 day	0.51%

LEN.NYS

BuY

Lennar Homebuilders Homebuilding

New York

Market Cap : (B)40 399

Follow the " 3day to 5day waiting period " before entering the trade : understand the Graph, Trend and Variables

XHB.ARC

SPDR Series Trust SPDR Homebuilders ETF

Homebuilders

ETF_NYSE_Price

NYSE

Market Cap : (B)2 177

Plan your enrty levels. Focus on the process not the outcome. Expect further short-term deviation from the trade signal. "Patience"

-2.107														-55.708		26.437	
Date	Price or Relative Price	Short_Term_ Radar	Medium_ Term_Radar	Caterpillar_ %	Wise_ Owl(Rnk)	324_Factor	Factor_324	Defcon _Index	Defcon _Index_Trade	Margin of Safety	75_Day_Mom	Trade_Rating (Guidance)	Trendsum				
2025/01/22	1.221	No Trade	No Trade	60.47%	50	Research	-85	-98	Research Defcon Buy	-8.06%	-19.70%	B	-37				
2025/01/23	1.202	No Trade	No Trade	71.81%	50	Research	-85	-99	Research Defcon Buy	-9.41%	-19.98%	A	-37				
2025/01/24	1.191	No Trade	No Trade	77.94%	50	Research	-85	-100	Research Defcon Buy	-10.21%	-20.62%	A	-37				
2025/01/27	1.226	No Trade	No Trade	56.60%	50	Research	-85	-97	Research Defcon Buy	-7.42%	-17.45%	B	-36				
2025/01/28	1.230	No Trade	No Trade	56.39%	50	Research	-85	-97	Research Defcon Buy	-7.04%	-16.65%	B	-35				
2025/01/29	1.216	No Trade	No Trade	64.33%	50	Research	-85	-98	Research Defcon Buy	-8.03%	-17.88%	B	-34				
2025/01/30	1.219	No Trade	No Trade	62.61%	50	Research	-85	-98	Research Defcon Buy	-7.73%	-17.00%	B	-35				
2025/01/31	1.211	No Trade	No Trade	73.63%	50	Research	-85	-98	Research Defcon Buy	-8.34%	-17.55%	B	-33				
2025/02/03	1.194	No Trade	No Trade	83.47%	50	Research	-85	-100	Research Defcon Buy	-9.45%	-20.12%	A	-32				
2025/02/04	1.204	No Trade	No Trade	76.84%	50	Research	-85	-99	Research Defcon Buy	-8.60%	-19.93%	B	-30				
2025/02/05	1.184	No Trade	No Trade	90.07%	50	Research	-85	-100	Research Defcon Buy	-10.08%	-20.60%	A	-30				
2025/02/06	1.183	No Trade	No Trade	90.38%	50	Research	-85	-100	Research Defcon Buy	-10.12%	-21.38%	A	-30				
2025/02/07	1.163	No Trade	No Trade	100.00%	60	Research	-85	-100	Research Defcon Buy	-11.63%	-21.73%	A	-31				
2025/02/10	1.156	No Trade	No Trade	100.00%	60	Research	-85	-100	Research Defcon Buy	-11.96%	-21.11%	A	-33				
2025/02/11	1.174	No Trade	No Trade	88.59%	60	Research	-85	-99	Research Defcon Buy	-10.60%	-19.84%	B	-36				
2025/02/12	1.159	No Trade	No Trade	97.21%	60	Research	-85	-100	Research Defcon Buy	-11.63%	-22.12%	A	-38				
2025/02/13	1.168	No Trade	No Trade	91.53%	60	Research	-85	-99	Research Defcon Buy	-10.95%	-21.48%	A	-37				
2025/02/14	1.161	No Trade	No Trade	95.52%	60	Research	-85	-100	Research Defcon Buy	-11.42%	-21.49%	A	-36				
2025/02/17	1.161	No Trade	No Trade	94.25%	60	Research	-85	-100	Research Defcon Buy	-11.27%	-21.35%	A	-33				
2025/02/18	1.161	No Trade	No Trade	93.37%	50	Research	-85	-100	Research Defcon Buy	-11.17%	-22.10%	A	-30				
2025/02/19	1.162	No Trade	No Trade	92.75%	50	Research	-85	-100	Research Defcon Buy	-11.09%	-22.09%	A	-28				
2025/02/20	1.180	Buy_Panda_ST	No Trade	80.55%	50	Research	-85	-98	Research Defcon Buy	-9.63%	-20.29%	B	-22				
2025/02/21	1.192	Buy_Panda_ST	Buy_Panda_ST	72.17%	50	Research	-85	-97	Research Defcon Buy	-8.63%	-19.99%	B	-18				
2025/02/24	1.191	Buy_Panda_ST	Buy_Panda_ST	71.67%	50	Research	-85	-97	Research Defcon Buy	-8.57%	-20.30%	B	-14				
2025/02/25	1.203	No Trade	No Trade	63.64%	60	Research	-170	-96	Research Defcon Buy	-7.61%	-16.22%	A	-10				
2025/02/26	1.187	No Trade	No Trade	73.44%	60	Research	-170	-97	Research Defcon Buy	-8.78%	-18.16%	AA	-6				
2025/02/27	1.195	No Trade	No Trade	67.84%	60	Research	-170	-97	Research Defcon Buy	-8.11%	-17.77%	A	-3				
2025/02/28	1.180	No Trade	No Trade	77.17%	75	Research	-170	-98	Research Defcon Buy	-9.23%	-18.33%	AA	0				
2025/03/03	1.191	No Trade	No Trade	68.50%	60	Research	-170	-97	Research Defcon Buy	-8.19%	-16.73%	A	1				
2025/03/04	1.209	No Trade	No Trade	56.41%	50	Research	-85	-95	Research Defcon Buy	-6.75%	-15.33%	B	4				
2025/03/05	1.213	No Trade	No Trade	53.93%	50	Research	-85	-95	Research Defcon Buy	-6.45%	-16.65%	B	6				
2025/03/06	1.243	No Trade	No Trade	33.82%	0	Absolutely No	0	0	Absolutely no Trade	-4.04%	-14.84%	C	8				
2025/03/07	1.229	No Trade	No Trade	42.53%	0	Absolutely No	0	0	Absolutely no Trade	-5.09%	-15.51%	C	10				
2025/03/10	1.237	No Trade	No Trade	35.86%	0	Absolutely No	0	0	Absolutely no Trade	-4.29%	-15.41%	C	11				
2025/03/11	1.230	No Trade	No Trade	40.06%	0	Absolutely No	0	0	Absolutely no Trade	-4.79%	-14.80%	C	12				
2025/03/12	1.213	No Trade	No Trade	50.17%	50	Research	-85	-95	Research Defcon Buy	-6.00%	-14.87%	C	13				
2025/03/13	1.218	No Trade	No Trade	46.94%	0	Absolutely No	0	0	Absolutely no Trade	-5.61%	-13.66%	C	13				
2025/03/14	1.211	No Trade	No Trade	50.75%	50	Research	-85	-95	Research Defcon Buy	-6.07%	-15.15%	B	13				
2025/03/17	1.209	No Trade	No Trade	50.66%	50	Research	-85	-95	Research Defcon Buy	-6.06%	-14.39%	C	10				
2025/03/18	1.211	No Trade	No Trade	48.84%	0	Absolutely No	0	-95	Research Defcon Buy	-5.84%	-14.72%	C	6				



Date	9 day	9 vs 21 day	33 day
2025/01/29	Sell_9day	Sell 9 vs 21	Sell 33_Day
2025/01/30	Sell_9day	Sell 9 vs 21	Sell 33_Day
2025/01/31	Sell_9day	Sell 9 vs 21	Sell 33_Day
2025/02/03	Sell_9day	Sell 9 vs 21	Sell 33_Day
2025/02/04	Sell_9day	Sell 9 vs 21	Sell 33_Day
2025/02/05	Sell_9day	Sell 9 vs 21	Sell 33_Day
2025/02/06	Sell_9day	Sell 9 vs 21	Sell 33_Day
2025/02/07	Sell_9day	Sell 9 vs 21	Sell 33_Day
2025/02/10	Sell_9day	Sell 9 vs 21	Sell 33_Day
2025/02/11	Sell_9day	Sell 9 vs 21	Sell 33_Day
2025/02/12	Sell_9day	Sell 9 vs 21	Sell 33_Day
2025/02/13	Sell_9day	Sell 9 vs 21	Sell 33_Day
2025/02/14	Sell_9day	Sell 9 vs 21	Sell 33_Day
2025/02/17	Sell_9day	Sell 9 vs 21	Sell 33_Day
2025/02/18	Sell_9day	Sell 9 vs 21	Sell 33_Day
2025/02/19	Sell_9day	Sell 9 vs 21	Sell 33_Day
2025/02/20	Buy_9day	Sell 9 vs 21	Sell 33_Day
2025/02/21	Buy_9day	Sell 9 vs 21	Sell 33_Day
2025/02/24	Buy_9day	Sell 9 vs 21	Sell 33_Day
2025/02/25	Buy_9day	Sell 9 vs 21	Sell 33_Day
2025/02/26	Buy_9day	Sell 9 vs 21	Sell 33_Day
2025/02/27	Buy_9day	Buy 9 vs 21	Sell 33_Day
2025/02/28	Sell_9day	Buy 9 vs 21	Sell 33_Day
2025/03/03	Buy_9day	Buy 9 vs 21	Sell 33_Day
2025/03/04	Buy_9day	Buy 9 vs 21	Buy 33_Day
2025/03/05	Buy_9day	Buy 9 vs 21	Buy 33_Day
2025/03/06	Buy_9day	Buy 9 vs 21	Buy 33_Day
2025/03/07	Buy_9day	Buy 9 vs 21	Buy 33_Day
2025/03/10	Buy_9day	Buy 9 vs 21	Buy 33_Day
2025/03/11	Buy_9day	Buy 9 vs 21	Buy 33_Day
2025/03/12	Sell_9day	Buy 9 vs 21	Buy 33_Day
2025/03/13	Sell_9day	Buy 9 vs 21	Buy 33_Day
2025/03/14	Sell_9day	Buy 9 vs 21	Buy 33_Day
2025/03/17	Sell_9day	Buy 9 vs 21	Buy 33_Day
2025/03/18	Sell_9day	Buy 9 vs 21	Buy 33_Day

Strategy Universe	Rel vs Share_ETF_Homebuilders ETF	Ascendant guidance	Research	Strategy_Open Date	2025/02/20	Caterpillar Guidance	Research	
<div><div><div>— LEN.NYS</div><div>--- 21 per. Mov. Avg. (LEN.NYS)</div><div>— Linear (LEN.NYS)</div></div><div><div>— XHB.ARC</div><div>--- 21 per. Mov. Avg. (XHB.ARC)</div><div>— Linear (XHB.ARC)</div></div></div>							(+): Mom Days	0
							(-): Mom Days	102
							Guided: Factor	66 day
							324_Buy Guidance	95.2%
							324_Sell Guidance	0.0%
							Mom_75 (days)	-14.7%
							9 vs 21 day	1.60%
							Price vs 9 day	-0.91%

EIX.NYS

B Edison International

u Utilities

y Electric Utilities

New York

Market Cap : (B)

33 481

Follow the " 3day to 5day waiting period " before entering the trade : understand the Graph, Trend and Variables

XLU.ARC

SPDR Select Sector Fund - Utilities

Utilities

ETF_NYSE_Price

NYSE

Market Cap : (B)

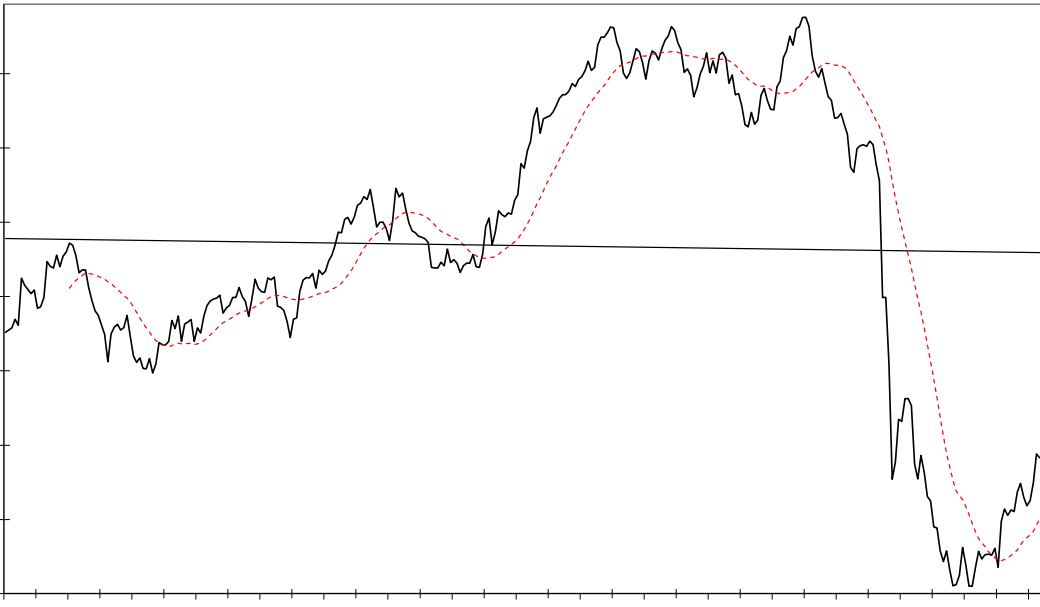

17 343

Plan your enrty levels. Focus on the process not the outcome. Expect further short-term deviation from the trade signal. "Patience"

-2.127														-64.238		30.196	
Date	Price or Relative Price	Short_Term_ Radar	Medium_ Term_Radar	Caterpillar_ %	Wise_ Owl(Rnk)	324_Factor	Factor_324	Defcon _Index	Defcon _Index_Trade	Margin of Safety	75_Day_Mom	Trade_Rating (Guidance)	Trendsum				
2025/01/22	0.744	No Trade	No Trade	100.00%	30	Absolutely No	0	-100	Research Defcon Buy	-17.16%	-30.05%	C	-30				
2025/01/23	0.728	No Trade	No Trade	100.00%	50	Absolutely No	0	-100	Research Defcon Buy	-18.92%	-31.32%	C	-33				
2025/01/24	0.741	No Trade	No Trade	92.21%	50	Absolutely No	0	-98	Research Defcon Buy	-17.45%	-30.51%	C	-36				
2025/01/27	0.744	No Trade	No Trade	89.45%	50	Absolutely No	0	-98	Research Defcon Buy	-16.92%	-30.38%	C	-38				
2025/01/28	0.733	No Trade	No Trade	95.55%	50	Absolutely No	0	-99	Research Defcon Buy	-18.08%	-31.63%	C	-37				
2025/01/29	0.727	No Trade	No Trade	98.52%	50	Absolutely No	0	-100	Research Defcon Buy	-18.64%	-31.18%	C	-38				
2025/01/30	0.690	No Trade	No Trade	100.00%	50	Absolutely No	0	-100	Research Defcon Buy	-22.73%	-34.59%	C	-39				
2025/01/31	0.693	No Trade	No Trade	98.11%	50	Absolutely No	0	-100	Research Defcon Buy	-22.30%	-34.18%	C	-40				
2025/02/03	0.670	No Trade	No Trade	100.00%	50	Absolutely No	0	-100	Research Defcon Buy	-24.78%	-36.54%	C	-41				
2025/02/04	0.666	No Trade	No Trade	100.00%	60	Research	-85	-100	Research Defcon Buy	-25.09%	-36.27%	A	-41				
2025/02/05	0.669	No Trade	No Trade	98.63%	60	Research	-85	-100	Research Defcon Buy	-24.75%	-35.60%	A	-41				
2025/02/06	0.653	No Trade	No Trade	100.00%	60	Research	-85	-100	Research Defcon Buy	-26.46%	-37.34%	A	-42				
2025/02/07	0.641	No Trade	No Trade	100.00%	100	Research	-170	-100	Research Defcon Buy	-27.78%	-38.15%	AAA	-43				
2025/02/10	0.635	No Trade	No Trade	100.00%	100	Research	-170	-100	Research Defcon Buy	-28.28%	-39.81%	AAA	-46				
2025/02/11	0.640	No Trade	No Trade	97.86%	100	Research	-170	-99	Research Defcon Buy	-27.68%	-38.89%	AAA	-47				
2025/02/12	0.665	No Trade	No Trade	87.78%	100	Research	-170	-95	Research Defcon Buy	-24.83%	-36.66%	AA	-46				
2025/02/13	0.649	No Trade	No Trade	94.02%	100	Research	-170	-98	Research Defcon Buy	-26.59%	-37.87%	AAA	-44				
2025/02/14	0.633	No Trade	No Trade	100.00%	100	Research	-170	-100	Research Defcon Buy	-28.32%	-39.31%	AAA	-44				
2025/02/17	0.633	No Trade	No Trade	99.42%	100	Research	-170	-100	Research Defcon Buy	-28.15%	-39.65%	AAA	-44				
2025/02/18	0.643	No Trade	No Trade	95.34%	100	Research	-170	-98	Research Defcon Buy	-27.00%	-38.95%	AAA	-44				
2025/02/19	0.653	No Trade	No Trade	90.89%	100	Research	-170	-97	Research Defcon Buy	-25.74%	-36.66%	AA	-43				
2025/02/20	0.647	Buy_Panda_ST	No Trade	93.26%	100	Research	-170	-98	Research Defcon Buy	-26.41%	-37.72%	AAA	-41				
2025/02/21	0.650	Buy_Panda_ST	No Trade	91.77%	100	Research	-170	-97	Research Defcon Buy	-25.99%	-38.06%	AAA	-40				
2025/02/24	0.654	Buy_Panda_ST	No Trade	89.55%	100	Research	-170	-97	Research Defcon Buy	-25.36%	-37.49%	AA	-37				
2025/02/25	0.656	Buy_Panda_ST	No Trade	88.38%	100	Research	-170	-96	Research Defcon Buy	-25.03%	-37.29%	AA	-33				
2025/02/26	0.659	Buy_Panda_ST	Buy_Panda_ST	86.99%	90	Research	-170	-96	Research Defcon Buy	-24.63%	-37.12%	AA	-29				
2025/02/27	0.658	Buy_Panda_ST	Buy_Panda_ST	87.32%	90	Research	-170	-96	Research Defcon Buy	-24.73%	-37.31%	AA	-23				
2025/02/28	0.687	Buy_Panda_ST	Buy_Panda_ST	75.29%	50	Research	-170	0	Absolutely no Trade	-21.32%	-34.72%	B	-17				
2025/03/03	0.697	No Trade	No Trade	70.79%	50	Research	-170	0	Absolutely no Trade	-20.05%	-33.92%	B	-11				
2025/03/04	0.702	No Trade	No Trade	68.23%	50	Research	-170	0	Absolutely no Trade	-19.32%	-33.03%	B	-6				
2025/03/05	0.712	No Trade	No Trade	64.05%	50	Research	-170	0	Absolutely no Trade	-18.14%	-32.29%	B	-2				
2025/03/06	0.726	No Trade	No Trade	58.28%	50	Research	-170	0	Absolutely no Trade	-16.50%	-31.25%	B	3				
2025/03/07	0.730	No Trade	No Trade	56.49%	50	Research	-170	0	Absolutely no Trade	-16.00%	-30.62%	B	7				
2025/03/10	0.729	No Trade	No Trade	55.95%	50	Research	-170	0	Absolutely no Trade	-15.84%	-31.49%	B	11				
2025/03/11	0.724	No Trade	No Trade	57.81%	50	Research	-170	0	Absolutely no Trade	-16.37%	-32.31%	B	14				
2025/03/12	0.719	No Trade	No Trade	59.73%	50	Research	-170	0	Absolutely no Trade	-16.91%	-32.40%	B	16				
2025/03/13	0.722	No Trade	No Trade	58.37%	50	Research	-170	0	Absolutely no Trade	-16.53%	-32.03%	B	16				
2025/03/14	0.723	No Trade	No Trade	57.73%	50	Research	-170	0	Absolutely no Trade	-16.35%	-32.69%	B	16				
2025/03/17	0.744	No Trade	No Trade	48.12%	50	Research	-170	0	Absolutely no Trade	-13.63%	-29.66%	B	19				
2025/03/18	0.746	No Trade	No Trade	47.11%	50	Research	-170	0	Absolutely no Trade	-13.34%	-29.98%	B	19				



Date	9 day	9 vs 21 day	33 day
2025/01/29	Sell_9day	Sell 9 vs 21	Sell 33_Day
2025/01/30	Sell_9day	Sell 9 vs 21	Sell 33_Day
2025/01/31	Sell_9day	Sell 9 vs 21	Sell 33_Day
2025/02/03	Sell_9day	Sell 9 vs 21	Sell 33_Day
2025/02/04	Sell_9day	Sell 9 vs 21	Sell 33_Day
2025/02/05	Sell_9day	Sell 9 vs 21	Sell 33_Day
2025/02/06	Sell_9day	Sell 9 vs 21	Sell 33_Day
2025/02/07	Sell_9day	Sell 9 vs 21	Sell 33_Day
2025/02/10	Sell_9day	Sell 9 vs 21	Sell 33_Day
2025/02/11	Sell_9day	Sell 9 vs 21	Sell 33_Day
2025/02/12	Buy_9day	Sell 9 vs 21	Sell 33_Day
2025/02/13	Sell_9day	Sell 9 vs 21	Sell 33_Day
2025/02/14	Sell_9day	Sell 9 vs 21	Sell 33_Day
2025/02/17	Sell_9day	Sell 9 vs 21	Sell 33_Day
2025/02/18	Sell_9day	Sell 9 vs 21	Sell 33_Day
2025/02/19	Buy_9day	Sell 9 vs 21	Sell 33_Day
2025/02/20	Buy_9day	Sell 9 vs 21	Sell 33_Day
2025/02/21	Buy_9day	Sell 9 vs 21	Sell 33_Day
2025/02/24	Buy_9day	Sell 9 vs 21	Sell 33_Day
2025/02/25	Buy_9day	Sell 9 vs 21	Sell 33_Day
2025/02/26	Buy_9day	Sell 9 vs 21	Sell 33_Day
2025/02/27	Buy_9day	Sell 9 vs 21	Sell 33_Day
2025/02/28	Buy_9day	Buy 9 vs 21	Sell 33_Day
2025/03/03	Buy_9day	Buy 9 vs 21	Buy 33_Day
2025/03/04	Buy_9day	Buy 9 vs 21	Buy 33_Day
2025/03/05	Buy_9day	Buy 9 vs 21	Buy 33_Day
2025/03/06	Buy_9day	Buy 9 vs 21	Buy 33_Day
2025/03/07	Buy_9day	Buy 9 vs 21	Buy 33_Day
2025/03/10	Buy_9day	Buy 9 vs 21	Buy 33_Day
2025/03/11	Buy_9day	Buy 9 vs 21	Buy 33_Day
2025/03/12	Buy_9day	Buy 9 vs 21	Buy 33_Day
2025/03/13	Buy_9day	Buy 9 vs 21	Buy 33_Day
2025/03/14	Buy_9day	Buy 9 vs 21	Buy 33_Day
2025/03/17	Buy_9day	Buy 9 vs 21	Buy 33_Day
2025/03/18	Buy_9day	Buy 9 vs 21	Buy 33_Day

Strategy Universe	Rel vs Share_ETF_Utilities	Ascendant guidance	Research	Strategy_Open Date	2025/02/20	Caterpillar Guidance	Trade	
<div><div><div><div>EIX.NYS</div><div>21 per. Mov. Avg. (EIX.NYS)</div><div>Linear (EIX.NYS)</div></div><div><div>XLU.ARC</div><div>21 per. Mov. Avg. (XLU.ARC)</div><div>Linear (XLU.ARC)</div></div></div></div> <div></div> <div></div> <div><div><div>(+) : Mom Days</div><div>(-) : Mom Days</div><div>Guided : Factor</div><div>324_Buy Guidance</div><div>324_Sell Guidance</div><div>Mom_75 (days)</div><div>9 vs 21 day</div><div>Price vs 9 day</div></div><div><div>0</div><div>109</div><div>66 day</div><div>82.1%</div><div>0.0%</div><div>-30.0%</div><div>5.02%</div><div>2.34%</div></div></div>								

BEI.ETR

Follow the " 3day to 5day waiting period " before entering the trade : understand the Graph, Trend and Variables

CFR.SWX

Plan your enrty levels. Focus on the process not the outcome. Expect further short-term deviation from the trade signal. "Patience"

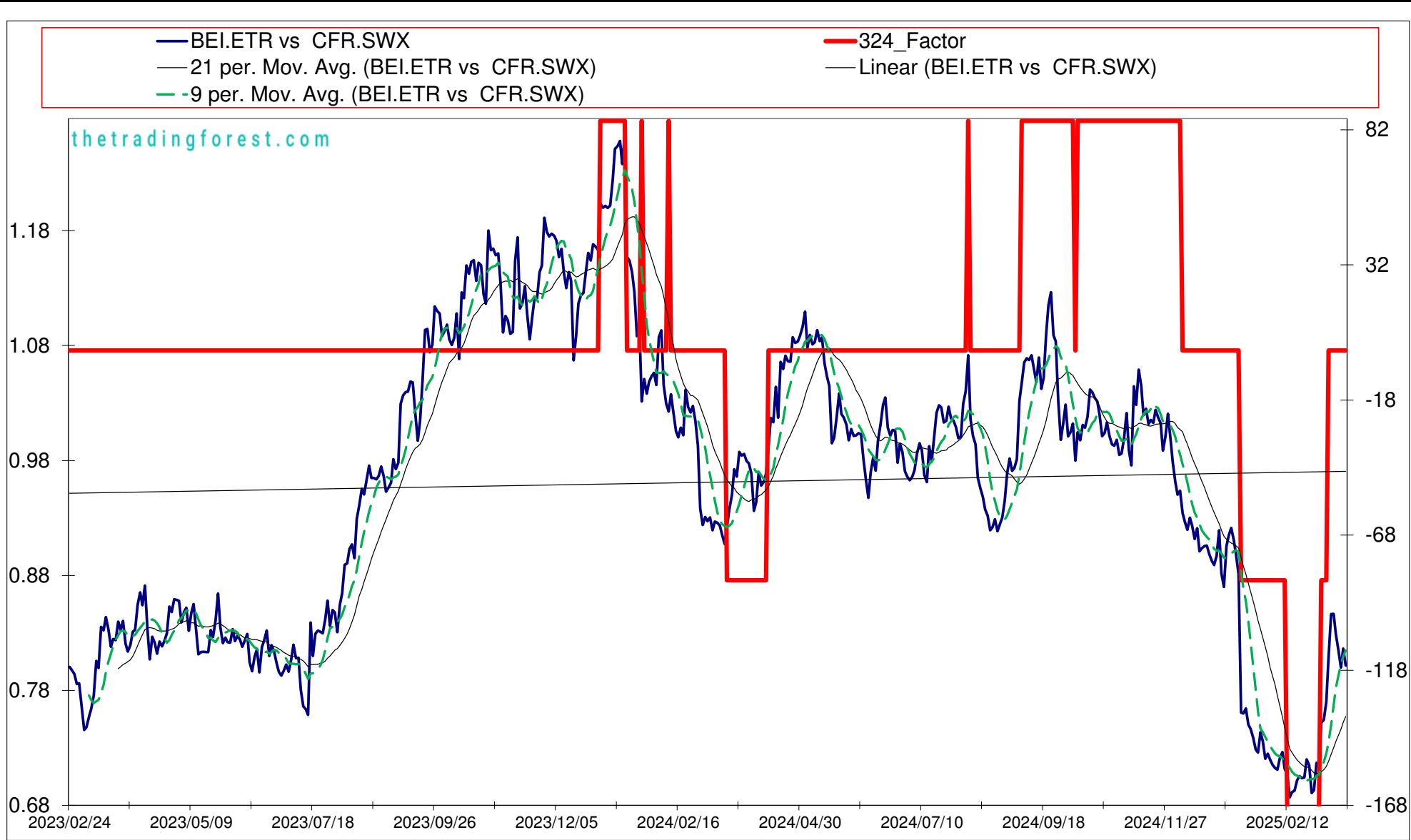
B Beiersdorf Ag
u Consumer Staples
y Personal & Household Goods

Germany Market Cap : (B) 27 556

Compagnie Financiere Richemont Sa
Consumer Discretionary
Personal & Household Goods

Switzerland Market Cap : (B) 63 613

-2.127										-70.653 33.211			
Date	Price or Relative Price	Short_Term_ Radar	Medium_ Term_Radar	Caterpillar_ %	Wise_ Owl(Rnk)	324_Factor	Factor_324	Defcon _Index	Defcon _Index_Trade	Margin of Safety	75_Day_Mom	Trade_Rating (Guidance)	Trendsum
2025/01/22	0.749	No Trade	No Trade	90.00%	50	Research	-85	-100	Research Defcon Buy	-13.55%	-25.62%	A	-25
2025/01/23	0.742	No Trade	No Trade	95.37%	50	Research	-85	-100	Research Defcon Buy	-14.36%	-26.93%	A	-27
2025/01/24	0.732	No Trade	No Trade	100.00%	50	Research	-85	-100	Research Defcon Buy	-15.46%	-25.57%	A	-30
2025/01/27	0.729	No Trade	No Trade	100.00%	60	Research	-85	-100	Research Defcon Buy	-15.59%	-27.65%	A	-31
2025/01/28	0.747	No Trade	No Trade	86.38%	60	Research	-85	-98	Research Defcon Buy	-13.47%	-25.38%	B	-32
2025/01/29	0.739	No Trade	No Trade	91.84%	60	Research	-85	-99	Research Defcon Buy	-14.32%	-27.14%	B	-32
2025/01/30	0.723	No Trade	No Trade	100.00%	60	Research	-85	-100	Research Defcon Buy	-16.02%	-28.48%	A	-32
2025/01/31	0.728	No Trade	No Trade	96.38%	60	Research	-85	-99	Research Defcon Buy	-15.44%	-28.69%	A	-33
2025/02/03	0.723	No Trade	No Trade	98.97%	60	Research	-85	-100	Research Defcon Buy	-15.86%	-30.82%	A	-34
2025/02/04	0.718	No Trade	No Trade	100.00%	60	Research	-85	-100	Research Defcon Buy	-16.32%	-31.10%	A	-36
2025/02/05	0.715	No Trade	No Trade	100.00%	60	Research	-85	-100	Research Defcon Buy	-16.59%	-31.04%	A	-38
2025/02/06	0.714	No Trade	No Trade	100.00%	60	Research	-85	-100	Research Defcon Buy	-16.67%	-30.96%	A	-38
2025/02/07	0.724	No Trade	No Trade	92.39%	60	Research	-85	-99	Research Defcon Buy	-15.40%	-29.14%	B	-38
2025/02/10	0.729	No Trade	No Trade	87.84%	60	Research	-85	-98	Research Defcon Buy	-14.65%	-27.38%	B	-38
2025/02/11	0.715	No Trade	No Trade	97.69%	60	Research	-85	-100	Research Defcon Buy	-16.29%	-29.03%	A	-36
2025/02/12	0.710	No Trade	No Trade	100.00%	100	Research	-170	-100	Research Defcon Buy	-16.75%	-30.11%	AAA	-35
2025/02/13	0.690	No Trade	No Trade	100.00%	100	Research	-170	-100	Research Defcon Buy	-19.07%	-31.32%	AAA	-33
2025/02/14	0.694	No Trade	No Trade	96.86%	100	Research	-170	-99	Research Defcon Buy	-18.48%	-30.36%	AAA	-34
2025/02/17	0.695	No Trade	No Trade	95.14%	100	Research	-170	-99	Research Defcon Buy	-18.15%	-30.15%	AAA	-35
2025/02/18	0.704	No Trade	No Trade	89.32%	100	Research	-170	-98	Research Defcon Buy	-17.04%	-29.62%	AAA	-36
2025/02/19	0.708	No Trade	No Trade	86.69%	100	Research	-170	-97	Research Defcon Buy	-16.54%	-28.31%	AAA	-36
2025/02/20	0.706	Buy_Panda_ST	No Trade	87.46%	100	Research	-170	-98	Research Defcon Buy	-16.68%	-28.58%	AAA	-33
2025/02/21	0.707	Buy_Panda_ST	No Trade	86.70%	100	Research	-170	-97	Research Defcon Buy	-16.54%	-29.47%	AAA	-31
2025/02/24	0.723	Buy_Panda_ST	Buy_Panda_ST	75.79%	90	Research	-170	-95	Research Defcon Buy	-14.46%	-29.41%	AA	-27
2025/02/25	0.718	Buy_Panda_ST	Buy_Panda_ST	78.62%	90	Research	-170	-96	Research Defcon Buy	-15.00%	-27.61%	AA	-21
2025/02/26	0.693	No Trade	No Trade	93.42%	90	Research	-170	-99	Research Defcon Buy	-17.82%	-29.13%	AAA	-19
2025/02/27	0.696	No Trade	No Trade	91.55%	90	Research	-170	-99	Research Defcon Buy	-17.46%	-33.56%	AAA	-17
2025/02/28	0.720	No Trade	No Trade	76.28%	75	Research	-170	-96	Research Defcon Buy	-14.55%	-30.19%	AA	-17
2025/03/03	0.718	Buy_Panda_ST	Buy_Panda_ST	76.66%	75	Research	-170	-96	Research Defcon Buy	-14.62%	-32.42%	AA	-16
2025/03/04	0.755	Buy_Panda_ST	Buy_Panda_ST	53.08%	0	Research	-85	0	Absolutely no Trade	-10.12%	-27.97%	C	-15
2025/03/05	0.757	Buy_Panda_ST	Buy_Panda_ST	51.26%	0	Research	-85	0	Absolutely no Trade	-9.78%	-25.94%	C	-12
2025/03/06	0.773	No Trade	No Trade	41.10%	0	Research	-85	0	Absolutely no Trade	-7.84%	-24.82%	C	-8
2025/03/07	0.812	No Trade	No Trade	16.23%	0	Absolutely No	0	0	Absolutely no Trade	-3.10%	-19.96%	C	-4
2025/03/10	0.849	No Trade	No Trade	8.15%	0	Absolutely No	0	0	Absolutely no Trade	1.58%	-16.59%	C	0
2025/03/11	0.849	No Trade	No Trade	8.69%	0	Absolutely No	0	0	Absolutely no Trade	1.69%	-16.37%	C	6
2025/03/12	0.832	No Trade	No Trade	1.91%	0	Absolutely No	0	0	Absolutely no Trade	-0.36%	-19.01%	C	12
2025/03/13	0.818	No Trade	No Trade	10.22%	0	Absolutely No	0	0	Absolutely no Trade	-1.95%	-19.85%	C	16
2025/03/14	0.803	No Trade	No Trade	19.26%	0	Absolutely No	0	0	Absolutely no Trade	-3.67%	-20.94%	C	17
2025/03/17	0.819	No Trade	No Trade	7.66%	0	Absolutely No	0	0	Absolutely no Trade	-1.46%	-17.37%	C	15
2025/03/18	0.804	No Trade	No Trade	16.56%	0	Absolutely No	0	0	Absolutely no Trade	-3.16%	-19.85%	C	12



Date	9 day	9 vs 21 day	33 day
2025/01/29	Sell_9day	Sell 9 vs 21	Sell 33_Day
2025/01/30	Sell_9day	Sell 9 vs 21	Sell 33_Day
2025/01/31	Sell_9day	Sell 9 vs 21	Sell 33_Day
2025/02/03	Sell_9day	Sell 9 vs 21	Sell 33_Day
2025/02/04	Sell_9day	Sell 9 vs 21	Sell 33_Day
2025/02/05	Sell_9day	Sell 9 vs 21	Sell 33_Day
2025/02/06	Sell_9day	Sell 9 vs 21	Sell 33_Day
2025/02/07	Sell_9day	Sell 9 vs 21	Sell 33_Day
2025/02/10	Buy_9day	Sell 9 vs 21	Sell 33_Day
2025/02/11	Sell_9day	Sell 9 vs 21	Sell 33_Day
2025/02/12	Sell_9day	Sell 9 vs 21	Sell 33_Day
2025/02/13	Sell_9day	Sell 9 vs 21	Sell 33_Day
2025/02/14	Sell_9day	Sell 9 vs 21	Sell 33_Day
2025/02/17	Sell_9day	Sell 9 vs 21	Sell 33_Day
2025/02/18	Sell_9day	Sell 9 vs 21	Sell 33_Day
2025/02/19	Buy_9day	Sell 9 vs 21	Sell 33_Day
2025/02/20	Buy_9day	Sell 9 vs 21	Sell 33_Day
2025/02/21	Buy_9day	Sell 9 vs 21	Sell 33_Day
2025/02/24	Buy_9day	Sell 9 vs 21	Sell 33_Day
2025/02/25	Buy_9day	Sell 9 vs 21	Sell 33_Day
2025/02/26	Sell_9day	Sell 9 vs 21	Sell 33_Day
2025/02/27	Sell_9day	Sell 9 vs 21	Sell 33_Day
2025/02/28	Buy_9day	Sell 9 vs 21	Sell 33_Day
2025/03/03	Buy_9day	Sell 9 vs 21	Sell 33_Day
2025/03/04	Buy_9day	Buy 9 vs 21	Buy 33_Day
2025/03/05	Buy_9day	Buy 9 vs 21	Buy 33_Day
2025/03/06	Buy_9day	Buy 9 vs 21	Buy 33_Day
2025/03/07	Buy_9day	Buy 9 vs 21	Buy 33_Day
2025/03/10	Buy_9day	Buy 9 vs 21	Buy 33_Day
2025/03/11	Buy_9day	Buy 9 vs 21	Buy 33_Day
2025/03/12	Buy_9day	Buy 9 vs 21	Buy 33_Day
2025/03/13	Buy_9day	Buy 9 vs 21	Buy 33_Day
2025/03/14	Sell_9day	Buy 9 vs 21	Buy 33_Day
2025/03/17	Buy_9day	Buy 9 vs 21	Buy 33_Day
2025/03/18	Sell_9day	Buy 9 vs 21	Buy 33_Day

Strategy Universe

Euro_Consumer Discretionary_Pairs

Ascendant guidance

Research

Strategy_Open Date

2025/02/20

Caterpillar Guidance

Trade

BEI.ETR

21 per. Mov. Avg. (BEI.ETR)

Linear (BEI.ETR)

CFR.SWX

21 per. Mov. Avg. (CFR.SWX)

Linear (CFR.SWX)

(+) : Mom Days

0

(-) : Mom Days

4

Guided : Factor

9 vs 21 day

324_Buy Guidance

83.4%

324_Sell Guidance

0.0%

Mom_75 (days)

-19.8%

9 vs 21 day

7.56%

Price vs 9 day

-1.61%

GIVN.SWX

B
u
y

Givaudan Sa

Consumer Staples

Personal & Household Goods

Switzerland

Market Cap : (B)

36 291

RMS.PAR

Hermes International

Consumer Discretionary

Personal & Household Goods

France

Market Cap : (B)

211 556

Follow the " 3day to 5day waiting period " before entering the trade : understand the Graph, Trend and Variables

Plan your enrty levels. Focus on the process not the outcome. Expect further short-term deviation from the trade signal. "Patience"

-1.8145.906														
Date	Price or Relative Price	Short_Term_Radar	Medium_Term_Radar	Caterpillar_%	Wise_Owl(Rnk)	324_Factor	Factor_324	Defcon_Index	Defcon_Index_Trade	Margin of Safety	75_Day_Mom	Trade_Rating (Guidance)	Trendsum	
2025/01/22	1.507	No Trade	No Trade	100.00%	60	Research	-85	-98	Research Defcon Buy	-16.25%	-28.49%	B	-33	
2025/01/23	1.493	No Trade	No Trade	100.00%	60	Research	-85	-99	Research Defcon Buy	-17.02%	-27.99%	B	-33	
2025/01/24	1.434	No Trade	No Trade	100.00%	60	Research	-85	-100	Research Defcon Buy	-20.30%	-29.35%	A	-37	
2025/01/27	1.515	No Trade	No Trade	77.66%	30	Research	-85	0	Absolutely no Trade	-15.76%	-26.74%	C	-40	
2025/01/28	1.512	No Trade	No Trade	78.64%	30	Research	-85	0	Absolutely no Trade	-15.96%	-27.63%	C	-41	
2025/01/29	1.486	No Trade	No Trade	85.72%	60	Research	-85	-96	Research Defcon Buy	-17.40%	-29.18%	B	-42	
2025/01/30	1.483	No Trade	No Trade	86.51%	60	Research	-85	-97	Research Defcon Buy	-17.56%	-28.65%	B	-41	
2025/01/31	1.464	No Trade	No Trade	91.66%	60	Research	-85	-98	Research Defcon Buy	-18.61%	-31.01%	B	-39	
2025/02/03	1.443	No Trade	No Trade	97.18%	60	Research	-85	-99	Research Defcon Buy	-19.73%	-32.60%	A	-37	
2025/02/04	1.440	No Trade	No Trade	98.02%	60	Research	-85	-100	Research Defcon Buy	-19.90%	-32.63%	A	-35	
2025/02/05	1.438	No Trade	No Trade	98.34%	60	Research	-85	-100	Research Defcon Buy	-19.96%	-31.24%	A	-33	
2025/02/06	1.416	No Trade	No Trade	100.00%	60	Research	-85	-100	Research Defcon Buy	-21.18%	-31.85%	A	-33	
2025/02/07	1.423	No Trade	No Trade	98.30%	60	Research	-85	-100	Research Defcon Buy	-20.82%	-31.47%	A	-35	
2025/02/10	1.392	No Trade	No Trade	100.00%	60	Research	-85	-100	Research Defcon Buy	-22.51%	-32.34%	A	-37	
2025/02/11	1.393	No Trade	No Trade	99.75%	60	Research	-85	-100	Research Defcon Buy	-22.45%	-31.97%	A	-39	
2025/02/12	1.395	No Trade	No Trade	99.28%	100	Research	-170	-100	Research Defcon Buy	-22.35%	-30.65%	AAA	-41	
2025/02/13	1.401	No Trade	No Trade	97.77%	100	Research	-170	-99	Research Defcon Buy	-22.01%	-29.70%	AAA	-40	
2025/02/14	1.430	No Trade	No Trade	90.52%	100	Research	-170	-97	Research Defcon Buy	-20.37%	-27.54%	AAA	-38	
2025/02/17	1.439	Buy_Panda_ST	No Trade	88.12%	100	Research	-170	-97	Research Defcon Buy	-19.84%	-26.61%	AA	-32	
2025/02/18	1.423	Buy_Panda_ST	No Trade	91.94%	90	Research	-170	-98	Research Defcon Buy	-20.70%	-27.82%	AAA	-26	
2025/02/19	1.440	Buy_Panda_ST	No Trade	87.80%	90	Research	-170	-97	Research Defcon Buy	-19.76%	-27.11%	AA	-20	
2025/02/20	1.423	Buy_Panda_ST	No Trade	91.93%	90	Research	-170	-98	Research Defcon Buy	-20.69%	-28.34%	AAA	-15	
2025/02/21	1.429	Buy_Panda_ST	No Trade	90.56%	90	Research	-170	-97	Research Defcon Buy	-20.38%	-27.82%	AAA	-12	
2025/02/24	1.487	No Trade	No Trade	76.05%	0	Research	-85	0	Absolutely no Trade	-17.12%	-23.67%	C	-8	
2025/02/25	1.469	No Trade	No Trade	80.33%	0	Research	-85	0	Absolutely no Trade	-18.08%	-21.50%	C	-3	
2025/02/26	1.488	No Trade	No Trade	75.70%	0	Research	-85	0	Absolutely no Trade	-17.04%	-17.74%	C	-1	
2025/02/27	1.478	No Trade	No Trade	78.19%	0	Research	-85	0	Absolutely no Trade	-17.60%	-21.73%	C	3	
2025/02/28	1.483	No Trade	No Trade	76.88%	0	Research	-85	0	Absolutely no Trade	-17.31%	-23.36%	C	6	
2025/03/03	1.493	No Trade	No Trade	74.32%	0	Research	-85	0	Absolutely no Trade	-16.73%	-24.15%	C	10	
2025/03/04	1.529	No Trade	No Trade	65.21%	0	Research	-85	0	Absolutely no Trade	-14.68%	-20.12%	C	14	
2025/03/05	1.484	No Trade	No Trade	76.37%	30	Research	-85	0	Absolutely no Trade	-17.19%	-21.02%	C	19	
2025/03/06	1.512	No Trade	No Trade	69.28%	30	Research	-85	0	Absolutely no Trade	-15.59%	-18.49%	C	24	
2025/03/07	1.585	No Trade	No Trade	51.18%	0	Research	-85	0	Absolutely no Trade	-11.52%	-16.11%	C	27	
2025/03/10	1.628	No Trade	No Trade	40.52%	0	Research	-85	0	Absolutely no Trade	-9.12%	-15.90%	C	28	
2025/03/11	1.611	No Trade	No Trade	44.71%	0	Research	-85	0	Absolutely no Trade	-10.06%	-17.45%	C	29	
2025/03/12	1.625	No Trade	No Trade	41.13%	0	Research	-85	0	Absolutely no Trade	-9.26%	-17.62%	C	29	
2025/03/13	1.639	No Trade	No Trade	37.66%	30	Research	-85	0	Absolutely no Trade	-8.48%	-15.84%	C	32	
2025/03/14	1.581	No Trade	No Trade	51.90%	30	Research	-85	0	Absolutely no Trade	-11.68%	-16.06%	C	33	
2025/03/17	1.598	No Trade	No Trade	47.54%	30	Research	-85	0	Absolutely no Trade	-10.70%	-15.09%	C	33	
2025/03/18	1.621	No Trade	No Trade	41.82%	30	Research	-85	0	Absolutely no Trade	-9.41%	-14.77%	C	33	



Date	9 day	9 vs 21 day	33 day
2025/01/29	Sell_9day	Sell 9 vs 21	Sell 33_Day
2025/01/30	Sell_9day	Sell 9 vs 21	Sell 33_Day
2025/01/31	Sell_9day	Sell 9 vs 21	Sell 33_Day
2025/02/03	Sell_9day	Sell 9 vs 21	Sell 33_Day
2025/02/04	Sell_9day	Sell 9 vs 21	Sell 33_Day
2025/02/05	Sell_9day	Sell 9 vs 21	Sell 33_Day
2025/02/06	Sell_9day	Sell 9 vs 21	Sell 33_Day
2025/02/07	Sell_9day	Sell 9 vs 21	Sell 33_Day
2025/02/10	Sell_9day	Sell 9 vs 21	Sell 33_Day
2025/02/11	Sell_9day	Sell 9 vs 21	Sell 33_Day
2025/02/12	Sell_9day	Sell 9 vs 21	Sell 33_Day
2025/02/13	Sell_9day	Sell 9 vs 21	Sell 33_Day
2025/02/14	Buy_9day	Sell 9 vs 21	Sell 33_Day
2025/02/17	Buy_9day	Sell 9 vs 21	Sell 33_Day
2025/02/18	Buy_9day	Sell 9 vs 21	Sell 33_Day
2025/02/19	Buy_9day	Sell 9 vs 21	Sell 33_Day
2025/02/20	Buy_9day	Sell 9 vs 21	Sell 33_Day
2025/02/21	Buy_9day	Sell 9 vs 21	Sell 33_Day
2025/02/24	Buy_9day	Sell 9 vs 21	Sell 33_Day
2025/02/25	Buy_9day	Sell 9 vs 21	Sell 33_Day
2025/02/26	Buy_9day	Buy 9 vs 21	Buy 33_Day
2025/02/27	Buy_9day	Buy 9 vs 21	Buy 33_Day
2025/02/28	Buy_9day	Buy 9 vs 21	Buy 33_Day
2025/03/03	Buy_9day	Buy 9 vs 21	Buy 33_Day
2025/03/04	Buy_9day	Buy 9 vs 21	Buy 33_Day
2025/03/05	Buy_9day	Buy 9 vs 21	Buy 33_Day
2025/03/06	Buy_9day	Buy 9 vs 21	Buy 33_Day
2025/03/07	Buy_9day	Buy 9 vs 21	Buy 33_Day
2025/03/10	Buy_9day	Buy 9 vs 21	Buy 33_Day
2025/03/11	Buy_9day	Buy 9 vs 21	Buy 33_Day
2025/03/12	Buy_9day	Buy 9 vs 21	Buy 33_Day
2025/03/13	Buy_9day	Buy 9 vs 21	Buy 33_Day
2025/03/14	Buy_9day	Buy 9 vs 21	Buy 33_Day
2025/03/17	Buy_9day	Buy 9 vs 21	Buy 33_Day
2025/03/18	Buy_9day	Buy 9 vs 21	Buy 33_Day

Strategy Universe		Euro_Consumer Discretionary_Pairs		Ascendant guidance		Trade		Strategy_Open Date		2025/02/20		Caterpillar Guidance		Trade			
<div><div><p>— GIVN.SWX - - - 21 per. Mov. Avg. (GIVN.SWX) — Linear (GIVN.SWX)</p></div><div><p>— RMS.PAR - - - 21 per. Mov. Avg. (RMS.PAR) — Linear (RMS.PAR)</p></div></div>														(+): Mom Days		0	
		(-): Mom Days		0													
		Guided: Factor		9 vs 21 day													
		324_Buy Guidance		83.5%													
		324_Sell Guidance		0.0%													
		Mom_75 (days)		-14.8%													
		9 vs 21 day		4.92%													
		Price vs 9 day		1.32%													

PUM.ETR

B
u
y

Puma Se

Consumer Discretionary

Personal & Household Goods

Germany

Market Cap : (B)

6 541

Follow the " 3day to 5day waiting period " before entering the trade : understand the Graph, Trend and Variables

RMS.PAR

Hermes International

Consumer Discretionary

Personal & Household Goods

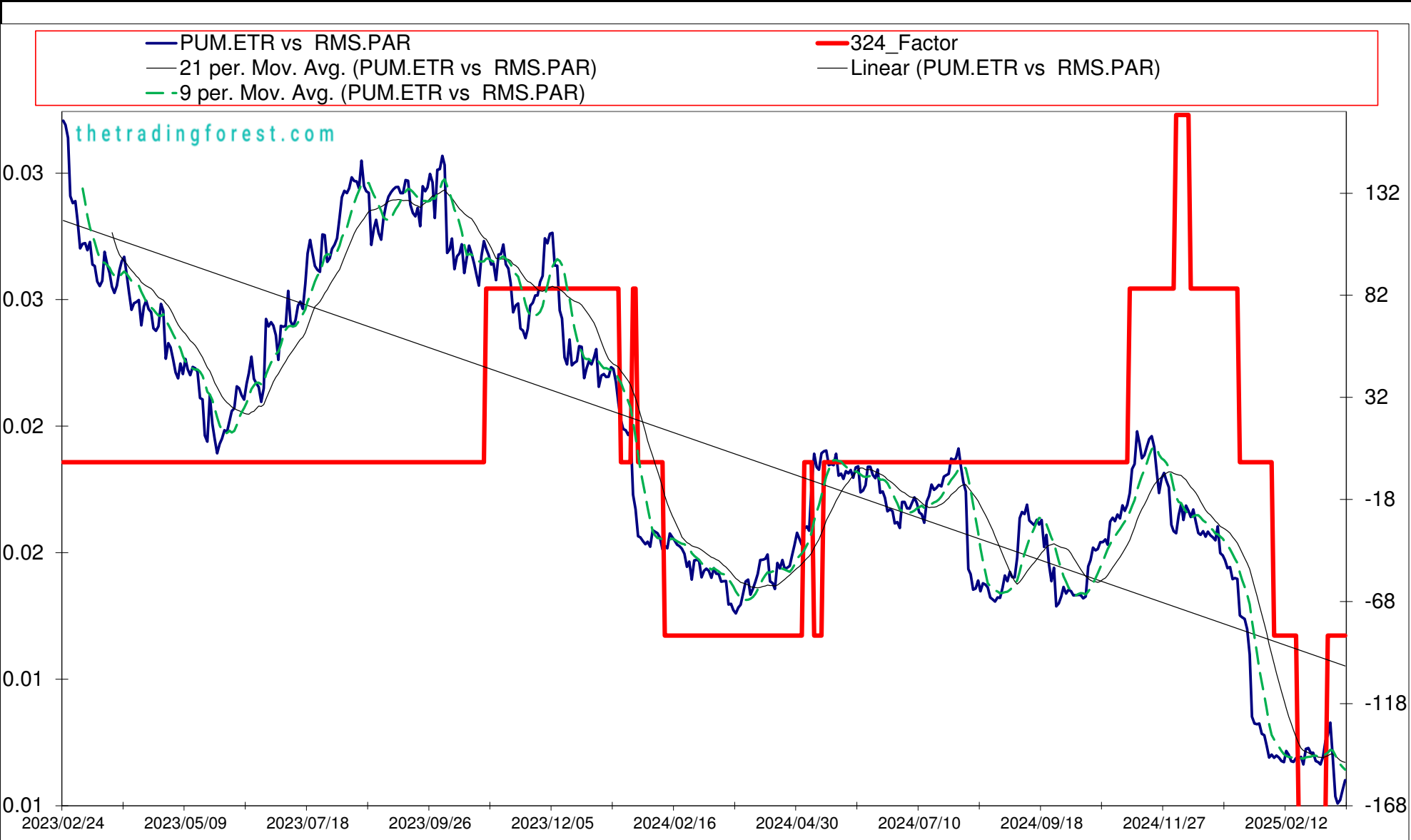
France

Market Cap : (B)

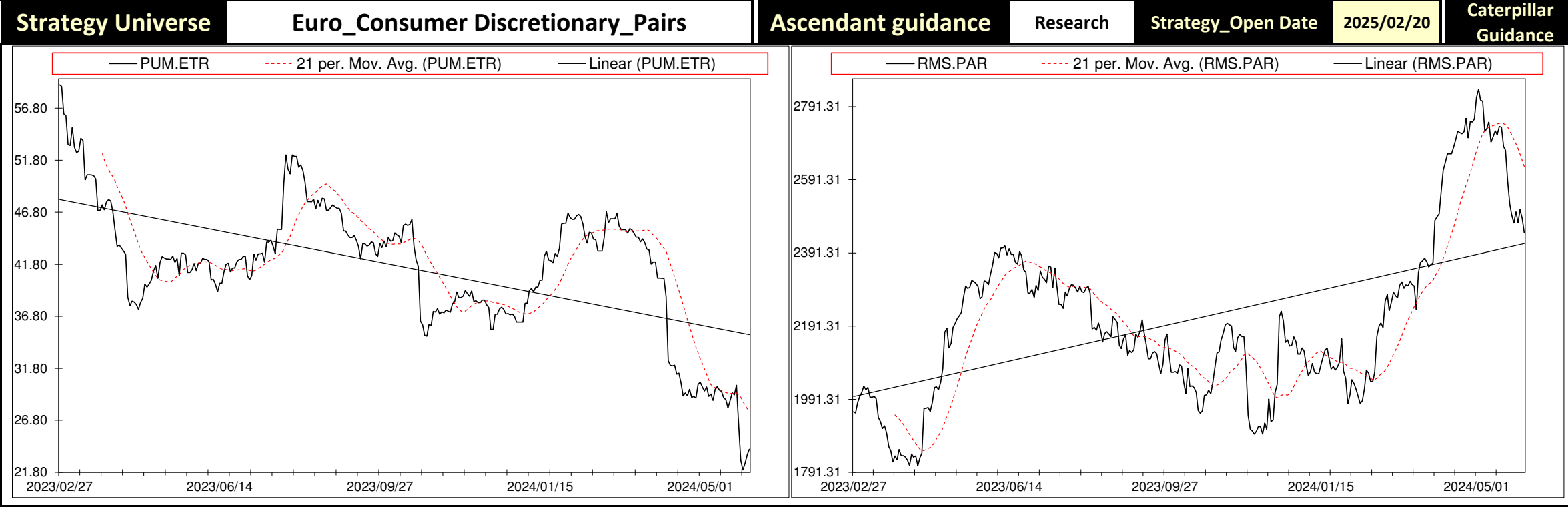
211 556

Plan your enrty levels. Focus on the process not the outcome. Expect further short-term deviation from the trade signal. "Patience"

-2.151-96.04744.658														
Date	Price or Relative Price	Short_Term_Radar	Medium_Term_Radar	Caterpillar_%	Wise_Owl(Rnk)	324_Factor	Factor_324	Defcon_Index	Defcon_Index_Trade	Margin of Safety	75_Day_Mom	Trade_Rating (Guidance)	Trendsum	
2025/01/22	0.015	No Trade	No Trade	24.73%	30	Absolutely No	0	-100	Research Defcon Buy	-5.95%	-14.77%	C	-38	
2025/01/23	0.012	No Trade	No Trade	89.41%	50	Absolutely No	0	-100	Research Defcon Buy	-21.51%	-28.68%	C	-39	
2025/01/24	0.012	No Trade	No Trade	96.22%	50	Absolutely No	0	-100	Research Defcon Buy	-23.14%	-29.62%	C	-41	
2025/01/27	0.012	No Trade	No Trade	95.54%	50	Absolutely No	0	-100	Research Defcon Buy	-22.98%	-29.75%	C	-43	
2025/01/28	0.012	No Trade	No Trade	94.54%	50	Absolutely No	0	-100	Research Defcon Buy	-22.74%	-29.64%	C	-44	
2025/01/29	0.012	No Trade	No Trade	100.00%	50	Absolutely No	0	-100	Research Defcon Buy	-25.25%	-32.01%	C	-45	
2025/01/30	0.012	No Trade	No Trade	100.00%	50	Absolutely No	0	-100	Research Defcon Buy	-25.50%	-31.78%	C	-45	
2025/01/31	0.011	No Trade	No Trade	100.00%	50	Absolutely No	0	-100	Research Defcon Buy	-28.23%	-34.64%	C	-45	
2025/02/03	0.011	No Trade	No Trade	100.00%	50	Absolutely No	0	-100	Research Defcon Buy	-30.82%	-41.33%	C	-45	
2025/02/04	0.011	No Trade	No Trade	97.24%	50	Absolutely No	0	-99	Research Defcon Buy	-29.97%	-41.47%	C	-45	
2025/02/05	0.011	No Trade	No Trade	99.61%	60	Research	-85	-100	Research Defcon Buy	-30.71%	-43.68%	A	-45	
2025/02/06	0.011	No Trade	No Trade	97.47%	60	Research	-85	-99	Research Defcon Buy	-30.04%	-42.87%	A	-45	
2025/02/07	0.011	No Trade	No Trade	98.88%	60	Research	-85	-100	Research Defcon Buy	-30.48%	-43.47%	A	-46	
2025/02/10	0.011	No Trade	No Trade	100.00%	60	Research	-85	-100	Research Defcon Buy	-31.10%	-44.95%	A	-47	
2025/02/11	0.011	No Trade	No Trade	100.00%	60	Research	-85	-100	Research Defcon Buy	-31.34%	-45.22%	A	-48	
2025/02/12	0.011	No Trade	No Trade	90.47%	60	Research	-85	-96	Research Defcon Buy	-28.35%	-43.23%	B	-48	
2025/02/13	0.011	Buy_Panda_ST	No Trade	93.34%	60	Research	-85	-97	Research Defcon Buy	-29.26%	-43.42%	B	-45	
2025/02/14	0.011	No Trade	No Trade	98.35%	60	Research	-85	-100	Research Defcon Buy	-30.82%	-47.25%	A	-42	
2025/02/17	0.011	No Trade	No Trade	98.05%	60	Research	-85	-100	Research Defcon Buy	-30.73%	-47.79%	A	-39	
2025/02/18	0.011	No Trade	No Trade	94.62%	60	Research	-85	-98	Research Defcon Buy	-29.66%	-46.68%	B	-37	
2025/02/19	0.011	No Trade	No Trade	94.51%	100	Research	-170	-99	Research Defcon Buy	-29.62%	-47.42%	AAA	-35	
2025/02/20	0.011	Buy_Panda_ST	No Trade	93.12%	100	Research	-170	-98	Research Defcon Buy	-29.18%	-46.75%	AAA	-31	
2025/02/21	0.010	No Trade	No Trade	99.06%	90	Research	-170	-100	Research Defcon Buy	-31.05%	-49.51%	AAA	-30	
2025/02/24	0.011	Buy_Panda_ST	Buy_Panda_ST	85.23%	50	Research	-170	0	Absolutely no Trade	-26.71%	-45.97%	B	-27	
2025/02/25	0.011	Buy_Panda_ST	Buy_Panda_ST	84.19%	50	Research	-170	0	Absolutely no Trade	-26.39%	-46.42%	B	-25	
2025/02/26	0.011	Buy_Panda_ST	Buy_Panda_ST	87.92%	90	Research	-170	-96	Research Defcon Buy	-27.56%	-48.49%	AA	-22	
2025/02/27	0.011	Buy_Panda_ST	Buy_Panda_ST	87.63%	90	Research	-170	-96	Research Defcon Buy	-27.46%	-50.70%	AA	-20	
2025/02/28	0.011	No Trade	No Trade	94.17%	90	Research	-170	-99	Research Defcon Buy	-29.51%	-52.59%	AAA	-17	
2025/03/03	0.011	No Trade	No Trade	94.38%	90	Research	-170	-99	Research Defcon Buy	-29.58%	-55.39%	AAA	-15	
2025/03/04	0.010	No Trade	No Trade	96.02%	90	Research	-170	-100	Research Defcon Buy	-30.10%	-54.83%	AAA	-15	
2025/03/05	0.011	No Trade	No Trade	89.37%	90	Research	-170	-97	Research Defcon Buy	-28.01%	-52.37%	AAA	-17	
2025/03/06	0.011	Buy_Panda_ST	Buy_Panda_ST	75.32%	50	Research	-170	0	Absolutely no Trade	-23.61%	-49.79%	B	-16	
2025/03/07	0.012	Buy_Panda_ST	Buy_Panda_ST	70.52%	0	Research	-85	0	Absolutely no Trade	-22.10%	-49.63%	C	-14	
2025/03/10	0.012	Buy_Panda_ST	Buy_Panda_ST	58.62%	0	Research	-85	0	Absolutely no Trade	-18.37%	-48.09%	C	-12	
2025/03/11	0.011	No Trade	No Trade	88.57%	50	Research	-85	-98	Research Defcon Buy	-27.76%	-54.35%	B	-10	
2025/03/12	0.009	No Trade	No Trade	100.00%	50	Research	-85	-100	Research Defcon Buy	-37.91%	-60.07%	A	-10	
2025/03/13	0.009	No Trade	No Trade	100.00%	50	Research	-85	-100	Research Defcon Buy	-39.70%	-59.54%	A	-9	
2025/03/14	0.009	No Trade	No Trade	97.50%	50	Research	-85	-98	Research Defcon Buy	-38.71%	-57.32%	B	-9	
2025/03/17	0.009	No Trade	No Trade	89.94%	30	Research	-85	0	Absolutely no Trade	-35.71%	-56.59%	C	-10	
2025/03/18	0.010	No Trade	No Trade	83.21%	0	Research	-85	0	Absolutely no Trade	-33.04%	-55.28%	C	-9	



Date	9 day	9 vs 21 day	33 day
2025/01/29	Sell_9day	Sell 9 vs 21	Sell 33_Day
2025/01/30	Sell_9day	Sell 9 vs 21	Sell 33_Day
2025/01/31	Sell_9day	Sell 9 vs 21	Sell 33_Day
2025/02/03	Sell_9day	Sell 9 vs 21	Sell 33_Day
2025/02/04	Sell_9day	Sell 9 vs 21	Sell 33_Day
2025/02/05	Sell_9day	Sell 9 vs 21	Sell 33_Day
2025/02/06	Sell_9day	Sell 9 vs 21	Sell 33_Day
2025/02/07	Sell_9day	Sell 9 vs 21	Sell 33_Day
2025/02/10	Sell_9day	Sell 9 vs 21	Sell 33_Day
2025/02/11	Sell_9day	Sell 9 vs 21	Sell 33_Day
2025/02/12	Buy_9day	Sell 9 vs 21	Sell 33_Day
2025/02/13	Buy_9day	Sell 9 vs 21	Sell 33_Day
2025/02/14	Sell_9day	Sell 9 vs 21	Sell 33_Day
2025/02/17	Sell_9day	Sell 9 vs 21	Sell 33_Day
2025/02/18	Buy_9day	Sell 9 vs 21	Sell 33_Day
2025/02/19	Buy_9day	Sell 9 vs 21	Sell 33_Day
2025/02/20	Buy_9day	Sell 9 vs 21	Sell 33_Day
2025/02/21	Sell_9day	Sell 9 vs 21	Sell 33_Day
2025/02/24	Buy_9day	Sell 9 vs 21	Sell 33_Day
2025/02/25	Buy_9day	Sell 9 vs 21	Sell 33_Day
2025/02/26	Buy_9day	Sell 9 vs 21	Sell 33_Day
2025/02/27	Buy_9day	Sell 9 vs 21	Sell 33_Day
2025/02/28	Sell_9day	Buy 9 vs 21	Sell 33_Day
2025/03/03	Sell_9day	Buy 9 vs 21	Sell 33_Day
2025/03/04	Sell_9day	Buy 9 vs 21	Sell 33_Day
2025/03/05	Sell_9day	Buy 9 vs 21	Sell 33_Day
2025/03/06	Buy_9day	Buy 9 vs 21	Buy 33_Day
2025/03/07	Buy_9day	Buy 9 vs 21	Buy 33_Day
2025/03/10	Buy_9day	Buy 9 vs 21	Buy 33_Day
2025/03/11	Sell_9day	Buy 9 vs 21	Sell 33_Day
2025/03/12	Sell_9day	Buy 9 vs 21	Sell 33_Day
2025/03/13	Sell_9day	Sell 9 vs 21	Sell 33_Day
2025/03/14	Sell_9day	Sell 9 vs 21	Sell 33_Day
2025/03/17	Sell_9day	Sell 9 vs 21	Sell 33_Day
2025/03/18	Sell_9day	Sell 9 vs 21	Sell 33_Day



Caterpillar Guidance	Trade
(+) : Mom Days	0
(-) : Mom Days	52
Guided : Factor	33 day
324_Buy Guidance	89.7%
324_Sell Guidance	0.0%
Mom_75 (days)	-55.3%
9 vs 21 day	-2.70%
Price vs 9 day	-4.07%

S
e
l
l

BDX.NYS

Becton Dickinson

Health Care

Health Care Equipment & Supplies

New York

Market Cap : (B)

64 746

HOLX.NAS

Hologic

Health Care

Health Care Equipment & Supplies

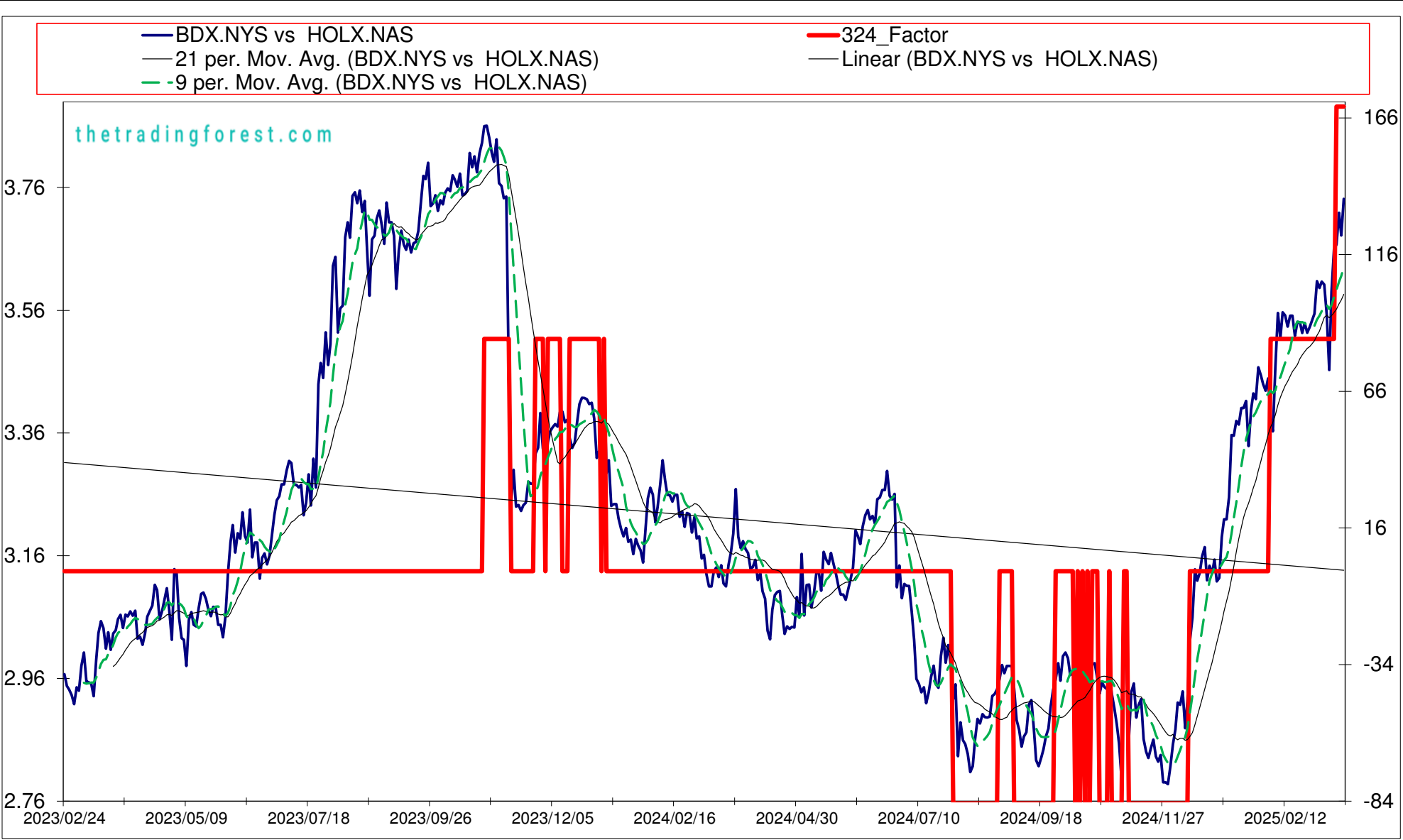
New York

Market Cap : (B)

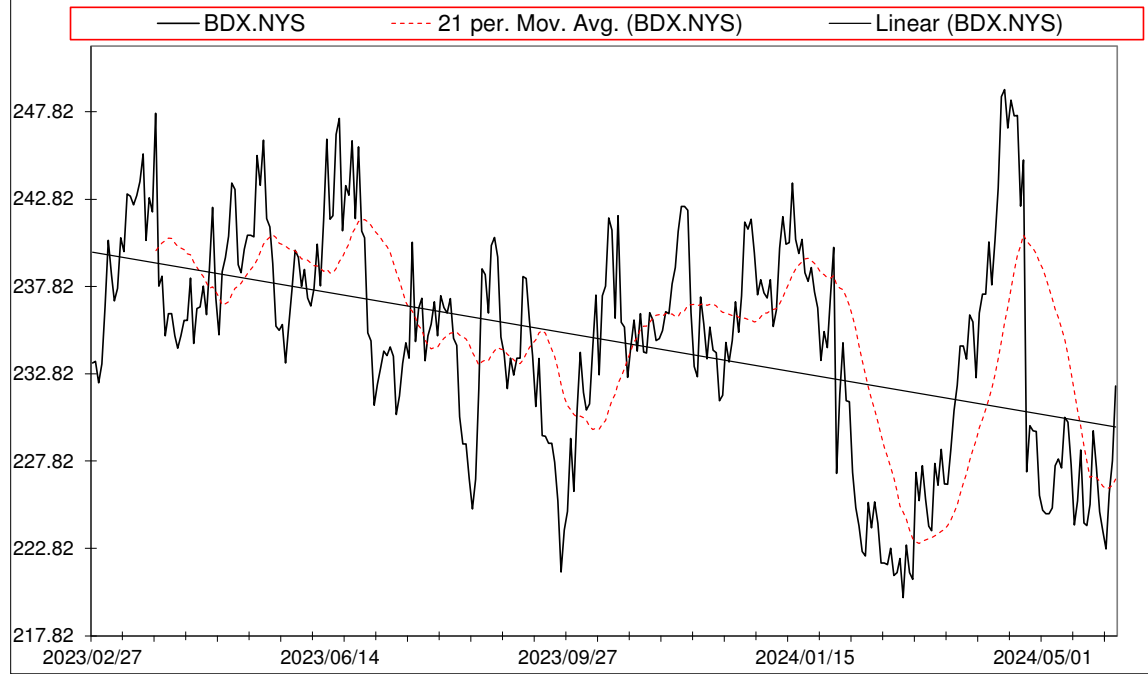
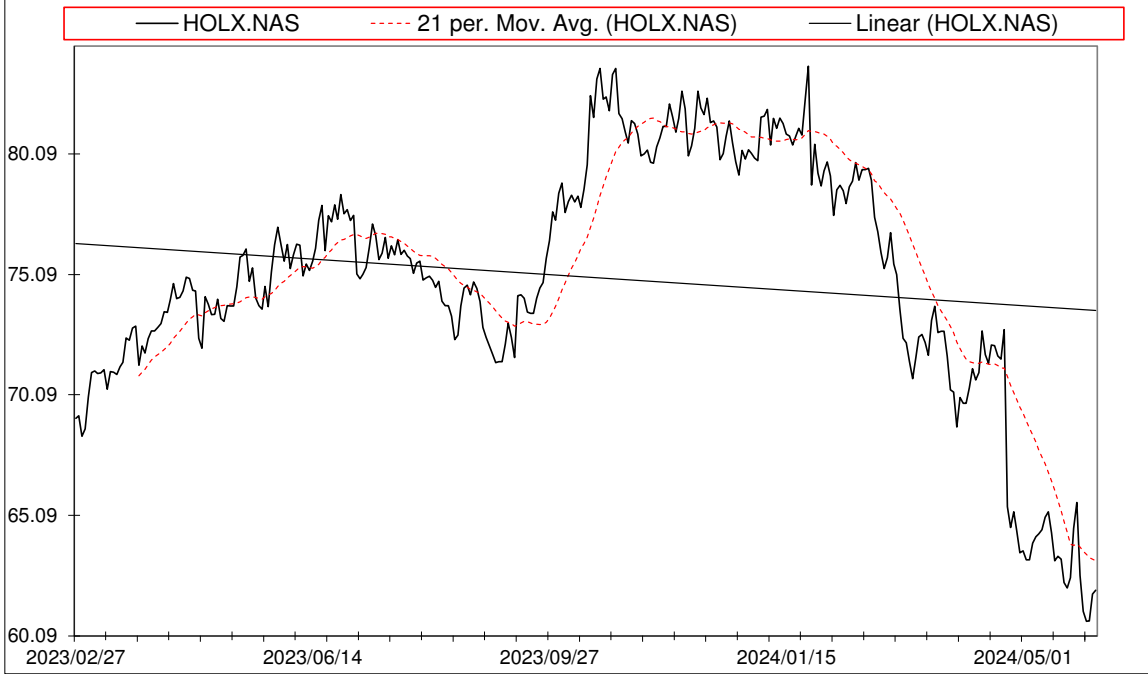
18 343

Plan your enrty levels. Focus on the process not the outcome. Expect further short-term deviation from the trade signal. "Patience"

11.346						1.843						0.162	
Date	Price or Relative Price	Short_Term_ Radar	Medium_ Term_Radar	Caterpillar_ %	Wise_ Owl(Rnk)	324_Factor	Factor_324	Defcon _Index	Defcon _Index_Trade	Margin of Safety	75_Day_Mom	Trade_Rating (Guidance)	Trendsum
2025/01/22	3.342	No Trade	No Trade	25.21%	0	Absolutely No	0	92	Research Defon Sell	5.92%	11.54%	C	32
2025/01/23	3.401	No Trade	No Trade	33.19%	0	Absolutely No	0	93	Research Defon Sell	7.80%	14.57%	C	29
2025/01/24	3.428	No Trade	No Trade	36.77%	0	Absolutely No	0	94	Research Defon Sell	8.64%	15.31%	C	28
2025/01/27	3.419	No Trade	No Trade	35.48%	0	Absolutely No	0	94	Research Defon Sell	8.34%	15.69%	C	28
2025/01/28	3.471	No Trade	No Trade	42.48%	0	Absolutely No	0	94	Research Defon Sell	9.98%	16.73%	C	27
2025/01/29	3.457	No Trade	No Trade	40.72%	0	Absolutely No	0	94	Research Defon Sell	9.57%	17.31%	C	28
2025/01/30	3.443	No Trade	No Trade	38.77%	0	Absolutely No	0	94	Research Defon Sell	9.11%	16.19%	C	28
2025/01/31	3.432	No Trade	No Trade	37.29%	0	Absolutely No	0	93	Research Defon Sell	8.76%	16.71%	C	27
2025/02/03	3.452	No Trade	No Trade	40.00%	0	Absolutely No	0	94	Research Defon Sell	9.40%	16.59%	C	23
2025/02/04	3.387	Sell_Panda_ST	No Trade	31.12%	30	Research	85	92	Research Defon Sell	7.31%	15.51%	C	18
2025/02/05	3.366	Sell_Panda_ST	Sell_Panda_ST	28.35%	30	Research	85	92	Research Defon Sell	6.66%	12.71%	C	14
2025/02/06	3.472	No Trade	No Trade	42.54%	30	Research	85	94	Research Defon Sell	10.00%	16.17%	C	13
2025/02/07	3.559	No Trade	No Trade	55.86%	50	Research	85	96	Research Defon Sell	12.77%	20.08%	B	12
2025/02/10	3.519	No Trade	No Trade	50.39%	30	Research	85	95	Research Defon Sell	11.48%	19.75%	C	12
2025/02/11	3.560	No Trade	No Trade	56.17%	50	Research	85	96	Research Defon Sell	12.79%	20.41%	B	11
2025/02/12	3.555	No Trade	No Trade	55.45%	50	Research	85	96	Research Defon Sell	12.63%	20.54%	B	13
2025/02/13	3.537	No Trade	No Trade	58.83%	50	Research	85	95	Research Defon Sell	12.05%	20.05%	B	15
2025/02/14	3.555	No Trade	No Trade	62.03%	50	Research	85	96	Research Defon Sell	12.62%	19.72%	B	17
2025/02/17	3.555	No Trade	No Trade	63.75%	50	Research	85	96	Research Defon Sell	12.61%	20.97%	B	16
2025/02/18	3.522	No Trade	No Trade	58.43%	30	Research	85	95	Research Defon Sell	11.56%	20.78%	C	15
2025/02/19	3.545	Sell_Panda_ST	No Trade	96.02%	50	Research	85	95	Research Defon Sell	12.28%	22.71%	B	12
2025/02/20	3.544	No Trade	No Trade	95.79%	50	Research	85	95	Research Defon Sell	12.26%	24.02%	B	9
2025/02/21	3.527	No Trade	No Trade	91.54%	50	Research	85	95	Research Defon Sell	11.71%	26.00%	B	4
2025/02/24	3.543	No Trade	No Trade	95.48%	50	Research	85	95	Research Defon Sell	12.22%	17.64%	B	0
2025/02/25	3.527	No Trade	No Trade	91.52%	50	Research	85	95	Research Defon Sell	11.71%	18.25%	B	-2
2025/02/26	3.536	No Trade	No Trade	93.84%	50	Research	85	95	Research Defon Sell	12.01%	23.46%	B	-2
2025/02/27	3.546	No Trade	No Trade	96.32%	50	Research	85	95	Research Defon Sell	12.32%	20.58%	B	-1
2025/02/28	3.558	No Trade	No Trade	99.16%	50	Research	85	96	Research Defon Sell	12.69%	20.39%	B	3
2025/03/03	3.611	No Trade	No Trade	100.00%	50	Research	85	96	Research Defon Sell	14.36%	24.53%	B	7
2025/03/04	3.600	No Trade	No Trade	97.59%	50	Research	85	96	Research Defon Sell	14.01%	23.27%	B	11
2025/03/05	3.610	No Trade	No Trade	99.85%	50	Research	85	96	Research Defon Sell	14.33%	23.23%	B	12
2025/03/06	3.605	No Trade	No Trade	98.79%	50	Research	85	96	Research Defon Sell	14.18%	25.87%	B	12
2025/03/07	3.557	No Trade	No Trade	87.99%	50	Research	85	95	Research Defon Sell	12.63%	25.04%	B	9
2025/03/10	3.466	No Trade	No Trade	68.01%	30	Research	85	93	Research Defon Sell	9.76%	22.32%	C	7
2025/03/11	3.594	No Trade	No Trade	96.10%	50	Research	85	96	Research Defon Sell	13.80%	26.10%	B	5
2025/03/12	3.663	No Trade	No Trade	100.00%	50	Research	85	97	Research Defon Sell	16.00%	27.91%	B	5
2025/03/13	3.670	No Trade	No Trade	100.00%	75	Research	170	97	Research Defon Sell	16.22%	29.40%	AA	5
2025/03/14	3.722	No Trade	No Trade	100.00%	75	Research	170	98	Research Defon Sell	17.87%	31.62%	AA	6
2025/03/17	3.685	No Trade	No Trade	93.42%	75	Research	170	97	Research Defon Sell	16.69%	29.83%	AA	9
2025/03/18	3.745	No Trade	No Trade	100.00%	90	Research	170	98	Research Defon Sell	18.58%	34.03%	AAA	12



Date	9 day	9 vs 21 day	33 day
2025/01/29	Buy_9day	Buy 9 vs 21	Buy 33_Day
2025/01/30	Buy_9day	Buy 9 vs 21	Buy 33_Day
2025/01/31	Buy_9day	Buy 9 vs 21	Buy 33_Day
2025/02/03	Buy_9day	Buy 9 vs 21	Buy 33_Day
2025/02/04	Sell_9day	Buy 9 vs 21	Buy 33_Day
2025/02/05	Sell_9day	Buy 9 vs 21	Buy 33_Day
2025/02/06	Buy_9day	Buy 9 vs 21	Buy 33_Day
2025/02/07	Buy_9day	Buy 9 vs 21	Buy 33_Day
2025/02/10	Buy_9day	Buy 9 vs 21	Buy 33_Day
2025/02/11	Buy_9day	Buy 9 vs 21	Buy 33_Day
2025/02/12	Buy_9day	Buy 9 vs 21	Buy 33_Day
2025/02/13	Buy_9day	Buy 9 vs 21	Buy 33_Day
2025/02/14	Buy_9day	Buy 9 vs 21	Buy 33_Day
2025/02/17	Buy_9day	Buy 9 vs 21	Buy 33_Day
2025/02/18	Sell_9day	Buy 9 vs 21	Buy 33_Day
2025/02/19	Sell_9day	Buy 9 vs 21	Buy 33_Day
2025/02/20	Buy_9day	Buy 9 vs 21	Buy 33_Day
2025/02/21	Sell_9day	Buy 9 vs 21	Buy 33_Day
2025/02/24	Buy_9day	Buy 9 vs 21	Buy 33_Day
2025/02/25	Sell_9day	Buy 9 vs 21	Buy 33_Day
2025/02/26	Sell_9day	Buy 9 vs 21	Buy 33_Day
2025/02/27	Buy_9day	Buy 9 vs 21	Buy 33_Day
2025/02/28	Buy_9day	Buy 9 vs 21	Buy 33_Day
2025/03/03	Buy_9day	Buy 9 vs 21	Buy 33_Day
2025/03/04	Buy_9day	Buy 9 vs 21	Buy 33_Day
2025/03/05	Buy_9day	Buy 9 vs 21	Buy 33_Day
2025/03/06	Buy_9day	Buy 9 vs 21	Buy 33_Day
2025/03/07	Sell_9day	Buy 9 vs 21	Buy 33_Day
2025/03/10	Sell_9day	Buy 9 vs 21	Sell 33_Day
2025/03/11	Buy_9day	Buy 9 vs 21	Buy 33_Day
2025/03/12	Buy_9day	Buy 9 vs 21	Buy 33_Day
2025/03/13	Buy_9day	Buy 9 vs 21	Buy 33_Day
2025/03/14	Buy_9day	Buy 9 vs 21	Buy 33_Day
2025/03/17	Buy_9day	Buy 9 vs 21	Buy 33_Day
2025/03/18	Buy_9day	Buy 9 vs 21	Buy 33_Day

Strategy Universe	Pairs_NYSE_Health Care Equipment	Ascendant guidance	Trade	Strategy_Open Date	2025/02/19	Caterpillar Guidance	Trade
						(+) : Mom Days	64
						(-) : Mom Days	0
						Guided : Factor	33 day
						324_Buy Guidance	0.0%
						324_Sell Guidance	96.9%
						Mom_75 (days)	34.0%
						9 vs 21 day	1.25%
						Price vs 9 day	3.05%

FE.NYS

B
u
y

FirstEnergy
Utilities
Electric Utilities

New York

Market Cap : (B)

24 084

AEE.NYS

Ameren
Utilities
Multi-Utilities

New York

Market Cap : (B)

25 040

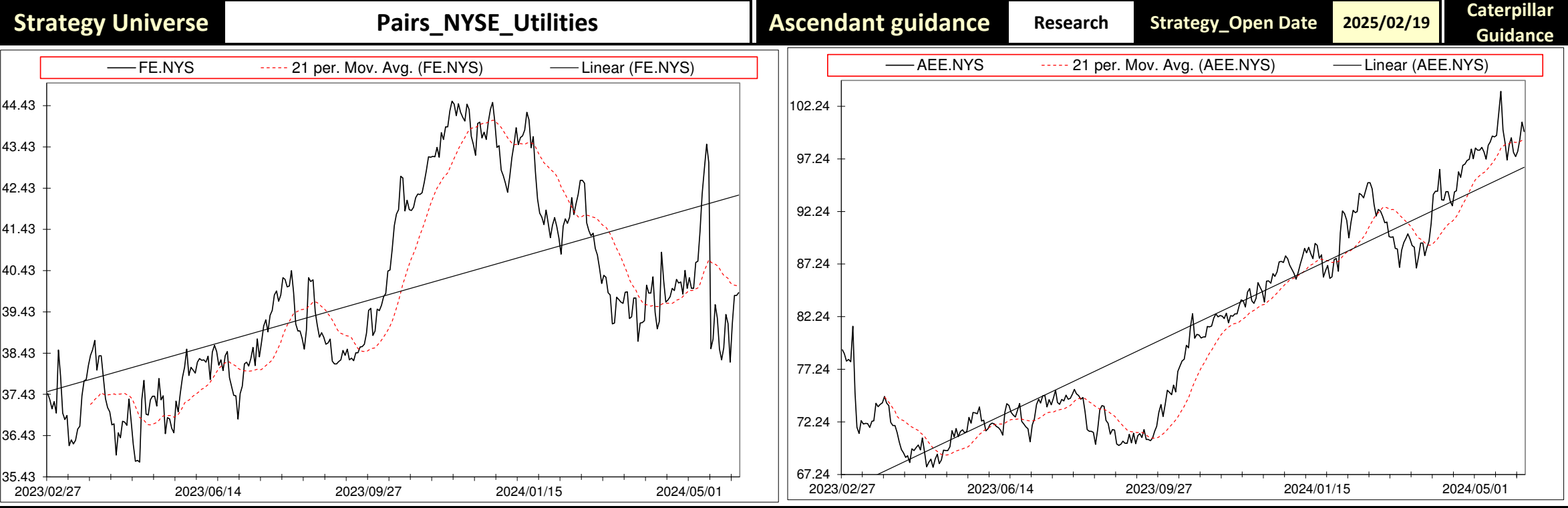
Follow the " 3day to 5day waiting period " before entering the trade : understand the Graph, Trend and Variables

Plan your enrty levels. Focus on the process not the outcome. Expect further short-term deviation from the trade signal. "Patience"

Date	Price or Relative Price	Short_Term_ Radar	Medium_ Term_Radar	Caterpillar_ %	Wise_ Owl(Rnk)	324_Factor	Factor_324	Defcon _Index	Defcon _Index_Trade	Margin of Safety	75_Day_Mom	Trade_Rating (Guidance)	Trendsum
2025/01/22	0.422	No Trade	No Trade	31.76%	0	Absolutely No	0	-99	Research Defcon Buy	-6.36%	-14.40%	C	-27
2025/01/23	0.418	No Trade	No Trade	36.04%	0	Absolutely No	0	-100	Research Defcon Buy	-7.22%	-15.58%	C	-27
2025/01/24	0.417	No Trade	No Trade	37.75%	0	Absolutely No	0	-100	Research Defcon Buy	-7.52%	-15.32%	C	-27
2025/01/27	0.434	No Trade	No Trade	17.19%	0	Absolutely No	0	-96	Research Defcon Buy	-3.42%	-11.83%	C	-26
2025/01/28	0.431	Buy_Panda_ST	No Trade	20.45%	0	Absolutely No	0	-97	Research Defcon Buy	-4.07%	-12.48%	C	-27
2025/01/29	0.428	Buy_Panda_ST	No Trade	24.88%	0	Absolutely No	0	-97	Research Defcon Buy	-4.82%	-13.33%	C	-28
2025/01/30	0.422	No Trade	No Trade	31.80%	0	Absolutely No	0	-99	Research Defcon Buy	-5.98%	-14.57%	C	-28
2025/01/31	0.423	No Trade	No Trade	31.23%	0	Absolutely No	0	-99	Research Defcon Buy	-5.83%	-14.61%	C	-27
2025/02/03	0.417	No Trade	No Trade	37.40%	0	Absolutely No	0	-100	Research Defcon Buy	-6.98%	-15.78%	C	-26
2025/02/04	0.418	No Trade	No Trade	35.03%	0	Absolutely No	0	-100	Research Defcon Buy	-6.54%	-15.44%	C	-24
2025/02/05	0.416	No Trade	No Trade	37.25%	0	Absolutely No	0	-100	Research Defcon Buy	-6.95%	-15.47%	C	-24
2025/02/06	0.415	No Trade	No Trade	38.75%	0	Absolutely No	0	-100	Research Defcon Buy	-7.23%	-15.60%	C	-24
2025/02/07	0.414	No Trade	No Trade	39.84%	0	Absolutely No	0	-100	Research Defcon Buy	-7.43%	-16.49%	C	-25
2025/02/10	0.410	No Trade	No Trade	43.25%	0	Absolutely No	0	-100	Research Defcon Buy	-8.07%	-17.91%	C	-27
2025/02/11	0.412	No Trade	No Trade	40.78%	0	Absolutely No	0	-100	Research Defcon Buy	-7.61%	-17.01%	C	-30
2025/02/12	0.411	No Trade	No Trade	41.25%	30	Absolutely No	0	-100	Research Defcon Buy	-7.70%	-16.97%	C	-33
2025/02/13	0.410	No Trade	No Trade	42.87%	30	Absolutely No	0	-100	Research Defcon Buy	-8.00%	-17.14%	C	-35
2025/02/14	0.408	No Trade	No Trade	44.77%	30	Absolutely No	0	-100	Research Defcon Buy	-8.35%	-17.72%	C	-35
2025/02/17	0.408	No Trade	No Trade	44.29%	30	Absolutely No	0	-100	Research Defcon Buy	-8.20%	-18.09%	C	-36
2025/02/18	0.413	No Trade	No Trade	37.57%	50	Research	-85	-99	Research Defcon Buy	-6.95%	-15.14%	B	-36
2025/02/19	0.415	Buy_Panda_ST	No Trade	35.76%	50	Research	-85	-98	Research Defcon Buy	-6.41%	-13.51%	C	-34
2025/02/20	0.426	Buy_Panda_ST	Buy_Panda_ST	22.44%	30	Absolutely No	0	-96	Research Defcon Buy	-4.02%	-12.40%	C	-31
2025/02/21	0.429	Buy_Panda_ST	Buy_Panda_ST	19.15%	0	Absolutely No	0	0	Absolutely no Trade	-3.18%	-11.15%	C	-28
2025/02/24	0.434	Buy_Panda_ST	Buy_Panda_ST	12.32%	0	Absolutely No	0	0	Absolutely no Trade	-1.96%	-9.24%	C	-23
2025/02/25	0.438	Buy_Panda_ST	Buy_Panda_ST	6.67%	0	Absolutely No	0	0	Absolutely no Trade	-1.05%	-7.63%	C	-18
2025/02/26	0.433	Buy_Panda_ST	Buy_Panda_ST	12.67%	0	Absolutely No	0	0	Absolutely no Trade	-1.94%	-9.02%	C	-12
2025/02/27	0.387	No Trade	No Trade	80.32%	50	Research	-85	-100	Research Defcon Buy	-12.28%	-15.88%	A	-10
2025/02/28	0.382	No Trade	No Trade	88.44%	50	Research	-85	-100	Research Defcon Buy	-13.53%	-15.54%	A	-8
2025/03/03	0.382	No Trade	No Trade	86.96%	50	Research	-85	-100	Research Defcon Buy	-13.30%	-15.27%	A	-10
2025/03/04	0.393	No Trade	No Trade	70.71%	50	Research	-85	-97	Research Defcon Buy	-10.81%	-12.91%	C	-12
2025/03/05	0.390	No Trade	No Trade	74.15%	50	Research	-85	-98	Research Defcon Buy	-11.34%	-14.24%	C	-13
2025/03/06	0.394	No Trade	No Trade	68.29%	50	Research	-85	-97	Research Defcon Buy	-10.44%	-13.42%	C	-14
2025/03/07	0.391	No Trade	No Trade	72.19%	50	Research	-85	-98	Research Defcon Buy	-11.04%	-13.36%	C	-13
2025/03/10	0.397	No Trade	No Trade	62.88%	50	Research	-85	-96	Research Defcon Buy	-9.62%	-12.12%	C	-12
2025/03/11	0.400	No Trade	No Trade	57.55%	50	Research	-85	-95	Research Defcon Buy	-8.80%	-11.58%	C	-9
2025/03/12	0.392	No Trade	No Trade	69.02%	50	Research	-85	-97	Research Defcon Buy	-10.55%	-12.69%	C	-4
2025/03/13	0.400	No Trade	No Trade	57.55%	50	Research	-85	-95	Research Defcon Buy	-8.80%	-10.31%	C	0
2025/03/14	0.402	No Trade	No Trade	54.35%	0	Research	-85	0	Absolutely no Trade	-8.23%	-10.62%	C	4
2025/03/17	0.395	No Trade	No Trade	63.46%	50	Research	-85	-96	Research Defcon Buy	-9.53%	-11.84%	C	8
2025/03/18	0.400	No Trade	No Trade	56.73%	50	Research	-85	-95	Research Defcon Buy	-8.52%	-10.95%	C	9



Date	9 day	9 vs 21 day	33 day
2025/01/29	Buy_9day	Sell 9 vs 21	Sell 33_Day
2025/01/30	Sell_9day	Sell 9 vs 21	Sell 33_Day
2025/01/31	Sell_9day	Sell 9 vs 21	Sell 33_Day
2025/02/03	Sell_9day	Sell 9 vs 21	Sell 33_Day
2025/02/04	Sell_9day	Sell 9 vs 21	Sell 33_Day
2025/02/05	Sell_9day	Sell 9 vs 21	Sell 33_Day
2025/02/06	Sell_9day	Sell 9 vs 21	Sell 33_Day
2025/02/07	Sell_9day	Sell 9 vs 21	Sell 33_Day
2025/02/10	Sell_9day	Sell 9 vs 21	Sell 33_Day
2025/02/11	Sell_9day	Sell 9 vs 21	Sell 33_Day
2025/02/12	Sell_9day	Sell 9 vs 21	Sell 33_Day
2025/02/13	Sell_9day	Sell 9 vs 21	Sell 33_Day
2025/02/14	Sell_9day	Sell 9 vs 21	Sell 33_Day
2025/02/17	Sell_9day	Sell 9 vs 21	Sell 33_Day
2025/02/18	Buy_9day	Sell 9 vs 21	Sell 33_Day
2025/02/19	Buy_9day	Sell 9 vs 21	Sell 33_Day
2025/02/20	Buy_9day	Sell 9 vs 21	Buy 33_Day
2025/02/21	Buy_9day	Sell 9 vs 21	Buy 33_Day
2025/02/24	Buy_9day	Sell 9 vs 21	Buy 33_Day
2025/02/25	Buy_9day	Buy 9 vs 21	Buy 33_Day
2025/02/26	Buy_9day	Buy 9 vs 21	Buy 33_Day
2025/02/27	Sell_9day	Buy 9 vs 21	Sell 33_Day
2025/02/28	Sell_9day	Buy 9 vs 21	Sell 33_Day
2025/03/03	Sell_9day	Buy 9 vs 21	Sell 33_Day
2025/03/04	Sell_9day	Sell 9 vs 21	Sell 33_Day
2025/03/05	Sell_9day	Sell 9 vs 21	Sell 33_Day
2025/03/06	Sell_9day	Sell 9 vs 21	Sell 33_Day
2025/03/07	Sell_9day	Sell 9 vs 21	Sell 33_Day
2025/03/10	Buy_9day	Sell 9 vs 21	Sell 33_Day
2025/03/11	Buy_9day	Sell 9 vs 21	Sell 33_Day
2025/03/12	Buy_9day	Sell 9 vs 21	Sell 33_Day
2025/03/13	Buy_9day	Sell 9 vs 21	Sell 33_Day
2025/03/14	Buy_9day	Sell 9 vs 21	Sell 33_Day
2025/03/17	Sell_9day	Sell 9 vs 21	Sell 33_Day
2025/03/18	Buy_9day	Sell 9 vs 21	Sell 33_Day



Caterpillar Guidance	Apply Caution
(+) : Mom Days	0
(-) : Mom Days	158
Guided : Factor	66 day
324_Buy Guidance	95.3%
324_Sell Guidance	0.0%
Mom_75 (days)	-10.9%
9 vs 21 day	-1.91%
Price vs 9 day	0.73%

CPB.NYS

B
u
y

Campbell Soup Company

Consumer Staples

Food Products

New York

Market Cap : (B)

#VALUE!

XLP.ARC

SPDR Select Sector Fund - Consumer Staples

Consumer Staples

ETF_NYSE_Price

NYSE

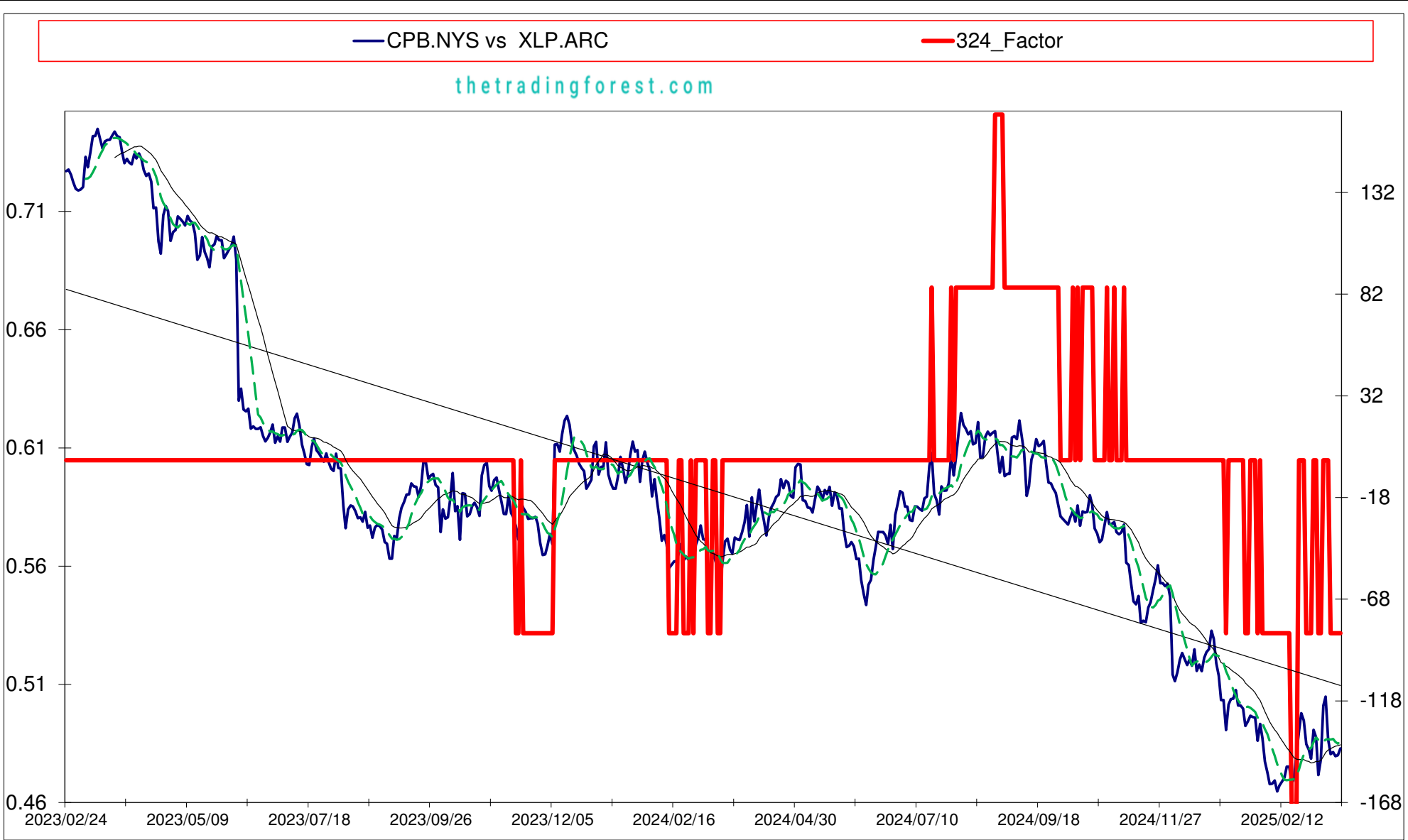
Market Cap : (B)

16 362

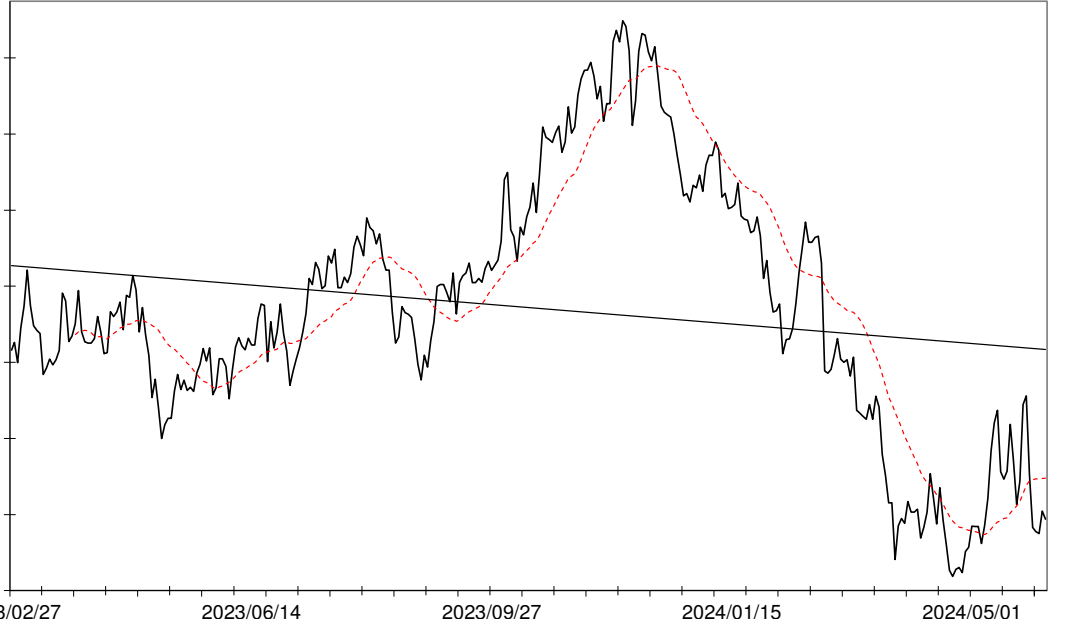
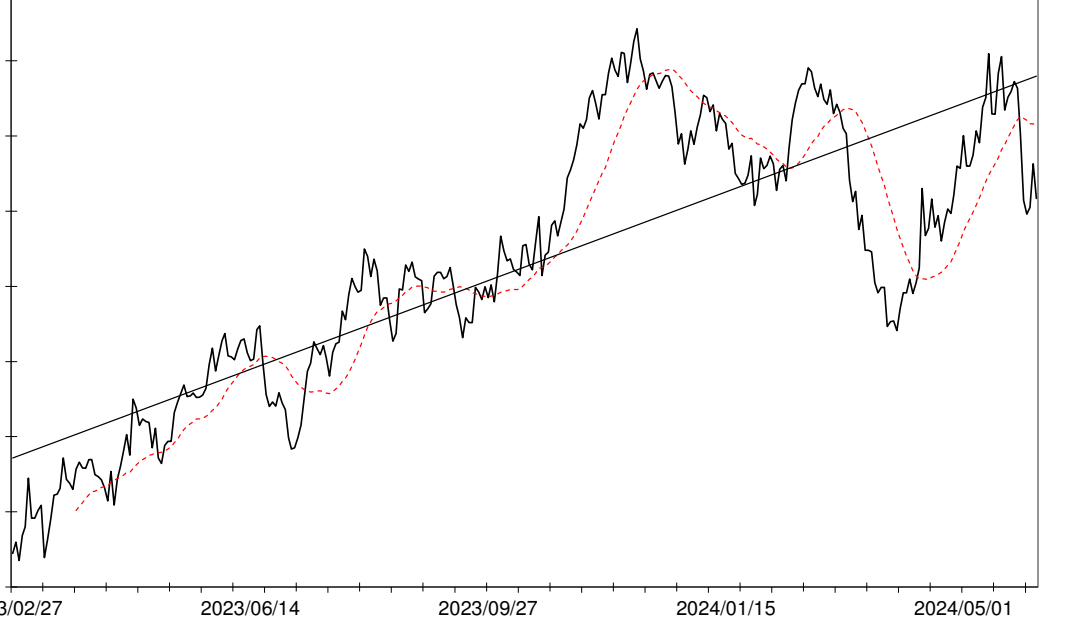
Follow the " 3day to 5day waiting period " before entering the trade : understand the Graph, Trend and Variables

Plan your enrty levels. Focus on the process not the outcome. Expect further short-term deviation from the trade signal. "Patience"

Date	Price or Relative Price	Short_Term_ Radar	Medium_ Term_Radar	Caterpillar_ %	Wise_ Owl(Rnk)	324_Factor	Factor_324	Defcon _Index	Defcon _Index_Trade	Margin of Safety	75_Day_Mom	Trade_Rating (Guidance)	Trendsum
2025/01/22	0.496	No Trade	No Trade	68.51%	50	Research	-85	-100	Research Defcon Buy	-6.42%	-14.84%	C	-9
2025/01/23	0.498	No Trade	No Trade	67.95%	50	Research	-85	-99	Research Defcon Buy	-6.02%	-14.33%	C	-11
2025/01/24	0.500	No Trade	No Trade	62.28%	0	Absolutely No	0	-99	Research Defcon Buy	-5.51%	-14.36%	C	-14
2025/01/27	0.500	No Trade	No Trade	62.15%	0	Absolutely No	0	-99	Research Defcon Buy	-5.50%	-14.83%	C	-17
2025/01/28	0.500	No Trade	No Trade	62.12%	0	Absolutely No	0	-99	Research Defcon Buy	-5.50%	-14.22%	C	-21
2025/01/29	0.490	No Trade	No Trade	82.64%	50	Research	-85	-100	Research Defcon Buy	-7.32%	-16.87%	A	-25
2025/01/30	0.497	No Trade	No Trade	66.97%	30	Absolutely No	0	-99	Research Defcon Buy	-5.93%	-14.43%	C	-27
2025/01/31	0.491	No Trade	No Trade	79.45%	50	Research	-85	-100	Research Defcon Buy	-7.03%	-16.35%	A	-28
2025/02/03	0.481	No Trade	No Trade	99.52%	50	Research	-85	-100	Research Defcon Buy	-8.81%	-17.97%	A	-28
2025/02/04	0.476	No Trade	No Trade	100.00%	50	Research	-85	-100	Research Defcon Buy	-9.64%	-18.79%	A	-28
2025/02/05	0.471	No Trade	No Trade	100.00%	50	Research	-85	-100	Research Defcon Buy	-10.54%	-20.59%	A	-29
2025/02/06	0.472	No Trade	No Trade	99.18%	50	Research	-85	-100	Research Defcon Buy	-10.46%	-20.03%	A	-30
2025/02/07	0.473	No Trade	No Trade	96.40%	60	Research	-85	-100	Research Defcon Buy	-10.16%	-18.39%	A	-34
2025/02/10	0.468	No Trade	No Trade	100.00%	60	Research	-85	-100	Research Defcon Buy	-10.93%	-18.91%	A	-39
2025/02/11	0.471	No Trade	No Trade	95.35%	60	Research	-85	-99	Research Defcon Buy	-10.43%	-17.94%	A	-42
2025/02/12	0.473	No Trade	No Trade	92.02%	60	Research	-85	-99	Research Defcon Buy	-10.06%	-17.81%	A	-43
2025/02/13	0.474	No Trade	No Trade	88.70%	60	Research	-85	-99	Research Defcon Buy	-9.70%	-18.34%	B	-41
2025/02/14	0.479	Buy_Panda_ST	No Trade	80.26%	50	Research	-85	-98	Research Defcon Buy	-8.78%	-18.36%	B	-37
2025/02/17	0.479	Buy_Panda_ST	No Trade	79.20%	50	Research	-85	-98	Research Defcon Buy	-8.66%	-17.66%	B	-31
2025/02/18	0.472	No Trade	No Trade	91.33%	90	Research	-170	-99	Research Defcon Buy	-9.99%	-18.88%	AAA	-27
2025/02/19	0.474	Buy_Panda_ST	No Trade	87.27%	90	Research	-170	-99	Research Defcon Buy	-9.54%	-18.62%	AAA	-23
2025/02/20	0.484	Buy_Panda_ST	Buy_Panda_ST	68.60%	75	Research	-170	-97	Research Defcon Buy	-7.50%	-16.22%	AA	-18
2025/02/21	0.494	Buy_Panda_ST	Buy_Panda_ST	51.44%	0	Absolutely No	0	0	Absolutely no Trade	-5.62%	-14.41%	C	-13
2025/02/24	0.501	No Trade	No Trade	37.25%	0	Absolutely No	0	0	Absolutely no Trade	-4.07%	-13.24%	C	-11
2025/02/25	0.498	No Trade	No Trade	42.25%	0	Absolutely No	0	0	Absolutely no Trade	-4.62%	-14.26%	C	-7
2025/02/26	0.488	No Trade	No Trade	59.45%	50	Research	-85	-96	Research Defcon Buy	-6.50%	-13.59%	C	-5
2025/02/27	0.486	No Trade	No Trade	63.04%	50	Research	-85	-96	Research Defcon Buy	-6.89%	-13.84%	C	-3
2025/02/28	0.482	No Trade	No Trade	69.43%	50	Research	-85	-97	Research Defcon Buy	-7.59%	-13.24%	C	-3
2025/03/03	0.494	No Trade	No Trade	46.96%	0	Absolutely No	0	0	Absolutely no Trade	-5.13%	-9.90%	C	-1
2025/03/04	0.491	No Trade	No Trade	52.10%	0	Absolutely No	0	-95	Research Defcon Buy	-5.70%	-10.26%	C	0
2025/03/05	0.475	No Trade	No Trade	79.79%	50	Research	-85	-99	Research Defcon Buy	-8.72%	-13.75%	C	-1
2025/03/06	0.482	No Trade	No Trade	67.97%	50	Research	-85	-97	Research Defcon Buy	-7.43%	-10.72%	C	-3
2025/03/07	0.505	No Trade	No Trade	27.51%	0	Absolutely No	0	0	Absolutely no Trade	-3.01%	-6.64%	C	-3
2025/03/10	0.508	No Trade	No Trade	19.54%	0	Absolutely No	0	0	Absolutely no Trade	-2.14%	-5.82%	C	-3
2025/03/11	0.490	No Trade	No Trade	50.82%	0	Absolutely No	0	-95	Research Defcon Buy	-5.56%	-10.19%	C	-2
2025/03/12	0.484	No Trade	No Trade	61.77%	50	Research	-85	-97	Research Defcon Buy	-6.75%	-11.71%	C	1
2025/03/13	0.485	No Trade	No Trade	59.86%	50	Research	-85	-96	Research Defcon Buy	-6.55%	-12.37%	C	3
2025/03/14	0.483	No Trade	No Trade	62.54%	50	Research	-85	-97	Research Defcon Buy	-6.84%	-13.43%	C	3
2025/03/17	0.484	No Trade	No Trade	60.80%	50	Research	-85	-97	Research Defcon Buy	-6.65%	-14.25%	C	3
2025/03/18	0.487	No Trade	No Trade	55.23%	50	Research	-85	-96	Research Defcon Buy	-6.04%	-12.56%	C	4



Date	9 day	9 vs 21 day	33 day
2025/01/29	Sell_9day	Sell 9 vs 21	Sell 33_Day
2025/01/30	Sell_9day	Sell 9 vs 21	Sell 33_Day
2025/01/31	Sell_9day	Sell 9 vs 21	Sell 33_Day
2025/02/03	Sell_9day	Sell 9 vs 21	Sell 33_Day
2025/02/04	Sell_9day	Sell 9 vs 21	Sell 33_Day
2025/02/05	Sell_9day	Sell 9 vs 21	Sell 33_Day
2025/02/06	Sell_9day	Sell 9 vs 21	Sell 33_Day
2025/02/07	Sell_9day	Sell 9 vs 21	Sell 33_Day
2025/02/10	Sell_9day	Sell 9 vs 21	Sell 33_Day
2025/02/11	Sell_9day	Sell 9 vs 21	Sell 33_Day
2025/02/12	Sell_9day	Sell 9 vs 21	Sell 33_Day
2025/02/13	Buy_9day	Sell 9 vs 21	Sell 33_Day
2025/02/14	Buy_9day	Sell 9 vs 21	Sell 33_Day
2025/02/17	Buy_9day	Sell 9 vs 21	Sell 33_Day
2025/02/18	Sell_9day	Sell 9 vs 21	Sell 33_Day
2025/02/19	Buy_9day	Sell 9 vs 21	Sell 33_Day
2025/02/20	Buy_9day	Sell 9 vs 21	Sell 33_Day
2025/02/21	Buy_9day	Sell 9 vs 21	Buy 33_Day
2025/02/24	Buy_9day	Sell 9 vs 21	Buy 33_Day
2025/02/25	Buy_9day	Buy 9 vs 21	Buy 33_Day
2025/02/26	Buy_9day	Buy 9 vs 21	Sell 33_Day
2025/02/27	Sell_9day	Buy 9 vs 21	Sell 33_Day
2025/02/28	Sell_9day	Buy 9 vs 21	Sell 33_Day
2025/03/03	Buy_9day	Buy 9 vs 21	Buy 33_Day
2025/03/04	Buy_9day	Buy 9 vs 21	Buy 33_Day
2025/03/05	Sell_9day	Buy 9 vs 21	Sell 33_Day
2025/03/06	Sell_9day	Buy 9 vs 21	Sell 33_Day
2025/03/07	Buy_9day	Buy 9 vs 21	Buy 33_Day
2025/03/10	Buy_9day	Buy 9 vs 21	Buy 33_Day
2025/03/11	Sell_9day	Buy 9 vs 21	Buy 33_Day
2025/03/12	Sell_9day	Buy 9 vs 21	Sell 33_Day
2025/03/13	Sell_9day	Buy 9 vs 21	Buy 33_Day
2025/03/14	Sell_9day	Buy 9 vs 21	Sell 33_Day
2025/03/17	Sell_9day	Buy 9 vs 21	Sell 33_Day
2025/03/18	Sell_9day	Buy 9 vs 21	Buy 33_Day

Strategy Universe		Rel vs Share_ETF_Consumer Staples		Ascendant guidance		Trade	Strategy_Open Date	2025/02/19	Caterpillar Guidance	Trade	
<div><div><p>— CPB.NYS</p><p>----- 21 per. Mov. Avg. (CPB.NYS)</p><p>— Linear (CPB.NYS)</p></div></div>		<div><div><p>— XLP.ARC</p><p>----- 21 per. Mov. Avg. (XLP.ARC)</p><p>— Linear (XLP.ARC)</p></div></div>									
									</		

DIE.BRU

B
u
y

D'leteren Sa

Consumer Discretionary

Industrial Goods & Services

Belgium

Market Cap : (B)

10 870

ISS.CSE

Iss A/S

Industrials

Industrial Goods & Services

Denmark

Market Cap : (B)

22 584

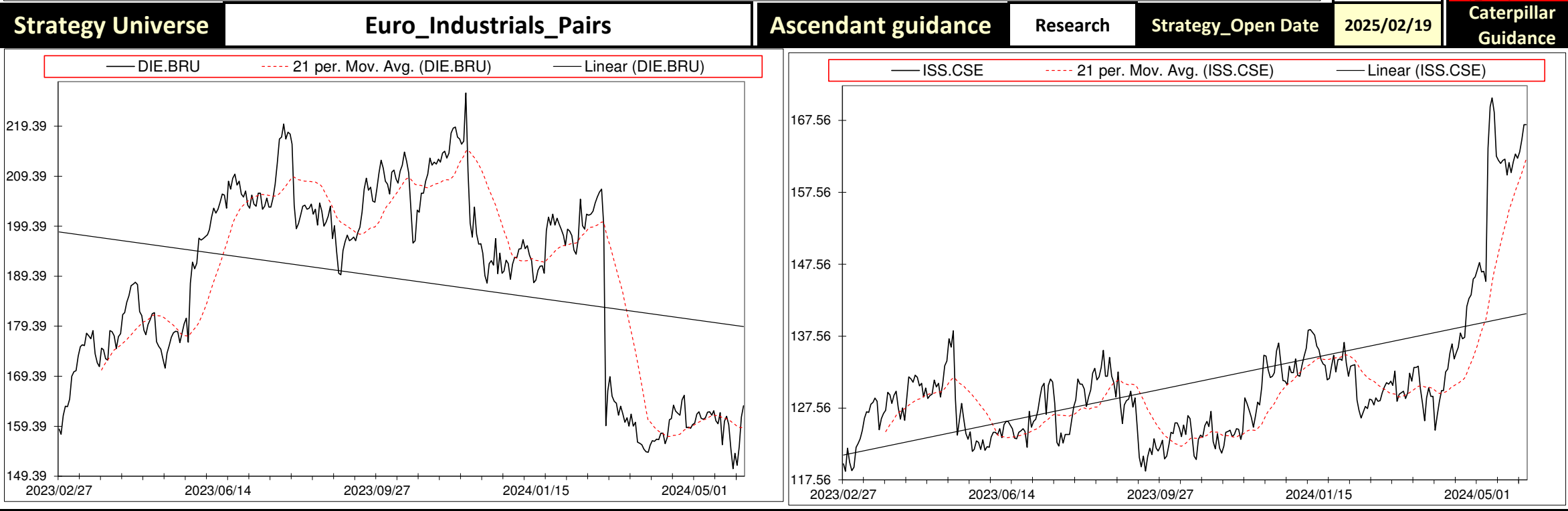
Follow the " 3day to 5day waiting period " before entering the trade : understand the Graph, Trend and Variables

Plan your enrty levels. Focus on the process not the outcome. Expect further short-term deviation from the trade signal. "Patience"

Date	Price or Relative Price	Short_Term_ Radar	Medium_ Term_Radar	Caterpillar_ %	Wise_ Owl(Rnk)	324_Factor	Factor_324	Defcon _Index	Defcon _Index_Trade	Margin of Safety	75_Day_Mom	Trade_Rating (Guidance)	Trendsum
2025/01/22	1.215	Buy_Panda_ST	No Trade	37.19%	0	Absolutely No	0	-93	Research Defcon Buy	-8.75%	-16.51%	C	-13
2025/01/23	1.192	No Trade	No Trade	44.60%	0	Absolutely No	0	-96	Research Defcon Buy	-10.49%	-17.47%	C	-13
2025/01/24	1.172	No Trade	No Trade	50.59%	0	Absolutely No	0	-97	Research Defcon Buy	-11.90%	-19.07%	C	-13
2025/01/27	1.163	No Trade	No Trade	53.03%	0	Absolutely No	0	-97	Research Defcon Buy	-12.48%	-18.40%	C	-13
2025/01/28	1.177	No Trade	No Trade	48.18%	0	Absolutely No	0	-96	Research Defcon Buy	-11.34%	-17.50%	C	-14
2025/01/29	1.197	No Trade	No Trade	41.62%	0	Absolutely No	0	-94	Research Defcon Buy	-9.79%	-18.14%	C	-16
2025/01/30	1.209	No Trade	No Trade	37.57%	0	Absolutely No	0	-93	Research Defcon Buy	-8.84%	-17.34%	C	-18
2025/01/31	1.194	Buy_Panda_ST	No Trade	42.20%	0	Absolutely No	0	-95	Research Defcon Buy	-9.93%	-18.16%	C	-20
2025/02/03	1.174	No Trade	No Trade	48.09%	0	Absolutely No	0	-96	Research Defcon Buy	-11.31%	-18.81%	C	-20
2025/02/04	1.178	No Trade	No Trade	46.63%	0	Absolutely No	0	-96	Research Defcon Buy	-10.97%	-18.62%	C	-17
2025/02/05	1.199	No Trade	No Trade	39.73%	0	Absolutely No	0	-94	Research Defcon Buy	-9.35%	-14.88%	C	-15
2025/02/06	1.169	No Trade	No Trade	49.19%	0	Absolutely No	0	-97	Research Defcon Buy	-11.57%	-17.21%	C	-13
2025/02/07	1.114	No Trade	No Trade	66.54%	50	Research	-85	-100	Research Defcon Buy	-15.65%	-20.53%	A	-14
2025/02/10	1.111	No Trade	No Trade	67.00%	50	Research	-85	-100	Research Defcon Buy	-15.76%	-20.53%	A	-16
2025/02/11	1.093	No Trade	No Trade	72.68%	50	Research	-85	-100	Research Defcon Buy	-17.10%	-20.87%	A	-19
2025/02/12	1.095	No Trade	No Trade	71.67%	50	Research	-85	-100	Research Defcon Buy	-16.86%	-21.19%	A	-22
2025/02/13	1.090	No Trade	No Trade	73.23%	50	Research	-85	-100	Research Defcon Buy	-17.23%	-23.20%	A	-26
2025/02/14	1.095	No Trade	No Trade	71.50%	50	Research	-85	-100	Research Defcon Buy	-16.82%	-23.53%	A	-28
2025/02/17	1.108	No Trade	No Trade	73.03%	50	Research	-85	-98	Research Defcon Buy	-15.69%	-22.77%	B	-28
2025/02/18	1.098	No Trade	No Trade	76.24%	50	Research	-85	-99	Research Defcon Buy	-16.38%	-23.99%	A	-27
2025/02/19	1.107	Buy_Panda_ST	No Trade	72.77%	50	Research	-85	-98	Research Defcon Buy	-15.64%	-26.52%	B	-27
2025/02/20	0.984	No Trade	No Trade	100.00%	50	Research	-85	-100	Research Defcon Buy	-24.99%	-34.75%	A	-28
2025/02/21	0.957	No Trade	No Trade	100.00%	50	Research	-85	-100	Research Defcon Buy	-27.02%	-35.33%	A	-29
2025/02/24	0.951	No Trade	No Trade	100.00%	60	Research	-85	-100	Research Defcon Buy	-27.38%	-37.52%	A	-32
2025/02/25	0.958	No Trade	No Trade	97.87%	60	Research	-85	-99	Research Defcon Buy	-26.80%	-35.55%	A	-36
2025/02/26	0.999	No Trade	No Trade	86.15%	50	Research	-85	0	Absolutely no Trade	-23.59%	-33.18%	C	-37
2025/02/27	0.991	No Trade	No Trade	88.42%	60	Research	-85	-96	Research Defcon Buy	-24.21%	-33.45%	B	-37
2025/02/28	0.989	No Trade	No Trade	88.63%	60	Research	-85	-96	Research Defcon Buy	-24.26%	-31.93%	B	-37
2025/03/03	1.001	Buy_Panda_ST	No Trade	85.07%	50	Research	-85	0	Absolutely no Trade	-23.29%	-32.21%	C	-35
2025/03/04	0.960	No Trade	No Trade	96.32%	60	Research	-85	-99	Research Defcon Buy	-26.37%	-35.19%	A	-31
2025/03/05	1.003	Buy_Panda_ST	No Trade	84.25%	30	Research	-85	0	Absolutely no Trade	-23.07%	-32.73%	C	-26
2025/03/06	0.998	Buy_Panda_ST	No Trade	85.32%	90	Research	-170	-95	Research Defcon Buy	-23.36%	-32.84%	AA	-21
2025/03/07	0.996	Buy_Panda_ST	No Trade	85.70%	90	Research	-170	-95	Research Defcon Buy	-23.46%	-32.61%	AA	-16
2025/03/10	0.957	No Trade	No Trade	96.19%	90	Research	-170	-99	Research Defcon Buy	-26.34%	-36.68%	AAA	-15
2025/03/11	0.926	No Trade	No Trade	100.00%	90	Research	-170	-100	Research Defcon Buy	-28.69%	-39.15%	AAA	-18
2025/03/12	0.949	No Trade	No Trade	93.82%	90	Research	-170	-98	Research Defcon Buy	-26.91%	-39.15%	AAA	-21
2025/03/13	0.929	No Trade	No Trade	99.04%	90	Research	-170	-100	Research Defcon Buy	-28.41%	-42.40%	AAA	-23
2025/03/14	0.942	No Trade	No Trade	95.45%	90	Research	-170	-98	Research Defcon Buy	-27.38%	-39.67%	AAA	-24
2025/03/17	0.965	No Trade	No Trade	88.73%	90	Research	-170	-96	Research Defcon Buy	-25.45%	-38.09%	AA	-23
2025/03/18	0.979	Buy_Panda_ST	No Trade	84.88%	50	Research	-170	0	Absolutely no Trade	-24.35%	-37.51%	B	-20



Date	9 day	9 vs 21 day	33 day
2025/01/29	Sell_9day	Sell 9 vs 21	Sell 33_Day
2025/01/30	Buy_9day	Sell 9 vs 21	Sell 33_Day
2025/01/31	Buy_9day	Sell 9 vs 21	Sell 33_Day
2025/02/03	Sell_9day	Sell 9 vs 21	Sell 33_Day
2025/02/04	Sell_9day	Sell 9 vs 21	Sell 33_Day
2025/02/05	Buy_9day	Sell 9 vs 21	Sell 33_Day
2025/02/06	Sell_9day	Sell 9 vs 21	Sell 33_Day
2025/02/07	Sell_9day	Sell 9 vs 21	Sell 33_Day
2025/02/10	Sell_9day	Sell 9 vs 21	Sell 33_Day
2025/02/11	Sell_9day	Sell 9 vs 21	Sell 33_Day
2025/02/12	Sell_9day	Sell 9 vs 21	Sell 33_Day
2025/02/13	Sell_9day	Sell 9 vs 21	Sell 33_Day
2025/02/14	Sell_9day	Sell 9 vs 21	Sell 33_Day
2025/02/17	Sell_9day	Sell 9 vs 21	Sell 33_Day
2025/02/18	Sell_9day	Sell 9 vs 21	Sell 33_Day
2025/02/19	Buy_9day	Sell 9 vs 21	Sell 33_Day
2025/02/20	Sell_9day	Sell 9 vs 21	Sell 33_Day
2025/02/21	Sell_9day	Sell 9 vs 21	Sell 33_Day
2025/02/24	Sell_9day	Sell 9 vs 21	Sell 33_Day
2025/02/25	Sell_9day	Sell 9 vs 21	Sell 33_Day
2025/02/26	Sell_9day	Sell 9 vs 21	Sell 33_Day
2025/02/27	Sell_9day	Sell 9 vs 21	Sell 33_Day
2025/02/28	Sell_9day	Sell 9 vs 21	Sell 33_Day
2025/03/03	Buy_9day	Sell 9 vs 21	Sell 33_Day
2025/03/04	Sell_9day	Sell 9 vs 21	Sell 33_Day
2025/03/05	Buy_9day	Sell 9 vs 21	Sell 33_Day
2025/03/06	Buy_9day	Sell 9 vs 21	Sell 33_Day
2025/03/07	Buy_9day	Sell 9 vs 21	Sell 33_Day
2025/03/10	Sell_9day	Sell 9 vs 21	Sell 33_Day
2025/03/11	Sell_9day	Sell 9 vs 21	Sell 33_Day
2025/03/12	Sell_9day	Sell 9 vs 21	Sell 33_Day
2025/03/13	Sell_9day	Sell 9 vs 21	Sell 33_Day
2025/03/14	Sell_9day	Sell 9 vs 21	Sell 33_Day
2025/03/17	Buy_9day	Sell 9 vs 21	Sell 33_Day
2025/03/18	Buy_9day	Sell 9 vs 21	Sell 33_Day



Caterpillar Guidance	Trade
(+) : Mom Days	0
(-) : Mom Days	66
Guided : Factor	33 day
324_Buy Guidance	94.3%
324_Sell Guidance	0.0%
Mom_75 (days)	-37.5%
9 vs 21 day	-2.30%
Price vs 9 day	1.96%

Follow the " 3day to 5day waiting period " before entering the trade : understand the Graph, Trend and Variables

Plan your entry levels. Focus on the process not the outcome. Expect further short-term deviation from the trade signal. "Patience"

-2.243

100.498

-44.796

Date	Price or	Short_Term_	Medium_	Caterpillar_	Wise_	324_Factor	Factor_324	Defcon	Defcon		Margin of	75_Day_Mom	Trade_Rating	Trendsum
	Relative Price	Radar	Term_Radar	%	Owl(Rnk)				_Index	_Index_Trade				
2025/01/22	2.223	No Trade	No Trade	100.00%	50	Research	85	100	Research	Defon Sell	10.38%	38.96%	A	27
2025/01/23	2.223	No Trade	No Trade	99.23%	50	Research	85	100	Research	Defon Sell	10.30%	39.63%	A	27
2025/01/24	2.204	No Trade	No Trade	89.23%	50	Research	85	99	Research	Defon Sell	9.26%	38.90%	A	27
2025/01/27	2.228	No Trade	No Trade	97.90%	50	Research	85	100	Research	Defon Sell	10.16%	37.87%	A	30
2025/01/28	2.186	No Trade	No Trade	76.88%	50	Research	85	98	Research	Defon Sell	7.98%	36.03%	B	30
2025/01/29	2.205	No Trade	No Trade	84.72%	50	Research	85	99	Research	Defon Sell	8.79%	41.73%	B	29
2025/01/30	2.209	No Trade	No Trade	85.80%	50	Research	85	99	Research	Defon Sell	8.90%	43.34%	A	30
2025/01/31	2.209	No Trade	No Trade	84.85%	50	Research	85	99	Research	Defon Sell	8.80%	42.99%	A	29
2025/02/03	2.266	No Trade	No Trade	100.00%	50	Research	85	100	Research	Defon Sell	11.31%	46.14%	A	29
2025/02/04	2.254	No Trade	No Trade	93.80%	50	Research	85	99	Research	Defon Sell	10.61%	47.00%	A	30
2025/02/05	2.296	No Trade	No Trade	100.00%	50	Research	85	100	Research	Defon Sell	12.57%	50.88%	A	30
2025/02/06	2.280	No Trade	No Trade	92.88%	50	Research	85	99	Research	Defon Sell	11.68%	47.78%	A	30
2025/02/07	2.306	No Trade	No Trade	100.00%	50	Research	85	100	Research	Defon Sell	12.88%	49.27%	A	30
2025/02/10	2.252	No Trade	No Trade	77.21%	50	Research	85	98	Research	Defon Sell	9.94%	46.75%	B	30
2025/02/11	2.249	No Trade	No Trade	75.39%	50	Research	85	98	Research	Defon Sell	9.71%	47.05%	B	31
2025/02/12	2.291	No Trade	No Trade	90.28%	60	Research	85	99	Research	Defon Sell	11.62%	50.85%	A	32
2025/02/13	2.292	No Trade	No Trade	89.92%	50	Research	85	99	Research	Defon Sell	11.58%	49.96%	A	29
2025/02/14	2.283	No Trade	No Trade	85.65%	50	Research	85	99	Research	Defon Sell	11.03%	46.95%	B	26
2025/02/17	2.283	No Trade	No Trade	83.36%	50	Research	85	99	Research	Defon Sell	10.73%	43.81%	B	21
2025/02/18	2.264	Sell_Panda_ST	No Trade	75.60%	50	Research	85	98	Research	Defon Sell	9.73%	38.55%	B	17
2025/02/19	2.280	No Trade	No Trade	81.02%	50	Research	85	99	Research	Defon Sell	10.43%	33.96%	B	13
2025/02/20	2.299	No Trade	No Trade	87.25%	50	Research	85	100	Research	Defon Sell	11.23%	33.56%	A	12
2025/02/21	2.284	No Trade	No Trade	80.83%	50	Research	85	99	Research	Defon Sell	10.41%	32.69%	A	14
2025/02/24	2.244	Sell_Panda_ST	Sell_Panda_ST	63.67%	50	Research	85	97	Research	Defon Sell	8.20%	28.56%	B	13
2025/02/25	2.240	Sell_Panda_ST	Sell_Panda_ST	61.47%	50	Research	85	97	Research	Defon Sell	7.91%	21.16%	B	12
2025/02/26	2.252	No Trade	No Trade	65.21%	50	Research	85	98	Research	Defon Sell	8.40%	22.14%	B	9
2025/02/27	2.259	No Trade	No Trade	67.21%	50	Research	85	98	Research	Defon Sell	8.65%	19.03%	B	4
2025/02/28	2.281	No Trade	No Trade	74.70%	50	Research	85	99	Research	Defon Sell	9.62%	19.96%	B	2
2025/03/03	2.291	No Trade	No Trade	75.95%	50	Research	85	99	Research	Defon Sell	9.78%	20.52%	A	0
2025/03/04	2.292	No Trade	No Trade	75.57%	50	Research	85	99	Research	Defon Sell	9.73%	21.17%	A	0
2025/03/05	2.068	No Trade	No Trade	5.90%	0	Absolutely No	0	0	Absolutely	no Trade	-1.06%	13.13%	C	-2
2025/03/06	2.099	No Trade	No Trade	2.38%	0	Absolutely No	0	0	Absolutely	no Trade	0.31%	14.24%	C	-4
2025/03/07	2.073	No Trade	No Trade	5.66%	0	Absolutely No	0	0	Absolutely	no Trade	-1.01%	10.56%	C	-3
2025/03/10	2.032	No Trade	No Trade	18.00%	0	Absolutely No	0	0	Absolutely	no Trade	-3.22%	9.84%	C	-4
2025/03/11	2.068	No Trade	No Trade	8.79%	0	Absolutely No	0	0	Absolutely	no Trade	-1.57%	13.20%	C	-7
2025/03/12	2.153	No Trade	No Trade	18.47%	0	Absolutely No	0	0	Absolutely	no Trade	2.38%	16.69%	C	-9
2025/03/13	2.091	No Trade	No Trade	3.73%	0	Absolutely No	0	0	Absolutely	no Trade	-0.67%	14.13%	C	-13
2025/03/14	2.106	No Trade	No Trade	0.20%	0	Absolutely No	0	0	Absolutely	no Trade	-0.04%	16.62%	C	-18
2025/03/17	2.089	No Trade	No Trade	6.11%	0	Absolutely No	0	0	Absolutely	no Trade	-1.09%	13.14%	C	-18
2025/03/18	2.107	No Trade	No Trade	1.85%	0	Absolutely No	0	0	Absolutely	no Trade	-0.33%	14.63%	C	-20



Date	9 day	9 vs 21 day	33 day
2025/01/30	Buy_9day	Buy 9 vs 21	Buy 33_Day
2025/01/31	Buy_9day	Buy 9 vs 21	Buy 33_Day
2025/02/03	Buy_9day	Buy 9 vs 21	Buy 33_Day
2025/02/04	Buy_9day	Buy 9 vs 21	Buy 33_Day
2025/02/05	Buy_9day	Buy 9 vs 21	Buy 33_Day
2025/02/06	Buy_9day	Buy 9 vs 21	Buy 33_Day
2025/02/07	Buy_9day	Buy 9 vs 21	Buy 33_Day
2025/02/10	Sell_9day	Buy 9 vs 21	Buy 33_Day
2025/02/11	Sell_9day	Buy 9 vs 21	Buy 33_Day
2025/02/12	Buy_9day	Buy 9 vs 21	Buy 33_Day
2025/02/13	Buy_9day	Buy 9 vs 21	Buy 33_Day
2025/02/14	Buy_9day	Buy 9 vs 21	Buy 33_Day
2025/02/17	Buy_9day	Buy 9 vs 21	Buy 33_Day
2025/02/18	Sell_9day	Buy 9 vs 21	Buy 33_Day
2025/02/19	Buy_9day	Buy 9 vs 21	Buy 33_Day
2025/02/20	Buy_9day	Buy 9 vs 21	Buy 33_Day
2025/02/21	Buy_9day	Buy 9 vs 21	Buy 33_Day
2025/02/24	Sell_9day	Buy 9 vs 21	Buy 33_Day
2025/02/25	Sell_9day	Buy 9 vs 21	Buy 33_Day
2025/02/26	Sell_9day	Buy 9 vs 21	Buy 33_Day
2025/02/27	Sell_9day	Buy 9 vs 21	Buy 33_Day
2025/02/28	Buy_9day	Sell 9 vs 21	Buy 33_Day
2025/03/03	Buy_9day	Sell 9 vs 21	Buy 33_Day
2025/03/04	Buy_9day	Sell 9 vs 21	Buy 33_Day
2025/03/05	Sell_9day	Sell 9 vs 21	Sell 33_Day
2025/03/06	Sell_9day	Sell 9 vs 21	Sell 33_Day
2025/03/07	Sell_9day	Sell 9 vs 21	Sell 33_Day
2025/03/10	Sell_9day	Sell 9 vs 21	Sell 33_Day
2025/03/11	Sell_9day	Sell 9 vs 21	Sell 33_Day
2025/03/12	Buy_9day	Sell 9 vs 21	Sell 33_Day
2025/03/13	Sell_9day	Sell 9 vs 21	Sell 33_Day
2025/03/14	Sell_9day	Sell 9 vs 21	Sell 33_Day
2025/03/17	Buy_9day	Sell 9 vs 21	Sell 33_Day
2025/03/18	Buy_9day	Sell 9 vs 21	Sell 33_Day

Strategy Universe

Pairs_NYSE_Consumer Staples

Ascendant guidance

Research

Strategy_Open Date

2025/02/18

Caterpillar Guidance

Research

— SYY.NYS

--- 21 per. Mov. Avg. (SYY.NYS)

— Linear (SYY.NYS)

— BF.B.NYS

--- 21 per. Mov. Avg. (BF.B.NYS)

— Linear (BF.B.NYS)

(+) : Mom Days

1

(-) : Mom Days

0

Guided : Factor

9 vs 21 day

324_Buy Guidance

-8.8%

324_Sell Guidance

0.0%

Mom_75 (days)

14.6%

9 vs 21 day

-4.28%

Price vs 9 day

0.78%

EIX.NYS

B Edison International

U Utilities

Y Electric Utilities

New York

Market Cap : (B)

33 481

PPL.NYS

PPL Corporation

Utilities

Electric Utilities

New York

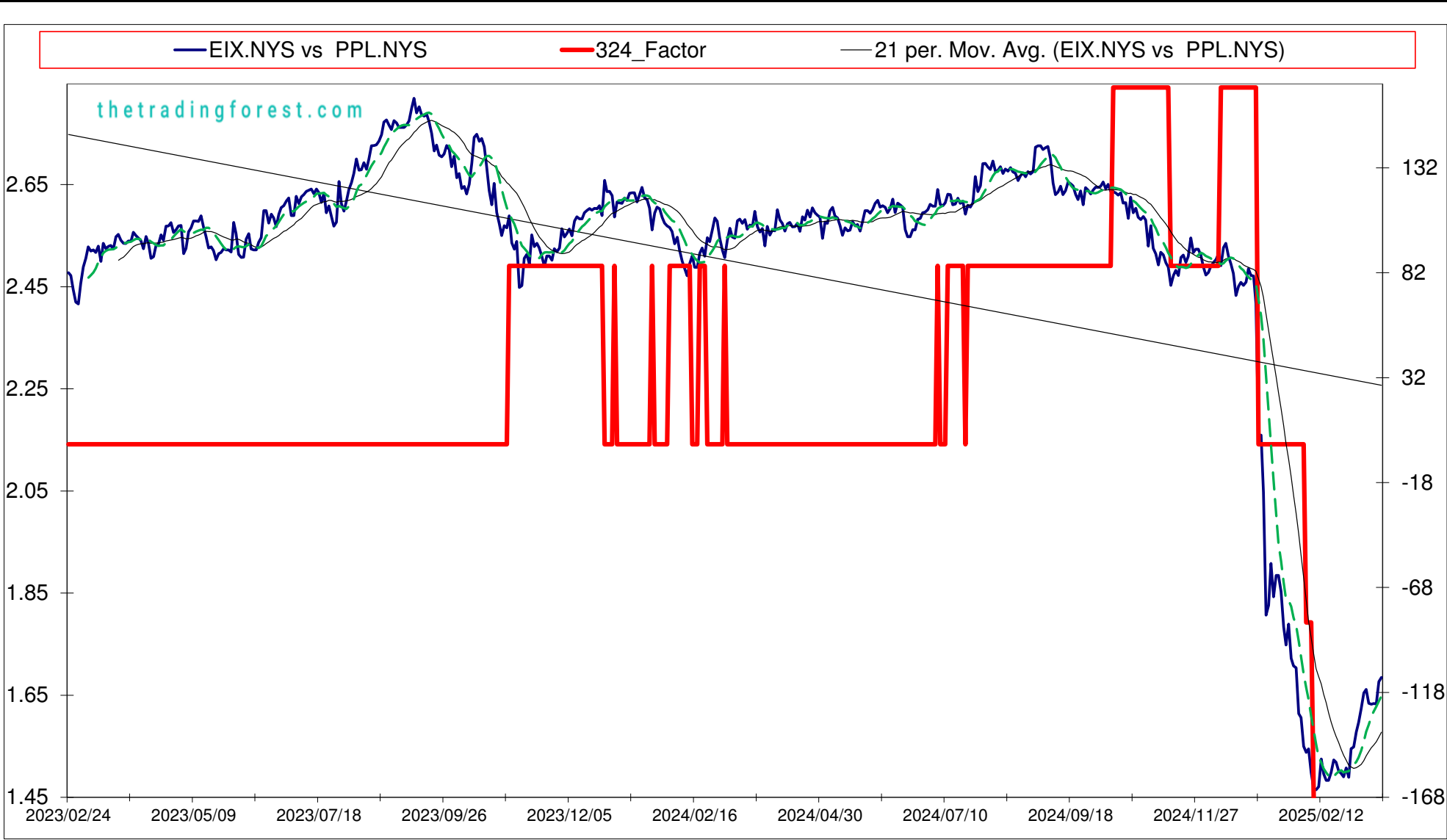
Market Cap : (B)

25 423

Follow the " 3day to 5day waiting period " before entering the trade : understand the Graph, Trend and Variables

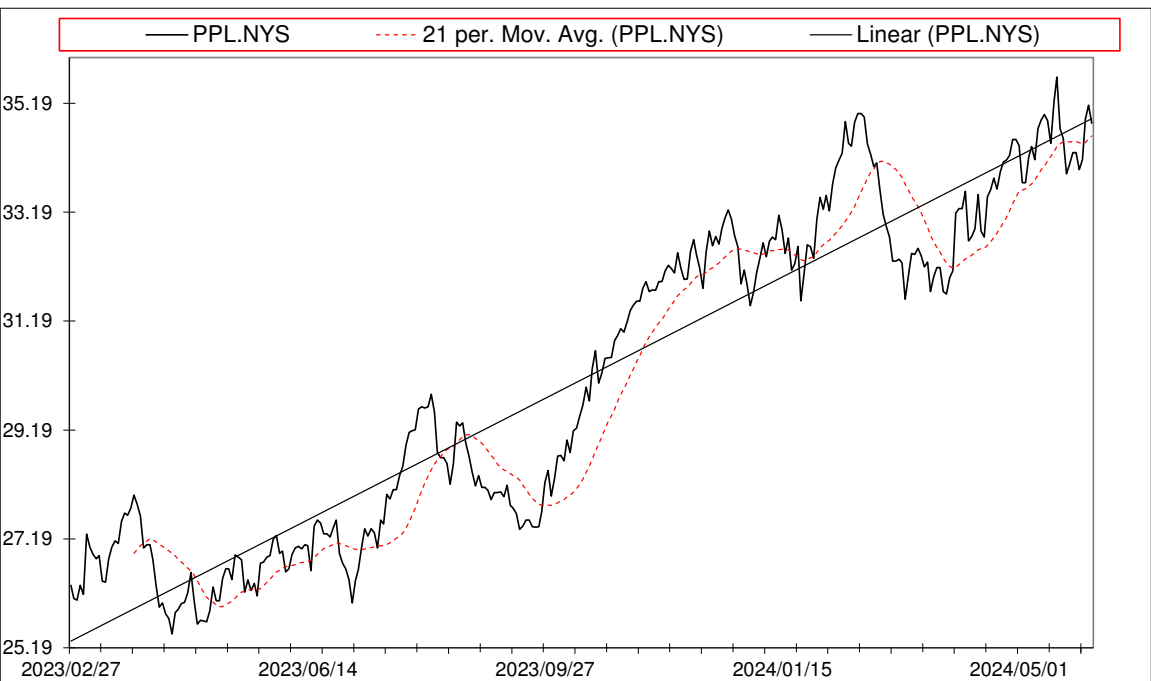
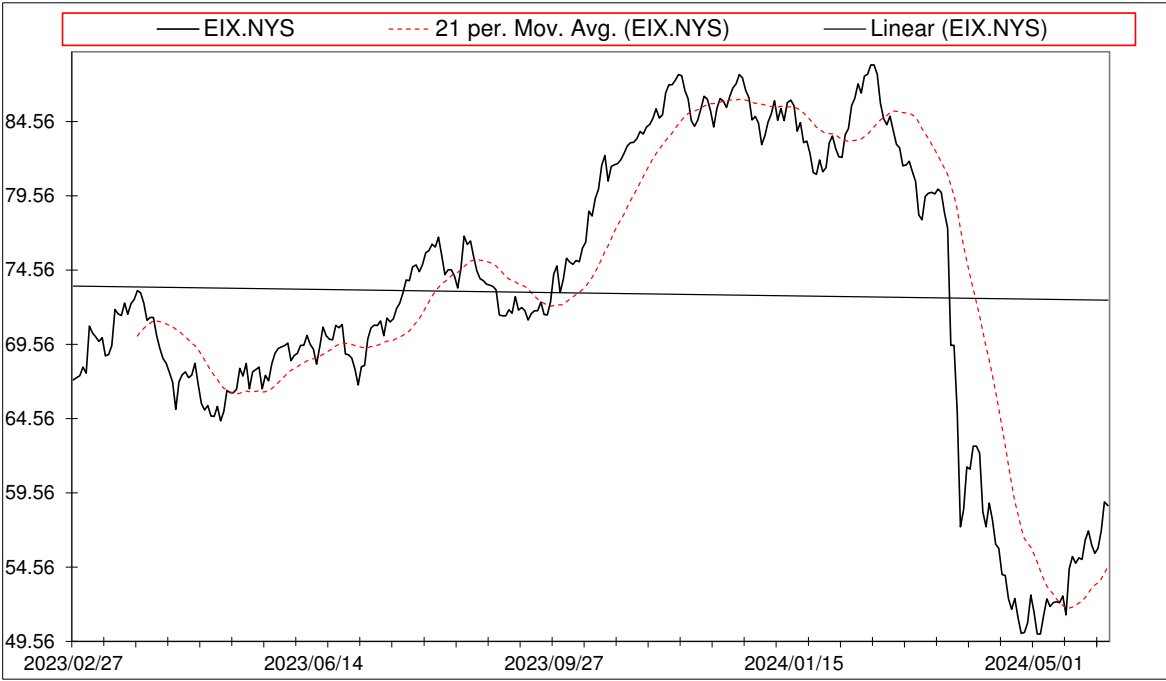
Plan your enrty levels. Focus on the process not the outcome. Expect further short-term deviation from the trade signal. "Patience"

Date	Price or Relative Price	Short_Term_ Radar	Medium_ Term_Radar	Caterpillar_ %	Wise_ Owl(Rnk)	324_Factor	Factor_324	Defcon _Index	Defcon _Index_Trade	Margin of Safety	75_Day_Mom	Trade_Rating (Guidance)	Trendsum
2025/01/22	1.785	No Trade	No Trade	100.00%	30	Absolutely No	0	-100	Research Defcon Buy	-16.97%	-32.54%	C	-22
2025/01/23	1.750	No Trade	No Trade	100.00%	30	Absolutely No	0	-100	Research Defcon Buy	-18.55%	-33.92%	C	-25
2025/01/24	1.790	No Trade	No Trade	89.39%	30	Absolutely No	0	-98	Research Defcon Buy	-16.58%	-32.60%	C	-28
2025/01/27	1.723	No Trade	No Trade	100.00%	50	Absolutely No	0	-100	Research Defcon Buy	-19.54%	-34.80%	C	-32
2025/01/28	1.709	No Trade	No Trade	100.00%	50	Absolutely No	0	-100	Research Defcon Buy	-20.15%	-35.56%	C	-35
2025/01/29	1.705	No Trade	No Trade	100.00%	50	Absolutely No	0	-100	Research Defcon Buy	-20.26%	-35.37%	C	-37
2025/01/30	1.615	No Trade	No Trade	100.00%	50	Absolutely No	0	-100	Research Defcon Buy	-24.40%	-38.74%	C	-38
2025/01/31	1.607	No Trade	No Trade	100.00%	50	Absolutely No	0	-100	Research Defcon Buy	-24.72%	-39.01%	C	-39
2025/02/03	1.551	No Trade	No Trade	100.00%	50	Absolutely No	0	-100	Research Defcon Buy	-27.18%	-41.04%	C	-40
2025/02/04	1.539	No Trade	No Trade	100.00%	60	Research	-85	-100	Research Defcon Buy	-27.70%	-41.60%	A	-40
2025/02/05	1.546	No Trade	No Trade	98.58%	60	Research	-85	-100	Research Defcon Buy	-27.30%	-40.87%	A	-40
2025/02/06	1.500	No Trade	No Trade	100.00%	60	Research	-85	-100	Research Defcon Buy	-29.43%	-42.67%	A	-41
2025/02/07	1.467	No Trade	No Trade	100.00%	100	Research	-170	-100	Research Defcon Buy	-30.90%	-43.24%	AAA	-42
2025/02/10	1.466	No Trade	No Trade	99.71%	100	Research	-170	-100	Research Defcon Buy	-30.81%	-44.19%	AAA	-45
2025/02/11	1.472	No Trade	No Trade	98.59%	100	Research	-170	-100	Research Defcon Buy	-30.46%	-43.30%	AAA	-47
2025/02/12	1.526	No Trade	No Trade	90.12%	100	Research	-170	-96	Research Defcon Buy	-27.85%	-41.41%	AA	-46
2025/02/13	1.497	No Trade	No Trade	94.36%	100	Research	-170	-98	Research Defcon Buy	-29.16%	-42.13%	AAA	-44
2025/02/14	1.484	No Trade	No Trade	96.19%	100	Research	-170	-99	Research Defcon Buy	-29.72%	-42.54%	AAA	-43
2025/02/17	1.484	No Trade	No Trade	95.65%	100	Research	-170	-99	Research Defcon Buy	-29.56%	-42.66%	AAA	-40
2025/02/18	1.500	Buy_Panda_ST	No Trade	93.04%	100	Research	-170	-98	Research Defcon Buy	-28.75%	-41.90%	AAA	-38
2025/02/19	1.524	Buy_Panda_ST	No Trade	89.12%	100	Research	-170	-96	Research Defcon Buy	-27.54%	-39.77%	AA	-35
2025/02/20	1.520	Buy_Panda_ST	No Trade	89.64%	100	Research	-170	-96	Research Defcon Buy	-27.70%	-40.88%	AA	-31
2025/02/21	1.503	Buy_Panda_ST	No Trade	92.10%	90	Research	-170	-97	Research Defcon Buy	-28.46%	-40.53%	AAA	-28
2025/02/24	1.497	No Trade	No Trade	92.35%	90	Research	-170	-98	Research Defcon Buy	-28.54%	-40.46%	AAA	-27
2025/02/25	1.491	No Trade	No Trade	93.14%	90	Research	-170	-98	Research Defcon Buy	-28.78%	-40.20%	AAA	-27
2025/02/26	1.509	No Trade	No Trade	90.24%	90	Research	-170	-97	Research Defcon Buy	-27.89%	-40.09%	AAA	-27
2025/02/27	1.490	No Trade	No Trade	92.91%	90	Research	-170	-98	Research Defcon Buy	-28.71%	-40.71%	AAA	-25
2025/02/28	1.546	Buy_Panda_ST	Buy_Panda_ST	84.08%	50	Research	-170	0	Absolutely no Trade	-25.98%	-38.10%	B	-23
2025/03/03	1.549	No Trade	No Trade	82.99%	50	Research	-170	0	Absolutely no Trade	-25.65%	-37.76%	B	-20
2025/03/04	1.579	No Trade	No Trade	78.23%	50	Research	-170	0	Absolutely no Trade	-24.17%	-35.66%	B	-17
2025/03/05	1.598	No Trade	No Trade	75.09%	50	Research	-170	0	Absolutely no Trade	-23.20%	-35.39%	B	-15
2025/03/06	1.625	No Trade	No Trade	70.63%	50	Research	-170	0	Absolutely no Trade	-21.83%	-34.55%	B	-10
2025/03/07	1.655	No Trade	No Trade	65.73%	50	Research	-170	0	Absolutely no Trade	-20.31%	-33.06%	B	-4
2025/03/10	1.662	No Trade	No Trade	64.01%	50	Research	-170	0	Absolutely no Trade	-19.78%	-33.73%	B	1
2025/03/11	1.635	No Trade	No Trade	68.05%	50	Research	-170	0	Absolutely no Trade	-21.03%	-34.92%	B	6
2025/03/12	1.633	No Trade	No Trade	68.18%	50	Research	-170	0	Absolutely no Trade	-21.07%	-34.65%	B	9
2025/03/13	1.635	No Trade	No Trade	67.72%	50	Research	-170	0	Absolutely no Trade	-20.93%	-34.87%	B	11
2025/03/14	1.634	No Trade	No Trade	67.70%	50	Research	-170	0	Absolutely no Trade	-20.92%	-35.85%	B	11
2025/03/17	1.677	No Trade	No Trade	60.23%	50	Research	-170	0	Absolutely no Trade	-18.61%	-33.39%	B	14
2025/03/18	1.686	No Trade	No Trade	58.69%	50	Research	-170	0	Absolutely no Trade	-18.14%	-33.22%	B	17



Date	9 day	9 vs 21 day	33 day
2025/01/30	Sell_9day	Sell 9 vs 21	Sell 33_Day
2025/01/31	Sell_9day	Sell 9 vs 21	Sell 33_Day
2025/02/03	Sell_9day	Sell 9 vs 21	Sell 33_Day
2025/02/04	Sell_9day	Sell 9 vs 21	Sell 33_Day
2025/02/05	Sell_9day	Sell 9 vs 21	Sell 33_Day
2025/02/06	Sell_9day	Sell 9 vs 21	Sell 33_Day
2025/02/07	Sell_9day	Sell 9 vs 21	Sell 33_Day
2025/02/10	Sell_9day	Sell 9 vs 21	Sell 33_Day
2025/02/11	Sell_9day	Sell 9 vs 21	Sell 33_Day
2025/02/12	Buy_9day	Sell 9 vs 21	Sell 33_Day
2025/02/13	Sell_9day	Sell 9 vs 21	Sell 33_Day
2025/02/14	Sell_9day	Sell 9 vs 21	Sell 33_Day
2025/02/17	Sell_9day	Sell 9 vs 21	Sell 33_Day
2025/02/18	Buy_9day	Sell 9 vs 21	Sell 33_Day
2025/02/19	Buy_9day	Sell 9 vs 21	Sell 33_Day
2025/02/20	Buy_9day	Sell 9 vs 21	Sell 33_Day
2025/02/21	Buy_9day	Sell 9 vs 21	Sell 33_Day
2025/02/24	Sell_9day	Sell 9 vs 21	Sell 33_Day
2025/02/25	Sell_9day	Sell 9 vs 21	Sell 33_Day
2025/02/26	Buy_9day	Sell 9 vs 21	Sell 33_Day
2025/02/27	Sell_9day	Sell 9 vs 21	Sell 33_Day
2025/02/28	Buy_9day	Sell 9 vs 21	Sell 33_Day
2025/03/03	Buy_9day	Buy 9 vs 21	Sell 33_Day
2025/03/04	Buy_9day	Buy 9 vs 21	Sell 33_Day
2025/03/05	Buy_9day	Buy 9 vs 21	Buy 33_Day
2025/03/06	Buy_9day	Buy 9 vs 21	Buy 33_Day
2025/03/07	Buy_9day	Buy 9 vs 21	Buy 33_Day
2025/03/10	Buy_9day	Buy 9 vs 21	Buy 33_Day
2025/03/11	Buy_9day	Buy 9 vs 21	Buy 33_Day
2025/03/12	Buy_9day	Buy 9 vs 21	Buy 33_Day
2025/03/13	Buy_9day	Buy 9 vs 21	Buy 33_Day
2025/03/14	Buy_9day	Buy 9 vs 21	Buy 33_Day
2025/03/17	Buy_9day	Buy 9 vs 21	Buy 33_Day
2025/03/18	Buy_9day	Buy 9 vs 21	Buy 33_Day

Strategy Universe	Pairs_NYSE_Utilities	Ascendant guidance	Research	Strategy_Open Date	2025/02/18	Caterpillar Guidance	Trade
-------------------	----------------------	--------------------	----------	--------------------	------------	----------------------	-------



(+) : Mom Days	0
(-) : Mom Days	100
Guided : Factor	66 day
324_Buy Guidance	85.0%
324_Sell Guidance	0.0%
Mom_75 (days)	-33.2%
9 vs 21 day	4.48%
Price vs 9 day	2.22%

B Dow Inc.
u Materials
y Chemicals

JPM.NYS

Plan your entry levels. Focus on the process not the outcome. Expect further short-term deviation from the trade signal. "Patience"

JPMorgan Chase & Co.

Financial

Banks

New York

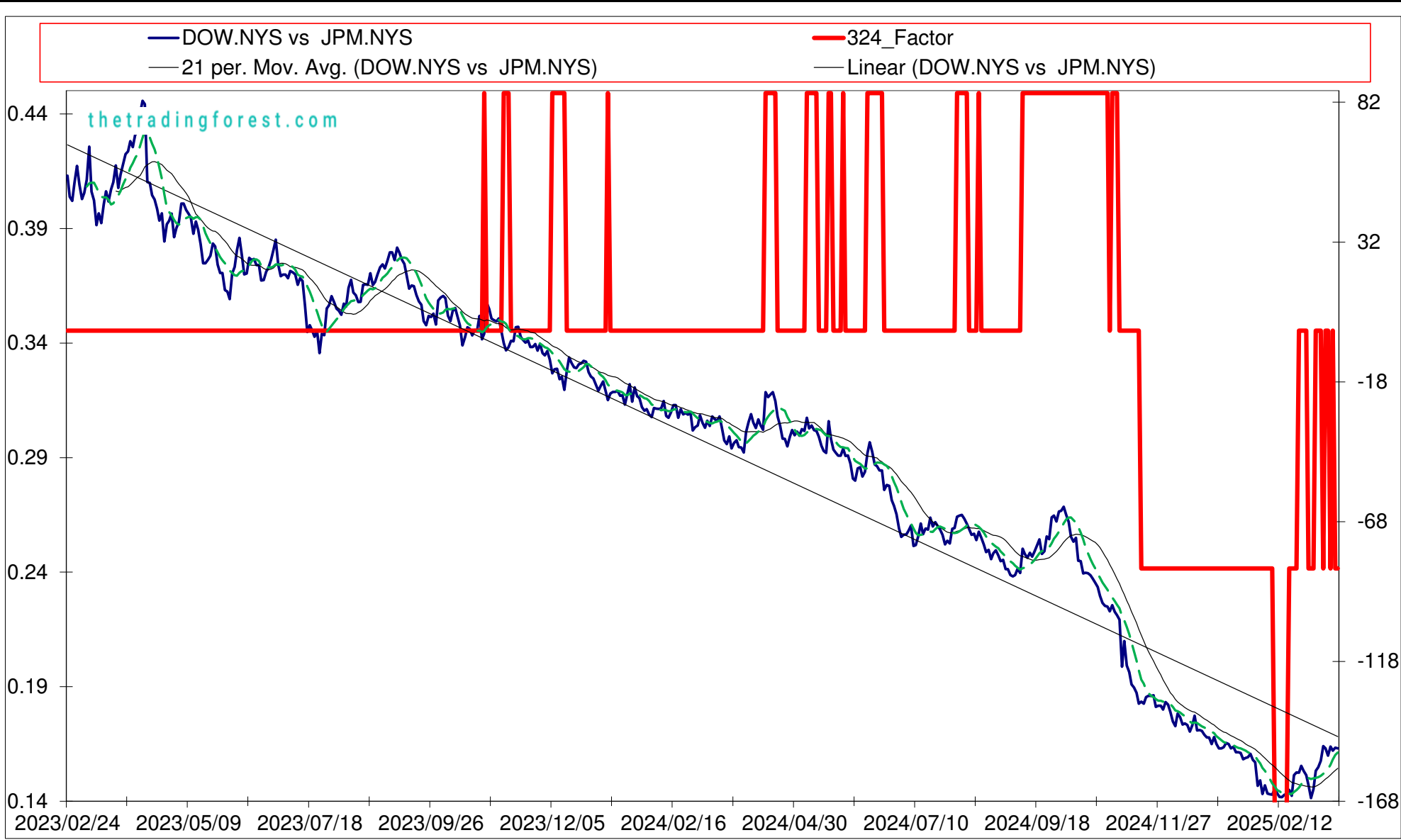
Market Cap : (B)

699 753

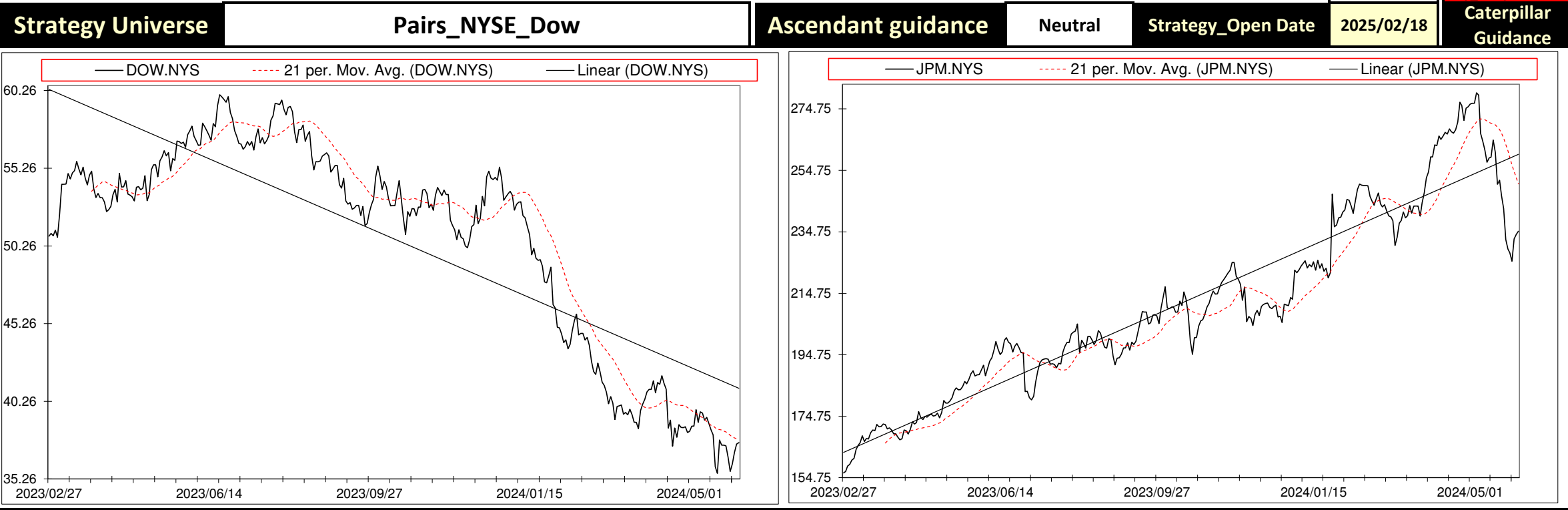
-254.031

117.065

Date	Price or Relative Price	Short_Term_ Radar	Medium_ Term_Radar	Caterpillar_ %	Wise_ Owl(Rnk)	324_Factor	Factor_324	Defcon _Index	Defcon _Index_Trade	Margin of Safety	75_Day_Mom	Trade_Rating (Guidance)	Trendsum
2025/01/22	0.155	No Trade	No Trade	83.63%	50	Research	-85	-100	Research Defcon Buy	-9.63%	-41.52%	A	-39
2025/01/23	0.156	No Trade	No Trade	78.50%	50	Research	-85	-100	Research Defcon Buy	-9.04%	-40.48%	A	-39
2025/01/24	0.156	No Trade	No Trade	75.13%	50	Research	-85	-99	Research Defcon Buy	-8.65%	-39.68%	A	-41
2025/01/27	0.158	No Trade	No Trade	61.62%	50	Research	-85	-98	Research Defcon Buy	-7.09%	-37.55%	B	-42
2025/01/28	0.155	No Trade	No Trade	73.10%	50	Research	-85	-100	Research Defcon Buy	-8.42%	-38.06%	A	-42
2025/01/29	0.154	No Trade	No Trade	76.56%	50	Research	-85	-100	Research Defcon Buy	-8.81%	-38.88%	A	-42
2025/01/30	0.144	No Trade	No Trade	100.00%	60	Research	-85	-100	Research Defcon Buy	-14.68%	-40.60%	A	-42
2025/01/31	0.146	No Trade	No Trade	88.92%	60	Research	-85	-98	Research Defcon Buy	-13.05%	-39.57%	B	-43
2025/02/03	0.140	No Trade	No Trade	100.00%	60	Research	-85	-100	Research Defcon Buy	-15.98%	-40.73%	A	-45
2025/02/04	0.144	No Trade	No Trade	84.45%	50	Research	-85	-97	Research Defcon Buy	-13.49%	-39.22%	B	-45
2025/02/05	0.140	No Trade	No Trade	96.43%	60	Research	-85	-100	Research Defcon Buy	-15.41%	-40.67%	A	-45
2025/02/06	0.140	No Trade	No Trade	96.27%	60	Research	-85	-100	Research Defcon Buy	-15.38%	-40.59%	A	-46
2025/02/07	0.140	No Trade	No Trade	95.40%	60	Research	-85	-100	Research Defcon Buy	-15.24%	-40.25%	A	-47
2025/02/10	0.142	No Trade	No Trade	82.02%	90	Research	-170	-98	Research Defcon Buy	-13.11%	-38.75%	AAA	-48
2025/02/11	0.140	No Trade	No Trade	87.60%	100	Research	-170	-100	Research Defcon Buy	-14.00%	-39.05%	AAA	-47
2025/02/12	0.139	No Trade	No Trade	92.26%	100	Research	-170	-100	Research Defcon Buy	-14.74%	-38.71%	AAA	-47
2025/02/13	0.139	No Trade	No Trade	91.43%	100	Research	-170	-100	Research Defcon Buy	-14.61%	-37.94%	AAA	-47
2025/02/14	0.140	No Trade	No Trade	85.94%	100	Research	-170	-99	Research Defcon Buy	-13.73%	-37.08%	AAA	-47
2025/02/17	0.140	No Trade	No Trade	81.66%	90	Research	-170	-99	Research Defcon Buy	-13.05%	-37.02%	AAA	-47
2025/02/18	0.142	Buy_Panda_ST	No Trade	72.13%	50	Research	-85	-98	Research Defcon Buy	-11.53%	-35.47%	B	-45
2025/02/19	0.139	No Trade	No Trade	80.47%	50	Research	-85	-100	Research Defcon Buy	-12.86%	-37.36%	A	-43
2025/02/20	0.148	Buy_Panda_ST	Buy_Panda_ST	43.65%	30	Research	-85	0	Absolutely no Trade	-6.98%	-32.44%	C	-39
2025/02/21	0.150	Buy_Panda_ST	Buy_Panda_ST	37.63%	30	Research	-85	0	Absolutely no Trade	-6.01%	-31.47%	C	-34
2025/02/24	0.149	Buy_Panda_ST	Buy_Panda_ST	33.28%	0	Absolutely No	0	0	Absolutely no Trade	-5.32%	-30.91%	C	-29
2025/02/25	0.152	Buy_Panda_ST	Buy_Panda_ST	19.80%	0	Absolutely No	0	0	Absolutely no Trade	-3.16%	-22.12%	C	-23
2025/02/26	0.150	Buy_Panda_ST	Buy_Panda_ST	27.28%	0	Absolutely No	0	0	Absolutely no Trade	-4.36%	-27.43%	C	-17
2025/02/27	0.148	Buy_Panda_ST	Buy_Panda_ST	32.74%	0	Absolutely No	0	0	Absolutely no Trade	-5.23%	-24.38%	C	-13
2025/02/28	0.144	No Trade	No Trade	48.55%	50	Research	-85	-96	Research Defcon Buy	-7.76%	-25.53%	B	-9
2025/03/03	0.138	No Trade	No Trade	66.58%	50	Research	-85	-100	Research Defcon Buy	-10.64%	-26.41%	A	-11
2025/03/04	0.142	No Trade	No Trade	48.93%	50	Research	-85	-97	Research Defcon Buy	-7.82%	-23.70%	B	-13
2025/03/05	0.150	No Trade	No Trade	15.38%	0	Absolutely No	0	0	Absolutely no Trade	-2.46%	-18.53%	C	-13
2025/03/06	0.152	Buy_Panda_ST	Buy_Panda_ST	6.93%	0	Absolutely No	0	0	Absolutely no Trade	-1.11%	-15.41%	C	-12
2025/03/07	0.155	No Trade	No Trade	4.42%	0	Absolutely No	0	0	Absolutely no Trade	0.94%	-14.35%	C	-10
2025/03/10	0.161	No Trade	No Trade	28.52%	0	Research	-85	0	Absolutely no Trade	6.05%	-10.31%	C	-6
2025/03/11	0.160	No Trade	No Trade	26.75%	0	Absolutely No	0	0	Absolutely no Trade	5.68%	-12.29%	C	-2
2025/03/12	0.157	No Trade	No Trade	18.27%	0	Absolutely No	0	0	Absolutely no Trade	3.88%	-14.32%	C	3
2025/03/13	0.161	No Trade	No Trade	32.23%	0	Research	-85	0	Absolutely no Trade	6.84%	-12.04%	C	6
2025/03/14	0.159	No Trade	No Trade	27.90%	0	Absolutely No	0	0	Absolutely no Trade	5.92%	-13.21%	C	6
2025/03/17	0.160	No Trade	No Trade	36.27%	0	Research	-85	0	Absolutely no Trade	7.70%	-10.01%	C	7
2025/03/18	0.160	No Trade	No Trade	36.83%	0	Research	-85	0	Absolutely no Trade	7.82%	-10.43%	C	7



Date	9 day	9 vs 21 day	33 day
2025/01/29	Sell_9day	Sell 9 vs 21	Sell 33_Day
2025/01/30	Sell_9day	Sell 9 vs 21	Sell 33_Day
2025/01/31	Sell_9day	Sell 9 vs 21	Sell 33_Day
2025/02/03	Sell_9day	Sell 9 vs 21	Sell 33_Day
2025/02/04	Sell_9day	Sell 9 vs 21	Sell 33_Day
2025/02/05	Sell_9day	Sell 9 vs 21	Sell 33_Day
2025/02/06	Sell_9day	Sell 9 vs 21	Sell 33_Day
2025/02/07	Sell_9day	Sell 9 vs 21	Sell 33_Day
2025/02/10	Sell_9day	Sell 9 vs 21	Sell 33_Day
2025/02/11	Sell_9day	Sell 9 vs 21	Sell 33_Day
2025/02/12	Sell_9day	Sell 9 vs 21	Sell 33_Day
2025/02/13	Sell_9day	Sell 9 vs 21	Sell 33_Day
2025/02/14	Sell_9day	Sell 9 vs 21	Sell 33_Day
2025/02/17	Sell_9day	Sell 9 vs 21	Sell 33_Day
2025/02/18	Buy_9day	Sell 9 vs 21	Sell 33_Day
2025/02/19	Sell_9day	Sell 9 vs 21	Sell 33_Day
2025/02/20	Buy_9day	Sell 9 vs 21	Sell 33_Day
2025/02/21	Buy_9day	Sell 9 vs 21	Sell 33_Day
2025/02/24	Buy_9day	Sell 9 vs 21	Sell 33_Day
2025/02/25	Buy_9day	Buy 9 vs 21	Buy 33_Day
2025/02/26	Buy_9day	Buy 9 vs 21	Buy 33_Day
2025/02/27	Buy_9day	Buy 9 vs 21	Sell 33_Day
2025/02/28	Sell_9day	Buy 9 vs 21	Sell 33_Day
2025/03/03	Sell_9day	Buy 9 vs 21	Sell 33_Day
2025/03/04	Sell_9day	Buy 9 vs 21	Sell 33_Day
2025/03/05	Buy_9day	Buy 9 vs 21	Buy 33_Day
2025/03/06	Buy_9day	Buy 9 vs 21	Buy 33_Day
2025/03/07	Buy_9day	Buy 9 vs 21	Buy 33_Day
2025/03/10	Buy_9day	Buy 9 vs 21	Buy 33_Day
2025/03/11	Buy_9day	Buy 9 vs 21	Buy 33_Day
2025/03/12	Buy_9day	Buy 9 vs 21	Buy 33_Day
2025/03/13	Buy_9day	Buy 9 vs 21	Buy 33_Day
2025/03/14	Buy_9day	Buy 9 vs 21	Buy 33_Day
2025/03/17	Buy_9day	Buy 9 vs 21	Buy 33_Day
2025/03/18	Buy_9day	Buy 9 vs 21	Buy 33_Day



Caterpillar Guidance	Research
(+) : Mom Days	0
(-) : Mom Days	0
Guided : Factor	9 vs 21 day
324_Buy Guidance	0.0%
324_Sell Guidance	36.2%
Mom_75 (days)	-10.4%
9 vs 21 day	4.57%
Price vs 9 day	1.11%

S
e
|
|

SBUX.NAS

Starbucks

Consumer Discretionary

Hotels, Restaurants & Leisure

New York

Market Cap : (B)

116 215

Follow the " 3day to 5day waiting period " before entering the trade : understand the Graph, Trend and Variables

KMB.NYS

Kimberly-Clark

Consumer Staples

Household Products

New York

Market Cap : (B)

46 161

Plan your enrty levels. Focus on the process not the outcome. Expect further short-term deviation from the trade signal. "Patience"

-3.109

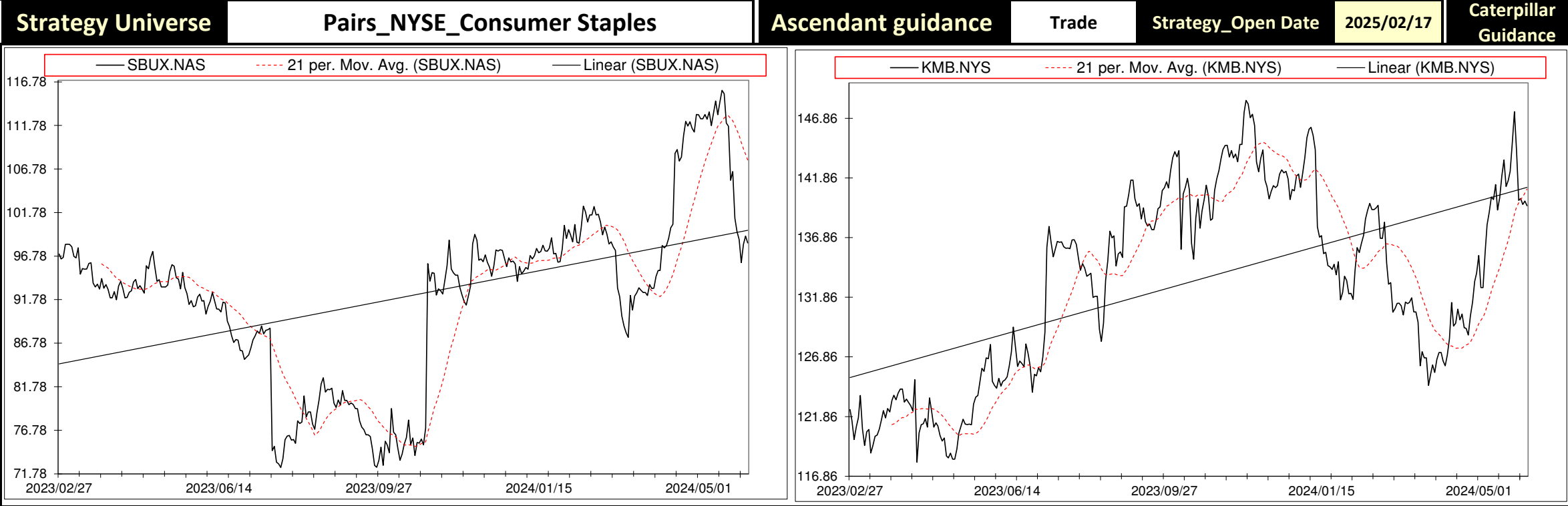
7.347

-2.363

Date	Price or Relative Price	Short_Term_ Radar	Medium_ Term_Radar	Caterpillar_ %	Wise_ Owl(Rnk)	324_Factor	Factor_324	Defcon _Index	Defcon _Index_Trade	Margin of Safety	75_Day_Mom	Trade_Rating (Guidance)	Trendsum
2025/01/22	0.775	No Trade	No Trade	34.42%	0	Absolutely No	0	93	Research Defon Sell	10.08%	13.56%	C	26
2025/01/23	0.771	No Trade	No Trade	32.70%	0	Absolutely No	0	93	Research Defon Sell	9.57%	12.53%	C	28
2025/01/24	0.769	No Trade	No Trade	31.74%	0	Absolutely No	0	93	Research Defon Sell	9.29%	12.74%	C	28
2025/01/27	0.761	No Trade	No Trade	27.61%	0	Absolutely No	0	92	Research Defon Sell	8.08%	12.35%	C	27
2025/01/28	0.776	No Trade	No Trade	34.66%	0	Absolutely No	0	93	Research Defon Sell	10.14%	15.03%	C	29
2025/01/29	0.837	No Trade	No Trade	64.53%	50	Research	85	97	Research Defon Sell	18.89%	25.82%	B	31
2025/01/30	0.833	No Trade	No Trade	62.39%	50	Research	85	97	Research Defon Sell	18.26%	24.02%	B	33
2025/01/31	0.828	No Trade	No Trade	60.17%	50	Research	85	96	Research Defon Sell	17.61%	25.50%	B	32
2025/02/03	0.829	No Trade	No Trade	60.39%	50	Research	85	96	Research Defon Sell	17.68%	26.70%	B	33
2025/02/04	0.855	No Trade	No Trade	73.08%	50	Research	85	98	Research Defon Sell	21.39%	30.77%	B	34
2025/02/05	0.868	No Trade	No Trade	79.40%	50	Research	85	99	Research Defon Sell	23.24%	33.17%	A	36
2025/02/06	0.868	No Trade	No Trade	79.13%	50	Research	85	99	Research Defon Sell	23.16%	30.33%	A	39
2025/02/07	0.861	No Trade	No Trade	75.76%	50	Research	85	98	Research Defon Sell	22.18%	28.75%	B	41
2025/02/10	0.848	No Trade	No Trade	69.31%	50	Research	85	97	Research Defon Sell	20.29%	20.65%	B	40
2025/02/11	0.834	No Trade	No Trade	62.33%	50	Research	85	95	Research Defon Sell	18.24%	16.86%	B	37
2025/02/12	0.844	Sell_Panda_ST	No Trade	67.49%	50	Research	85	96	Research Defon Sell	19.75%	19.08%	B	33
2025/02/13	0.835	Sell_Panda_ST	No Trade	62.84%	50	Research	85	95	Research Defon Sell	18.39%	16.26%	B	30
2025/02/14	0.848	Sell_Panda_ST	No Trade	69.37%	50	Research	85	97	Research Defon Sell	20.30%	17.38%	B	27
2025/02/17	0.848	Sell_Panda_ST	No Trade	69.28%	50	Research	85	97	Research Defon Sell	20.28%	17.17%	B	24
2025/02/18	0.833	Sell_Panda_ST	No Trade	61.97%	50	Research	85	95	Research Defon Sell	18.14%	15.09%	B	18
2025/02/19	0.816	Sell_Panda_ST	Sell_Panda_ST	53.34%	0	Research	85	0	Absolutely no Trade	15.61%	12.01%	C	12
2025/02/20	0.816	No Trade	No Trade	53.32%	0	Research	85	0	Absolutely no Trade	15.61%	11.04%	C	7
2025/02/21	0.797	No Trade	No Trade	44.17%	0	Research	85	0	Absolutely no Trade	12.93%	9.82%	C	4
2025/02/24	0.808	No Trade	No Trade	49.66%	0	Research	85	0	Absolutely no Trade	14.54%	12.25%	C	0
2025/02/25	0.811	No Trade	No Trade	50.94%	0	Research	85	0	Absolutely no Trade	14.91%	11.11%	C	-4
2025/02/26	0.812	No Trade	No Trade	51.42%	0	Research	85	0	Absolutely no Trade	15.05%	11.72%	C	-7
2025/02/27	0.817	No Trade	No Trade	56.45%	0	Research	85	0	Absolutely no Trade	15.70%	11.86%	C	-11
2025/02/28	0.816	No Trade	No Trade	57.63%	0	Research	85	0	Absolutely no Trade	15.53%	8.34%	C	-13
2025/03/03	0.805	No Trade	No Trade	55.79%	0	Research	85	0	Absolutely no Trade	14.03%	7.68%	C	-13
2025/03/04	0.794	No Trade	No Trade	51.75%	0	Research	85	0	Absolutely no Trade	12.44%	5.16%	C	-14
2025/03/05	0.789	No Trade	No Trade	48.58%	0	Research	85	0	Absolutely no Trade	11.68%	4.65%	C	-17
2025/03/06	0.741	No Trade	No Trade	20.96%	0	Absolutely No	0	0	Absolutely no Trade	4.87%	0.89%	C	-20
2025/03/07	0.735	No Trade	No Trade	17.76%	0	Absolutely No	0	0	Absolutely no Trade	4.13%	-0.38%	C	-21
2025/03/10	0.686	No Trade	No Trade	11.16%	0	Absolutely No	0	-74	Absolutely no Trade	-2.88%	-5.40%	C	-23
2025/03/11	0.691	No Trade	No Trade	8.43%	0	Absolutely No	0	-73	Absolutely no Trade	-2.18%	-4.09%	C	-26
2025/03/12	0.705	No Trade	No Trade	0.79%	0	Absolutely No	0	0	Absolutely no Trade	-0.20%	-3.44%	C	-30
2025/03/13	0.685	No Trade	No Trade	11.65%	0	Absolutely No	0	-74	Absolutely no Trade	-3.01%	-7.45%	C	-34
2025/03/14	0.703	No Trade	No Trade	2.21%	0	Absolutely No	0	0	Absolutely no Trade	-0.57%	-4.01%	C	-36
2025/03/17	0.708	No Trade	No Trade	0.85%	0	Absolutely No	0	0	Absolutely no Trade	0.20%	-1.72%	C	-37
2025/03/18	0.704	No Trade	No Trade	1.35%	0	Absolutely No	0	0	Absolutely no Trade	-0.35%	-3.41%	C	-36



Date	9 day	9 vs 21 day	33 day
2025/01/29	Buy_9day	Buy 9 vs 21	Buy 33_Day
2025/01/30	Buy_9day	Buy 9 vs 21	Buy 33_Day
2025/01/31	Buy_9day	Buy 9 vs 21	Buy 33_Day
2025/02/03	Buy_9day	Buy 9 vs 21	Buy 33_Day
2025/02/04	Buy_9day	Buy 9 vs 21	Buy 33_Day
2025/02/05	Buy_9day	Buy 9 vs 21	Buy 33_Day
2025/02/06	Buy_9day	Buy 9 vs 21	Buy 33_Day
2025/02/07	Buy_9day	Buy 9 vs 21	Buy 33_Day
2025/02/10	Buy_9day	Buy 9 vs 21	Buy 33_Day
2025/02/11	Sell_9day	Buy 9 vs 21	Buy 33_Day
2025/02/12	Sell_9day	Buy 9 vs 21	Buy 33_Day
2025/02/13	Sell_9day	Buy 9 vs 21	Buy 33_Day
2025/02/14	Sell_9day	Buy 9 vs 21	Buy 33_Day
2025/02/17	Sell_9day	Buy 9 vs 21	Buy 33_Day
2025/02/18	Sell_9day	Buy 9 vs 21	Buy 33_Day
2025/02/19	Sell_9day	Buy 9 vs 21	Buy 33_Day
2025/02/20	Sell_9day	Buy 9 vs 21	Buy 33_Day
2025/02/21	Sell_9day	Buy 9 vs 21	Sell 33_Day
2025/02/24	Sell_9day	Sell 9 vs 21	Buy 33_Day
2025/02/25	Sell_9day	Sell 9 vs 21	Buy 33_Day
2025/02/26	Sell_9day	Sell 9 vs 21	Buy 33_Day
2025/02/27	Sell_9day	Sell 9 vs 21	Buy 33_Day
2025/02/28	Buy_9day	Sell 9 vs 21	Buy 33_Day
2025/03/03	Sell_9day	Sell 9 vs 21	Sell 33_Day
2025/03/04	Sell_9day	Sell 9 vs 21	Sell 33_Day
2025/03/05	Sell_9day	Sell 9 vs 21	Sell 33_Day
2025/03/06	Sell_9day	Sell 9 vs 21	Sell 33_Day
2025/03/07	Sell_9day	Sell 9 vs 21	Sell 33_Day
2025/03/10	Sell_9day	Sell 9 vs 21	Sell 33_Day
2025/03/11	Sell_9day	Sell 9 vs 21	Sell 33_Day
2025/03/12	Sell_9day	Sell 9 vs 21	Sell 33_Day
2025/03/13	Sell_9day	Sell 9 vs 21	Sell 33_Day
2025/03/14	Sell_9day	Sell 9 vs 21	Sell 33_Day
2025/03/17	Sell_9day	Sell 9 vs 21	Sell 33_Day
2025/03/18	Sell_9day	Sell 9 vs 21	Sell 33_Day



Caterpillar Guidance	Trade
(+) : Mom Days	0
(-) : Mom Days	8
Guided : Factor	9 vs 21 day
324_Buy Guidance	63.2%
324_Sell Guidance	0.0%
Mom_75 (days)	-3.4%
9 vs 21 day	-7.68%
Price vs 9 day	-0.31%

Follow the " 3day to 5day waiting period " before entering the trade : understand the Graph, Trend and Variables

Plan your entry levels. Focus on the process not the outcome. Expect further short-term deviation from the trade signal. "Patience"

-2.380		29.623												-12.446	
Date	Price or Relative Price	Short_Term_ Radar	Medium_ Term_Radar	Caterpillar_ %	Wise_ Owl(Rnk)	324_Factor	Factor_324	Defcon _Index	Defcon _Index_Trade	Margin of Safety	75_Day_Mom	Trade_Rating (Guidance)	Trendsum		
2025/01/22	0.282	No Trade	No Trade	42.08%	0	Absolutely No	0	100	Research Defon Sell	7.63%	25.39%	C	29		
2025/01/23	0.284	No Trade	No Trade	45.04%	0	Absolutely No	0	100	Research Defon Sell	8.17%	23.97%	C	29		
2025/01/24	0.281	No Trade	No Trade	39.49%	0	Absolutely No	0	99	Research Defon Sell	7.16%	20.68%	C	28		
2025/01/27	0.282	No Trade	No Trade	41.46%	0	Absolutely No	0	100	Research Defon Sell	7.52%	21.88%	C	28		
2025/01/28	0.284	No Trade	No Trade	46.16%	0	Absolutely No	0	100	Research Defon Sell	8.37%	22.81%	C	28		
2025/01/29	0.283	No Trade	No Trade	42.92%	0	Absolutely No	0	99	Research Defon Sell	7.79%	20.15%	C	29		
2025/01/30	0.290	No Trade	No Trade	57.99%	30	Absolutely No	0	100	Research Defon Sell	10.52%	23.62%	C	31		
2025/01/31	0.290	No Trade	No Trade	56.95%	30	Absolutely No	0	100	Research Defon Sell	10.33%	21.05%	C	33		
2025/02/03	0.289	No Trade	No Trade	54.94%	30	Absolutely No	0	100	Research Defon Sell	9.97%	20.50%	C	33		
2025/02/04	0.294	No Trade	No Trade	64.02%	50	Research	85	100	Research Defon Sell	11.61%	23.01%	A	34		
2025/02/05	0.300	No Trade	No Trade	77.79%	50	Research	85	100	Research Defon Sell	14.11%	25.27%	A	33		
2025/02/06	0.305	No Trade	No Trade	87.74%	60	Research	85	100	Research Defon Sell	15.92%	27.85%	A	33		
2025/02/07	0.306	No Trade	No Trade	89.38%	60	Research	85	100	Research Defon Sell	16.21%	27.16%	A	35		
2025/02/10	0.312	No Trade	No Trade	100.00%	60	Research	85	100	Research Defon Sell	18.43%	30.16%	A	37		
2025/02/11	0.311	No Trade	No Trade	97.00%	60	Research	85	100	Research Defon Sell	17.88%	29.78%	A	38		
2025/02/12	0.304	No Trade	No Trade	83.90%	50	Research	85	98	Research Defon Sell	15.46%	25.98%	B	37		
2025/02/13	0.308	No Trade	No Trade	90.64%	60	Research	85	99	Research Defon Sell	16.71%	26.79%	B	36		
2025/02/14	0.305	No Trade	No Trade	85.92%	60	Research	85	98	Research Defon Sell	15.83%	25.81%	B	34		
2025/02/17	0.305	Sell_Panda_ST	No Trade	85.40%	60	Research	85	98	Research Defon Sell	15.74%	26.21%	B	31		
2025/02/18	0.301	Sell_Panda_ST	No Trade	75.27%	50	Research	85	96	Research Defon Sell	13.87%	23.93%	B	26		
2025/02/19	0.299	Sell_Panda_ST	No Trade	71.31%	50	Research	85	96	Research Defon Sell	13.14%	21.74%	B	20		
2025/02/20	0.302	Sell_Panda_ST	No Trade	78.48%	50	Research	85	97	Research Defon Sell	14.46%	22.39%	B	14		
2025/02/21	0.306	No Trade	No Trade	86.91%	50	Research	85	98	Research Defon Sell	16.02%	24.44%	B	10		
2025/02/24	0.307	No Trade	No Trade	86.46%	50	Research	85	98	Research Defon Sell	15.94%	24.14%	B	7		
2025/02/25	0.305	No Trade	No Trade	83.99%	50	Research	85	98	Research Defon Sell	15.48%	22.42%	B	6		
2025/02/26	0.305	No Trade	No Trade	82.75%	50	Research	85	98	Research Defon Sell	15.25%	21.97%	B	8		
2025/02/27	0.309	No Trade	No Trade	91.66%	50	Research	85	99	Research Defon Sell	16.89%	24.78%	A	10		
2025/02/28	0.300	No Trade	No Trade	72.70%	50	Research	85	96	Research Defon Sell	13.40%	18.95%	B	11		
2025/03/03	0.297	No Trade	No Trade	66.31%	60	Research	170	95	Research Defon Sell	12.22%	16.09%	A	9		
2025/03/04	0.294	No Trade	No Trade	60.31%	50	Research	170	0	Absolutely no Trade	11.11%	13.70%	B	7		
2025/03/05	0.297	No Trade	No Trade	65.37%	60	Research	170	95	Research Defon Sell	12.05%	16.20%	A	3		
2025/03/06	0.292	No Trade	No Trade	54.91%	50	Research	170	0	Absolutely no Trade	10.12%	16.11%	B	-2		
2025/03/07	0.283	No Trade	No Trade	36.77%	0	Research	85	0	Absolutely no Trade	6.78%	13.15%	C	-7		
2025/03/10	0.279	No Trade	No Trade	28.16%	0	Absolutely No	0	0	Absolutely no Trade	5.19%	13.85%	C	-12		
2025/03/11	0.289	No Trade	No Trade	47.68%	0	Research	85	0	Absolutely no Trade	8.79%	17.87%	C	-15		
2025/03/12	0.292	No Trade	No Trade	54.80%	0	Research	85	0	Absolutely no Trade	10.10%	19.93%	C	-17		
2025/03/13	0.294	No Trade	No Trade	57.48%	0	Research	85	0	Absolutely no Trade	10.59%	18.87%	C	-18		
2025/03/14	0.294	No Trade	No Trade	58.62%	0	Research	85	0	Absolutely no Trade	10.80%	21.71%	C	-18		
2025/03/17	0.290	No Trade	No Trade	49.58%	0	Research	85	0	Absolutely no Trade	9.14%	18.37%	C	-16		
2025/03/18	0.293	No Trade	No Trade	55.17%	0	Research	85	0	Absolutely no Trade	10.17%	19.70%	C	-14		



Date	9 day	9 vs 21 day	33 day
2025/01/29	Buy_9day	Buy 9 vs 21	Buy 33_Day
2025/01/30	Buy_9day	Buy 9 vs 21	Buy 33_Day
2025/01/31	Buy_9day	Buy 9 vs 21	Buy 33_Day
2025/02/03	Buy_9day	Buy 9 vs 21	Buy 33_Day
2025/02/04	Buy_9day	Buy 9 vs 21	Buy 33_Day
2025/02/05	Buy_9day	Buy 9 vs 21	Buy 33_Day
2025/02/06	Buy_9day	Buy 9 vs 21	Buy 33_Day
2025/02/07	Buy_9day	Buy 9 vs 21	Buy 33_Day
2025/02/10	Buy_9day	Buy 9 vs 21	Buy 33_Day
2025/02/11	Buy_9day	Buy 9 vs 21	Buy 33_Day
2025/02/12	Buy_9day	Buy 9 vs 21	Buy 33_Day
2025/02/13	Buy_9day	Buy 9 vs 21	Buy 33_Day
2025/02/14	Buy_9day	Buy 9 vs 21	Buy 33_Day
2025/02/17	Sell_9day	Buy 9 vs 21	Buy 33_Day
2025/02/18	Sell_9day	Buy 9 vs 21	Buy 33_Day
2025/02/19	Sell_9day	Buy 9 vs 21	Buy 33_Day
2025/02/20	Sell_9day	Buy 9 vs 21	Buy 33_Day
2025/02/21	Buy_9day	Buy 9 vs 21	Buy 33_Day
2025/02/24	Buy_9day	Buy 9 vs 21	Buy 33_Day
2025/02/25	Buy_9day	Buy 9 vs 21	Buy 33_Day
2025/02/26	Buy_9day	Buy 9 vs 21	Buy 33_Day
2025/02/27	Buy_9day	Buy 9 vs 21	Buy 33_Day
2025/02/28	Sell_9day	Buy 9 vs 21	Buy 33_Day
2025/03/03	Sell_9day	Buy 9 vs 21	Buy 33_Day
2025/03/04	Sell_9day	Sell 9 vs 21	Sell 33_Day
2025/03/05	Sell_9day	Sell 9 vs 21	Buy 33_Day
2025/03/06	Sell_9day	Sell 9 vs 21	Sell 33_Day
2025/03/07	Sell_9day	Sell 9 vs 21	Sell 33_Day
2025/03/10	Sell_9day	Sell 9 vs 21	Sell 33_Day
2025/03/11	Sell_9day	Sell 9 vs 21	Sell 33_Day
2025/03/12	Buy_9day	Sell 9 vs 21	Sell 33_Day
2025/03/13	Buy_9day	Sell 9 vs 21	Sell 33_Day
2025/03/14	Buy_9day	Sell 9 vs 21	Sell 33_Day
2025/03/17	Buy_9day	Sell 9 vs 21	Sell 33_Day
2025/03/18	Buy_9day	Sell 9 vs 21	Sell 33_Day

Strategy Universe	Pairs_NYSE_Utilities	Ascendant guidance	Trade	Strategy_Open Date	2025/02/17	Caterpillar Guidance	Trade
						(+) : Mom Days	98
						(-) : Mom Days	0
						Guided : Factor	66 day
						324_Buy Guidance	0.0%
						324_Sell Guidance	93.9%
						Mom_75 (days)	19.7%
						9 vs 21 day	-2.37%
						Price vs 9 day	1.17%

S
e
|
|

JPM.NYS

JPMorgan Chase & Co.

Financial

Banks

New York

Market Cap : (B)

699 753

Follow the " 3day to 5day waiting period " before entering the trade : understand the Graph, Trend and Variables

OEF.ARC

iShares S&P 100 ETF

_Equity_Index

ETF_NYSE_Price

NYSE

Market Cap : (B)

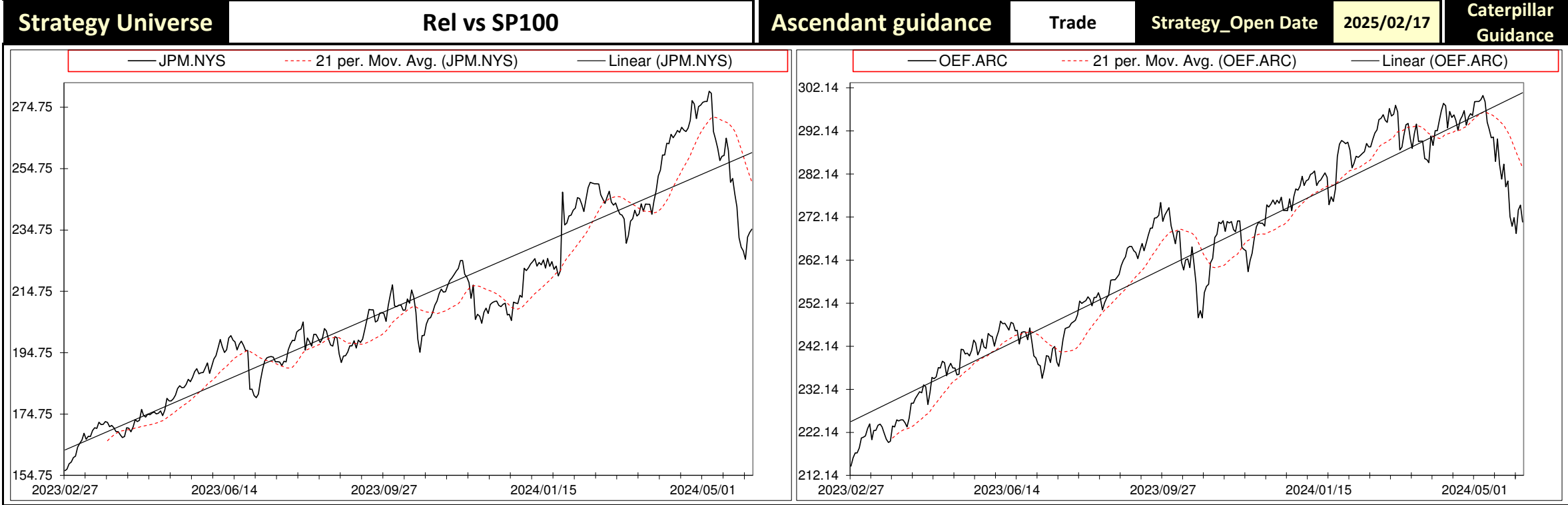
14 530

Plan your enrty levels. Focus on the process not the outcome. Expect further short-term deviation from the trade signal. "Patience"

-2.340												35.996		-15.381	
Date	Price or Relative Price	Short_Term_ Radar	Medium_ Term_Radar	Caterpillar_ %	Wise_ Owl(Rnk)	324_Factor	Factor_324	Defcon _Index	Defcon _Index_Trade	Margin of Safety	75_Day_Mom	Trade_Rating (Guidance)	Trendsum		
2025/01/22	0.885	No Trade	No Trade	67.10%	30	Absolutely No	0	99	Research Defon Sell	3.78%	18.05%	C	29		
2025/01/23	0.891	No Trade	No Trade	77.79%	30	Absolutely No	0	100	Research Defon Sell	4.38%	16.55%	C	29		
2025/01/24	0.889	No Trade	No Trade	72.52%	30	Absolutely No	0	99	Research Defon Sell	4.08%	15.29%	C	30		
2025/01/27	0.908	No Trade	No Trade	100.00%	50	Absolutely No	0	100	Research Defon Sell	6.21%	19.30%	C	32		
2025/01/28	0.901	No Trade	No Trade	85.77%	50	Absolutely No	0	99	Research Defon Sell	5.33%	17.60%	C	34		
2025/01/29	0.903	No Trade	No Trade	89.44%	50	Absolutely No	0	99	Research Defon Sell	5.56%	18.07%	C	35		
2025/01/30	0.907	No Trade	No Trade	95.91%	50	Absolutely No	0	100	Research Defon Sell	5.96%	13.93%	C	36		
2025/01/31	0.907	No Trade	No Trade	97.09%	50	Absolutely No	0	100	Research Defon Sell	6.03%	15.39%	C	36		
2025/02/03	0.913	No Trade	No Trade	100.00%	60	Research	85	100	Research Defon Sell	6.57%	14.73%	C	38		
2025/02/04	0.909	No Trade	No Trade	92.73%	60	Research	85	100	Research Defon Sell	6.09%	14.07%	C	39		
2025/02/05	0.915	No Trade	No Trade	100.00%	60	Research	85	100	Research Defon Sell	6.72%	14.48%	C	41		
2025/02/06	0.933	No Trade	No Trade	100.00%	60	Research	85	100	Research Defon Sell	8.77%	16.75%	A	43		
2025/02/07	0.940	No Trade	No Trade	100.00%	60	Research	85	100	Research Defon Sell	9.54%	18.95%	A	43		
2025/02/10	0.918	No Trade	No Trade	72.16%	50	Research	85	98	Research Defon Sell	6.88%	15.82%	B	43		
2025/02/11	0.929	No Trade	No Trade	84.85%	50	Research	85	99	Research Defon Sell	8.09%	16.16%	B	43		
2025/02/12	0.931	No Trade	No Trade	88.05%	100	Research	170	99	Research Defon Sell	8.40%	16.09%	AAA	42		
2025/02/13	0.924	No Trade	No Trade	78.94%	90	Research	170	98	Research Defon Sell	7.53%	16.73%	AAA	40		
2025/02/14	0.925	No Trade	No Trade	79.44%	90	Research	170	98	Research Defon Sell	7.57%	15.51%	AAA	38		
2025/02/17	0.925	Sell_Panda_ST	No Trade	78.30%	90	Research	170	98	Research Defon Sell	7.47%	17.19%	AAA	34		
2025/02/18	0.935	No Trade	No Trade	90.24%	100	Research	170	100	Research Defon Sell	8.60%	17.25%	AAA	32		
2025/02/19	0.930	No Trade	No Trade	83.30%	90	Research	170	99	Research Defon Sell	7.94%	15.21%	AAA	30		
2025/02/20	0.893	Sell_Panda_ST	Sell_Panda_ST	37.60%	0	Absolutely No	0	0	Absolutely no Trade	3.59%	10.83%	C	26		
2025/02/21	0.898	Sell_Panda_ST	Sell_Panda_ST	44.26%	0	Absolutely No	0	96	Research Defon Sell	4.22%	12.72%	C	23		
2025/02/24	0.893	Sell_Panda_ST	Sell_Panda_ST	36.86%	0	Absolutely No	0	95	Research Defon Sell	3.51%	12.37%	C	18		
2025/02/25	0.886	Sell_Panda_ST	Sell_Panda_ST	27.67%	0	Absolutely No	0	0	Absolutely no Trade	2.64%	2.61%	C	14		
2025/02/26	0.890	No Trade	No Trade	32.60%	0	Absolutely No	0	0	Absolutely no Trade	3.11%	8.87%	C	9		
2025/02/27	0.909	No Trade	No Trade	54.66%	0	Absolutely No	0	97	Research Defon Sell	5.21%	11.16%	C	5		
2025/02/28	0.912	No Trade	No Trade	57.99%	0	Absolutely No	0	97	Research Defon Sell	5.53%	10.33%	C	3		
2025/03/03	0.917	No Trade	No Trade	62.82%	0	Absolutely No	0	98	Research Defon Sell	5.99%	10.65%	C	-1		
2025/03/04	0.891	No Trade	No Trade	31.00%	0	Absolutely No	0	0	Absolutely no Trade	2.96%	6.93%	C	-1		
2025/03/05	0.884	No Trade	No Trade	22.88%	0	Absolutely No	0	0	Absolutely no Trade	2.18%	5.19%	C	-3		
2025/03/06	0.883	No Trade	No Trade	21.17%	0	Absolutely No	0	0	Absolutely no Trade	2.02%	2.09%	C	-4		
2025/03/07	0.864	No Trade	No Trade	3.00%	0	Absolutely No	0	0	Absolutely no Trade	-0.26%	0.32%	C	-6		
2025/03/10	0.853	No Trade	No Trade	18.44%	0	Absolutely No	0	0	Absolutely no Trade	-1.60%	0.45%	C	-9		
2025/03/11	0.849	No Trade	No Trade	24.55%	0	Absolutely No	0	0	Absolutely no Trade	-2.12%	0.82%	C	-12		
2025/03/12	0.838	No Trade	No Trade	39.35%	0	Absolutely No	0	-82	Research Defcon Buy	-3.41%	-1.93%	C	-16		
2025/03/13	0.839	No Trade	No Trade	38.00%	0	Absolutely No	0	-82	Research Defcon Buy	-3.29%	-3.14%	C	-21		
2025/03/14	0.849	No Trade	No Trade	25.27%	0	Absolutely No	0	0	Absolutely no Trade	-2.19%	-2.53%	C	-26		
2025/03/17	0.851	No Trade	No Trade	23.83%	0	Absolutely No	0	0	Absolutely no Trade	-2.06%	-1.55%	C	-28		
2025/03/18	0.867	No Trade	No Trade	2.83%	0	Absolutely No	0	0	Absolutely no Trade	-0.25%	0.12%	C	-28		



9 day	9 day	9 vs 21 day	33 day
2025/01/29	Buy_9day	Buy 9 vs 21	Buy 33_Day
2025/01/30	Buy_9day	Buy 9 vs 21	Buy 33_Day
2025/01/31	Buy_9day	Buy 9 vs 21	Buy 33_Day
2025/02/03	Buy_9day	Buy 9 vs 21	Buy 33_Day
2025/02/04	Buy_9day	Buy 9 vs 21	Buy 33_Day
2025/02/05	Buy_9day	Buy 9 vs 21	Buy 33_Day
2025/02/06	Buy_9day	Buy 9 vs 21	Buy 33_Day
2025/02/07	Buy_9day	Buy 9 vs 21	Buy 33_Day
2025/02/10	Buy_9day	Buy 9 vs 21	Buy 33_Day
2025/02/11	Buy_9day	Buy 9 vs 21	Buy 33_Day
2025/02/12	Buy_9day	Buy 9 vs 21	Buy 33_Day
2025/02/13	Buy_9day	Buy 9 vs 21	Buy 33_Day
2025/02/14	Buy_9day	Buy 9 vs 21	Buy 33_Day
2025/02/17	Sell_9day	Buy 9 vs 21	Buy 33_Day
2025/02/18	Buy_9day	Buy 9 vs 21	Buy 33_Day
2025/02/19	Buy_9day	Buy 9 vs 21	Buy 33_Day
2025/02/20	Sell_9day	Buy 9 vs 21	Sell 33_Day
2025/02/21	Sell_9day	Buy 9 vs 21	Sell 33_Day
2025/02/24	Sell_9day	Buy 9 vs 21	Sell 33_Day
2025/02/25	Sell_9day	Sell 9 vs 21	Sell 33_Day
2025/02/26	Sell_9day	Sell 9 vs 21	Sell 33_Day
2025/02/27	Buy_9day	Sell 9 vs 21	Buy 33_Day
2025/02/28	Buy_9day	Sell 9 vs 21	Buy 33_Day
2025/03/03	Buy_9day	Sell 9 vs 21	Buy 33_Day
2025/03/04	Sell_9day	Sell 9 vs 21	Sell 33_Day
2025/03/05	Sell_9day	Sell 9 vs 21	Sell 33_Day
2025/03/06	Sell_9day	Sell 9 vs 21	Sell 33_Day
2025/03/07	Sell_9day	Sell 9 vs 21	Sell 33_Day
2025/03/10	Sell_9day	Sell 9 vs 21	Sell 33_Day
2025/03/11	Sell_9day	Sell 9 vs 21	Sell 33_Day
2025/03/12	Sell_9day	Sell 9 vs 21	Sell 33_Day
2025/03/13	Sell_9day	Sell 9 vs 21	Sell 33_Day
2025/03/14	Sell_9day	Sell 9 vs 21	Sell 33_Day
2025/03/17	Sell_9day	Sell 9 vs 21	Sell 33_Day
2025/03/18	Buy_9day	Sell 9 vs 21	Sell 33_Day



Caterpillar Guidance	Research
	(+) : Mom Days 0
	(-) : Mom Days 0
	Guided : Factor 9 vs 21 day
324_Buy Guidance	72.2%
324_Sell Guidance	0.0%
Mom_75 (days)	0.1%
9 vs 21 day	-3.13%
Price vs 9 day	1.44%

CAL.NYS

BuY

Caleres Inc.

Retail

Apparel Retail

New York

Market Cap : (B)

1 110

XRT.ARC

SPDR S&P Retail ETF

Retail

ETF_NYSE_Price

NYSE

Market Cap : (B)

385

Follow the " 3day to 5day waiting period " before entering the trade : understand the Graph, Trend and Variables

Plan your enrty levels. Focus on the process not the outcome. Expect further short-term deviation from the trade signal. "Patience"

-2.161										-186.69586.409			
Date	Price or Relative Price	Short_Term_Radar	Medium_Term_Radar	Caterpillar_%	Wise_Owl(Rnk)	324_Factor	Factor_324	Defcon_Index	Defcon_Index_Trade	Margin of Safety	75_Day_Mom	Trade_Rating (Guidance)	Trendsum
2025/01/22	0.250	No Trade	No Trade	95.00%	60	Research	-85	-99	Research Defcon Buy	-22.35%	-39.99%	B	-43
2025/01/23	0.251	No Trade	No Trade	92.43%	60	Research	-85	-98	Research Defcon Buy	-21.75%	-40.62%	B	-45
2025/01/24	0.249	No Trade	No Trade	94.31%	60	Research	-85	-99	Research Defcon Buy	-22.19%	-41.19%	B	-45
2025/01/27	0.246	No Trade	No Trade	97.78%	60	Research	-85	-100	Research Defcon Buy	-23.01%	-41.92%	A	-45
2025/01/28	0.239	No Trade	No Trade	100.00%	60	Research	-85	-100	Research Defcon Buy	-24.91%	-43.23%	A	-45
2025/01/29	0.236	No Trade	No Trade	100.00%	100	Research	-170	-100	Research Defcon Buy	-25.63%	-44.15%	AAA	-45
2025/01/30	0.233	No Trade	No Trade	100.00%	100	Research	-170	-100	Research Defcon Buy	-26.46%	-45.72%	AAA	-45
2025/01/31	0.228	No Trade	No Trade	100.00%	100	Research	-170	-100	Research Defcon Buy	-27.92%	-46.54%	AAA	-45
2025/02/03	0.218	No Trade	No Trade	100.00%	100	Research	-170	-100	Research Defcon Buy	-30.89%	-49.24%	AAA	-45
2025/02/04	0.215	No Trade	No Trade	100.00%	100	Research	-170	-100	Research Defcon Buy	-31.64%	-50.09%	AAA	-45
2025/02/05	0.221	No Trade	No Trade	94.27%	100	Research	-170	-98	Research Defcon Buy	-29.83%	-49.14%	AAA	-45
2025/02/06	0.215	No Trade	No Trade	99.02%	100	Research	-170	-100	Research Defcon Buy	-31.33%	-49.17%	AAA	-48
2025/02/07	0.213	No Trade	No Trade	100.00%	100	Research	-170	-100	Research Defcon Buy	-31.95%	-46.96%	AAA	-49
2025/02/10	0.220	No Trade	No Trade	92.01%	100	Research	-170	-97	Research Defcon Buy	-29.40%	-43.88%	AA	-49
2025/02/11	0.220	No Trade	No Trade	92.01%	100	Research	-170	-97	Research Defcon Buy	-29.40%	-43.53%	AA	-49
2025/02/12	0.217	No Trade	No Trade	94.02%	100	Research	-170	-98	Research Defcon Buy	-30.04%	-43.30%	AAA	-48
2025/02/13	0.220	Buy_Panda_ST	No Trade	90.93%	100	Research	-170	-97	Research Defcon Buy	-29.05%	-42.19%	AA	-47
2025/02/14	0.218	Buy_Panda_ST	No Trade	92.11%	100	Research	-170	-98	Research Defcon Buy	-29.43%	-45.61%	AAA	-45
2025/02/17	0.218	Buy_Panda_ST	No Trade	90.97%	100	Research	-170	-98	Research Defcon Buy	-29.06%	-46.29%	AAA	-42
2025/02/18	0.208	No Trade	No Trade	100.00%	100	Research	-170	-100	Research Defcon Buy	-32.34%	-48.79%	AAA	-42
2025/02/19	0.216	No Trade	No Trade	91.34%	100	Research	-170	-96	Research Defcon Buy	-29.54%	-45.74%	AA	-42
2025/02/20	0.216	No Trade	No Trade	90.85%	100	Research	-170	-96	Research Defcon Buy	-29.38%	-44.53%	AA	-42
2025/02/21	0.216	No Trade	No Trade	90.50%	100	Research	-170	-96	Research Defcon Buy	-29.27%	-43.44%	AA	-41
2025/02/24	0.216	No Trade	No Trade	89.38%	100	Research	-170	-96	Research Defcon Buy	-28.91%	-42.73%	AA	-40
2025/02/25	0.220	Buy_Panda_ST	No Trade	85.16%	60	Research	-170	0	Absolutely no Trade	-27.55%	-42.48%	B	-35
2025/02/26	0.221	Buy_Panda_ST	Buy_Panda_ST	83.85%	50	Research	-170	0	Absolutely no Trade	-27.12%	-41.86%	B	-31
2025/02/27	0.218	Buy_Panda_ST	No Trade	86.21%	90	Research	-170	-95	Research Defcon Buy	-27.88%	-42.03%	AA	-25
2025/02/28	0.218	Buy_Panda_ST	Buy_Panda_ST	86.03%	90	Research	-170	-95	Research Defcon Buy	-27.82%	-44.10%	AA	-21
2025/03/03	0.224	Buy_Panda_ST	Buy_Panda_ST	78.97%	50	Research	-170	0	Absolutely no Trade	-25.54%	-44.11%	B	-16
2025/03/04	0.230	No Trade	No Trade	71.58%	0	Research	-85	0	Absolutely no Trade	-23.15%	-42.24%	C	-11
2025/03/05	0.230	No Trade	No Trade	71.50%	0	Research	-85	0	Absolutely no Trade	-23.13%	-39.91%	C	-5
2025/03/06	0.238	No Trade	No Trade	63.15%	0	Research	-85	0	Absolutely no Trade	-20.42%	-38.81%	C	0
2025/03/07	0.242	No Trade	No Trade	58.34%	0	Research	-85	0	Absolutely no Trade	-18.87%	-36.20%	C	4
2025/03/10	0.245	No Trade	No Trade	53.67%	0	Research	-85	0	Absolutely no Trade	-17.36%	-35.48%	C	7
2025/03/11	0.229	No Trade	No Trade	70.18%	0	Research	-85	0	Absolutely no Trade	-22.70%	-40.27%	C	11
2025/03/12	0.227	No Trade	No Trade	72.19%	0	Research	-85	0	Absolutely no Trade	-23.35%	-41.29%	C	13
2025/03/13	0.229	No Trade	No Trade	69.02%	0	Research	-85	0	Absolutely no Trade	-22.32%	-41.06%	C	16
2025/03/14	0.229	No Trade	No Trade	68.71%	0	Research	-85	0	Absolutely no Trade	-22.22%	-41.33%	C	15
2025/03/17	0.237	No Trade	No Trade	59.04%	0	Research	-85	0	Absolutely no Trade	-19.10%	-36.92%	C	16
2025/03/18	0.238	No Trade	No Trade	57.23%	0	Research	-85	0	Absolutely no Trade	-18.51%	-37.54%	C	14

CPR.MTA

Follow the " 3day to 5day waiting period " before entering the trade : understand the Graph, Trend and Variables

MOWI.OSL

Plan your enrty levels. Focus on the process not the outcome. Expect further short-term deviation from the trade signal. "Patience"

B Davide Campari Milano NV

u Consumer Staples

y Food, Beverage and Tobacco

Italy

Market Cap : (B)

6 746

Mowi Asa

Consumer Staples

Food, Beverage and Tobacco

Norway

Market Cap : (B)

104 974

-2.167

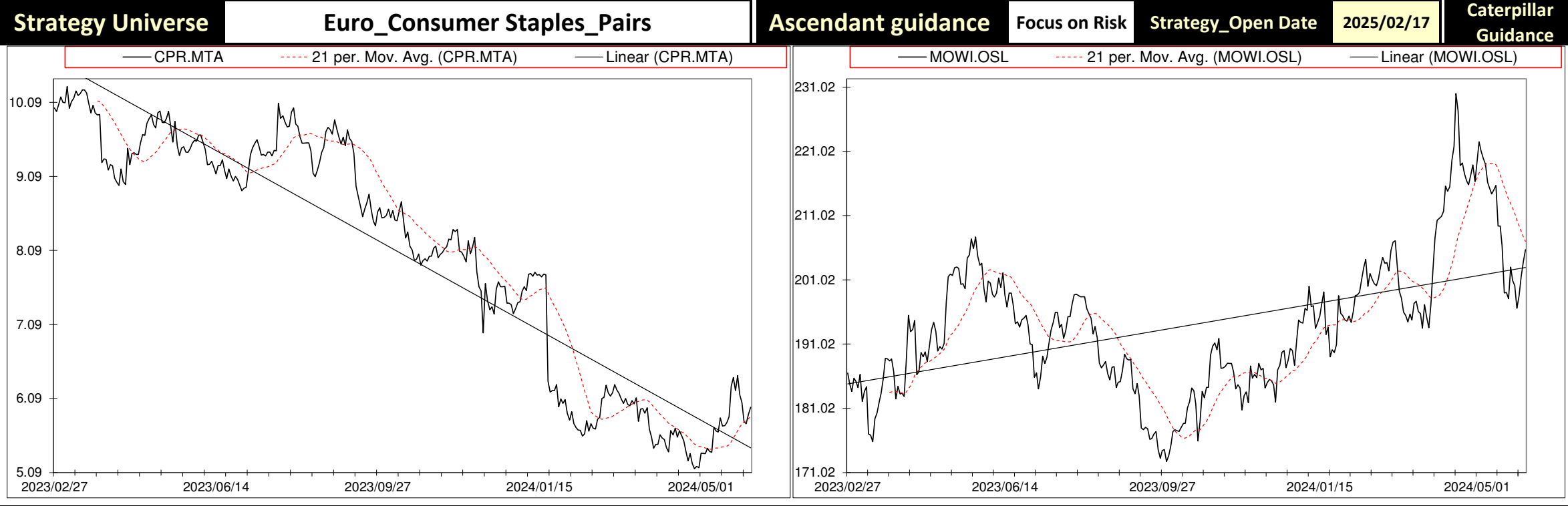
-212.716

98.164

Date	Price or Relative Price	Short_Term_ Radar	Medium_ Term_Radar	Caterpillar_ %	Wise_ Owl(Rnk)	324_Factor	Factor_324	Defcon _Index	Defcon _Index_Trade	Margin of Safety	75_Day_Mom	Trade_Rating (Guidance)	Trendsum
2025/01/22	0.026	No Trade	No Trade	79.82%	50	Research	-85	-100	Research Defcon Buy	-15.36%	-34.51%	A	-35
2025/01/23	0.025	No Trade	No Trade	91.47%	60	Research	-85	-100	Research Defcon Buy	-17.61%	-35.74%	A	-37
2025/01/24	0.026	No Trade	No Trade	65.87%	30	Research	-85	0	Absolutely no Trade	-12.68%	-31.98%	C	-38
2025/01/27	0.026	No Trade	No Trade	69.24%	50	Research	-85	-96	Research Defcon Buy	-13.33%	-32.62%	B	-38
2025/01/28	0.026	No Trade	No Trade	69.42%	50	Research	-85	-96	Research Defcon Buy	-13.36%	-32.07%	B	-38
2025/01/29	0.025	No Trade	No Trade	82.49%	50	Research	-85	-99	Research Defcon Buy	-15.88%	-33.83%	A	-37
2025/01/30	0.025	No Trade	No Trade	90.48%	60	Research	-85	-100	Research Defcon Buy	-17.42%	-35.36%	A	-38
2025/01/31	0.025	No Trade	No Trade	89.67%	60	Research	-85	-100	Research Defcon Buy	-17.26%	-36.65%	A	-40
2025/02/03	0.025	No Trade	No Trade	75.51%	50	Research	-85	-97	Research Defcon Buy	-14.53%	-34.75%	B	-42
2025/02/04	0.025	No Trade	No Trade	86.62%	60	Research	-85	-100	Research Defcon Buy	-16.67%	-36.19%	A	-43
2025/02/05	0.024	No Trade	No Trade	93.00%	60	Research	-85	-100	Research Defcon Buy	-17.90%	-37.88%	A	-44
2025/02/06	0.025	No Trade	No Trade	81.87%	50	Research	-85	-98	Research Defcon Buy	-15.76%	-37.49%	B	-45
2025/02/07	0.024	No Trade	No Trade	90.87%	60	Research	-85	-100	Research Defcon Buy	-17.49%	-38.57%	A	-46
2025/02/10	0.024	No Trade	No Trade	96.58%	60	Research	-85	-100	Research Defcon Buy	-18.59%	-41.30%	A	-47
2025/02/11	0.024	No Trade	No Trade	96.12%	100	Research	-170	-100	Research Defcon Buy	-18.50%	-40.77%	AAA	-48
2025/02/12	0.024	No Trade	No Trade	91.57%	100	Research	-170	-99	Research Defcon Buy	-17.63%	-40.02%	AAA	-48
2025/02/13	0.024	No Trade	No Trade	80.80%	90	Research	-170	-97	Research Defcon Buy	-15.55%	-37.80%	AA	-47
2025/02/14	0.024	No Trade	No Trade	85.90%	100	Research	-170	-98	Research Defcon Buy	-16.54%	-38.37%	AAA	-45
2025/02/17	0.024	Buy_Panda_ST	No Trade	80.33%	90	Research	-170	-98	Research Defcon Buy	-15.46%	-40.01%	AAA	-45
2025/02/18	0.025	Buy_Panda_ST	No Trade	71.01%	90	Research	-170	-96	Research Defcon Buy	-13.67%	-24.55%	AA	-41
2025/02/19	0.025	Buy_Panda_ST	No Trade	71.81%	90	Research	-170	-96	Research Defcon Buy	-13.82%	-24.88%	AA	-35
2025/02/20	0.025	Buy_Panda_ST	Buy_Panda_ST	66.00%	75	Research	-170	-95	Research Defcon Buy	-12.70%	-23.88%	AA	-29
2025/02/21	0.026	Buy_Panda_ST	Buy_Panda_ST	34.47%	0	Research	-85	0	Absolutely no Trade	-6.64%	-18.97%	C	-23
2025/02/24	0.026	Buy_Panda_ST	Buy_Panda_ST	33.22%	0	Research	-85	0	Absolutely no Trade	-6.39%	-19.84%	C	-17
2025/02/25	0.026	Buy_Panda_ST	Buy_Panda_ST	34.66%	0	Research	-85	0	Absolutely no Trade	-6.67%	-12.93%	C	-12
2025/02/26	0.027	No Trade	No Trade	18.80%	0	Absolutely No	0	0	Absolutely no Trade	-3.62%	-13.07%	C	-7
2025/02/27	0.027	No Trade	No Trade	12.30%	0	Absolutely No	0	0	Absolutely no Trade	-2.37%	-11.40%	C	-4
2025/02/28	0.027	No Trade	No Trade	10.41%	0	Absolutely No	0	0	Absolutely no Trade	-2.00%	-12.33%	C	1
2025/03/03	0.028	No Trade	No Trade	4.90%	0	Absolutely No	0	0	Absolutely no Trade	0.95%	-7.61%	C	5
2025/03/04	0.029	No Trade	No Trade	32.41%	0	Research	-85	0	Absolutely no Trade	6.26%	-1.03%	C	9
2025/03/05	0.031	No Trade	No Trade	72.21%	0	Absolutely No	0	55	Absolutely no Trade	13.95%	3.35%	C	13
2025/03/06	0.032	No Trade	No Trade	87.64%	0	Absolutely No	0	56	Absolutely no Trade	16.93%	9.76%	C	17
2025/03/07	0.031	No Trade	No Trade	58.07%	0	Absolutely No	0	0	Absolutely no Trade	11.22%	6.35%	C	21
2025/03/10	0.032	No Trade	No Trade	87.32%	0	Absolutely No	0	56	Absolutely no Trade	16.87%	11.76%	C	25
2025/03/11	0.031	No Trade	No Trade	66.45%	0	Absolutely No	0	54	Absolutely no Trade	12.84%	7.90%	C	26
2025/03/12	0.031	No Trade	No Trade	68.36%	0	Absolutely No	0	54	Absolutely no Trade	13.21%	10.61%	C	26
2025/03/13	0.029	Sell_Panda_ST	No Trade	39.09%	0	Absolutely No	0	0	Absolutely no Trade	7.55%	5.29%	C	24
2025/03/14	0.029	Sell_Panda_ST	No Trade	29.45%	0	Absolutely No	0	0	Absolutely no Trade	5.69%	0.61%	C	20
2025/03/17	0.029	Sell_Panda_ST	No Trade	38.75%	0	Absolutely No	0	0	Absolutely no Trade	7.49%	1.99%	C	16
2025/03/18	0.029	Sell_Panda_ST	No Trade	44.35%	0	Absolutely No	0	0	Absolutely no Trade	8.57%	1.99%	C	12



Date	9 day	9 vs 21 day	33 day
2025/01/29	Sell_9day	Sell 9 vs 21	Sell 33_Day
2025/01/30	Sell_9day	Sell 9 vs 21	Sell 33_Day
2025/01/31	Sell_9day	Sell 9 vs 21	Sell 33_Day
2025/02/03	Sell_9day	Sell 9 vs 21	Sell 33_Day
2025/02/04	Sell_9day	Sell 9 vs 21	Sell 33_Day
2025/02/05	Sell_9day	Sell 9 vs 21	Sell 33_Day
2025/02/06	Sell_9day	Sell 9 vs 21	Sell 33_Day
2025/02/07	Sell_9day	Sell 9 vs 21	Sell 33_Day
2025/02/10	Sell_9day	Sell 9 vs 21	Sell 33_Day
2025/02/11	Sell_9day	Sell 9 vs 21	Sell 33_Day
2025/02/12	Sell_9day	Sell 9 vs 21	Sell 33_Day
2025/02/13	Buy_9day	Sell 9 vs 21	Sell 33_Day
2025/02/14	Sell_9day	Sell 9 vs 21	Sell 33_Day
2025/02/17	Buy_9day	Sell 9 vs 21	Sell 33_Day
2025/02/18	Buy_9day	Sell 9 vs 21	Sell 33_Day
2025/02/19	Buy_9day	Sell 9 vs 21	Sell 33_Day
2025/02/20	Buy_9day	Sell 9 vs 21	Sell 33_Day
2025/02/21	Buy_9day	Sell 9 vs 21	Buy 33_Day
2025/02/24	Buy_9day	Buy 9 vs 21	Buy 33_Day
2025/02/25	Buy_9day	Buy 9 vs 21	Buy 33_Day
2025/02/26	Buy_9day	Buy 9 vs 21	Buy 33_Day
2025/02/27	Buy_9day	Buy 9 vs 21	Buy 33_Day
2025/02/28	Buy_9day	Buy 9 vs 21	Buy 33_Day
2025/03/03	Buy_9day	Buy 9 vs 21	Buy 33_Day
2025/03/04	Buy_9day	Buy 9 vs 21	Buy 33_Day
2025/03/05	Buy_9day	Buy 9 vs 21	Buy 33_Day
2025/03/06	Buy_9day	Buy 9 vs 21	Buy 33_Day
2025/03/07	Buy_9day	Buy 9 vs 21	Buy 33_Day
2025/03/10	Buy_9day	Buy 9 vs 21	Buy 33_Day
2025/03/11	Buy_9day	Buy 9 vs 21	Buy 33_Day
2025/03/12	Buy_9day	Buy 9 vs 21	Buy 33_Day
2025/03/13	Sell_9day	Buy 9 vs 21	Buy 33_Day
2025/03/14	Sell_9day	Buy 9 vs 21	Buy 33_Day
2025/03/17	Sell_9day	Buy 9 vs 21	Buy 33_Day
2025/03/18	Sell_9day	Buy 9 vs 21	Buy 33_Day



Research	
(+) : Mom Days	10
(-) : Mom Days	0
Guided : Factor	9 vs 21 day
324_Buy Guidance	0.0%
324_Sell Guidance	38.6%
Mom_75 (days)	2.0%
9 vs 21 day	6.46%
Price vs 9 day	-3.74%

DIE.BRU

B D'leteren Sa
u Consumer Discretionary
y Industrial Goods & Services

Belgium

Market Cap : (B) 10 870

Follow the " 3day to 5day waiting period " before entering the trade : understand the Graph, Trend and Variables

EXPN.LSE

Experian Plc
Industrials
Industrial Goods & Services

United Kingdom

Market Cap : (B) 34 857

Plan your enrty levels. Focus on the process not the outcome. Expect further short-term deviation from the trade signal. "Patience"

-2.119

-69.486

32.789

Date	Price or Relative Price	Short_Term_ Radar	Medium_ Term_Radar	Caterpillar_ %	Wise_ Owl(Rnk)	324_Factor	Factor_324	Defcon _Index	Defcon _Index_Trade	Margin of Safety	75_Day_Mom	Trade_Rating (Guidance)	Trendsum
2025/01/22	0.041	No Trade	No Trade	80.74%	50	Research	-85	-99	Research Defcon Buy	-13.07%	-14.18%	C	-35
2025/01/23	0.042	No Trade	No Trade	75.56%	50	Research	-85	-98	Research Defcon Buy	-12.23%	-16.49%	B	-36
2025/01/24	0.041	No Trade	No Trade	81.43%	50	Research	-85	-99	Research Defcon Buy	-13.18%	-16.94%	A	-35
2025/01/27	0.041	No Trade	No Trade	80.98%	50	Research	-85	-100	Research Defcon Buy	-13.11%	-15.87%	A	-35
2025/01/28	0.041	No Trade	No Trade	88.46%	60	Research	-85	-100	Research Defcon Buy	-14.32%	-18.43%	A	-36
2025/01/29	0.041	No Trade	No Trade	86.92%	60	Research	-85	-100	Research Defcon Buy	-14.07%	-18.95%	A	-37
2025/01/30	0.041	No Trade	No Trade	80.77%	50	Research	-85	-99	Research Defcon Buy	-13.07%	-16.83%	B	-38
2025/01/31	0.041	No Trade	No Trade	87.28%	60	Research	-85	-100	Research Defcon Buy	-14.13%	-18.30%	A	-39
2025/02/03	0.041	No Trade	No Trade	87.50%	60	Research	-85	-98	Research Defcon Buy	-12.53%	-16.99%	B	-38
2025/02/04	0.041	No Trade	No Trade	93.53%	60	Research	-85	-99	Research Defcon Buy	-13.39%	-18.78%	A	-36
2025/02/05	0.041	Buy_Panda_ST	No Trade	85.53%	60	Research	-85	-98	Research Defcon Buy	-12.25%	-15.98%	B	-31
2025/02/06	0.042	Buy_Panda_ST	No Trade	79.13%	50	Research	-85	-97	Research Defcon Buy	-11.33%	-16.23%	B	-28
2025/02/07	0.041	No Trade	No Trade	92.05%	50	Research	-85	-99	Research Defcon Buy	-13.18%	-18.26%	A	-24
2025/02/10	0.040	No Trade	No Trade	97.99%	50	Research	-85	-100	Research Defcon Buy	-14.03%	-19.56%	A	-23
2025/02/11	0.040	No Trade	No Trade	99.86%	50	Research	-85	-100	Research Defcon Buy	-14.30%	-18.03%	A	-21
2025/02/12	0.040	No Trade	No Trade	95.45%	90	Research	-170	-99	Research Defcon Buy	-13.67%	-17.19%	AAA	-21
2025/02/13	0.040	No Trade	No Trade	94.52%	90	Research	-170	-99	Research Defcon Buy	-13.53%	-17.90%	AAA	-22
2025/02/14	0.041	No Trade	No Trade	85.15%	90	Research	-170	-98	Research Defcon Buy	-12.19%	-17.05%	AAA	-22
2025/02/17	0.041	Buy_Panda_ST	Buy_Panda_ST	82.48%	90	Research	-170	-98	Research Defcon Buy	-11.81%	-17.16%	AAA	-21
2025/02/18	0.041	Buy_Panda_ST	Buy_Panda_ST	80.10%	75	Research	-170	-97	Research Defcon Buy	-11.47%	-17.85%	AA	-19
2025/02/19	0.042	Buy_Panda_ST	Buy_Panda_ST	74.69%	50	Research	-85	-96	Research Defcon Buy	-10.69%	-20.82%	B	-15
2025/02/20	0.042	No Trade	No Trade	69.69%	50	Research	-85	-96	Research Defcon Buy	-9.98%	-19.95%	B	-11
2025/02/21	0.042	No Trade	No Trade	63.98%	0	Research	-85	0	Absolutely no Trade	-9.16%	-18.84%	C	-5
2025/02/24	0.043	No Trade	No Trade	55.43%	0	Research	-85	0	Absolutely no Trade	-7.94%	-18.41%	C	1
2025/02/25	0.042	No Trade	No Trade	64.28%	50	Research	-85	-95	Research Defcon Buy	-9.20%	-19.00%	B	6
2025/02/26	0.042	No Trade	No Trade	60.98%	0	Research	-85	0	Absolutely no Trade	-8.73%	-18.54%	C	9
2025/02/27	0.043	No Trade	No Trade	57.21%	0	Research	-85	0	Absolutely no Trade	-8.19%	-17.39%	C	9
2025/02/28	0.042	No Trade	No Trade	57.81%	0	Research	-85	0	Absolutely no Trade	-8.28%	-15.61%	C	8
2025/03/03	0.043	No Trade	No Trade	47.50%	0	Research	-85	0	Absolutely no Trade	-6.80%	-15.76%	C	11
2025/03/04	0.042	No Trade	No Trade	68.08%	50	Research	-85	-96	Research Defcon Buy	-9.75%	-19.72%	B	11
2025/03/05	0.044	No Trade	No Trade	39.44%	0	Absolutely No	0	0	Absolutely no Trade	-5.65%	-19.89%	C	12
2025/03/06	0.045	No Trade	No Trade	22.77%	0	Absolutely No	0	0	Absolutely no Trade	-3.26%	-18.92%	C	13
2025/03/07	0.044	No Trade	No Trade	25.15%	0	Absolutely No	0	0	Absolutely no Trade	-3.60%	-17.72%	C	15
2025/03/10	0.043	No Trade	No Trade	39.09%	0	Absolutely No	0	0	Absolutely no Trade	-5.60%	-17.99%	C	16
2025/03/11	0.043	No Trade	No Trade	42.06%	0	Research	-85	0	Absolutely no Trade	-6.02%	-19.06%	C	17
2025/03/12	0.043	No Trade	No Trade	39.81%	0	Absolutely No	0	0	Absolutely no Trade	-5.70%	-18.34%	C	15
2025/03/13	0.043	No Trade	No Trade	39.81%	0	Absolutely No	0	0	Absolutely no Trade	-5.70%	-19.49%	C	12
2025/03/14	0.044	No Trade	No Trade	31.27%	0	Absolutely No	0	0	Absolutely no Trade	-4.48%	-15.79%	C	10
2025/03/17	0.046	No Trade	No Trade	1.75%	0	Absolutely No	0	0	Absolutely no Trade	-0.25%	-13.33%	C	10
2025/03/18	0.046	No Trade	No Trade	8.00%	0	Absolutely No	0	0	Absolutely no Trade	1.47%	-12.68%	C	12



Date	9 day	9 vs 21 day	33 day
2025/01/29	Sell_9day	Sell 9 vs 21	Sell 33_Day
2025/01/30	Buy_9day	Sell 9 vs 21	Sell 33_Day
2025/01/31	Sell_9day	Sell 9 vs 21	Sell 33_Day
2025/02/03	Buy_9day	Sell 9 vs 21	Sell 33_Day
2025/02/04	Sell_9day	Sell 9 vs 21	Sell 33_Day
2025/02/05	Buy_9day	Sell 9 vs 21	Sell 33_Day
2025/02/06	Buy_9day	Sell 9 vs 21	Sell 33_Day
2025/02/07	Sell_9day	Sell 9 vs 21	Sell 33_Day
2025/02/10	Sell_9day	Sell 9 vs 21	Sell 33_Day
2025/02/11	Sell_9day	Sell 9 vs 21	Sell 33_Day
2025/02/12	Sell_9day	Sell 9 vs 21	Sell 33_Day
2025/02/13	Sell_9day	Sell 9 vs 21	Sell 33_Day
2025/02/14	Buy_9day	Sell 9 vs 21	Sell 33_Day
2025/02/17	Buy_9day	Sell 9 vs 21	Sell 33_Day
2025/02/18	Buy_9day	Sell 9 vs 21	Sell 33_Day
2025/02/19	Buy_9day	Sell 9 vs 21	Sell 33_Day
2025/02/20	Buy_9day	Sell 9 vs 21	Buy 33_Day
2025/02/21	Buy_9day	Buy 9 vs 21	Buy 33_Day
2025/02/24	Buy_9day	Buy 9 vs 21	Buy 33_Day
2025/02/25	Buy_9day	Buy 9 vs 21	Buy 33_Day
2025/02/26	Buy_9day	Buy 9 vs 21	Buy 33_Day
2025/02/27	Buy_9day	Buy 9 vs 21	Buy 33_Day
2025/02/28	Buy_9day	Buy 9 vs 21	Buy 33_Day
2025/03/03	Buy_9day	Buy 9 vs 21	Buy 33_Day
2025/03/04	Sell_9day	Buy 9 vs 21	Buy 33_Day
2025/03/05	Buy_9day	Buy 9 vs 21	Buy 33_Day
2025/03/06	Buy_9day	Buy 9 vs 21	Buy 33_Day
2025/03/07	Buy_9day	Buy 9 vs 21	Buy 33_Day
2025/03/10	Buy_9day	Buy 9 vs 21	Buy 33_Day
2025/03/11	Sell_9day	Buy 9 vs 21	Buy 33_Day
2025/03/12	Buy_9day	Buy 9 vs 21	Buy 33_Day
2025/03/13	Sell_9day	Buy 9 vs 21	Buy 33_Day
2025/03/14	Buy_9day	Buy 9 vs 21	Buy 33_Day
2025/03/17	Buy_9day	Buy 9 vs 21	Buy 33_Day
2025/03/18	Buy_9day	Buy 9 vs 21	Buy 33_Day

Strategy Universe

Euro_Industrials_Pairs

Ascendant guidance

Research

Strategy_Open Date

2025/02/17

Caterpillar Guidance

Trade

DIE.BRU

21 per. Mov. Avg. (DIE.BRU)

Linear (DIE.BRU)

EXPN.LSE

21 per. Mov. Avg. (EXPN.LSE)

Linear (EXPN.LSE)

(+) : Mom Days

0

(-) : Mom Days

0

Guided : Factor

9 vs 21 day

324_Buy Guidance

0.0%

324_Sell Guidance

68.9%

Mom_75 (days)

-12.7%

9 vs 21 day

2.57%

Price vs 9 day

4.92%

S
e
l
l

MCD.NYS

McDonald's Corporation

Consumer Discretionary

Hotels, Restaurants & Leisure

New York

Market Cap : (B)

208 020

Follow the " 3day to 5day waiting period " before entering the trade : understand the Graph, Trend and Variables

HSY.NYS

Hershey's

Consumer Staples

Food Products

New York

Market Cap : (B)

25 827

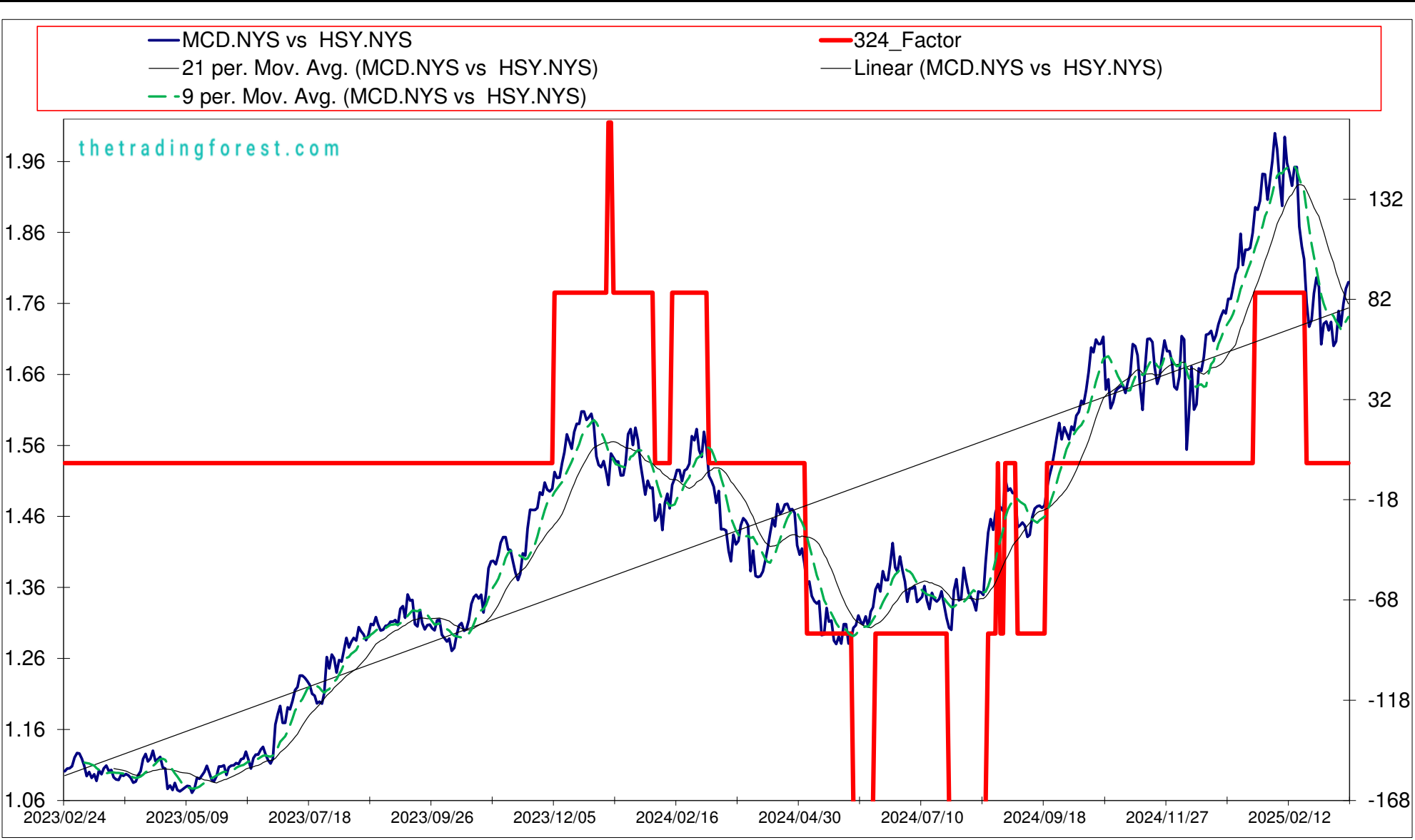
Plan your enrty levels. Focus on the process not the outcome. Expect further short-term deviation from the trade signal. "Patience"

-2.294

48.720

-21.240

Date	Price or Relative Price	Short_Term_ Radar	Medium_ Term_Radar	Caterpillar_ %	Wise_ Owl(Rnk)	324_Factor	Factor_324	Defcon _Index	Defcon _Index_Trade	Margin of Safety	75_Day_Mom	Trade_Rating (Guidance)	Trendsum
2025/01/22	1.862	No Trade	No Trade	56.24%	30	Absolutely No	0	100	Research Defon Sell	9.81%	17.18%	C	37
2025/01/23	1.898	No Trade	No Trade	68.04%	50	Research	85	100	Research Defon Sell	11.87%	19.84%	A	39
2025/01/24	1.894	No Trade	No Trade	66.56%	50	Research	85	100	Research Defon Sell	11.61%	18.07%	A	41
2025/01/27	1.907	No Trade	No Trade	69.87%	50	Research	85	100	Research Defon Sell	12.19%	18.47%	A	42
2025/01/28	1.945	No Trade	No Trade	82.32%	50	Research	85	100	Research Defon Sell	14.37%	19.66%	A	43
2025/01/29	1.944	No Trade	No Trade	81.85%	50	Research	85	100	Research Defon Sell	14.28%	19.93%	A	44
2025/01/30	1.908	No Trade	No Trade	69.48%	50	Research	85	98	Research Defon Sell	12.13%	16.34%	B	44
2025/01/31	1.934	No Trade	No Trade	77.96%	50	Research	85	99	Research Defon Sell	13.60%	16.12%	A	44
2025/02/03	1.963	No Trade	No Trade	86.52%	60	Research	85	100	Research Defon Sell	15.10%	15.45%	A	44
2025/02/04	2.002	No Trade	No Trade	99.44%	60	Research	85	100	Research Defon Sell	17.35%	18.24%	A	44
2025/02/05	1.979	No Trade	No Trade	91.53%	60	Research	85	99	Research Defon Sell	15.97%	15.67%	B	44
2025/02/06	1.932	No Trade	No Trade	75.40%	50	Research	85	97	Research Defon Sell	13.16%	13.34%	C	42
2025/02/07	1.900	Sell_Panda_ST	No Trade	64.12%	30	Research	85	0	Absolutely no Trade	11.19%	11.40%	C	38
2025/02/10	1.997	No Trade	No Trade	95.73%	60	Research	85	100	Research Defon Sell	16.71%	16.41%	A	32
2025/02/11	1.960	No Trade	No Trade	83.19%	50	Research	85	98	Research Defon Sell	14.52%	19.47%	B	28
2025/02/12	1.946	No Trade	No Trade	78.10%	50	Research	85	97	Research Defon Sell	13.63%	17.56%	B	24
2025/02/13	1.928	Sell_Panda_ST	No Trade	71.77%	50	Research	85	96	Research Defon Sell	12.52%	19.42%	B	20
2025/02/14	1.954	Sell_Panda_ST	No Trade	80.31%	50	Research	85	98	Research Defon Sell	14.02%	20.40%	B	17
2025/02/17	1.954	No Trade	No Trade	79.38%	50	Research	85	98	Research Defon Sell	13.85%	19.26%	B	13
2025/02/18	1.870	No Trade	No Trade	51.02%	0	Research	85	0	Absolutely no Trade	8.90%	13.87%	C	7
2025/02/19	1.842	No Trade	No Trade	41.38%	0	Research	85	0	Absolutely no Trade	7.22%	11.99%	C	3
2025/02/20	1.825	No Trade	No Trade	35.18%	0	Research	85	0	Absolutely no Trade	6.14%	10.79%	C	-1
2025/02/21	1.763	No Trade	No Trade	14.51%	0	Absolutely No	0	0	Absolutely no Trade	2.53%	7.78%	C	-5
2025/02/24	1.729	No Trade	No Trade	2.41%	0	Absolutely No	0	0	Absolutely no Trade	0.42%	4.77%	C	-10
2025/02/25	1.739	No Trade	No Trade	5.39%	0	Absolutely No	0	0	Absolutely no Trade	0.94%	4.60%	C	-14
2025/02/26	1.776	No Trade	No Trade	17.45%	0	Absolutely No	0	0	Absolutely no Trade	3.04%	4.20%	C	-19
2025/02/27	1.798	No Trade	No Trade	24.52%	0	Absolutely No	0	0	Absolutely no Trade	4.28%	5.68%	C	-21
2025/02/28	1.785	No Trade	No Trade	19.85%	0	Absolutely No	0	0	Absolutely no Trade	3.46%	5.69%	C	-22
2025/03/03	1.705	No Trade	No Trade	8.44%	0	Absolutely No	0	0	Absolutely no Trade	-1.34%	3.60%	C	-24
2025/03/04	1.734	No Trade	No Trade	1.61%	0	Absolutely No	0	0	Absolutely no Trade	0.28%	7.54%	C	-26
2025/03/05	1.737	No Trade	No Trade	2.37%	0	Absolutely No	0	0	Absolutely no Trade	0.41%	4.09%	C	-28
2025/03/06	1.724	No Trade	No Trade	2.25%	0	Absolutely No	0	0	Absolutely no Trade	-0.36%	0.71%	C	-29
2025/03/07	1.736	No Trade	No Trade	1.64%	0	Absolutely No	0	0	Absolutely no Trade	0.29%	1.38%	C	-31
2025/03/10	1.702	No Trade	No Trade	11.33%	0	Absolutely No	0	0	Absolutely no Trade	-1.80%	-0.32%	C	-34
2025/03/11	1.709	No Trade	No Trade	9.36%	0	Absolutely No	0	0	Absolutely no Trade	-1.49%	2.19%	C	-36
2025/03/12	1.751	No Trade	No Trade	5.36%	0	Absolutely No	0	0	Absolutely no Trade	0.94%	6.22%	C	-39
2025/03/13	1.730	No Trade	No Trade	2.10%	0	Absolutely No	0	0	Absolutely no Trade	-0.33%	4.20%	C	-39
2025/03/14	1.761	No Trade	No Trade	8.10%	0	Absolutely No	0	0	Absolutely no Trade	1.41%	4.39%	C	-36
2025/03/17	1.783	No Trade	No Trade	14.36%	0	Absolutely No	0	0	Absolutely no Trade	2.51%	4.26%	C	-30
2025/03/18	1.792	No Trade	No Trade	17.08%	0	Absolutely No	0	0	Absolutely no Trade	2.98%	5.72%	C	-24



Date	9 day	9 vs 21 day	33 day
2025/01/29	Buy_9day	Buy 9 vs 21	Buy 33_Day
2025/01/30	Buy_9day	Buy 9 vs 21	Buy 33_Day
2025/01/31	Buy_9day	Buy 9 vs 21	Buy 33_Day
2025/02/03	Buy_9day	Buy 9 vs 21	Buy 33_Day
2025/02/04	Buy_9day	Buy 9 vs 21	Buy 33_Day
2025/02/05	Buy_9day	Buy 9 vs 21	Buy 33_Day
2025/02/06	Sell_9day	Buy 9 vs 21	Buy 33_Day
2025/02/07	Sell_9day	Buy 9 vs 21	Buy 33_Day
2025/02/10	Buy_9day	Buy 9 vs 21	Buy 33_Day
2025/02/11	Buy_9day	Buy 9 vs 21	Buy 33_Day
2025/02/12	Sell_9day	Buy 9 vs 21	Buy 33_Day
2025/02/13	Sell_9day	Buy 9 vs 21	Buy 33_Day
2025/02/14	Sell_9day	Buy 9 vs 21	Buy 33_Day
2025/02/17	Buy_9day	Buy 9 vs 21	Buy 33_Day
2025/02/18	Sell_9day	Buy 9 vs 21	Sell 33_Day
2025/02/19	Sell_9day	Sell 9 vs 21	Sell 33_Day
2025/02/20	Sell_9day	Sell 9 vs 21	Sell 33_Day
2025/02/21	Sell_9day	Sell 9 vs 21	Sell 33_Day
2025/02/24	Sell_9day	Sell 9 vs 21	Sell 33_Day
2025/02/25	Sell_9day	Sell 9 vs 21	Sell 33_Day
2025/02/26	Sell_9day	Sell 9 vs 21	Sell 33_Day
2025/02/27	Sell_9day	Sell 9 vs 21	Sell 33_Day
2025/02/28	Sell_9day	Sell 9 vs 21	Sell 33_Day
2025/03/03	Sell_9day	Sell 9 vs 21	Sell 33_Day
2025/03/04	Sell_9day	Sell 9 vs 21	Sell 33_Day
2025/03/05	Sell_9day	Sell 9 vs 21	Sell 33_Day
2025/03/06	Sell_9day	Sell 9 vs 21	Sell 33_Day
2025/03/07	Sell_9day	Sell 9 vs 21	Sell 33_Day
2025/03/10	Sell_9day	Sell 9 vs 21	Sell 33_Day
2025/03/11	Sell_9day	Sell 9 vs 21	Sell 33_Day
2025/03/12	Buy_9day	Sell 9 vs 21	Sell 33_Day
2025/03/13	Buy_9day	Sell 9 vs 21	Sell 33_Day
2025/03/14	Buy_9day	Sell 9 vs 21	Sell 33_Day
2025/03/17	Buy_9day	Sell 9 vs 21	Sell 33_Day
2025/03/18	Buy_9day	Sell 9 vs 21	Sell 33_Day

Strategy Universe

Pairs_NYSE_Consumer Staples

Ascendant guidance

Trade

Strategy_Open Date

2025/02/14

Caterpillar Guidance

Research

MCD.NYS

21 per. Mov. Avg. (MCD.NYS)

Linear (MCD.NYS)

HSY.NYS

21 per. Mov. Avg. (HSY.NYS)

Linear (HSY.NYS)

(+) : Mom Days

1

(-) : Mom Days

0

Guided : Factor

9 vs 21 day

324_Buy Guidance

0.0%

324_Sell Guidance

89.5%

Mom_75 (days)

5.7%

9 vs 21 day

-1.04%

Price vs 9 day

2.80%

S
e
l
l

PG.NYS

Procter & Gamble

Consumer Staples

Household Products

New York

Market Cap : (B)

415 147

CPB.NYS

Campbell Soup Company

Consumer Staples

Food Products

New York

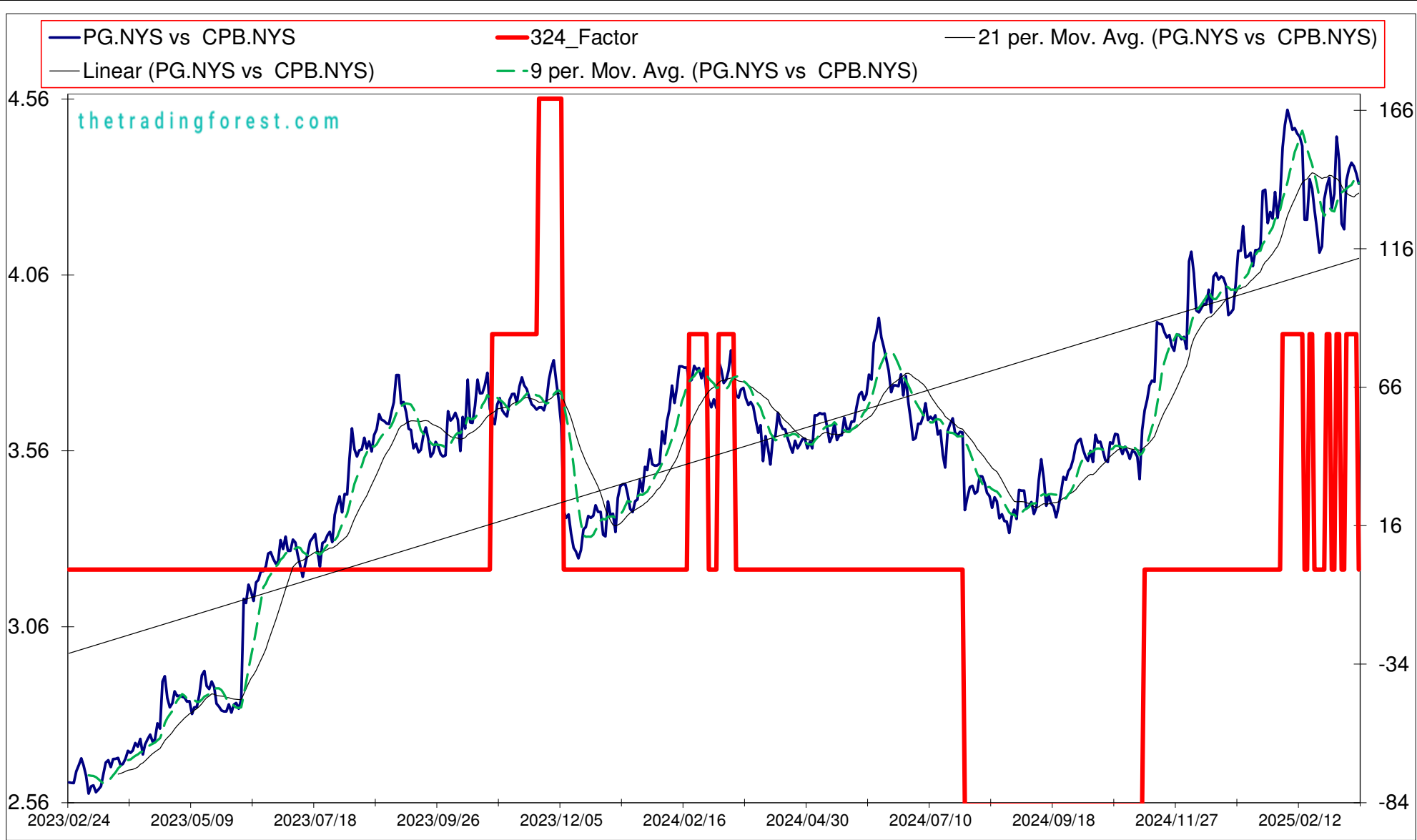
Market Cap : (B)

#VALUE!

Follow the " 3day to 5day waiting period " before entering the trade : understand the Graph, Trend and Variables

Plan your enrty levels. Focus on the process not the outcome. Expect further short-term deviation from the trade signal. "Patience"

-2.323												37.745		-16.247	
Date	Price or Relative Price	Short_Term_ Radar	Medium_ Term_Radar	Caterpillar_ %	Wise_ Owl(Rnk)	324_Factor	Factor_324	Defcon _Index	Defcon _Index_Trade	Margin of Safety	75_Day_Mom	Trade_Rating (Guidance)	Trendsum		
2025/01/22	4.301	No Trade	No Trade	52.13%	0	Absolutely No	0	100	Research Defon Sell	7.56%	19.57%	C	-3		
2025/01/23	4.306	No Trade	No Trade	52.69%	0	Absolutely No	0	100	Research Defon Sell	7.62%	20.72%	C	0		
2025/01/24	4.210	No Trade	No Trade	35.98%	0	Absolutely No	0	98	Research Defon Sell	5.21%	18.74%	C	3		
2025/01/27	4.243	No Trade	No Trade	40.71%	0	Absolutely No	0	99	Research Defon Sell	5.89%	20.02%	C	8		
2025/01/28	4.223	No Trade	No Trade	37.12%	0	Absolutely No	0	98	Research Defon Sell	5.37%	18.52%	C	12		
2025/01/29	4.299	No Trade	No Trade	49.83%	0	Absolutely No	0	100	Research Defon Sell	7.21%	21.72%	C	14		
2025/01/30	4.225	No Trade	No Trade	36.92%	0	Absolutely No	0	98	Research Defon Sell	5.34%	17.09%	C	14		
2025/01/31	4.281	No Trade	No Trade	46.29%	0	Absolutely No	0	99	Research Defon Sell	6.70%	19.38%	C	13		
2025/02/03	4.426	No Trade	No Trade	70.32%	50	Research	85	100	Research Defon Sell	10.17%	23.31%	A	14		
2025/02/04	4.489	No Trade	No Trade	86.05%	50	Research	85	100	Research Defon Sell	11.71%	25.92%	A	14		
2025/02/05	4.532	No Trade	No Trade	93.58%	50	Research	85	100	Research Defon Sell	12.74%	28.15%	A	15		
2025/02/06	4.506	No Trade	No Trade	88.43%	50	Research	85	99	Research Defon Sell	12.04%	27.59%	A	18		
2025/02/07	4.476	No Trade	No Trade	82.60%	50	Research	85	99	Research Defon Sell	11.24%	24.76%	B	21		
2025/02/10	4.481	No Trade	No Trade	82.59%	50	Research	85	99	Research Defon Sell	11.24%	25.05%	B	25		
2025/02/11	4.465	No Trade	No Trade	79.35%	50	Research	85	99	Research Defon Sell	10.80%	23.63%	B	26		
2025/02/12	4.456	No Trade	No Trade	77.41%	50	Research	85	98	Research Defon Sell	10.54%	23.43%	B	24		
2025/02/13	4.429	Sell_Panda_ST	No Trade	72.34%	50	Research	85	98	Research Defon Sell	9.85%	23.94%	B	21		
2025/02/14	4.220	Sell_Panda_ST	Sell_Panda_ST	33.88%	0	Absolutely No	0	0	Absolutely no Trade	4.61%	18.72%	C	15		
2025/02/17	4.220	No Trade	No Trade	33.02%	0	Absolutely No	0	0	Absolutely no Trade	4.49%	18.04%	C	9		
2025/02/18	4.335	No Trade	No Trade	53.68%	50	Research	85	96	Research Defon Sell	7.31%	21.79%	B	3		
2025/02/19	4.309	No Trade	No Trade	48.58%	50	Research	85	95	Research Defon Sell	6.61%	21.69%	B	-2		
2025/02/20	4.250	No Trade	No Trade	37.68%	0	Absolutely No	0	0	Absolutely no Trade	5.13%	19.27%	C	-4		
2025/02/21	4.194	No Trade	No Trade	27.13%	0	Absolutely No	0	0	Absolutely no Trade	3.69%	17.83%	C	-6		
2025/02/24	4.126	No Trade	No Trade	14.01%	0	Absolutely No	0	0	Absolutely no Trade	1.91%	16.35%	C	-8		
2025/02/25	4.144	No Trade	No Trade	16.99%	0	Absolutely No	0	0	Absolutely no Trade	2.31%	18.99%	C	-10		
2025/02/26	4.278	No Trade	No Trade	41.00%	0	Absolutely No	0	0	Absolutely no Trade	5.58%	18.13%	C	-12		
2025/02/27	4.315	No Trade	No Trade	47.45%	50	Research	85	95	Research Defon Sell	6.46%	17.31%	B	-14		
2025/02/28	4.339	No Trade	No Trade	51.51%	50	Research	85	96	Research Defon Sell	7.01%	16.99%	B	-14		
2025/03/03	4.253	No Trade	No Trade	34.91%	0	Absolutely No	0	0	Absolutely no Trade	4.75%	13.44%	C	-12		
2025/03/04	4.294	No Trade	No Trade	42.12%	0	Absolutely No	0	0	Absolutely no Trade	5.73%	14.12%	C	-11		
2025/03/05	4.457	No Trade	No Trade	71.22%	50	Research	85	98	Research Defon Sell	9.70%	18.56%	B	-9		
2025/03/06	4.390	No Trade	No Trade	58.80%	50	Research	85	97	Research Defon Sell	8.00%	11.72%	C	-5		
2025/03/07	4.208	No Trade	No Trade	25.76%	0	Absolutely No	0	0	Absolutely no Trade	3.51%	7.26%	C	-2		
2025/03/10	4.193	No Trade	No Trade	22.08%	0	Absolutely No	0	0	Absolutely no Trade	3.01%	6.88%	C	-2		
2025/03/11	4.332	No Trade	No Trade	47.00%	50	Research	85	96	Research Defon Sell	6.40%	11.07%	C	-5		
2025/03/12	4.364	No Trade	No Trade	52.45%	50	Research	85	96	Research Defon Sell	7.14%	12.32%	C	-9		
2025/03/13	4.382	No Trade	No Trade	59.24%	50	Research	85	97	Research Defon Sell	7.55%	12.59%	C	-11		
2025/03/14	4.372	No Trade	No Trade	56.92%	50	Research	85	96	Research Defon Sell	7.25%	13.20%	C	-13		
2025/03/17	4.352	No Trade	No Trade	52.09%	50	Research	85	96	Research Defon Sell	6.63%	13.09%	C	-12		
2025/03/18	4.322	No Trade	No Trade	46.15%	0	Absolutely No	0	95	Research Defon Sell	5.88%	11.02%	C	-12		



Date	9 day	9 vs 21 day	33 day
2025/01/29	Buy_9day	Buy 9 vs 21	Buy 33_Day
2025/01/30	Sell_9day	Buy 9 vs 21	Buy 33_Day
2025/01/31	Buy_9day	Buy 9 vs 21	Buy 33_Day
2025/02/03	Buy_9day	Buy 9 vs 21	Buy 33_Day
2025/02/04	Buy_9day	Buy 9 vs 21	Buy 33_Day
2025/02/05	Buy_9day	Buy 9 vs 21	Buy 33_Day
2025/02/06	Buy_9day	Buy 9 vs 21	Buy 33_Day
2025/02/07	Buy_9day	Buy 9 vs 21	Buy 33_Day
2025/02/10	Buy_9day	Buy 9 vs 21	Buy 33_Day
2025/02/11	Buy_9day	Buy 9 vs 21	Buy 33_Day
2025/02/12	Sell_9day	Buy 9 vs 21	Buy 33_Day
2025/02/13	Sell_9day	Buy 9 vs 21	Buy 33_Day
2025/02/14	Sell_9day	Buy 9 vs 21	Sell 33_Day
2025/02/17	Sell_9day	Buy 9 vs 21	Sell 33_Day
2025/02/18	Sell_9day	Buy 9 vs 21	Buy 33_Day
2025/02/19	Sell_9day	Buy 9 vs 21	Buy 33_Day
2025/02/20	Sell_9day	Buy 9 vs 21	Sell 33_Day
2025/02/21	Sell_9day	Sell 9 vs 21	Sell 33_Day
2025/02/24	Sell_9day	Sell 9 vs 21	Sell 33_Day
2025/02/25	Sell_9day	Sell 9 vs 21	Sell 33_Day
2025/02/26	Buy_9day	Sell 9 vs 21	Sell 33_Day
2025/02/27	Buy_9day	Sell 9 vs 21	Buy 33_Day
2025/02/28	Buy_9day	Sell 9 vs 21	Buy 33_Day
2025/03/03	Buy_9day	Sell 9 vs 21	Sell 33_Day
2025/03/04	Buy_9day	Sell 9 vs 21	Sell 33_Day
2025/03/05	Buy_9day	Sell 9 vs 21	Buy 33_Day
2025/03/06	Buy_9day	Sell 9 vs 21	Buy 33_Day
2025/03/07	Sell_9day	Sell 9 vs 21	Sell 33_Day
2025/03/10	Sell_9day	Buy 9 vs 21	Sell 33_Day
2025/03/11	Buy_9day	Buy 9 vs 21	Buy 33_Day
2025/03/12	Buy_9day	Buy 9 vs 21	Buy 33_Day
2025/03/13	Buy_9day	Buy 9 vs 21	Buy 33_Day
2025/03/14	Buy_9day	Buy 9 vs 21	Buy 33_Day
2025/03/17	Buy_9day	Buy 9 vs 21	Buy 33_Day
2025/03/18	Sell_9day	Buy 9 vs 21	Sell 33_Day

Strategy Universe	Pairs_NYSE_Consumer Staples	Ascendant guidance	Trade	Strategy_Open Date	2025/02/13	Caterpillar Guidance	Research	
<div><div><div>PG.NYS</div><div>21 per. Mov. Avg. (PG.NYS)</div><div>Linear (PG.NYS)</div></div><div><div>CPB.NYS</div><div>21 per. Mov. Avg. (CPB.NYS)</div><div>Linear (CPB.NYS)</div></div></div>							<div>(+) : Mom Days89</div> <div>(-) : Mom Days0</div> <div>Guided : Factor66 day</div> <div>324_Buy Guidance0.0%</div> <div>324_Sell Guidance95.4%</div> <div>Mom_75 (days)11.0%</div> <div>9 vs 21 day0.66%</div> <div>Price vs 9 day-0.04%</div>	

LMT.NYS

Follow the " 3day to 5day waiting period " before entering the trade : understand the Graph, Trend and Variables

NOC.NYS

Plan your enrty levels. Focus on the process not the outcome. Expect further short-term deviation from the trade signal. "Patience"

B Lockheed Martin

Northrop Grumman

u Aerospace & Defense

Aerospace & Defense

y Aerospace & Defence

Aerospace & Defence

New York

Market Cap : (B)

128 525

New York

Market Cap : (B)

72 392

-2.519

17.307

-6.870

Date	Price or Relative Price	Short_Term_ Radar	Medium_ Term_Radar	Caterpillar_ %	Wise_ Owl(Rnk)	324_Factor	Factor_324	Defcon _Index	Defcon _Index_Trade	Margin of Safety	75_Day_Mom	Trade_Rating (Guidance)	Trendsum
2025/01/22	0.994	No Trade	No Trade	77.34%	30	Absolutely No	0	-93	Research Defcon Buy	-5.78%	-11.81%	C	-33
2025/01/23	0.995	No Trade	No Trade	76.12%	30	Absolutely No	0	-93	Research Defcon Buy	-5.69%	-11.74%	C	-34
2025/01/24	1.000	No Trade	No Trade	70.33%	0	Absolutely No	0	-92	Research Defcon Buy	-5.24%	-11.83%	C	-35
2025/01/27	1.001	No Trade	No Trade	71.06%	0	Absolutely No	0	-92	Research Defcon Buy	-5.19%	-12.32%	C	-36
2025/01/28	0.940	No Trade	No Trade	100.00%	60	Research	-85	-97	Research Defcon Buy	-10.97%	-17.32%	B	-37
2025/01/29	0.944	No Trade	No Trade	97.08%	60	Research	-85	-97	Research Defcon Buy	-10.65%	-16.76%	B	-38
2025/01/30	0.951	No Trade	No Trade	90.86%	60	Research	-85	-96	Research Defcon Buy	-9.97%	-16.79%	B	-38
2025/01/31	0.950	No Trade	No Trade	91.72%	60	Research	-85	-96	Research Defcon Buy	-10.06%	-16.94%	B	-37
2025/02/03	0.934	No Trade	No Trade	100.00%	60	Research	-85	-98	Research Defcon Buy	-11.66%	-18.68%	B	-38
2025/02/04	0.940	No Trade	No Trade	94.64%	60	Research	-85	-97	Research Defcon Buy	-11.03%	-18.44%	B	-40
2025/02/05	0.952	No Trade	No Trade	85.07%	60	Research	-85	-96	Research Defcon Buy	-9.92%	-17.51%	B	-41
2025/02/06	0.961	No Trade	No Trade	77.96%	50	Research	-85	-95	Research Defcon Buy	-9.09%	-16.60%	B	-40
2025/02/07	0.948	Buy_Panda_ST	No Trade	88.62%	60	Research	-85	-96	Research Defcon Buy	-10.33%	-18.27%	B	-38
2025/02/10	0.945	No Trade	No Trade	91.84%	60	Research	-85	-97	Research Defcon Buy	-10.71%	-14.81%	C	-35
2025/02/11	0.948	No Trade	No Trade	89.16%	60	Research	-85	-96	Research Defcon Buy	-10.39%	-14.25%	C	-31
2025/02/12	0.939	No Trade	No Trade	97.14%	50	Research	-85	-97	Research Defcon Buy	-11.33%	-12.88%	C	-29
2025/02/13	0.955	Buy_Panda_ST	No Trade	83.77%	50	Research	-85	-95	Research Defcon Buy	-9.77%	-11.77%	C	-27
2025/02/14	0.964	Buy_Panda_ST	No Trade	76.69%	50	Research	-85	-94	Research Defcon Buy	-8.94%	-11.05%	C	-24
2025/02/17	0.964	Buy_Panda_ST	Buy_Panda_ST	77.08%	60	Research	-170	-94	Research Defcon Buy	-8.99%	-11.12%	B	-20
2025/02/18	0.971	Buy_Panda_ST	Buy_Panda_ST	71.75%	60	Research	-170	-94	Research Defcon Buy	-8.36%	-10.13%	B	-17
2025/02/19	0.999	Buy_Panda_ST	Buy_Panda_ST	49.30%	0	Absolutely No	0	0	Absolutely no Trade	-5.75%	-6.89%	C	-13
2025/02/20	0.996	No Trade	No Trade	51.87%	0	Research	-85	0	Absolutely no Trade	-6.05%	-7.43%	C	-9
2025/02/21	0.984	No Trade	No Trade	61.72%	0	Research	-85	0	Absolutely no Trade	-7.20%	-8.08%	C	-5
2025/02/24	0.979	No Trade	No Trade	66.42%	30	Research	-85	-93	Research Defcon Buy	-7.74%	-8.21%	C	-1
2025/02/25	0.973	No Trade	No Trade	71.19%	30	Research	-85	-94	Research Defcon Buy	-8.30%	-7.78%	C	1
2025/02/26	0.971	No Trade	No Trade	73.07%	30	Research	-85	-94	Research Defcon Buy	-8.52%	-8.44%	C	2
2025/02/27	0.971	No Trade	No Trade	73.19%	30	Research	-85	-94	Research Defcon Buy	-8.53%	-9.05%	C	3
2025/02/28	0.975	No Trade	No Trade	69.48%	30	Research	-85	-93	Research Defcon Buy	-8.10%	-8.77%	C	0
2025/03/03	0.955	No Trade	No Trade	86.61%	50	Research	-85	-96	Research Defcon Buy	-10.10%	-10.37%	C	-3
2025/03/04	0.968	No Trade	No Trade	76.25%	50	Research	-85	-94	Research Defcon Buy	-8.89%	-9.71%	C	-7
2025/03/05	0.971	No Trade	No Trade	73.72%	30	Research	-85	-94	Research Defcon Buy	-8.59%	-9.87%	C	-10
2025/03/06	0.971	No Trade	No Trade	73.66%	50	Research	-85	-94	Research Defcon Buy	-8.59%	-10.30%	C	-11
2025/03/07	0.974	No Trade	No Trade	71.87%	50	Research	-85	-94	Research Defcon Buy	-8.38%	-10.40%	C	-11
2025/03/10	0.967	No Trade	No Trade	77.43%	50	Research	-85	-94	Research Defcon Buy	-9.03%	-10.95%	C	-9
2025/03/11	0.949	No Trade	No Trade	92.24%	50	Research	-85	-96	Research Defcon Buy	-10.75%	-12.69%	C	-10
2025/03/12	0.971	No Trade	No Trade	74.28%	50	Research	-85	-94	Research Defcon Buy	-8.66%	-11.03%	C	-12
2025/03/13	0.954	No Trade	No Trade	88.57%	50	Research	-85	-96	Research Defcon Buy	-10.33%	-12.60%	C	-14
2025/03/14	0.961	No Trade	No Trade	82.65%	50	Research	-85	-95	Research Defcon Buy	-9.64%	-10.61%	C	-17
2025/03/17	0.953	No Trade	No Trade	89.46%	50	Research	-85	-96	Research Defcon Buy	-10.43%	-10.70%	C	-20
2025/03/18	0.958	No Trade	No Trade	85.76%	50	Research	-85	-95	Research Defcon Buy	-10.00%	-10.87%	C	-21

PSA.NYS

B
u
y

Public Storage
Real Estate
Specialized REITs

New York

Market Cap : (B)

59 113

CBRE.NYS

CBRE Group
Real Estate
Real Estate Services

New York

Market Cap : (B)

40 737

Follow the " 3day to 5day waiting period " before entering the trade : understand the Graph, Trend and Variables

Plan your enrty levels. Focus on the process not the outcome. Expect further short-term deviation from the trade signal. "Patience"

Date	Price or Relative Price	Short_Term_ Radar	Medium_ Term_Radar	Caterpillar_ %	Wise_ Owl(Rnk)	324_Factor	Factor_324	Defcon _Index	Defcon _Index_Trade	Margin of Safety	75_Day_Mom	Trade_Rating (Guidance)	Trendsum
2025/01/22	2.085	No Trade	No Trade	100.00%	50	Research	-85	-100	Research Defcon Buy	-12.35%	-27.63%	A	-23
2025/01/23	2.068	No Trade	No Trade	100.00%	50	Research	-85	-100	Research Defcon Buy	-12.99%	-27.66%	A	-25
2025/01/24	2.070	No Trade	No Trade	98.40%	50	Research	-85	-100	Research Defcon Buy	-12.78%	-28.81%	A	-26
2025/01/27	2.077	No Trade	No Trade	93.84%	50	Research	-85	-100	Research Defcon Buy	-12.19%	-27.74%	A	-28
2025/01/28	2.086	No Trade	No Trade	90.25%	50	Research	-85	-99	Research Defcon Buy	-11.72%	-27.52%	A	-27
2025/01/29	2.078	No Trade	No Trade	92.29%	50	Research	-85	-100	Research Defcon Buy	-11.98%	-27.42%	A	-26
2025/01/30	2.060	No Trade	No Trade	97.09%	50	Research	-85	-100	Research Defcon Buy	-12.61%	-26.72%	A	-27
2025/01/31	2.062	No Trade	No Trade	95.78%	50	Research	-85	-100	Research Defcon Buy	-12.44%	-26.75%	A	-28
2025/02/03	2.076	No Trade	No Trade	89.11%	60	Research	-85	-99	Research Defcon Buy	-11.57%	-26.14%	A	-31
2025/02/04	2.063	No Trade	No Trade	92.60%	60	Research	-85	-100	Research Defcon Buy	-12.02%	-26.21%	A	-32
2025/02/05	2.054	No Trade	No Trade	94.77%	60	Research	-85	-100	Research Defcon Buy	-12.31%	-25.72%	A	-33
2025/02/06	2.095	No Trade	No Trade	80.42%	50	Research	-85	-98	Research Defcon Buy	-10.44%	-23.82%	B	-31
2025/02/07	2.120	Buy_Panda_ST	No Trade	71.51%	50	Research	-85	-97	Research Defcon Buy	-9.29%	-21.11%	B	-28
2025/02/10	2.111	Buy_Panda_ST	No Trade	72.11%	50	Research	-85	-97	Research Defcon Buy	-9.36%	-22.66%	B	-26
2025/02/11	2.153	Buy_Panda_ST	Buy_Panda_ST	57.10%	50	Research	-85	-95	Research Defcon Buy	-7.41%	-21.97%	B	-25
2025/02/12	2.134	Buy_Panda_ST	Buy_Panda_ST	62.82%	50	Research	-85	-96	Research Defcon Buy	-8.16%	-15.83%	B	-20
2025/02/13	2.105	Buy_Panda_ST	Buy_Panda_ST	71.67%	50	Research	-85	-98	Research Defcon Buy	-9.31%	-17.06%	B	-17
2025/02/14	2.069	No Trade	No Trade	82.66%	50	Research	-85	-99	Research Defcon Buy	-10.73%	-19.11%	A	-14
2025/02/17	2.069	No Trade	No Trade	80.30%	50	Research	-85	-99	Research Defcon Buy	-10.43%	-18.23%	A	-15
2025/02/18	2.065	No Trade	No Trade	80.77%	50	Research	-85	-99	Research Defcon Buy	-10.49%	-18.81%	A	-17
2025/02/19	2.070	No Trade	No Trade	78.40%	50	Research	-85	-99	Research Defcon Buy	-10.18%	-17.61%	A	-19
2025/02/20	2.146	No Trade	No Trade	52.12%	50	Research	-85	-95	Research Defcon Buy	-6.77%	-13.67%	C	-20
2025/02/21	2.240	Buy_Panda_ST	Buy_Panda_ST	19.79%	0	Absolutely No	0	0	Absolutely no Trade	-2.57%	-11.39%	C	-18
2025/02/24	2.200	Buy_Panda_ST	Buy_Panda_ST	30.75%	0	Absolutely No	0	0	Absolutely no Trade	-3.99%	-12.98%	C	-16
2025/02/25	2.225	Buy_Panda_ST	Buy_Panda_ST	21.49%	0	Absolutely No	0	0	Absolutely no Trade	-2.79%	-11.50%	C	-13
2025/02/26	2.163	No Trade	No Trade	41.46%	0	Absolutely No	0	0	Absolutely no Trade	-5.38%	-14.26%	C	-8
2025/02/27	2.187	No Trade	No Trade	32.54%	0	Absolutely No	0	0	Absolutely no Trade	-4.23%	-12.32%	C	-7
2025/02/28	2.139	No Trade	No Trade	47.87%	50	Research	-85	-96	Research Defcon Buy	-6.22%	-13.78%	C	-6
2025/03/03	2.212	No Trade	No Trade	20.66%	0	Absolutely No	0	0	Absolutely no Trade	-2.68%	-10.38%	C	-5
2025/03/04	2.192	No Trade	No Trade	26.38%	0	Absolutely No	0	0	Absolutely no Trade	-3.42%	-11.27%	C	-5
2025/03/05	2.188	No Trade	No Trade	27.16%	0	Absolutely No	0	0	Absolutely no Trade	-3.53%	-12.97%	C	-7
2025/03/06	2.308	No Trade	No Trade	13.38%	0	Absolutely No	0	0	Absolutely no Trade	1.88%	-10.30%	C	-7
2025/03/07	2.407	No Trade	No Trade	45.37%	0	Research	-85	0	Absolutely no Trade	6.38%	-5.33%	C	-6
2025/03/10	2.490	No Trade	No Trade	74.44%	0	Absolutely No	0	67	Absolutely no Trade	10.47%	-1.59%	C	-2
2025/03/11	2.449	No Trade	No Trade	62.40%	0	Absolutely No	0	66	Absolutely no Trade	8.78%	-3.03%	C	3
2025/03/12	2.385	No Trade	No Trade	42.92%	0	Absolutely No	0	0	Absolutely no Trade	6.04%	-6.52%	C	8
2025/03/13	2.405	No Trade	No Trade	50.14%	0	Absolutely No	0	65	Absolutely no Trade	7.06%	-3.52%	C	11
2025/03/14	2.374	No Trade	No Trade	41.27%	0	Absolutely No	0	0	Absolutely no Trade	5.81%	-5.34%	C	11
2025/03/17	2.334	No Trade	No Trade	31.28%	0	Absolutely No	0	0	Absolutely no Trade	4.40%	-6.36%	C	10
2025/03/18	2.363	No Trade	No Trade	41.40%	0	Absolutely No	0	0	Absolutely no Trade	5.83%	-5.36%	C	8



Date	9 day	9 vs 21 day	33 day
2025/01/29	Sell_9day	Sell 9 vs 21	Sell 33_Day
2025/01/30	Sell_9day	Sell 9 vs 21	Sell 33_Day
2025/01/31	Sell_9day	Sell 9 vs 21	Sell 33_Day
2025/02/03	Buy_9day	Sell 9 vs 21	Sell 33_Day
2025/02/04	Sell_9day	Sell 9 vs 21	Sell 33_Day
2025/02/05	Sell_9day	Sell 9 vs 21	Sell 33_Day
2025/02/06	Buy_9day	Sell 9 vs 21	Sell 33_Day
2025/02/07	Buy_9day	Sell 9 vs 21	Sell 33_Day
2025/02/10	Buy_9day	Sell 9 vs 21	Sell 33_Day
2025/02/11	Buy_9day	Sell 9 vs 21	Sell 33_Day
2025/02/12	Buy_9day	Sell 9 vs 21	Sell 33_Day
2025/02/13	Buy_9day	Sell 9 vs 21	Sell 33_Day
2025/02/14	Sell_9day	Buy 9 vs 21	Sell 33_Day
2025/02/17	Sell_9day	Buy 9 vs 21	Sell 33_Day
2025/02/18	Sell_9day	Buy 9 vs 21	Sell 33_Day
2025/02/19	Sell_9day	Buy 9 vs 21	Sell 33_Day
2025/02/20	Buy_9day	Buy 9 vs 21	Buy 33_Day
2025/02/21	Buy_9day	Buy 9 vs 21	Buy 33_Day
2025/02/24	Buy_9day	Buy 9 vs 21	Buy 33_Day
2025/02/25	Buy_9day	Buy 9 vs 21	Buy 33_Day
2025/02/26	Buy_9day	Buy 9 vs 21	Buy 33_Day
2025/02/27	Buy_9day	Buy 9 vs 21	Buy 33_Day
2025/02/28	Sell_9day	Buy 9 vs 21	Buy 33_Day
2025/03/03	Buy_9day	Buy 9 vs 21	Buy 33_Day
2025/03/04	Buy_9day	Buy 9 vs 21	Buy 33_Day
2025/03/05	Sell_9day	Buy 9 vs 21	Buy 33_Day
2025/03/06	Buy_9day	Buy 9 vs 21	Buy 33_Day
2025/03/07	Buy_9day	Buy 9 vs 21	Buy 33_Day
2025/03/10	Buy_9day	Buy 9 vs 21	Buy 33_Day
2025/03/11	Buy_9day	Buy 9 vs 21	Buy 33_Day
2025/03/12	Buy_9day	Buy 9 vs 21	Buy 33_Day
2025/03/13	Buy_9day	Buy 9 vs 21	Buy 33_Day
2025/03/14	Buy_9day	Buy 9 vs 21	Buy 33_Day
2025/03/17	Sell_9day	Buy 9 vs 21	Buy 33_Day
2025/03/18	Sell_9day	Buy 9 vs 21	Buy 33_Day

Strategy Universe

Pairs_NYSE_Real Estate

Ascendant guidance

Apply Caution

Strategy_Open Date

2025/02/13

Caterpillar Guidance

Research

PSA.NYS

21 per. Mov. Avg. (PSA.NYS)

Linear (PSA.NYS)

CBRE.NYS

21 per. Mov. Avg. (CBRE.NYS)

Linear (CBRE.NYS)

(+) : Mom Days

0

(-) : Mom Days

0

Guided : Factor

9 vs 21 day

324_Buy Guidance

0.0%

324_Sell Guidance

52.7%

Mom_75 (days)

-5.4%

9 vs 21 day

5.59%

Price vs 9 day

-1.14%

PCG.NYS

Follow the " 3day to 5day waiting period " before entering the trade : understand the Graph, Trend and Variables

AEE.NYS

Plan your enrty levels. Focus on the process not the outcome. Expect further short-term deviation from the trade signal. "Patience"

B Pacific Gas & Electric Co.

u Utilities

y Electric Utilities

New York

Market Cap : (B)

45 678

Ameren

Utilities

Multi-Utilities

New York

Market Cap : (B)

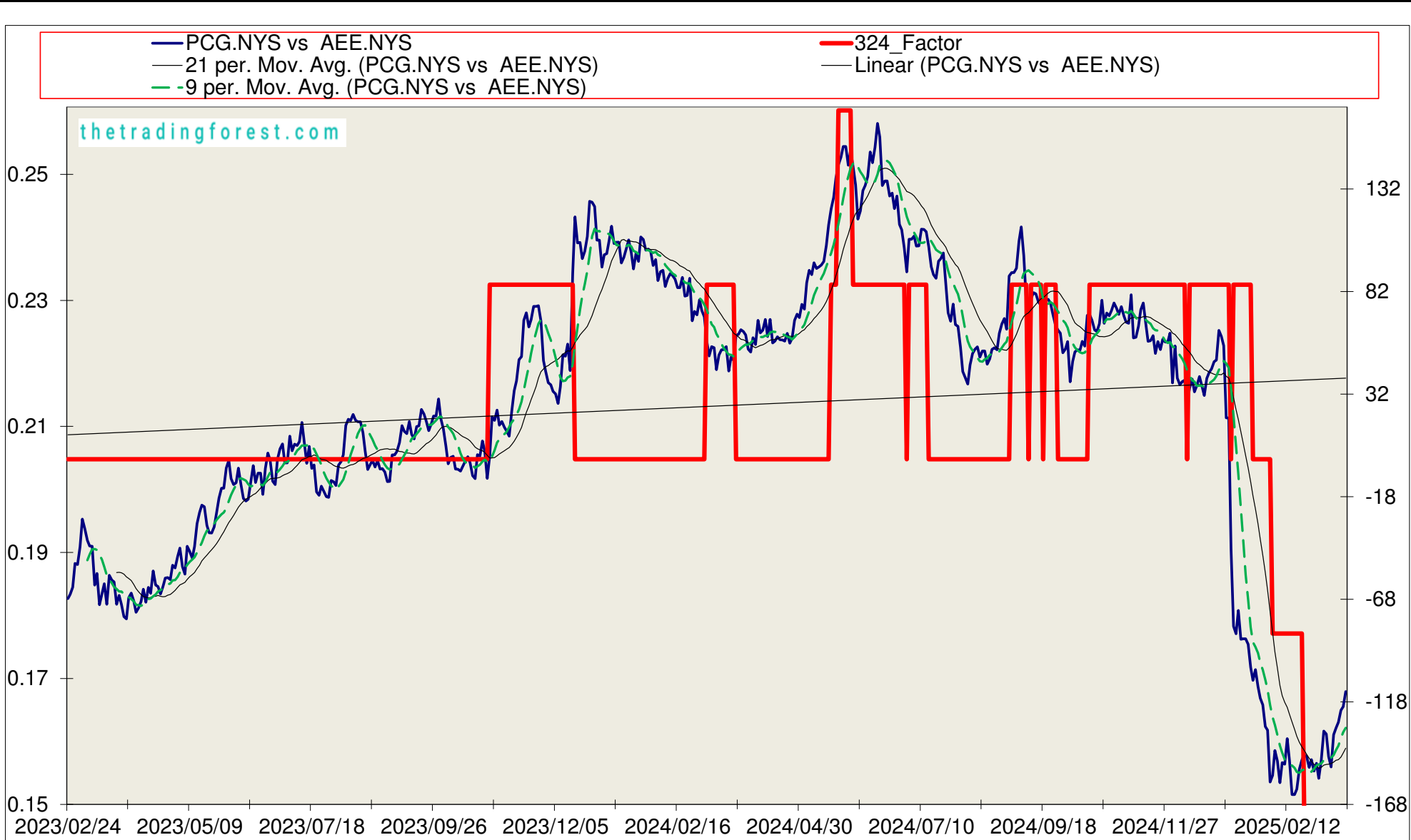
25 040

-2.119

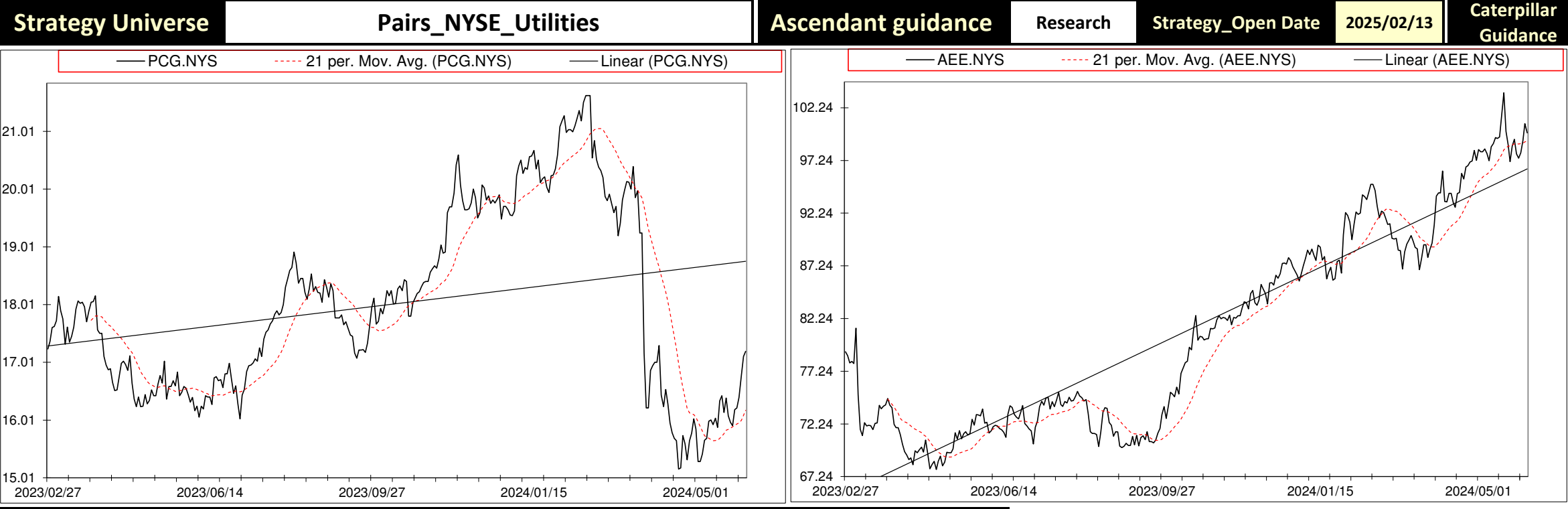
-59.779

28.217

Date	Price or Relative Price	Short_Term_ Radar	Medium_ Term_Radar	Caterpillar_ %	Wise_ Owl(Rnk)	324_Factor	Factor_324	Defcon _Index	Defcon _Index_Trade	Margin of Safety	75_Day_Mom	Trade_Rating (Guidance)	Trendsum
2025/01/22	0.176	No Trade	No Trade	58.38%	50	Research	85	-100	Research Defcon Buy	-12.48%	-20.47%	A	-20
2025/01/23	0.174	No Trade	No Trade	62.91%	0	Absolutely No	0	-100	Research Defcon Buy	-13.46%	-22.52%	C	-22
2025/01/24	0.176	No Trade	No Trade	58.72%	0	Absolutely No	0	-99	Research Defcon Buy	-12.56%	-22.31%	C	-24
2025/01/27	0.173	No Trade	No Trade	64.15%	0	Absolutely No	0	-100	Research Defcon Buy	-13.72%	-23.60%	C	-26
2025/01/28	0.171	No Trade	No Trade	68.20%	30	Absolutely No	0	-100	Research Defcon Buy	-14.58%	-24.39%	C	-30
2025/01/29	0.170	No Trade	No Trade	70.36%	30	Absolutely No	0	-100	Research Defcon Buy	-15.05%	-25.31%	C	-33
2025/01/30	0.167	No Trade	No Trade	79.25%	30	Absolutely No	0	-100	Research Defcon Buy	-16.71%	-26.58%	C	-35
2025/01/31	0.166	No Trade	No Trade	80.37%	30	Absolutely No	0	-100	Research Defcon Buy	-16.95%	-28.38%	C	-37
2025/02/03	0.158	No Trade	No Trade	99.15%	50	Absolutely No	0	-100	Research Defcon Buy	-20.91%	-31.97%	C	-38
2025/02/04	0.159	No Trade	No Trade	96.36%	60	Research	-85	-99	Research Defcon Buy	-20.32%	-31.23%	A	-39
2025/02/05	0.163	No Trade	No Trade	86.75%	60	Research	-85	-97	Research Defcon Buy	-18.30%	-29.06%	B	-40
2025/02/06	0.161	No Trade	No Trade	91.23%	60	Research	-85	-98	Research Defcon Buy	-19.08%	-29.71%	B	-41
2025/02/07	0.158	No Trade	No Trade	99.26%	60	Research	-85	-100	Research Defcon Buy	-20.76%	-31.59%	A	-43
2025/02/10	0.161	No Trade	No Trade	90.76%	60	Research	-85	-98	Research Defcon Buy	-18.98%	-31.31%	B	-45
2025/02/11	0.161	No Trade	No Trade	91.19%	60	Research	-85	-98	Research Defcon Buy	-19.07%	-30.34%	B	-47
2025/02/12	0.165	Buy_Panda_ST	No Trade	81.07%	50	Research	-85	-96	Research Defcon Buy	-16.95%	-29.06%	B	-46
2025/02/13	0.161	Buy_Panda_ST	No Trade	89.31%	60	Research	-85	-98	Research Defcon Buy	-18.68%	-30.45%	B	-42
2025/02/14	0.156	No Trade	No Trade	100.00%	60	Research	-85	-100	Research Defcon Buy	-21.34%	-33.01%	A	-40
2025/02/17	0.156	No Trade	No Trade	99.26%	60	Research	-85	-100	Research Defcon Buy	-21.18%	-33.35%	A	-38
2025/02/18	0.157	No Trade	No Trade	96.90%	60	Research	-85	-99	Research Defcon Buy	-20.67%	-32.74%	A	-38
2025/02/19	0.160	No Trade	No Trade	89.16%	60	Research	-85	-97	Research Defcon Buy	-19.02%	-31.09%	B	-39
2025/02/20	0.161	No Trade	No Trade	85.48%	60	Research	-85	-96	Research Defcon Buy	-18.24%	-30.83%	B	-37
2025/02/21	0.162	Buy_Panda_ST	No Trade	83.16%	90	Research	-170	-96	Research Defcon Buy	-17.74%	-30.03%	AA	-35
2025/02/24	0.162	Buy_Panda_ST	No Trade	83.08%	90	Research	-170	-96	Research Defcon Buy	-17.73%	-29.85%	AA	-31
2025/02/25	0.160	Buy_Panda_ST	No Trade	86.95%	90	Research	-170	-97	Research Defcon Buy	-18.55%	-30.54%	AAA	-28
2025/02/26	0.161	Buy_Panda_ST	Buy_Panda_ST	83.74%	90	Research	-170	-96	Research Defcon Buy	-17.87%	-31.35%	AA	-26
2025/02/27	0.160	No Trade	No Trade	87.86%	90	Research	-170	-98	Research Defcon Buy	-18.75%	-30.10%	AAA	-24
2025/02/28	0.161	Buy_Panda_ST	Buy_Panda_ST	84.64%	90	Research	-170	-97	Research Defcon Buy	-18.06%	-29.59%	AA	-22
2025/03/03	0.158	No Trade	No Trade	89.62%	90	Research	-170	-98	Research Defcon Buy	-19.12%	-31.17%	AAA	-22
2025/03/04	0.161	No Trade	No Trade	82.38%	90	Research	-170	-96	Research Defcon Buy	-17.58%	-30.68%	AA	-22
2025/03/05	0.166	Buy_Panda_ST	Buy_Panda_ST	71.08%	50	Research	-170	0	Absolutely no Trade	-15.17%	-29.04%	B	-21
2025/03/06	0.166	Buy_Panda_ST	Buy_Panda_ST	71.95%	50	Research	-170	0	Absolutely no Trade	-15.35%	-28.23%	B	-20
2025/03/07	0.162	Buy_Panda_ST	Buy_Panda_ST	80.20%	75	Research	-170	-96	Research Defcon Buy	-17.11%	-28.90%	AA	-20
2025/03/10	0.160	No Trade	No Trade	83.45%	75	Research	-170	-97	Research Defcon Buy	-17.81%	-29.68%	AA	-18
2025/03/11	0.165	No Trade	No Trade	70.87%	50	Research	-170	0	Absolutely no Trade	-15.12%	-27.68%	B	-16
2025/03/12	0.166	No Trade	No Trade	68.15%	50	Research	-170	0	Absolutely no Trade	-14.54%	-26.33%	B	-11
2025/03/13	0.167	No Trade	No Trade	65.54%	50	Research	-170	0	Absolutely no Trade	-13.98%	-26.51%	B	-5
2025/03/14	0.169	No Trade	No Trade	60.75%	50	Research	-170	0	Absolutely no Trade	-12.96%	-25.28%	B	-1
2025/03/17	0.170	No Trade	No Trade	58.54%	50	Research	-170	0	Absolutely no Trade	-12.49%	-25.56%	B	4
2025/03/18	0.172	No Trade	No Trade	52.46%	50	Research	-170	0	Absolutely no Trade	-11.19%	-24.36%	B	7



Date	9 day	9 vs 21 day	33 day
2025/01/29	Sell_9day	Sell 9 vs 21	Sell 33_Day
2025/01/30	Sell_9day	Sell 9 vs 21	Sell 33_Day
2025/01/31	Sell_9day	Sell 9 vs 21	Sell 33_Day
2025/02/03	Sell_9day	Sell 9 vs 21	Sell 33_Day
2025/02/04	Sell_9day	Sell 9 vs 21	Sell 33_Day
2025/02/05	Sell_9day	Sell 9 vs 21	Sell 33_Day
2025/02/06	Sell_9day	Sell 9 vs 21	Sell 33_Day
2025/02/07	Sell_9day	Sell 9 vs 21	Sell 33_Day
2025/02/10	Sell_9day	Sell 9 vs 21	Sell 33_Day
2025/02/11	Sell_9day	Sell 9 vs 21	Sell 33_Day
2025/02/12	Buy_9day	Sell 9 vs 21	Sell 33_Day
2025/02/13	Buy_9day	Sell 9 vs 21	Sell 33_Day
2025/02/14	Sell_9day	Sell 9 vs 21	Sell 33_Day
2025/02/17	Sell_9day	Sell 9 vs 21	Sell 33_Day
2025/02/18	Sell_9day	Sell 9 vs 21	Sell 33_Day
2025/02/19	Buy_9day	Sell 9 vs 21	Sell 33_Day
2025/02/20	Buy_9day	Sell 9 vs 21	Sell 33_Day
2025/02/21	Buy_9day	Sell 9 vs 21	Sell 33_Day
2025/02/24	Buy_9day	Sell 9 vs 21	Sell 33_Day
2025/02/25	Buy_9day	Sell 9 vs 21	Sell 33_Day
2025/02/26	Buy_9day	Sell 9 vs 21	Sell 33_Day
2025/02/27	Sell_9day	Sell 9 vs 21	Sell 33_Day
2025/02/28	Buy_9day	Buy 9 vs 21	Sell 33_Day
2025/03/03	Sell_9day	Buy 9 vs 21	Sell 33_Day
2025/03/04	Buy_9day	Buy 9 vs 21	Sell 33_Day
2025/03/05	Buy_9day	Buy 9 vs 21	Buy 33_Day
2025/03/06	Buy_9day	Buy 9 vs 21	Buy 33_Day
2025/03/07	Buy_9day	Buy 9 vs 21	Sell 33_Day
2025/03/10	Sell_9day	Buy 9 vs 21	Sell 33_Day
2025/03/11	Buy_9day	Buy 9 vs 21	Buy 33_Day
2025/03/12	Buy_9day	Buy 9 vs 21	Buy 33_Day
2025/03/13	Buy_9day	Buy 9 vs 21	Buy 33_Day
2025/03/14	Buy_9day	Buy 9 vs 21	Buy 33_Day
2025/03/17	Buy_9day	Buy 9 vs 21	Buy 33_Day
2025/03/18	Buy_9day	Buy 9 vs 21	Buy 33_Day



Trade	
(+) : Mom Days	0
(-) : Mom Days	51
Guided : Factor	33 day
324_Buy Guidance	89.5%
324_Sell Guidance	0.0%
Mom_75 (days)	-24.4%
9 vs 21 day	1.97%
Price vs 9 day	3.46%

SRE.NYS

Follow the " 3day to 5day waiting period " before entering the trade : understand the Graph, Trend and Variables

ETR.NYS

Plan your enrty levels. Focus on the process not the outcome. Expect further short-term deviation from the trade signal. "Patience"

B Sempra Energy

U Utilities

Y Multi-Utilities

New York

Market Cap : (B)

59 711

Entergy

Utilities

Electric Utilities

New York

Market Cap : (B)

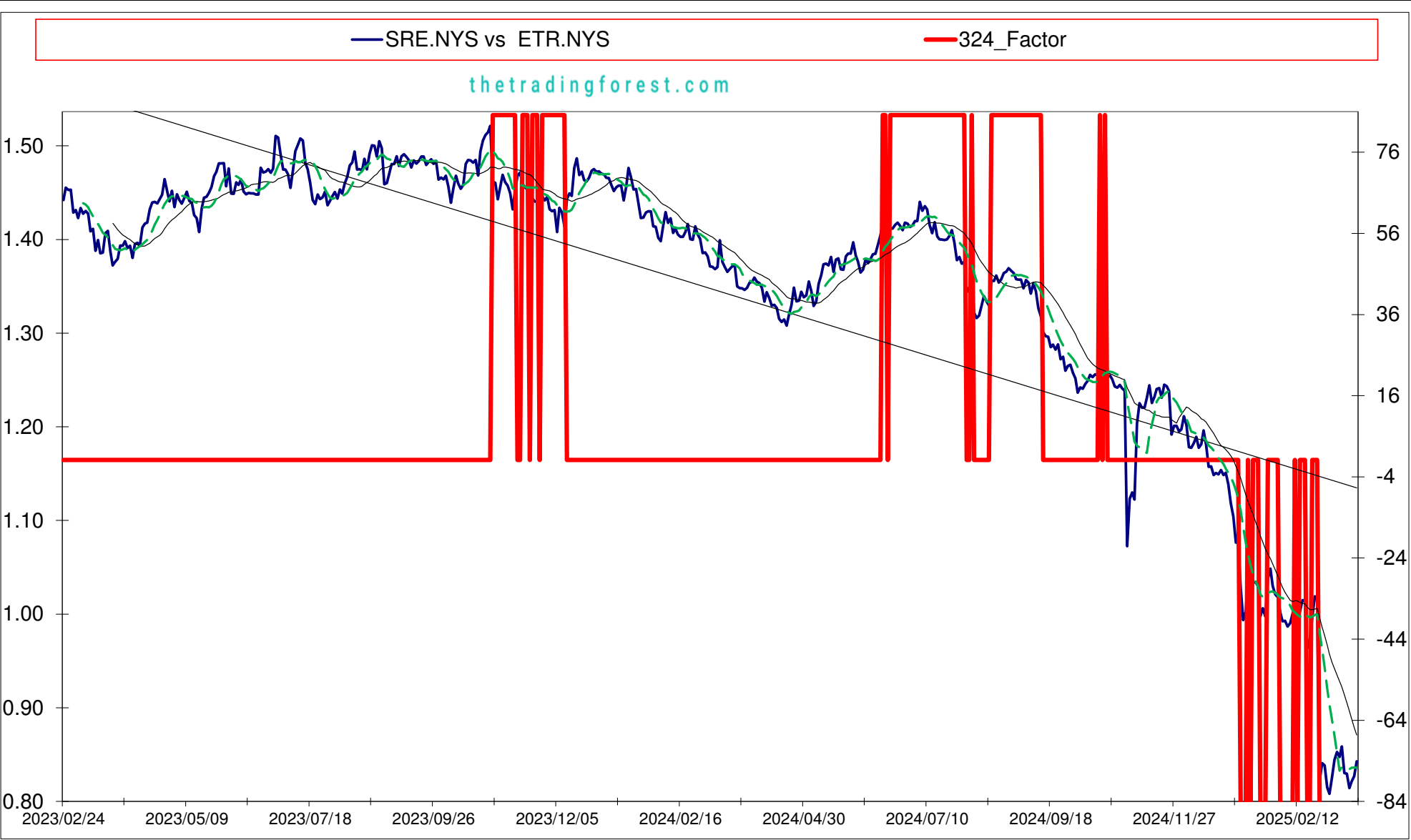
32 388

-2.141


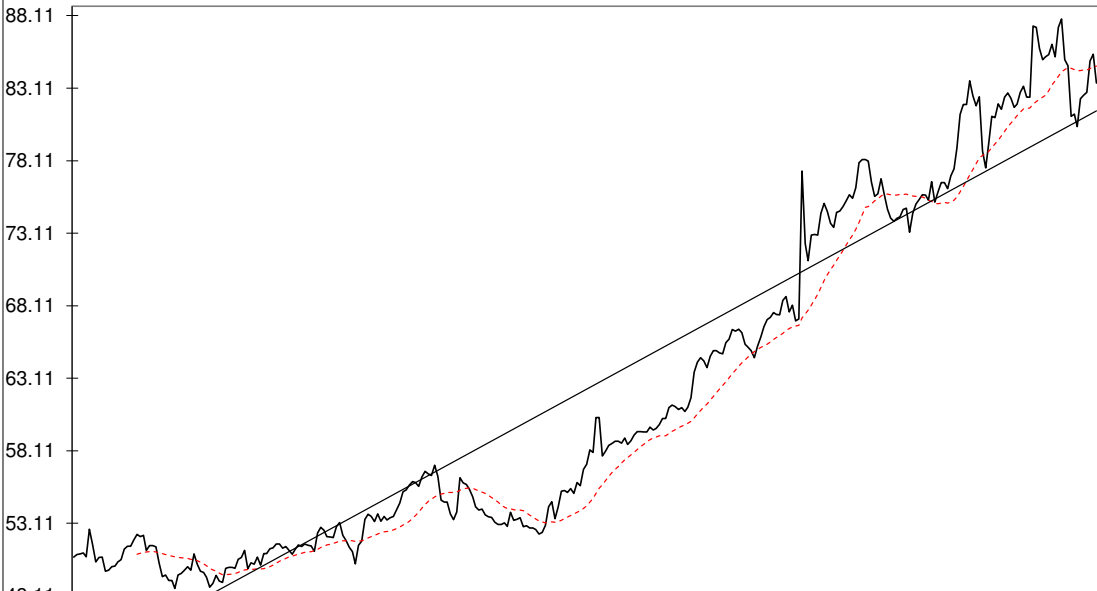
-90.372

42.204

Date	Price or Relative Price	Short_Term_ Radar	Medium_ Term_Radar	Caterpillar_ %	Wise_ Owl(Rnk)	324_Factor	Factor_324	Defcon _Index	Defcon _Index_Trade	Margin of Safety	75_Day_Mom	Trade_Rating (Guidance)	Trendsum
2025/01/22	1.003	No Trade	No Trade	87.68%	60	Research	-85	-100	Research Defcon Buy	-8.42%	-19.22%	A	-36
2025/01/23	1.011	No Trade	No Trade	78.59%	50	Research	-85	-99	Research Defcon Buy	-7.55%	-18.90%	B	-34
2025/01/24	1.002	No Trade	No Trade	86.04%	60	Research	-85	-100	Research Defcon Buy	-8.26%	-19.52%	A	-34
2025/01/27	1.043	No Trade	No Trade	44.65%	30	Absolutely No	0	-96	Research Defcon Buy	-4.29%	-16.62%	C	-33
2025/01/28	1.053	Buy_Panda_ST	No Trade	33.56%	0	Absolutely No	0	0	Absolutely no Trade	-3.22%	-15.99%	C	-31
2025/01/29	1.035	Buy_Panda_ST	No Trade	50.41%	0	Absolutely No	0	-96	Research Defcon Buy	-4.84%	-17.91%	C	-30
2025/01/30	1.026	No Trade	No Trade	57.67%	0	Absolutely No	0	-97	Research Defcon Buy	-5.54%	-18.43%	C	-28
2025/01/31	1.023	No Trade	No Trade	59.75%	0	Absolutely No	0	-98	Research Defcon Buy	-5.74%	-18.88%	C	-25
2025/02/03	1.007	No Trade	No Trade	72.34%	50	Research	-85	-99	Research Defcon Buy	-6.95%	-20.12%	A	-24
2025/02/04	0.997	No Trade	No Trade	80.56%	50	Research	-85	-100	Research Defcon Buy	-7.73%	-21.82%	A	-24
2025/02/05	0.998	No Trade	No Trade	79.22%	50	Research	-85	-100	Research Defcon Buy	-7.61%	-21.45%	A	-24
2025/02/06	0.991	No Trade	No Trade	84.21%	50	Research	-85	-100	Research Defcon Buy	-8.09%	-21.99%	A	-24
2025/02/07	0.995	No Trade	No Trade	79.89%	50	Research	-85	-100	Research Defcon Buy	-7.67%	-20.90%	A	-25
2025/02/10	1.005	No Trade	No Trade	67.22%	50	Research	-85	-99	Research Defcon Buy	-6.45%	-20.21%	B	-26
2025/02/11	1.017	No Trade	No Trade	54.43%	0	Absolutely No	0	-97	Research Defcon Buy	-5.23%	-18.97%	C	-27
2025/02/12	1.001	No Trade	No Trade	68.85%	50	Research	-85	-99	Research Defcon Buy	-6.61%	-19.75%	A	-27
2025/02/13	1.007	Buy_Panda_ST	No Trade	62.04%	0	Absolutely No	0	-98	Research Defcon Buy	-5.96%	-19.19%	C	-23
2025/02/14	1.020	Buy_Panda_ST	Buy_Panda_ST	49.20%	0	Absolutely No	0	-97	Research Defcon Buy	-4.72%	-18.41%	C	-18
2025/02/17	1.020	Buy_Panda_ST	Buy_Panda_ST	46.21%	0	Absolutely No	0	-97	Research Defcon Buy	-4.44%	-18.16%	C	-12
2025/02/18	0.968	No Trade	No Trade	95.36%	50	Research	-85	-100	Research Defcon Buy	-9.16%	-22.13%	A	-11
2025/02/19	0.977	No Trade	No Trade	85.48%	50	Research	-85	-99	Research Defcon Buy	-8.21%	-9.28%	C	-10
2025/02/20	1.002	No Trade	No Trade	60.60%	0	Absolutely No	0	-97	Research Defcon Buy	-5.82%	-11.18%	C	-11
2025/02/21	1.024	No Trade	No Trade	38.17%	0	Absolutely No	0	0	Absolutely no Trade	-3.66%	-9.79%	C	-10
2025/02/24	1.022	No Trade	No Trade	36.56%	0	Absolutely No	0	0	Absolutely no Trade	-3.51%	-9.31%	C	-10
2025/02/25	0.827	No Trade	No Trade	100.00%	50	Research	-85	-100	Research Defcon Buy	-21.87%	-31.59%	A	-11
2025/02/26	0.846	No Trade	No Trade	91.49%	50	Research	-85	-98	Research Defcon Buy	-20.01%	-31.25%	B	-11
2025/02/27	0.843	No Trade	No Trade	92.17%	50	Research	-85	-98	Research Defcon Buy	-20.16%	-31.17%	B	-13
2025/02/28	0.820	No Trade	No Trade	100.00%	50	Research	-85	-100	Research Defcon Buy	-22.31%	-33.11%	A	-15
2025/03/03	0.813	No Trade	No Trade	100.00%	50	Research	-85	-100	Research Defcon Buy	-22.72%	-34.22%	A	-15
2025/03/04	0.830	No Trade	No Trade	92.40%	50	Research	-85	-98	Research Defcon Buy	-21.00%	-33.54%	B	-16
2025/03/05	0.849	No Trade	No Trade	84.03%	50	Research	-85	-96	Research Defcon Buy	-19.09%	-30.96%	B	-16
2025/03/06	0.858	No Trade	No Trade	80.17%	30	Research	-85	0	Absolutely no Trade	-18.22%	-30.64%	C	-19
2025/03/07	0.852	Buy_Panda_ST	No Trade	82.12%	50	Research	-85	-95	Research Defcon Buy	-18.66%	-31.56%	B	-21
2025/03/10	0.863	Buy_Panda_ST	No Trade	76.25%	30	Research	-85	0	Absolutely no Trade	-17.33%	-30.70%	C	-18
2025/03/11	0.835	No Trade	No Trade	87.84%	50	Research	-85	-97	Research Defcon Buy	-19.96%	-32.43%	B	-14
2025/03/12	0.834	No Trade	No Trade	87.77%	50	Research	-85	-97	Research Defcon Buy	-19.94%	-33.23%	B	-11
2025/03/13	0.819	No Trade	No Trade	93.87%	50	Research	-85	-99	Research Defcon Buy	-21.33%	-34.38%	A	-7
2025/03/14	0.826	No Trade	No Trade	90.53%	50	Research	-85	-98	Research Defcon Buy	-20.57%	-33.53%	B	-8
2025/03/17	0.832	No Trade	No Trade	87.12%	50	Research	-85	-98	Research Defcon Buy	-19.80%	-30.50%	B	-9
2025/03/18	0.848	No Trade	No Trade	79.99%	50	Research	-85	-96	Research Defcon Buy	-18.18%	-29.70%	B	-9



9 day	9 day	9 vs 21 day	33 day
2025/01/29	Buy_9day	Sell 9 vs 21	Sell 33_Day
2025/01/30	Sell_9day	Sell 9 vs 21	Sell 33_Day
2025/01/31	Sell_9day	Sell 9 vs 21	Sell 33_Day
2025/02/03	Sell_9day	Sell 9 vs 21	Sell 33_Day
2025/02/04	Sell_9day	Sell 9 vs 21	Sell 33_Day
2025/02/05	Sell_9day	Sell 9 vs 21	Sell 33_Day
2025/02/06	Sell_9day	Sell 9 vs 21	Sell 33_Day
2025/02/07	Sell_9day	Sell 9 vs 21	Sell 33_Day
2025/02/10	Sell_9day	Sell 9 vs 21	Sell 33_Day
2025/02/11	Buy_9day	Sell 9 vs 21	Sell 33_Day
2025/02/12	Sell_9day	Sell 9 vs 21	Sell 33_Day
2025/02/13	Buy_9day	Sell 9 vs 21	Sell 33_Day
2025/02/14	Buy_9day	Sell 9 vs 21	Sell 33_Day
2025/02/17	Buy_9day	Sell 9 vs 21	Sell 33_Day
2025/02/18	Sell_9day	Sell 9 vs 21	Sell 33_Day
2025/02/19	Sell_9day	Sell 9 vs 21	Sell 33_Day
2025/02/20	Sell_9day	Sell 9 vs 21	Sell 33_Day
2025/02/21	Buy_9day	Sell 9 vs 21	Buy 33_Day
2025/02/24	Buy_9day	Sell 9 vs 21	Buy 33_Day
2025/02/25	Sell_9day	Sell 9 vs 21	Sell 33_Day
2025/02/26	Sell_9day	Sell 9 vs 21	Sell 33_Day
2025/02/27	Sell_9day	Sell 9 vs 21	Sell 33_Day
2025/02/28	Sell_9day	Sell 9 vs 21	Sell 33_Day
2025/03/03	Sell_9day	Sell 9 vs 21	Sell 33_Day
2025/03/04	Sell_9day	Sell 9 vs 21	Sell 33_Day
2025/03/05	Sell_9day	Sell 9 vs 21	Sell 33_Day
2025/03/06	Buy_9day	Sell 9 vs 21	Sell 33_Day
2025/03/07	Buy_9day	Sell 9 vs 21	Sell 33_Day
2025/03/10	Buy_9day	Sell 9 vs 21	Sell 33_Day
2025/03/11	Sell_9day	Sell 9 vs 21	Sell 33_Day
2025/03/12	Sell_9day	Sell 9 vs 21	Sell 33_Day
2025/03/13	Sell_9day	Sell 9 vs 21	Sell 33_Day
2025/03/14	Sell_9day	Sell 9 vs 21	Sell 33_Day
2025/03/17	Sell_9day	Sell 9 vs 21	Sell 33_Day
2025/03/18	Buy_9day	Sell 9 vs 21	Sell 33_Day

Strategy Universe		Pairs_NYSE_Utilities		Ascendant guidance		Research		Strategy_Open Date		2025/02/13		Caterpillar Guidance		Research			
<div><div><div>SRE.NYS</div><div>21 per. Mov. Avg. (SRE.NYS)</div><div>Linear (SRE.NYS)</div></div></div>				<div><div><div>ETR.NYS</div><div>21 per. Mov. Avg. (ETR.NYS)</div><div>Linear (ETR.NYS)</div></div></div>										(+) : Mom Days		0	
												(-) : Mom Days		163			
												Guided : Factor		66 day			
												324_Buy Guidance		95.7%			
												324_Sell Guidance		0.0%			
												Mom_75 (days)		-29.7%			
												9 vs 21 day		-3.98%			
												Price vs 9 day		0.80%			

CINF.NAS

Follow the " 3day to 5day waiting period " before entering the trade : understand the Graph, Trend and Variables

XLF.ARC

Plan your enrty levels. Focus on the process not the outcome. Expect further short-term deviation from the trade signal. "Patience"

B
u
y

Cincinnati Financial
Financial
Insurance

New York

Market Cap : (B)

24 459

SPDR Select Sector Fund - Financial

Financial

ETF_NYSE_Price

NYSE

Market Cap : (B)

51 410

-3.797

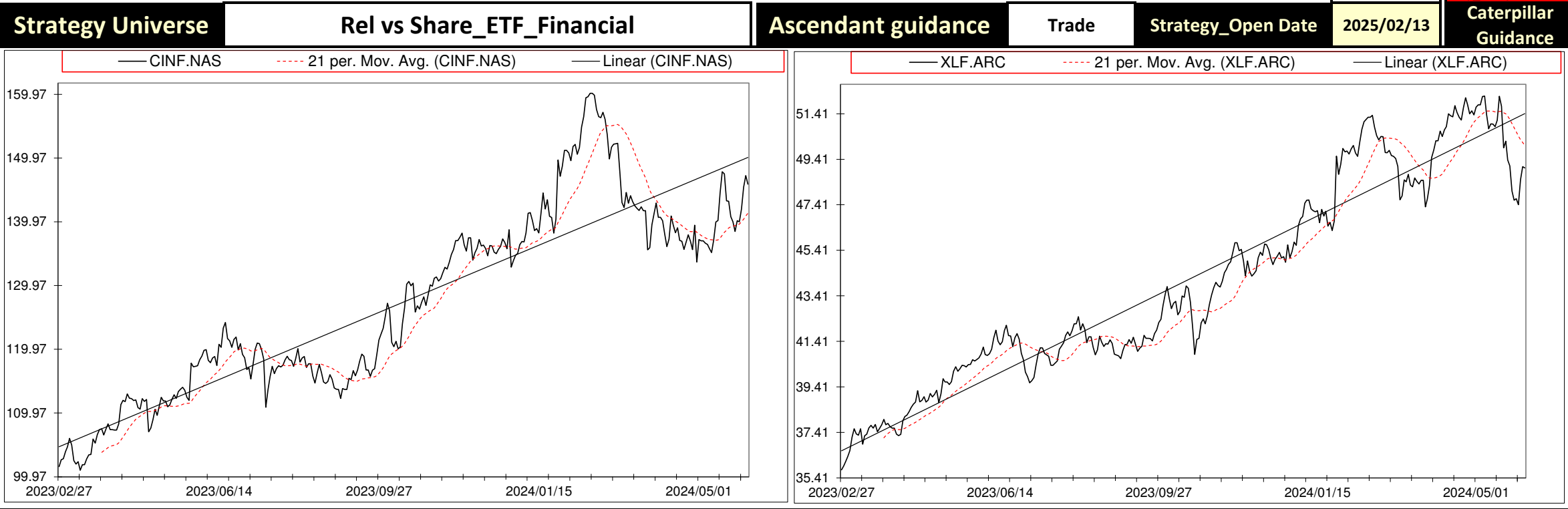
4.901

-1.291

Date	Price or Relative Price	Short_Term_ Radar	Medium_ Term_Radar	Caterpillar_ %	Wise_ Owl(Rnk)	324_Factor	Factor_324	Defcon _Index	Defcon _Index_Trade	Margin of Safety	75_Day_Mom	Trade_Rating (Guidance)	Trendsum
2025/01/22	2.738	No Trade	No Trade	100.00%	60	Research	-85	-99	Research Defcon Buy	-6.22%	-9.46%	C	-48
2025/01/23	2.684	No Trade	No Trade	100.00%	60	Research	-85	-100	Research Defcon Buy	-8.08%	-11.68%	C	-48
2025/01/24	2.699	No Trade	No Trade	93.66%	60	Research	-85	-99	Research Defcon Buy	-7.56%	-8.40%	C	-48
2025/01/27	2.741	No Trade	No Trade	76.20%	50	Research	-85	-98	Research Defcon Buy	-6.15%	-7.17%	C	-48
2025/01/28	2.717	No Trade	No Trade	86.36%	60	Research	-85	-99	Research Defcon Buy	-6.97%	-7.68%	C	-46
2025/01/29	2.696	No Trade	No Trade	95.03%	60	Research	-85	-100	Research Defcon Buy	-7.67%	-8.87%	C	-46
2025/01/30	2.686	No Trade	No Trade	99.61%	60	Research	-85	-100	Research Defcon Buy	-8.04%	-8.41%	C	-44
2025/01/31	2.663	No Trade	No Trade	100.00%	60	Research	-85	-100	Research Defcon Buy	-8.84%	-8.96%	C	-44
2025/02/03	2.671	No Trade	No Trade	96.84%	60	Research	-85	-100	Research Defcon Buy	-8.56%	-8.42%	C	-44
2025/02/04	2.652	No Trade	No Trade	100.00%	60	Research	-85	-100	Research Defcon Buy	-9.22%	-8.90%	C	-44
2025/02/05	2.646	No Trade	No Trade	100.00%	60	Research	-85	-100	Research Defcon Buy	-9.42%	-10.83%	C	-44
2025/02/06	2.647	No Trade	No Trade	100.00%	60	Research	-85	-100	Research Defcon Buy	-9.42%	-10.87%	C	-44
2025/02/07	2.643	No Trade	No Trade	100.00%	60	Research	-85	-100	Research Defcon Buy	-9.54%	-10.93%	C	-44
2025/02/10	2.638	No Trade	No Trade	100.00%	60	Research	-85	-100	Research Defcon Buy	-9.73%	-10.26%	C	-46
2025/02/11	2.705	Buy_Panda_ST	No Trade	76.39%	50	Research	-85	-97	Research Defcon Buy	-7.43%	-8.23%	C	-44
2025/02/12	2.603	No Trade	No Trade	100.00%	60	Research	-85	-100	Research Defcon Buy	-10.95%	-11.23%	C	-41
2025/02/13	2.654	Buy_Panda_ST	No Trade	84.12%	90	Research	-170	-98	Research Defcon Buy	-9.21%	-12.40%	AAA	-39
2025/02/14	2.644	No Trade	No Trade	87.09%	100	Research	-170	-98	Research Defcon Buy	-9.54%	-13.60%	AAA	-37
2025/02/17	2.644	No Trade	No Trade	87.21%	100	Research	-170	-98	Research Defcon Buy	-9.55%	-12.63%	AAA	-36
2025/02/18	2.619	No Trade	No Trade	95.27%	100	Research	-170	-99	Research Defcon Buy	-10.43%	-13.96%	AAA	-35
2025/02/19	2.614	No Trade	No Trade	96.70%	100	Research	-170	-100	Research Defcon Buy	-10.59%	-13.72%	AAA	-33
2025/02/20	2.642	No Trade	No Trade	88.05%	100	Research	-170	-98	Research Defcon Buy	-9.64%	-12.39%	AAA	-32
2025/02/21	2.663	No Trade	No Trade	81.56%	90	Research	-170	-98	Research Defcon Buy	-8.93%	-10.82%	AAA	-29
2025/02/24	2.690	Buy_Panda_ST	Buy_Panda_ST	73.09%	75	Research	-170	-97	Research Defcon Buy	-8.00%	-10.47%	AA	-24
2025/02/25	2.746	Buy_Panda_ST	Buy_Panda_ST	55.74%	50	Research	-170	0	Absolutely no Trade	-6.10%	-9.09%	C	-21
2025/02/26	2.757	Buy_Panda_ST	Buy_Panda_ST	52.46%	0	Absolutely No	0	0	Absolutely no Trade	-5.74%	-8.65%	C	-15
2025/02/27	2.827	No Trade	No Trade	30.53%	0	Absolutely No	0	0	Absolutely no Trade	-3.34%	-6.47%	C	-9
2025/02/28	2.833	No Trade	No Trade	28.83%	0	Absolutely No	0	0	Absolutely no Trade	-3.16%	-6.51%	C	-4
2025/03/03	2.850	No Trade	No Trade	23.44%	0	Absolutely No	0	0	Absolutely no Trade	-2.57%	-6.22%	C	1
2025/03/04	2.870	No Trade	No Trade	17.43%	0	Absolutely No	0	0	Absolutely no Trade	-1.91%	-5.27%	C	6
2025/03/05	2.852	No Trade	No Trade	23.15%	0	Absolutely No	0	0	Absolutely no Trade	-2.54%	-5.35%	C	11
2025/03/06	2.851	No Trade	No Trade	23.47%	0	Absolutely No	0	0	Absolutely no Trade	-2.57%	-6.33%	C	13
2025/03/07	2.849	No Trade	No Trade	23.95%	0	Absolutely No	0	0	Absolutely no Trade	-2.62%	-6.31%	C	14
2025/03/10	2.883	No Trade	No Trade	13.47%	0	Absolutely No	0	0	Absolutely no Trade	-1.48%	-4.85%	C	17
2025/03/11	2.943	No Trade	No Trade	7.73%	0	Absolutely No	0	0	Absolutely no Trade	0.57%	-3.83%	C	20
2025/03/12	2.935	No Trade	No Trade	3.98%	0	Absolutely No	0	0	Absolutely no Trade	0.29%	-4.90%	C	23
2025/03/13	2.994	No Trade	No Trade	31.36%	0	Absolutely No	0	90	Research Defon Sell	2.30%	-2.92%	C	24
2025/03/14	2.996	No Trade	No Trade	32.31%	0	Absolutely No	0	90	Research Defon Sell	2.37%	-4.03%	C	27
2025/03/17	2.999	No Trade	No Trade	33.25%	0	Absolutely No	0	90	Research Defon Sell	2.44%	-3.87%	C	29
2025/03/18	2.975	No Trade	No Trade	22.16%	0	Absolutely No	0	90	Research Defon Sell	1.62%	-4.77%	C	31



Date	9 day	9 vs 21 day	33 day
2025/01/29	Sell_9day	Sell 9 vs 21	Sell 33_Day
2025/01/30	Sell_9day	Sell 9 vs 21	Sell 33_Day
2025/01/31	Sell_9day	Sell 9 vs 21	Sell 33_Day
2025/02/03	Sell_9day	Sell 9 vs 21	Sell 33_Day
2025/02/04	Sell_9day	Sell 9 vs 21	Sell 33_Day
2025/02/05	Sell_9day	Sell 9 vs 21	Sell 33_Day
2025/02/06	Sell_9day	Sell 9 vs 21	Sell 33_Day
2025/02/07	Sell_9day	Sell 9 vs 21	Sell 33_Day
2025/02/10	Sell_9day	Sell 9 vs 21	Sell 33_Day
2025/02/11	Buy_9day	Sell 9 vs 21	Sell 33_Day
2025/02/12	Sell_9day	Sell 9 vs 21	Sell 33_Day
2025/02/13	Buy_9day	Sell 9 vs 21	Sell 33_Day
2025/02/14	Sell_9day	Sell 9 vs 21	Sell 33_Day
2025/02/17	Sell_9day	Sell 9 vs 21	Sell 33_Day
2025/02/18	Sell_9day	Sell 9 vs 21	Sell 33_Day
2025/02/19	Sell_9day	Sell 9 vs 21	Sell 33_Day
2025/02/20	Buy_9day	Sell 9 vs 21	Sell 33_Day
2025/02/21	Buy_9day	Sell 9 vs 21	Sell 33_Day
2025/02/24	Buy_9day	Sell 9 vs 21	Sell 33_Day
2025/02/25	Buy_9day	Sell 9 vs 21	Buy 33_Day
2025/02/26	Buy_9day	Buy 9 vs 21	Buy 33_Day
2025/02/27	Buy_9day	Buy 9 vs 21	Buy 33_Day
2025/02/28	Buy_9day	Buy 9 vs 21	Buy 33_Day
2025/03/03	Buy_9day	Buy 9 vs 21	Buy 33_Day
2025/03/04	Buy_9day	Buy 9 vs 21	Buy 33_Day
2025/03/05	Buy_9day	Buy 9 vs 21	Buy 33_Day
2025/03/06	Buy_9day	Buy 9 vs 21	Buy 33_Day
2025/03/07	Buy_9day	Buy 9 vs 21	Buy 33_Day
2025/03/10	Buy_9day	Buy 9 vs 21	Buy 33_Day
2025/03/11	Buy_9day	Buy 9 vs 21	Buy 33_Day
2025/03/12	Buy_9day	Buy 9 vs 21	Buy 33_Day
2025/03/13	Buy_9day	Buy 9 vs 21	Buy 33_Day
2025/03/14	Buy_9day	Buy 9 vs 21	Buy 33_Day
2025/03/17	Buy_9day	Buy 9 vs 21	Buy 33_Day
2025/03/18	Buy_9day	Buy 9 vs 21	Buy 33_Day



Caterpillar Guidance	Trade
(+) : Mom Days	0
(-) : Mom Days	0
Guided : Factor	9 vs 21 day
324_Buy Guidance	0.0%
324_Sell Guidance	85.1%
Mom_75 (days)	-4.8%
9 vs 21 day	3.83%
Price vs 9 day	1.33%

MBG.ETR

Follow the " 3day to 5day waiting period " before entering the trade : understand the Graph, Trend and Variables

RMS.PAR

Plan your enrty levels. Focus on the process not the outcome. Expect further short-term deviation from the trade signal. "Patience"

B Mercedes-Benz Group Ag
u Consumer Discretionary
y Automobiles & Parts

Germany

Market Cap : (B)

49 810

Hermes International

Consumer Discretionary

Personal & Household Goods

France

Market Cap : (B)

211 556

-2.144

-103.529

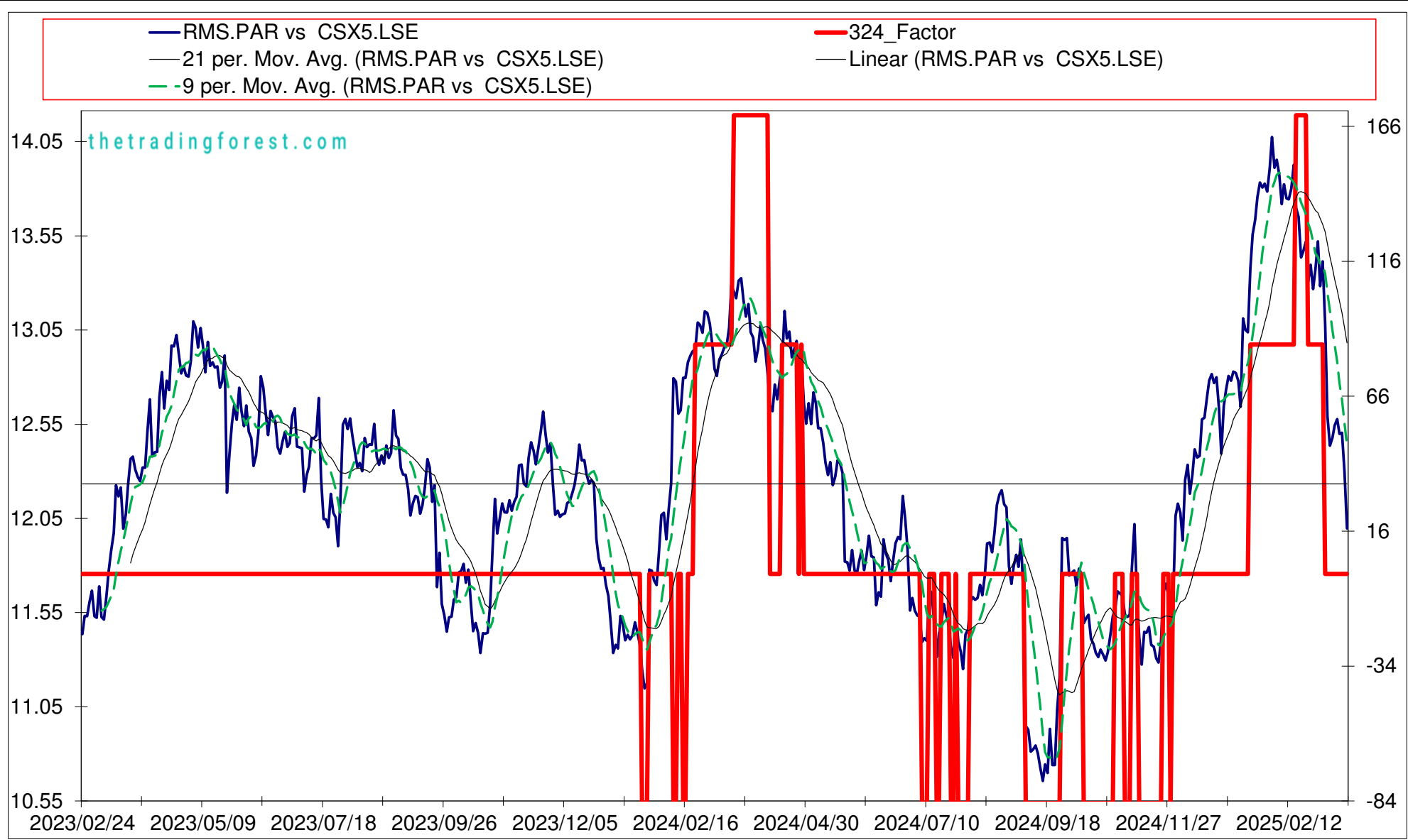
48.298

Date	Price or Relative Price	Short_Term_ Radar	Medium_ Term_Radar	Caterpillar_ %	Wise_ Owl(Rnk)	324_Factor	Factor_324	Defcon _Index	Defcon _Index_Trade	Margin of Safety	75_Day_Mom	Trade_Rating (Guidance)	Trendsum
2025/01/22	0.021	No Trade	No Trade	73.90%	50	Research	-85	-100	Research Defcon Buy	-10.64%	-18.95%	A	-19
2025/01/23	0.021	No Trade	No Trade	82.39%	50	Research	-85	-100	Research Defcon Buy	-11.86%	-21.24%	A	-20
2025/01/24	0.021	No Trade	No Trade	76.49%	50	Research	-85	-99	Research Defcon Buy	-11.01%	-20.05%	A	-23
2025/01/27	0.022	No Trade	No Trade	65.62%	50	Research	-85	-98	Research Defcon Buy	-9.45%	-17.82%	B	-28
2025/01/28	0.022	No Trade	No Trade	51.96%	50	Research	-85	-96	Research Defcon Buy	-7.48%	-18.10%	B	-29
2025/01/29	0.022	Buy_Panda_ST	No Trade	56.18%	50	Research	-85	-96	Research Defcon Buy	-8.09%	-19.10%	B	-29
2025/01/30	0.022	Buy_Panda_ST	No Trade	53.26%	50	Research	-85	-96	Research Defcon Buy	-7.67%	-19.15%	B	-26
2025/01/31	0.021	No Trade	No Trade	67.63%	50	Research	-85	-98	Research Defcon Buy	-9.74%	-20.86%	B	-22
2025/02/03	0.021	No Trade	No Trade	80.79%	50	Research	-85	-100	Research Defcon Buy	-11.63%	-23.77%	A	-23
2025/02/04	0.021	No Trade	No Trade	75.59%	50	Research	-85	-99	Research Defcon Buy	-10.88%	-23.64%	A	-24
2025/02/05	0.021	No Trade	No Trade	85.03%	50	Research	-85	-100	Research Defcon Buy	-12.24%	-24.37%	A	-25
2025/02/06	0.021	No Trade	No Trade	81.07%	50	Research	-85	-99	Research Defcon Buy	-11.67%	-23.99%	A	-26
2025/02/07	0.021	No Trade	No Trade	77.64%	50	Research	-85	-99	Research Defcon Buy	-11.18%	-24.15%	B	-27
2025/02/10	0.021	No Trade	No Trade	74.87%	50	Research	-85	-99	Research Defcon Buy	-10.78%	-24.77%	B	-31
2025/02/11	0.021	No Trade	No Trade	80.87%	50	Research	-85	-100	Research Defcon Buy	-11.65%	-25.63%	A	-32
2025/02/12	0.021	No Trade	No Trade	71.82%	50	Research	-85	-99	Research Defcon Buy	-10.34%	-24.58%	B	-31
2025/02/13	0.021	Buy_Panda_ST	No Trade	68.26%	50	Research	-85	-98	Research Defcon Buy	-9.83%	-22.61%	B	-26
2025/02/14	0.022	Buy_Panda_ST	Buy_Panda_ST	55.36%	50	Research	-85	-96	Research Defcon Buy	-7.97%	-19.99%	B	-20
2025/02/17	0.022	Buy_Panda_ST	Buy_Panda_ST	44.16%	0	Research	-85	0	Absolutely no Trade	-6.36%	-17.76%	C	-15
2025/02/18	0.022	No Trade	No Trade	35.99%	0	Absolutely No	0	0	Absolutely no Trade	-5.18%	-16.96%	C	-10
2025/02/19	0.022	No Trade	No Trade	26.46%	0	Absolutely No	0	0	Absolutely no Trade	-3.81%	-16.66%	C	-5
2025/02/20	0.022	No Trade	No Trade	44.98%	50	Research	-85	-95	Research Defcon Buy	-6.48%	-19.04%	B	-1
2025/02/21	0.021	No Trade	No Trade	57.97%	50	Research	-85	-97	Research Defcon Buy	-8.35%	-21.39%	B	-1
2025/02/24	0.022	No Trade	No Trade	31.12%	0	Absolutely No	0	0	Absolutely no Trade	-4.48%	-17.45%	C	0
2025/02/25	0.023	No Trade	No Trade	17.61%	0	Absolutely No	0	0	Absolutely no Trade	-2.54%	-10.22%	C	4
2025/02/26	0.022	No Trade	No Trade	29.79%	0	Absolutely No	0	0	Absolutely no Trade	-4.29%	-11.41%	C	7
2025/02/27	0.022	No Trade	No Trade	33.02%	0	Absolutely No	0	0	Absolutely no Trade	-4.75%	-12.77%	C	8
2025/02/28	0.022	No Trade	No Trade	40.40%	0	Absolutely No	0	-95	Research Defcon Buy	-5.82%	-15.26%	C	10
2025/03/03	0.022	No Trade	No Trade	23.81%	0	Absolutely No	0	0	Absolutely no Trade	-3.43%	-15.32%	C	10
2025/03/04	0.022	No Trade	No Trade	35.72%	0	Absolutely No	0	0	Absolutely no Trade	-5.14%	-15.00%	C	11
2025/03/05	0.023	No Trade	No Trade	14.75%	0	Absolutely No	0	0	Absolutely no Trade	-2.01%	-12.40%	C	12
2025/03/06	0.024	No Trade	No Trade	27.10%	0	Absolutely No	0	0	Absolutely no Trade	3.38%	-8.57%	C	13
2025/03/07	0.024	No Trade	No Trade	44.47%	0	Absolutely No	0	0	Absolutely no Trade	5.54%	-8.87%	C	15
2025/03/10	0.025	No Trade	No Trade	64.82%	0	Absolutely No	0	0	Absolutely no Trade	8.08%	-6.28%	C	18
2025/03/11	0.025	No Trade	No Trade	67.80%	0	Absolutely No	0	0	Absolutely no Trade	8.45%	-5.71%	C	20
2025/03/12	0.024	No Trade	No Trade	48.61%	0	Absolutely No	0	0	Absolutely no Trade	6.06%	-7.01%	C	23
2025/03/13	0.024	No Trade	No Trade	49.12%	0	Absolutely No	0	0	Absolutely no Trade	6.12%	-6.47%	C	25
2025/03/14	0.024	No Trade	No Trade	42.66%	0	Absolutely No	0	0	Absolutely no Trade	5.32%	-5.98%	C	27
2025/03/17	0.024	No Trade	No Trade	50.70%	0	Research	85	0	Absolutely no Trade	6.32%	-5.22%	C	26
2025/03/18	0.025	No Trade	No Trade	80.78%	30	Research	85	73	Absolutely no Trade	10.07%	-2.28%	C	27



Date	9 day	9 vs 21 day	33 day
2025/01/29	Buy_9day	Sell 9 vs 21	Sell 33_Day
2025/01/30	Buy_9day	Sell 9 vs 21	Sell 33_Day
2025/01/31	Sell_9day	Sell 9 vs 21	Sell 33_Day
2025/02/03	Sell_9day	Sell 9 vs 21	Sell 33_Day
2025/02/04	Sell_9day	Sell 9 vs 21	Sell 33_Day
2025/02/05	Sell_9day	Sell 9 vs 21	Sell 33_Day
2025/02/06	Sell_9day	Sell 9 vs 21	Sell 33_Day
2025/02/07	Sell_9day	Sell 9 vs 21	Sell 33_Day
2025/02/10	Sell_9day	Sell 9 vs 21	Sell 33_Day
2025/02/11	Sell_9day	Sell 9 vs 21	Sell 33_Day
2025/02/12	Buy_9day	Sell 9 vs 21	Sell 33_Day
2025/02/13	Buy_9day	Sell 9 vs 21	Sell 33_Day
2025/02/14	Buy_9day	Sell 9 vs 21	Sell 33_Day
2025/02/17	Buy_9day	Sell 9 vs 21	Sell 33_Day
2025/02/18	Buy_9day	Sell 9 vs 21	Buy 33_Day
2025/02/19	Buy_9day	Buy 9 vs 21	Buy 33_Day
2025/02/20	Buy_9day	Buy 9 vs 21	Sell 33_Day
2025/02/21	Sell_9day	Buy 9 vs 21	Sell 33_Day
2025/02/24	Buy_9day	Buy 9 vs 21	Buy 33_Day
2025/02/25	Buy_9day	Buy 9 vs 21	Buy 33_Day
2025/02/26	Buy_9day	Buy 9 vs 21	Buy 33_Day
2025/02/27	Sell_9day	Buy 9 vs 21	Buy 33_Day
2025/02/28	Sell_9day	Buy 9 vs 21	Buy 33_Day
2025/03/03	Buy_9day	Buy 9 vs 21	Buy 33_Day
2025/03/04	Sell_9day	Buy 9 vs 21	Buy 33_Day
2025/03/05	Buy_9day	Buy 9 vs 21	Buy 33_Day
2025/03/06	Buy_9day	Buy 9 vs 21	Buy 33_Day
2025/03/07	Buy_9day	Buy 9 vs 21	Buy 33_Day
2025/03/10	Buy_9day	Buy 9 vs 21	Buy 33_Day
2025/03/11	Buy_9day	Buy 9 vs 21	Buy 33_Day
2025/03/12	Buy_9day	Buy 9 vs 21	Buy 33_Day
2025/03/13	Buy_9day	Buy 9 vs 21	Buy 33_Day
2025/03/14	Buy_9day	Buy 9 vs 21	Buy 33_Day
2025/03/17	Buy_9day	Buy 9 vs 21	Buy 33_Day
2025/03/18	Buy_9day	Buy 9 vs 21	Buy 33_Day

Strategy Universe		Euro_Europe_STOXX50_Pairs		Ascendant guidance		Research		Strategy_Open Date		2025/02/13		Caterpillar Guidance		Research	
		— MBG.ETR - - - 21 per. Mov. Avg. (MBG.ETR) — Linear (MBG.ETR)				— RMS.PAR - - - 21 per. Mov. Avg. (RMS.PAR) — Linear (RMS.PAR)								(+): Mom Days	
														(-): Mom Days	
														Guided: Factor	
														324_Buy Guidance	
														324_Sell Guidance	
														Mom_75 (days)	
														9 vs 21 day	
														Price vs 9 day	



Date	9 day	9 vs 21 day	33 day
2025/01/29	Buy_9day	Buy 9 vs 21	Buy 33_Day
2025/01/30	Buy_9day	Buy 9 vs 21	Buy 33_Day
2025/01/31	Buy_9day	Buy 9 vs 21	Buy 33_Day
2025/02/03	Buy_9day	Buy 9 vs 21	Buy 33_Day
2025/02/04	Buy_9day	Buy 9 vs 21	Buy 33_Day
2025/02/05	Buy_9day	Buy 9 vs 21	Buy 33_Day
2025/02/06	Sell_9day	Buy 9 vs 21	Buy 33_Day
2025/02/07	Sell_9day	Buy 9 vs 21	Buy 33_Day
2025/02/10	Sell_9day	Buy 9 vs 21	Buy 33_Day
2025/02/11	Sell_9day	Buy 9 vs 21	Buy 33_Day
2025/02/12	Sell_9day	Buy 9 vs 21	Buy 33_Day
2025/02/13	Sell_9day	Buy 9 vs 21	Buy 33_Day
2025/02/14	Buy_9day	Buy 9 vs 21	Buy 33_Day
2025/02/17	Sell_9day	Buy 9 vs 21	Buy 33_Day
2025/02/18	Sell_9day	Sell 9 vs 21	Buy 33_Day
2025/02/19	Sell_9day	Sell 9 vs 21	Sell 33_Day
2025/02/20	Sell_9day	Sell 9 vs 21	Sell 33_Day
2025/02/21	Sell_9day	Sell 9 vs 21	Buy 33_Day
2025/02/24	Sell_9day	Sell 9 vs 21	Sell 33_Day
2025/02/25	Sell_9day	Sell 9 vs 21	Sell 33_Day
2025/02/26	Sell_9day	Sell 9 vs 21	Sell 33_Day
2025/02/27	Sell_9day	Sell 9 vs 21	Sell 33_Day
2025/02/28	Buy_9day	Sell 9 vs 21	Sell 33_Day
2025/03/03	Sell_9day	Sell 9 vs 21	Sell 33_Day
2025/03/04	Buy_9day	Sell 9 vs 21	Sell 33_Day
2025/03/05	Sell_9day	Sell 9 vs 21	Sell 33_Day
2025/03/06	Sell_9day	Sell 9 vs 21	Sell 33_Day
2025/03/07	Sell_9day	Sell 9 vs 21	Sell 33_Day
2025/03/10	Sell_9day	Sell 9 vs 21	Sell 33_Day
2025/03/11	Sell_9day	Sell 9 vs 21	Sell 33_Day
2025/03/12	Sell_9day	Sell 9 vs 21	Sell 33_Day
2025/03/13	Sell_9day	Sell 9 vs 21	Sell 33_Day
2025/03/14	Sell_9day	Sell 9 vs 21	Sell 33_Day
2025/03/17	Sell_9day	Sell 9 vs 21	Sell 33_Day
2025/03/18	Sell_9day	Sell 9 vs 21	Sell 33_Day

Strategy Universe

Rel vs Europe SX50

Ascendant guidance

Trade

Strategy_Open Date

2025/02/13

Caterpillar Guidance

Trade

RMS.PAR

21 per. Mov. Avg. (RMS.PAR)

Linear (RMS.PAR)

CSX5.LSE

21 per. Mov. Avg. (CSX5.LSE)

Linear (CSX5.LSE)

(+) : Mom Days

0

(-) : Mom Days

0

Guided : Factor

9 vs 21 day

324_Buy Guidance

87.4%

324_Sell Guidance

0.0%

Mom_75 (days)

3.0%

9 vs 21 day

-4.21%

Price vs 9 day

-3.54%

DVN.NYS

B
u
y

Devon Energy

Energy

Oil, Gas & Consumable Fuels

New York

Market Cap : (B)

25 915

CTRA.NYS

Coterra

Energy

Oil, Gas & Consumable Fuels

New York

Market Cap : (B)

20 353

Follow the " 3day to 5day waiting period " before entering the trade : understand the Graph, Trend and Variables

Plan your enrty levels. Focus on the process not the outcome. Expect further short-term deviation from the trade signal. "Patience"

-2.133														-89.422														41.933															
Date	Price or Relative Price	Short_Term_ Radar	Medium_ Term_Radar	Caterpillar_ %	Wise_ Owl(Rnk)	324_Factor	Factor_324	Defcon _Index	Defcon _Index_Trade	Margin of Safety	75_Day_Mom	Trade_Rating (Guidance)	Trendsum																														
2025/01/22	1.249	No Trade	No Trade	72.17%	50	Research	-85	-100	Research Defcon Buy	-12.67%	-26.09%	A	-16																														
2025/01/23	1.247	No Trade	No Trade	79.66%	50	Research	-85	-100	Research Defcon Buy	-12.77%	-26.89%	A	-17																														
2025/01/24	1.239	No Trade	No Trade	84.22%	50	Research	-85	-100	Research Defcon Buy	-13.25%	-28.29%	A	-17																														
2025/01/27	1.269	No Trade	No Trade	69.32%	50	Research	-85	-98	Research Defcon Buy	-10.91%	-25.59%	B	-16																														
2025/01/28	1.250	No Trade	No Trade	77.47%	50	Research	-85	-99	Research Defcon Buy	-12.19%	-27.42%	A	-17																														
2025/01/29	1.242	No Trade	No Trade	80.73%	50	Research	-85	-100	Research Defcon Buy	-12.70%	-28.98%	A	-20																														
2025/01/30	1.235	No Trade	No Trade	83.52%	50	Research	-85	-100	Research Defcon Buy	-13.14%	-28.47%	A	-23																														
2025/01/31	1.230	No Trade	No Trade	85.04%	50	Research	-85	-100	Research Defcon Buy	-13.38%	-29.96%	A	-25																														
2025/02/03	1.204	No Trade	No Trade	95.57%	50	Research	-85	-100	Research Defcon Buy	-15.04%	-29.62%	A	-26																														
2025/02/04	1.228	No Trade	No Trade	84.19%	50	Research	-85	-98	Research Defcon Buy	-13.25%	-28.36%	B	-27																														
2025/02/05	1.214	No Trade	No Trade	89.97%	50	Research	-85	-99	Research Defcon Buy	-14.16%	-27.99%	A	-28																														
2025/02/06	1.220	No Trade	No Trade	86.79%	50	Research	-85	-99	Research Defcon Buy	-13.65%	-28.64%	B	-28																														
2025/02/07	1.211	No Trade	No Trade	90.57%	50	Research	-85	-99	Research Defcon Buy	-14.25%	-28.10%	A	-29																														
2025/02/10	1.203	No Trade	No Trade	92.53%	60	Research	-85	-100	Research Defcon Buy	-14.56%	-29.54%	A	-32																														
2025/02/11	1.231	No Trade	No Trade	79.79%	50	Research	-85	-98	Research Defcon Buy	-12.55%	-26.25%	B	-33																														
2025/02/12	1.233	Buy_Panda_ST	No Trade	78.41%	50	Research	-85	-98	Research Defcon Buy	-12.34%	-25.16%	B	-32																														
2025/02/13	1.240	Buy_Panda_ST	No Trade	74.45%	50	Research	-85	-97	Research Defcon Buy	-11.71%	-24.52%	B	-30																														
2025/02/14	1.259	Buy_Panda_ST	Buy_Panda_ST	65.64%	50	Research	-85	-95	Research Defcon Buy	-10.33%	-22.50%	B	-28																														
2025/02/17	1.259	Buy_Panda_ST	Buy_Panda_ST	64.20%	75	Research	-170	-95	Research Defcon Buy	-10.10%	-21.42%	AA	-23																														
2025/02/18	1.251	Buy_Panda_ST	Buy_Panda_ST	67.40%	75	Research	-170	-96	Research Defcon Buy	-10.60%	-21.31%	AA	-19																														
2025/02/19	1.310	Buy_Panda_ST	Buy_Panda_ST	40.72%	0	Research	-85	0	Absolutely no Trade	-6.32%	-19.02%	C	-15																														
2025/02/20	1.339	Buy_Panda_ST	Buy_Panda_ST	27.21%	0	Absolutely No	0	0	Absolutely no Trade	-4.09%	-20.62%	C	-12																														
2025/02/21	1.332	No Trade	No Trade	30.10%	0	Absolutely No	0	0	Absolutely no Trade	-4.53%	-21.49%	C	-7																														
2025/02/24	1.333	No Trade	No Trade	27.93%	0	Absolutely No	0	0	Absolutely no Trade	-4.20%	-20.96%	C	-5																														
2025/02/25	1.310	No Trade	No Trade	38.39%	0	Absolutely No	0	0	Absolutely no Trade	-5.77%	-19.61%	C	-1																														
2025/02/26	1.320	No Trade	No Trade	33.43%	0	Absolutely No	0	0	Absolutely no Trade	-5.03%	-17.17%	C	-1																														
2025/02/27	1.359	No Trade	No Trade	14.02%	0	Absolutely No	0	0	Absolutely no Trade	-2.11%	-14.06%	C	2																														
2025/02/28	1.342	No Trade	No Trade	21.67%	0	Absolutely No	0	0	Absolutely no Trade	-3.26%	-12.48%	C	6																														
2025/03/03	1.309	No Trade	No Trade	35.71%	0	Absolutely No	0	0	Absolutely no Trade	-5.37%	-13.90%	C	7																														
2025/03/04	1.294	No Trade	No Trade	42.60%	0	Research	-85	0	Absolutely no Trade	-6.41%	-15.27%	C	7																														
2025/03/05	1.290	No Trade	No Trade	44.12%	0	Research	-85	0	Absolutely no Trade	-6.63%	-16.72%	C	5																														
2025/03/06	1.328	No Trade	No Trade	25.25%	0	Absolutely No	0	0	Absolutely no Trade	-3.80%	-11.72%	C	2																														
2025/03/07	1.330	No Trade	No Trade	23.41%	0	Absolutely No	0	0	Absolutely no Trade	-3.52%	-10.37%	C	1																														
2025/03/10	1.279	No Trade	No Trade	46.67%	0	Research	-85	0	Absolutely no Trade	-7.02%	-11.31%	C	-1																														
2025/03/11	1.280	No Trade	No Trade	45.53%	0	Research	-85	0	Absolutely no Trade	-6.85%	-10.32%	C	-3																														
2025/03/12	1.276	No Trade	No Trade	46.92%	0	Research	-85	0	Absolutely no Trade	-7.06%	-9.51%	C	-6																														
2025/03/13	1.265	No Trade	No Trade	52.00%	0	Research	-85	0	Absolutely no Trade	-7.82%	-11.43%	C	-10																														
2025/03/14	1.250	No Trade	No Trade	58.34%	50	Research	-85	-96	Research Defcon Buy	-8.77%	-11.81%	C	-12																														
2025/03/17	1.247	No Trade	No Trade	58.54%	50	Research	-85	-96	Research Defcon Buy	-8.80%	-11.46%	C	-14																														
2025/03/18	1.229	No Trade	No Trade	66.49%	50	Research	-85	-98	Research Defcon Buy	-10.00%	-13.32%	C	-16																														

