


Wednesday, 19 March 2025

# Daily TradeGuidance



Date	Code_A	Code_B	Strategy	Factor_324	Defcon_ Index	Mom_75 (days)	Wise_Owl	Wise_Owl (Rnk)	Name of Instrument	Caterpillar_ Guidance	Trade_Rating (Guidance)
2025/02/12	ETR.NYS	XLU.ARC	Relative	170	99	24.05%	360	75	Entergy _ vs _SPDR : Utilities ETF	Research	_ Sell
2025/02/12	DLG.LSE	Price	Individual	170	99	54.85%	370	90	Direct Line Insurance Group Plc	Trade	_ Sell
2025/02/12	ESLT.TAE	Price	Individual	170	98	33.10%	380	90	ELBIT SYSTEMS	Research	_ Sell
2025/02/12	CFR.SWX	HLN.LSE	Pairs	170	96	35.02%	370	90	Compagnie Financiere Richemont Sa _ vs _ Haleon Plc	Trade	_ Sell
2025/02/12	RMS.PAR	ULVR.LSE	Pairs	170	94	33.44%	375	90	Hermes International _ vs _ Unilever Plc	Trade	_ Sell
2025/02/12	DTE.ETR	TEF.MAD	Pairs	170	98	25.24%	380	90	Deutsche Telekom N Ag _ vs _ Telefonica S.A	Research	_ Sell
2025/02/11	GD.NYS	XAR.ARC	Relative	-170	-99	-22.24%	370	90	General Dynamics _ vs _SPDR : Aerospace & Defense ETF	Trade	_ Buy
2025/02/11	ABI.BRU	AI.PAR	Pairs	-170	-98	-19.00%	370	90	Anheuser Busch Inbev _ vs _ Air Liquide S.A	Apply Caution	_ Buy
2025/02/07	MCD.NYS	MDLZ.NAS	Pairs	170	98	12.62%	360	75	McDonald's Corporation _ vs _ Mondelez International	Research	_ Sell
2025/02/05	ES.NYS	EVRG.NAS	Pairs	-170	-98	-15.70%	380	90	Eversource Energy _ vs _ Evergy Inc.	Research	_ Buy
2025/02/05	ABI.BRU	BN.PAR	Pairs	-170	-98	-23.09%	360	75	Anheuser Busch Inbev _ vs _ Danone Sa	Research	_ Buy
2025/02/05	DG.PAR	GLE.PAR	Pairs	-170	-98	-25.16%	380	90	Vinci Sa _ vs _ Société Générale Sa	Research	_ Buy
2025/02/05	EOAN.ETR	GLE.PAR	Pairs	-170	-98	-33.90%	370	90	E. On Se _ vs _ Société Générale Sa	Trade	_ Buy
2025/02/05	GLE.PAR	TEF.MAD	Pairs	170	98	48.48%	370	90	Société Générale Sa _ vs _ Telefonica S.A	Trade	_ Sell
2025/02/05	BIM.PAR	EXV4.ETR	Relative	170	98	14.27%	380	90	Biomerieux Sa vs iShares : Health Care	Research	_ Sell
2025/02/04	CB.NYS	XLF.ARC	Relative	-170	-99	-13.77%	380	90	Chubb Limited _ vs _SPDR : Financial ETF	Research	_ Buy
2025/02/04	DIE.BRU	IMCD.AMS	Pairs	-170	-98	-16.44%	370	90	D'Ieteren Sa _ vs _ Imerys S.A.	Trade	_ Buy
2025/02/04	UMG.AMS	VIV.PAR	Pairs	170	98	34.24%	370	90	Universal Music Group Nv _ vs _ Vivendi Se	Trade	_ Sell
2025/02/04	ABI.BRU	AIR.PAR	Pairs	-170	-98	-35.67%	390	90	Anheuser Busch Inbev _ vs _ Airbus Se	Trade	_ Buy
2025/02/04	AI.PAR	GLE.PAR	Pairs	-170	-99	-26.51%	390	90	Air Liquide S.A _ vs _ Société Générale Sa	Trade	_ Buy

Wednesday, 19 March 2025				Daily TradeGuidance					 THE TRADINGFOREST thetradingforest.com		
Date	Code_A	Code_B	Strategy	Factor_324	Defcon_ Index	Mom_75 (days)	Wise_Owl	Wise_Owl (Rnk)	Name of Instrument	Caterpillar_ Guidance	Trade_Rating (Guidance)
2025/02/04	SREN.SWX	EXH5.ETR	Relative	170	99	13.81%	360	75	Swiss Re Ag vs iShares :Insurance	Research	_ Sell
2025/02/03	AGS.BRU	SREN.SWX	Pairs	-170	-98	-15.31%	340	75	Ageas SA/NV -Insurance _ vs _ Swiss Re AG - Insurance	Apply Caution	_ Buy
2025/02/03	SREN.SWX	ZURN.SWX	Pairs	170	98	12.00%	360	75	Swiss Re AG -Insurance _ vs _ Zurich Group AG - Insurance	Apply Caution	_ Sell
2025/02/03	HOLN.SWX	HEI.ETR	Pairs	-170	-99	-22.29%	370	90	Holcim Ltd _ vs _ Heidelberg Cement Ag	Trade	_ Buy
2025/02/03	ABI.BRU	ALV.ETR	Pairs	-170	-98	-24.48%	380	90	Anheuser Busch Inbev _ vs _ Allianz Se	Research	_ Buy
2025/01/31	CB.NYS	L.NYS	Pairs	-170	-98	-11.46%	360	75	Chubb Limited _ vs _ Loews Corporation	Research	_ Buy
2025/01/31	ED.NYS	WEC.NYS	Pairs	-170	-98	-11.74%	380	90	Consolidated Edison _ vs _ WEC Energy Group	Research	_ Buy
2025/01/31	ES.NYS	AEE.NYS	Pairs	-170	-98	-16.55%	380	90	Eversource Energy _ vs _ Ameren	Research	_ Buy
2025/01/31	XLP.ARC	XLY.ARC	Pairs	-170	-98	-18.06%	370	90	Consumer Staples _ vs _ Consumer Discretionary	Trade	_ Buy
2025/01/31	DIE.BRU	PST.MTA	Pairs	-170	-98	-26.71%	390	90	D'Ieteren Sa _ vs _ Poste Italiane S.P.A	Trade	_ Buy
2025/01/31	DIE.BRU	REN.AMS	Pairs	-170	-98	-25.18%	370	90	D'Ieteren Sa _ vs _ Relx	Trade	_ Buy
2025/01/31	ELE.MAD	RED.MAD	Pairs	170	99	15.08%	390	90	Endesa S.A. _ vs _ Red Electrica Corporacion S.A.	Trade	_ Sell
2025/01/31	SGO.PAR	HEI.ETR	Pairs	-170	-99	-21.29%	400	100	Compagnie De Saint-Gobain S.A. _ vs _ Heidelberg Cement Ag	Trade	_ Buy
2025/01/31	ABI.BRU	CSX5.LSE	Relative	-170	-98	-23.99%	380	90	Anheuser Busch Inbev vs Euro SX50 Index	Research	_ Buy
2025/01/30	FIS.NYS	FLT.NYS	Pairs	-170	-96	-17.14%	390	90	Fidelity National Information Services _ vs _ Fleetcor	Trade	_ Buy
2025/01/30	REGN.NAS	QQQ.NAS	Relative	-170	-98	-36.56%	370	90	Regeneron vs Nasday 100 Index	Trade	_ Buy
2025/01/30	NN.AMS	SREN.SWX	Pairs	-170	-96	-18.59%	360	75	NN Group N.V. -Insurance _ vs _ Swiss Re AG - Insurance	Research	_ Buy
2025/01/30	TEF.MAD	EXV2.ETR	Relative	-170	-98	-13.80%	390	90	Telefonica S.A vs iShares : Telecommunications	Research	_ Buy
2025/01/29	FIS.NYS	RJF.NYS	Pairs	-170	-98	-31.31%	390	90	Fidelity National Information Services _ vs _ Raymond James	Trade	_ Buy
2025/01/29	CL.NYS	CHD.NYS	Pairs	-170	-93	-15.28%	375	90	Colgate-Palmolive _ vs _ Church & Dwight	Trade	_ Buy

# Guidance to understanding our "Proprietary Signals and Reports"



Our Trading Reports are comprehensive and detailed - visit our Educational Library of videos at "[TheTradingForest.com](https://www.thetradingforest.com)" [for premium members] for a detailed explanation of our approach to trading.

## Summary of our Analysis

### Contribution to the Trade Decision

#### Guided Factor

This places the time frame of the current trade into perspective - our leading indicators have brought this trade to your attention. You will be guided by the 9day vs 21day, 33 day and 66 day. **From a practical perspective once you see a "guided factor of either a 33 day or 66 day" you actually relax and plan your trade !**

#### Ascendant Guidance

There are two forms of "Risk" - **Uncertainty** and **Exposure** ! The Ascendant Guidance focuses on the uncertainty part of the trade. We recommend that until a trader understands their own risk tolerance level only trades with an Ascendant Guidance levels of **Trade** and or **Research** are considered.

#### Wise\_Owl (Rnk)

Focus on "**Wise\_Owl(Rnk)**" levels of closer to 90 & 100 - the "**Wise\_Owl(Rnk)**" needed to have a value of **90** and above at least within the last five to seven trading days of the "trade alert signal - panda signals".

#### Trade\_Rating Guidance

There is no substitute for **Quality** - only consider Trades with a "**Trade\_rating (Guidance)**" of **AA** & **AAA** within the last five to 7 trading days of the "**trade alert signal - panda signals**".

# Guidance to understanding our "Proprietary Signals and Reports"



Defcon\_Index



Get a decent understanding of the "**current form**" of the variable - how close are the values to either the minimum or maxim values. Be guided by the "**Defcon\_Index**". Values of **> 95 are recommended for Sell Signals** and Values of **<-95 are recommended for Buy signals**.

324\_Factor



Manipulate the "**odds in your favour**" - Search and Research the trades that have a 324\_Factor of **+170 for a sell signal** and **- 170 for a buy signal**.

Margin of Safety and  
75\_Day\_  
Mom



Reaching the pinnacle of any challenge is about "small margins" and making the correct informed decisions. The relationship between the "**Margin of Safety**" and "**75\_Day\_Mom**" allows us to review the trade from a performance and risk perspective.

Understanding the  
"short-term noise"



Is the current "**Trend**" still intact ? Or can we : be guided by the "**Trendsum**" to start analysing technical indicators. Look for a declining "**Trendsum**" for a **sell signal** and an increasing value of the "Trendsum" for a **buy signal**.

Let's talk about  
Technicals



Once you are confident that you have a decent understanding of all the variables, use the "**Guided\_Factor**" as a "compass" in finding your true north in selecting the timing of your open strategy by selecting appropriate **shorter-term technical indicators**.



**Conclusion** : We start our analysis, by trying to understand the trade with a **longer-term Technical Guidance** indicator and we plan our execution, using the **shorter-term Techninal Analysis indicators**.



# THE TRADING PYRAMID

## Path to Synergy in Your Trading



Summary of Contents

Name of Variable	Type of Variable	Decision Based / Contribution
Guided_Factor	Momentum : Variable	"Bigger Picture " - Gives the Trader a time perspective.
Ascendant Guidance	Risk : Variable	Don't attempt trades outside your Risk Tolerance levels.
Wise_Owl(Rnk)	Risk : Variable	Sum of the parts analysis - we have done the "maths" - Quality of the trade.
Trade_Rating Guidance	Momentum : Variable	Combining Risk and Momentum.
Caterpillar_Guidance	Quantitative Variable	Understanding the "Trend" of the price series variable.
Defcon_Index	Risk : Variable	Looking at the "bigger picture" in terms of the price performance over a longer-term perspective.
324_Factor	Quantitative Variable	Measuring the strength and direction of the price series.
Margin of Safety	Risk : Variable	Creating a "buffer in your trade".
75_Day Momentum	Risk : Variable	Undertanding the medium-term performance of the price series.
Trendsum	Quantitative Variable	How strong is the short-term trend ?
Let's talk Technicals	Technical Analysis	Plan your entry with the help of the "Guided_Factor" and Technical indicators of your choice.

## 14 STEP TRADING CHECKLIST

Ascendant Path

1

☐

Guided Factor

2

☐

Momentum Days

3

☐

The\_Wise\_Owl Rank

4

☐

Trade\_Rating Guidance

5

☐

CaterPillar\_Guidance

6

☐

Defon\_Index

7

☐

Defon\_Index\_Guidance

8

☐

Factor\_324

9

☐

324\_Factor\_Guidance

10

☐

75\_Day\_Momentum Value

11

☐

Trendsum

12

☐

Medium-Term Technical Indicators : 9day vs 21 day  
& 21day Moving Average

13

☐

Longer-Term Technical Indicators : 33 day & 66 day  
Moving Average

14

☐

## TRADING IS LIKE A GAME OF CARDS

We can't undo a previous trade,  
but we *can* aim to make the next trade better.





# ASCENDANT GUIDANCE



## CATERPILLAR GUIDANCE





SEI

ETR.NYS

Entergy

Utilities

Electric Utilities

New York

Market Cap : (B)

32 388

XLU.ARC

SPDR Select Sector Fund - Utilities

Utilities

ETF\_NYSE\_Price

NYSE

Market Cap : (B)

17 343

Follow the " 3day to 5day waiting period " before entering the trade : understand the Graph, Trend and Variables

Plan your enrty levels. Focus on the process not the outcome. Expect further short-term deviation from the trade signal. "Patience"

-2.272														59.897		-26.367	
Date	Price or Relative Price	Short_Term_ Radar	Medium_ Term_Radar	Caterpillar_ %	Wise_ Owl(Rnk)	324_Factor	Factor_324	Defcon _Index	Defcon _Index_Trade	Margin of Safety	75_Day_Mom	Trade_Rating (Guidance)	Trendsum				
2025/01/22	1.055	No Trade	No Trade	61.25%	50	Research	85	100	Research Defon Sell	9.42%	29.14%	A	42				
2025/01/23	1.041	No Trade	No Trade	52.23%	50	Research	85	99	Research Defon Sell	7.93%	27.74%	B	42				
2025/01/24	1.038	No Trade	No Trade	49.98%	50	Research	85	98	Research Defon Sell	7.58%	26.00%	B	40				
2025/01/27	1.015	Sell_Panda_ST	Sell_Panda_ST	32.72%	30	Absolutely No	0	96	Research Defon Sell	4.97%	23.57%	C	36				
2025/01/28	1.014	Sell_Panda_ST	Sell_Panda_ST	31.56%	30	Absolutely No	0	96	Research Defon Sell	4.79%	22.83%	C	32				
2025/01/29	1.033	Sell_Panda_ST	No Trade	44.08%	50	Research	85	98	Research Defon Sell	6.69%	25.71%	B	26				
2025/01/30	1.036	No Trade	No Trade	46.15%	50	Research	85	98	Research Defon Sell	7.00%	25.72%	B	21				
2025/01/31	1.041	No Trade	No Trade	49.26%	50	Research	85	99	Research Defon Sell	7.44%	26.68%	B	18				
2025/02/03	1.048	No Trade	No Trade	52.54%	50	Research	85	99	Research Defon Sell	7.93%	26.67%	A	14				
2025/02/04	1.052	No Trade	No Trade	55.13%	50	Research	85	100	Research Defon Sell	8.32%	28.80%	A	14				
2025/02/05	1.052	No Trade	No Trade	54.86%	50	Research	85	100	Research Defon Sell	8.28%	27.39%	A	14				
2025/02/06	1.057	No Trade	No Trade	57.78%	50	Research	85	100	Research Defon Sell	8.72%	28.10%	A	16				
2025/02/07	1.055	No Trade	No Trade	55.43%	50	Research	85	100	Research Defon Sell	8.37%	27.49%	A	18				
2025/02/10	1.036	No Trade	No Trade	41.27%	50	Research	85	98	Research Defon Sell	6.23%	24.81%	B	18				
2025/02/11	1.033	Sell_Panda_ST	Sell_Panda_ST	39.19%	0	Absolutely No	0	98	Research Defon Sell	5.92%	23.90%	C	17				
2025/02/12	1.045	Sell_Panda_ST	No Trade	50.63%	50	Research	85	99	Research Defon Sell	7.08%	24.05%	B	13				
2025/02/13	1.048	No Trade	No Trade	52.40%	50	Research	85	99	Research Defon Sell	7.32%	24.46%	A	8				
2025/02/14	1.043	No Trade	No Trade	48.11%	50	Research	85	99	Research Defon Sell	6.72%	23.95%	B	5				
2025/02/17	1.043	No Trade	No Trade	46.75%	50	Research	85	99	Research Defon Sell	6.53%	23.28%	B	1				
2025/02/18	1.095	No Trade	No Trade	84.16%	50	Research	85	100	Research Defon Sell	11.76%	28.84%	A	2				
2025/02/19	1.088	No Trade	No Trade	78.78%	50	Research	85	99	Research Defon Sell	11.01%	12.34%	C	3				
2025/02/20	1.070	No Trade	No Trade	69.58%	50	Research	85	98	Research Defon Sell	9.10%	15.47%	B	4				
2025/02/21	1.060	No Trade	No Trade	61.41%	50	Research	85	97	Research Defon Sell	8.03%	14.91%	C	7				
2025/02/24	1.068	No Trade	No Trade	66.02%	50	Research	85	98	Research Defon Sell	8.64%	14.67%	C	7				
2025/02/25	1.075	No Trade	No Trade	71.17%	50	Research	85	98	Research Defon Sell	9.31%	14.17%	C	5				
2025/02/26	1.080	No Trade	No Trade	74.14%	50	Research	85	99	Research Defon Sell	9.70%	14.92%	C	5				
2025/02/27	1.093	No Trade	No Trade	83.90%	50	Research	85	100	Research Defon Sell	10.98%	16.16%	A	3				
2025/02/28	1.102	No Trade	No Trade	90.64%	50	Research	85	100	Research Defon Sell	11.86%	16.41%	A	4				
2025/03/03	1.108	No Trade	No Trade	93.61%	50	Research	85	100	Research Defon Sell	12.25%	16.54%	A	6				
2025/03/04	1.090	No Trade	No Trade	79.41%	50	Research	85	98	Research Defon Sell	10.39%	15.73%	B	10				
2025/03/05	1.093	No Trade	No Trade	81.27%	50	Research	85	99	Research Defon Sell	10.56%	16.03%	B	13				
2025/03/06	1.070	Sell_Panda_ST	No Trade	64.83%	50	Research	85	97	Research Defon Sell	8.20%	13.71%	C	16				
2025/03/07	1.052	Sell_Panda_ST	Sell_Panda_ST	50.28%	0	Research	85	0	Absolutely no Trade	6.36%	12.71%	C	16				
2025/03/10	1.030	Sell_Panda_ST	Sell_Panda_ST	31.79%	0	Absolutely No	0	0	Absolutely no Trade	3.89%	10.53%	C	16				
2025/03/11	1.064	No Trade	No Trade	59.72%	50	Research	85	96	Research Defon Sell	7.31%	13.67%	C	10				
2025/03/12	1.071	No Trade	No Trade	64.70%	50	Research	85	97	Research Defon Sell	7.92%	15.73%	B	5				
2025/03/13	1.071	No Trade	No Trade	64.15%	50	Research	85	97	Research Defon Sell	7.86%	15.48%	B	1				
2025/03/14	1.078	No Trade	No Trade	69.19%	50	Research	85	97	Research Defon Sell	8.47%	15.32%	B	-3				
2025/03/17	1.079	No Trade	No Trade	68.72%	50	Research	85	97	Research Defon Sell	8.41%	14.72%	C	-4				
2025/03/18	1.061	No Trade	No Trade	53.84%	50	Research	85	96	Research Defon Sell	6.59%	12.52%	C	-1				



Date	9_day	9 vs 21_day	33_day
2025/01/29	Sell_9day	Buy 9 vs 21	Buy 33_Day
2025/01/30	Buy_9day	Buy 9 vs 21	Buy 33_Day
2025/01/31	Buy_9day	Buy 9 vs 21	Buy 33_Day
2025/02/03	Buy_9day	Buy 9 vs 21	Buy 33_Day
2025/02/04	Buy_9day	Buy 9 vs 21	Buy 33_Day
2025/02/05	Buy_9day	Buy 9 vs 21	Buy 33_Day
2025/02/06	Buy_9day	Buy 9 vs 21	Buy 33_Day
2025/02/07	Buy_9day	Buy 9 vs 21	Buy 33_Day
2025/02/10	Sell_9day	Buy 9 vs 21	Buy 33_Day
2025/02/11	Sell_9day	Buy 9 vs 21	Buy 33_Day
2025/02/12	Sell_9day	Buy 9 vs 21	Buy 33_Day
2025/02/13	Buy_9day	Buy 9 vs 21	Buy 33_Day
2025/02/14	Sell_9day	Buy 9 vs 21	Buy 33_Day
2025/02/17	Sell_9day	Buy 9 vs 21	Buy 33_Day
2025/02/18	Buy_9day	Buy 9 vs 21	Buy 33_Day
2025/02/19	Buy_9day	Buy 9 vs 21	Buy 33_Day
2025/02/20	Buy_9day	Buy 9 vs 21	Buy 33_Day
2025/02/21	Buy_9day	Buy 9 vs 21	Buy 33_Day
2025/02/24	Buy_9day	Buy 9 vs 21	Buy 33_Day
2025/02/25	Buy_9day	Buy 9 vs 21	Buy 33_Day
2025/02/26	Buy_9day	Buy 9 vs 21	Buy 33_Day
2025/02/27	Buy_9day	Buy 9 vs 21	Buy 33_Day
2025/02/28	Buy_9day	Buy 9 vs 21	Buy 33_Day
2025/03/03	Buy_9day	Buy 9 vs 21	Buy 33_Day
2025/03/04	Buy_9day	Buy 9 vs 21	Buy 33_Day
2025/03/05	Buy_9day	Buy 9 vs 21	Buy 33_Day
2025/03/06	Sell_9day	Buy 9 vs 21	Buy 33_Day
2025/03/07	Sell_9day	Buy 9 vs 21	Sell 33_Day
2025/03/10	Sell_9day	Buy 9 vs 21	Sell 33_Day
2025/03/11	Sell_9day	Buy 9 vs 21	Buy 33_Day
2025/03/12	Sell_9day	Buy 9 vs 21	Buy 33_Day
2025/03/13	Sell_9day	Buy 9 vs 21	Buy 33_Day
2025/03/14	Buy_9day	Sell 9 vs 21	Buy 33_Day
2025/03/17	Buy_9day	Sell 9 vs 21	Buy 33_Day
2025/03/18	Sell_9day	Sell 9 vs 21	Sell 33_Day

Strategy Universe	Rel vs Share_ETF_Utilities	Ascendant guidance	Research	Strategy_Open Date	2025/02/12	Caterpillar Guidance	Research
						(+) : Mom Days	145
						(-) : Mom Days	0
						Guided : Factor	66 day
						324_Buy Guidance	0.0%
						324_Sell Guidance	95.8%
						Mom_75 (days)	12.5%
						9 vs 21 day	-1.12%
						Price vs 9 day	-0.24%

DLG.LSE

Direct Line Insurance Group Plc

Financials

Nonlife Insurance

United Kingdom

Market Cap : (B)2 055

Follow the " 3day to 5day waiting period " before entering the trade : understand the Graph, Trend and Variables

Price

Price

Individual Instrument

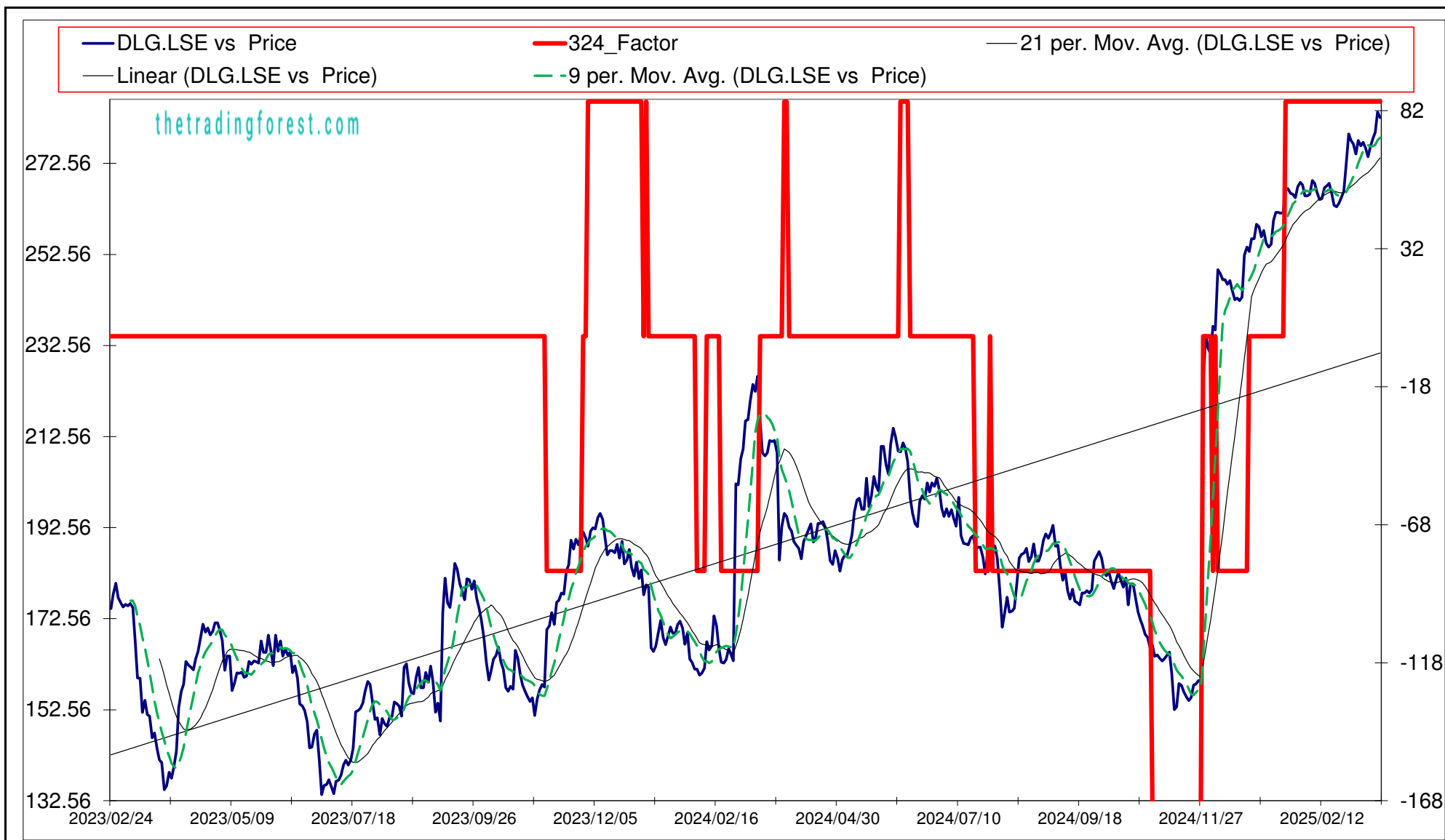
Individual Instrument

Individual Instrument

Market Cap : (B)0

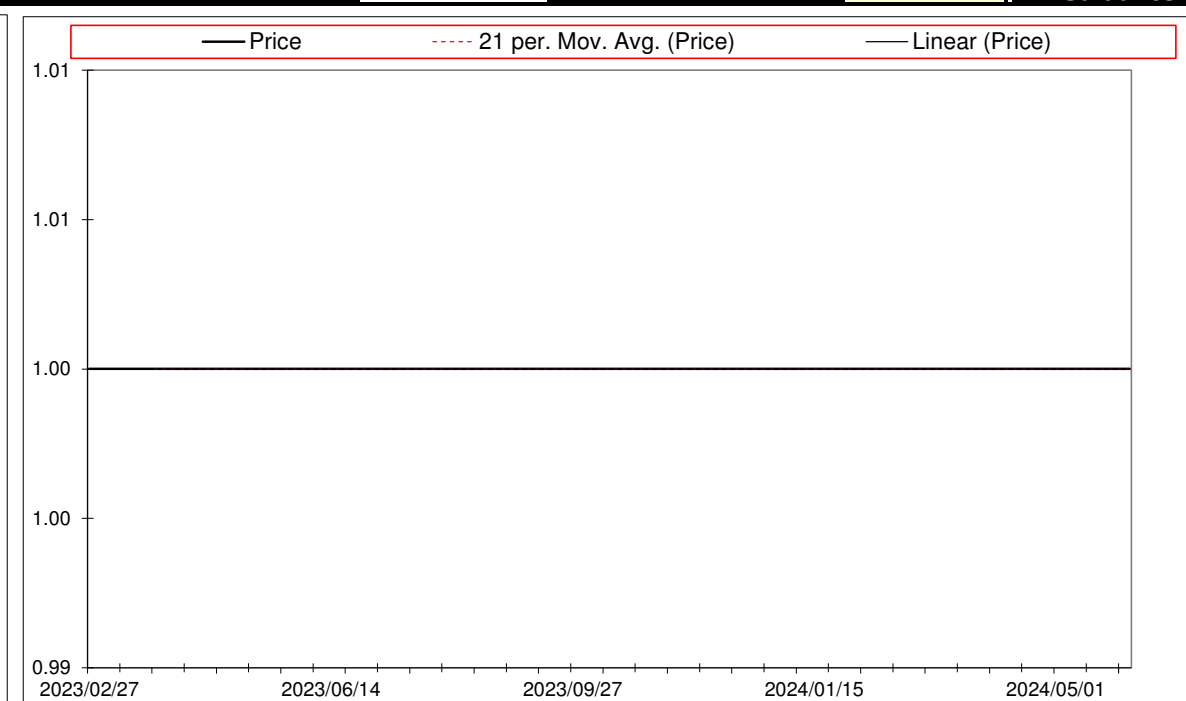
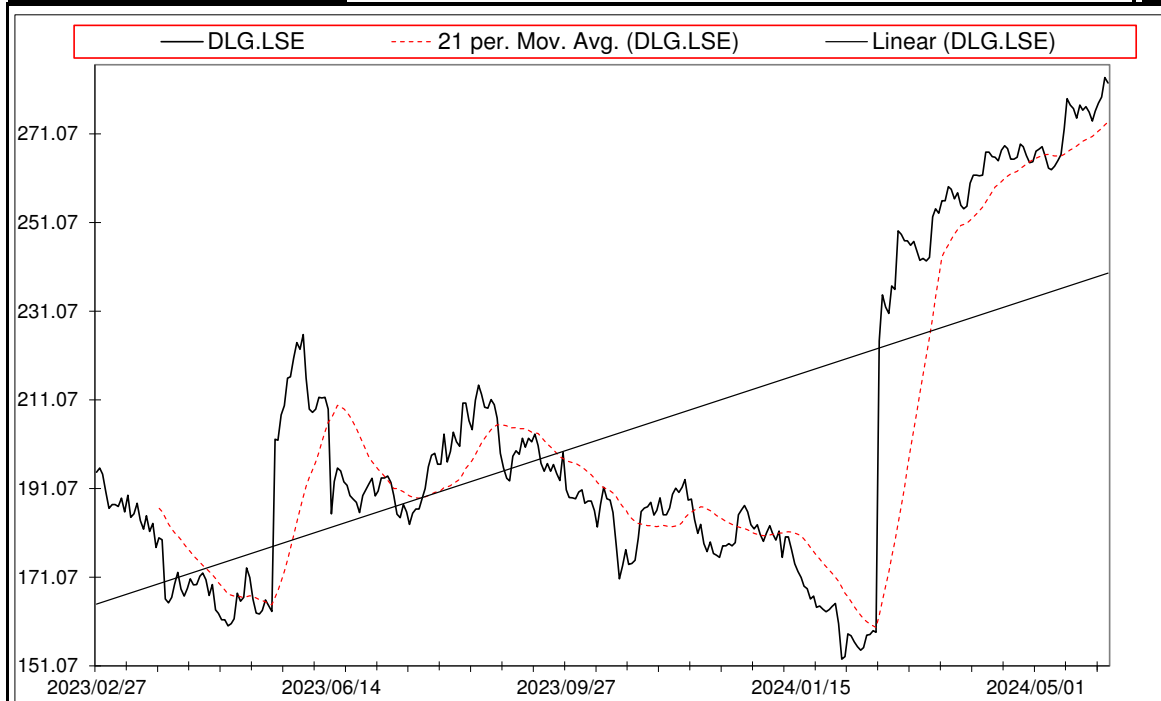
Plan your enrty levels. Focus on the process not the outcome. Expect further short-term deviation from the trade signal. "Patience"

-2.260										66.237					-29.311	
Date	Price or Relative Price	Short_Term_ Radar	Medium_ Term_Radar	Caterpillar_ %	Wise_ Owl(Rnk)	324_Factor	Factor_324	Defcon _Index	Defcon _Index_Trade	Margin of Safety	75_Day_Mom	Trade_Rating (Guidance)	Trendsum			
2025/01/22	267.000	No Trade	No Trade	60.83%	50	Research	85	100	Research Defon Sell	15.44%	46.70%	A	12			
2025/01/23	267.000	No Trade	No Trade	60.52%	50	Research	85	100	Research Defon Sell	15.36%	45.98%	A	15			
2025/01/24	266.000	No Trade	No Trade	58.50%	50	Research	85	100	Research Defon Sell	14.85%	47.12%	A	17			
2025/01/27	265.800	No Trade	No Trade	57.21%	50	Research	85	100	Research Defon Sell	14.52%	48.33%	A	19			
2025/01/28	265.000	No Trade	No Trade	55.54%	50	Research	85	99	Research Defon Sell	14.10%	46.33%	A	17			
2025/01/29	267.400	No Trade	No Trade	59.29%	50	Research	85	100	Research Defon Sell	15.05%	46.36%	A	18			
2025/01/30	268.400	No Trade	No Trade	60.67%	50	Research	85	100	Research Defon Sell	15.40%	48.37%	A	19			
2025/01/31	267.800	No Trade	No Trade	59.34%	50	Research	85	100	Research Defon Sell	15.06%	49.19%	A	23			
2025/02/03	265.400	No Trade	No Trade	54.34%	50	Research	85	99	Research Defon Sell	13.79%	46.23%	B	23			
2025/02/04	265.400	Sell_Panda_ST	No Trade	54.03%	50	Research	85	99	Research Defon Sell	13.71%	51.14%	B	25			
2025/02/05	265.800	Sell_Panda_ST	No Trade	54.39%	50	Research	85	99	Research Defon Sell	13.80%	47.50%	A	23			
2025/02/06	268.800	No Trade	No Trade	59.14%	50	Research	85	100	Research Defon Sell	15.01%	49.17%	A	24			
2025/02/07	268.200	No Trade	No Trade	57.81%	50	Research	85	100	Research Defon Sell	14.67%	51.27%	A	26			
2025/02/10	266.200	No Trade	No Trade	53.52%	50	Research	85	99	Research Defon Sell	13.58%	52.90%	A	25			
2025/02/11	264.600	Sell_Panda_ST	Sell_Panda_ST	50.52%	50	Research	85	98	Research Defon Sell	12.82%	53.48%	B	22			
2025/02/12	264.800	Sell_Panda_ST	Sell_Panda_ST	50.55%	50	Research	85	99	Research Defon Sell	12.83%	54.85%	B	17			
2025/02/13	267.200	No Trade	No Trade	54.27%	50	Research	85	99	Research Defon Sell	13.77%	58.01%	A	11			
2025/02/14	267.600	No Trade	No Trade	54.63%	50	Research	85	100	Research Defon Sell	13.86%	58.81%	A	9			
2025/02/17	268.200	No Trade	No Trade	54.71%	50	Research	85	100	Research Defon Sell	13.88%	61.37%	A	8			
2025/02/18	266.000	No Trade	No Trade	50.72%	50	Research	85	99	Research Defon Sell	12.87%	59.47%	B	11			
2025/02/19	263.400	No Trade	No Trade	46.07%	50	Research	85	98	Research Defon Sell	11.69%	60.32%	B	7			
2025/02/20	263.000	No Trade	No Trade	45.10%	50	Research	85	98	Research Defon Sell	11.45%	59.78%	B	4			
2025/02/21	263.800	No Trade	No Trade	46.13%	50	Research	85	98	Research Defon Sell	11.71%	60.95%	B	0			
2025/02/24	265.000	No Trade	No Trade	47.23%	50	Research	85	99	Research Defon Sell	11.99%	62.28%	B	-3			
2025/02/25	266.400	No Trade	No Trade	49.26%	50	Research	85	99	Research Defon Sell	12.50%	62.64%	A	-5			
2025/02/26	272.200	No Trade	No Trade	58.60%	50	Research	85	100	Research Defon Sell	14.87%	65.47%	A	-4			
2025/02/27	279.000	No Trade	No Trade	69.59%	50	Research	85	100	Research Defon Sell	17.66%	68.89%	A	-4			
2025/02/28	277.600	No Trade	No Trade	66.94%	50	Research	85	99	Research Defon Sell	16.99%	72.85%	A	-4			
2025/03/03	276.800	No Trade	No Trade	64.68%	50	Research	85	99	Research Defon Sell	16.41%	81.39%	A	-4			
2025/03/04	274.600	No Trade	No Trade	60.72%	50	Research	85	98	Research Defon Sell	15.41%	79.24%	B	-1			
2025/03/05	277.600	No Trade	No Trade	65.38%	50	Research	85	99	Research Defon Sell	16.59%	75.36%	A	-1			
2025/03/06	276.400	No Trade	No Trade	63.08%	50	Research	85	99	Research Defon Sell	16.01%	75.05%	A	-1			
2025/03/07	277.200	No Trade	No Trade	64.09%	50	Research	85	99	Research Defon Sell	16.27%	77.12%	A	0			
2025/03/10	276.000	No Trade	No Trade	61.18%	50	Research	85	99	Research Defon Sell	15.53%	77.61%	B	0			
2025/03/11	274.000	No Trade	No Trade	57.58%	50	Research	85	98	Research Defon Sell	14.61%	77.23%	B	-5			
2025/03/12	276.200	No Trade	No Trade	60.89%	50	Research	85	99	Research Defon Sell	15.45%	77.96%	B	-8			
2025/03/13	278.000	No Trade	No Trade	63.55%	50	Research	85	100	Research Defon Sell	16.13%	75.95%	A	-10			
2025/03/14	279.400	No Trade	No Trade	65.54%	50	Research	85	100	Research Defon Sell	16.63%	76.61%	A	-9			
2025/03/17	283.800	No Trade	No Trade	71.83%	50	Research	85	100	Research Defon Sell	18.23%	78.49%	A	-7			
2025/03/18	282.600	No Trade	No Trade	69.55%	50	Research	85	100	Research Defon Sell	17.65%	78.07%	A	-2			



Date	9 day	9 vs 21 day	33 day
2025/01/30	Buy_9day	Buy 9 vs 21	Buy 33_Day
2025/01/31	Buy_9day	Buy 9 vs 21	Buy 33_Day
2025/02/03	Sell_9day	Buy 9 vs 21	Buy 33_Day
2025/02/04	Sell_9day	Buy 9 vs 21	Buy 33_Day
2025/02/05	Sell_9day	Buy 9 vs 21	Buy 33_Day
2025/02/06	Buy_9day	Buy 9 vs 21	Buy 33_Day
2025/02/07	Buy_9day	Buy 9 vs 21	Buy 33_Day
2025/02/10	Sell_9day	Buy 9 vs 21	Buy 33_Day
2025/02/11	Sell_9day	Buy 9 vs 21	Buy 33_Day
2025/02/12	Sell_9day	Buy 9 vs 21	Buy 33_Day
2025/02/13	Buy_9day	Buy 9 vs 21	Buy 33_Day
2025/02/14	Buy_9day	Buy 9 vs 21	Buy 33_Day
2025/02/17	Buy_9day	Buy 9 vs 21	Buy 33_Day
2025/02/18	Sell_9day	Buy 9 vs 21	Buy 33_Day
2025/02/19	Sell_9day	Sell 9 vs 21	Sell 33_Day
2025/02/20	Sell_9day	Sell 9 vs 21	Sell 33_Day
2025/02/21	Sell_9day	Sell 9 vs 21	Sell 33_Day
2025/02/24	Sell_9day	Sell 9 vs 21	Buy 33_Day
2025/02/25	Buy_9day	Sell 9 vs 21	Buy 33_Day
2025/02/26	Buy_9day	Sell 9 vs 21	Buy 33_Day
2025/02/27	Buy_9day	Buy 9 vs 21	Buy 33_Day
2025/02/28	Buy_9day	Buy 9 vs 21	Buy 33_Day
2025/03/03	Buy_9day	Buy 9 vs 21	Buy 33_Day
2025/03/04	Buy_9day	Buy 9 vs 21	Buy 33_Day
2025/03/05	Buy_9day	Buy 9 vs 21	Buy 33_Day
2025/03/06	Buy_9day	Buy 9 vs 21	Buy 33_Day
2025/03/07	Buy_9day	Buy 9 vs 21	Buy 33_Day
2025/03/10	Sell_9day	Buy 9 vs 21	Buy 33_Day
2025/03/11	Sell_9day	Buy 9 vs 21	Buy 33_Day
2025/03/12	Sell_9day	Buy 9 vs 21	Buy 33_Day
2025/03/13	Buy_9day	Buy 9 vs 21	Buy 33_Day
2025/03/14	Buy_9day	Buy 9 vs 21	Buy 33_Day
2025/03/17	Buy_9day	Buy 9 vs 21	Buy 33_Day
2025/03/18	Buy_9day	Buy 9 vs 21	Buy 33_Day

Strategy Universe	United Kingdom	Ascendant guidance	Research	Strategy_Open Date	2025/02/12	Caterpillar Guidance	Trade
-------------------	----------------	--------------------	----------	--------------------	------------	----------------------	-------



(+) : Mom Days	74
(-) : Mom Days	0
Guided : Factor	66 day
324_Buy Guidance	0.0%
324_Sell Guidance	99.6%
Mom_75 (days)	78.1%
9 vs 21 day	1.61%
Price vs 9 day	1.59%



ESLT.TAE

ELBIT SYSTEMS

Industrials

Industrials

Israel

Market Cap : (B)

0

Price

Price

Individual Instrument

Individual Instrument

Individual Instrument

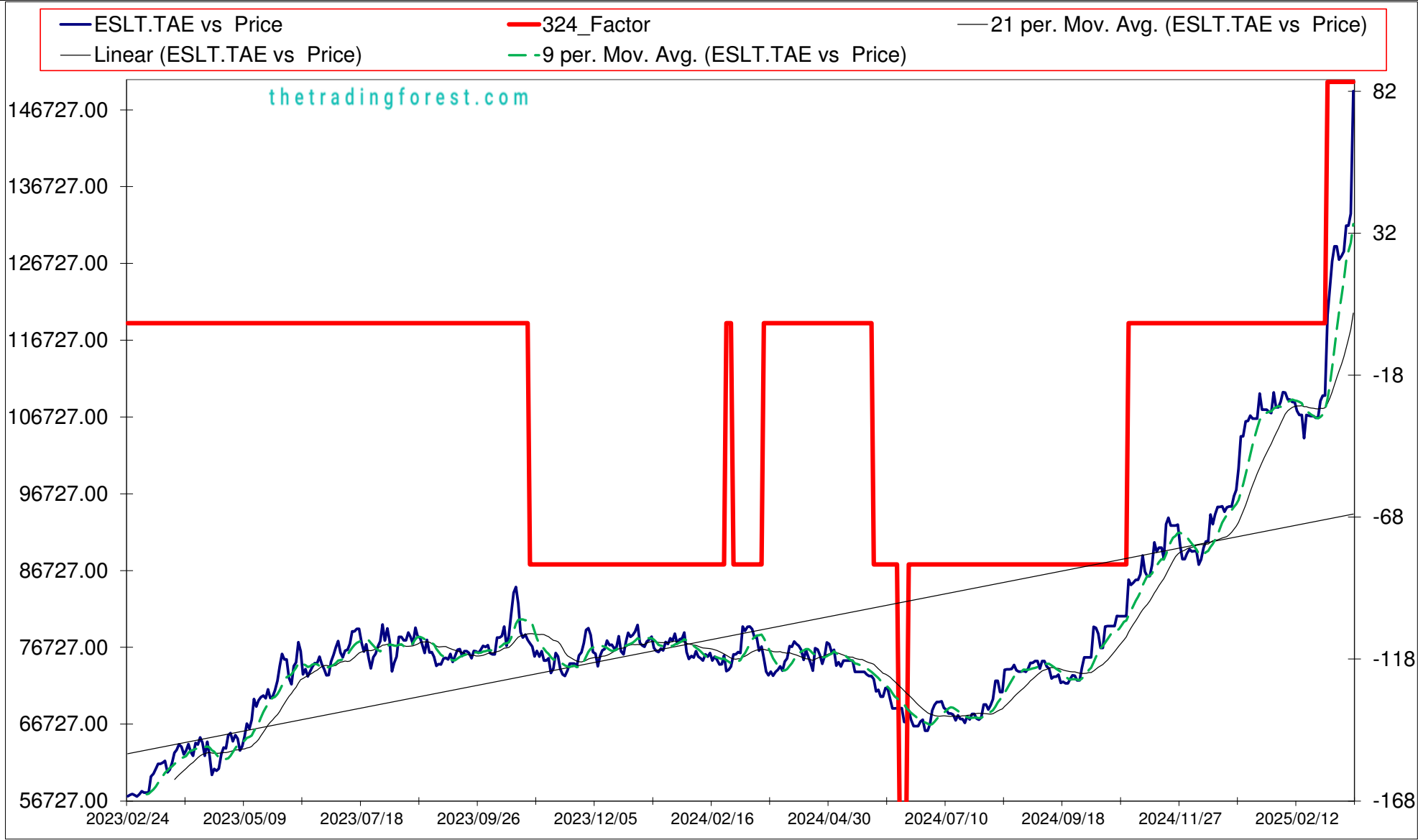
Market Cap : (B)

0

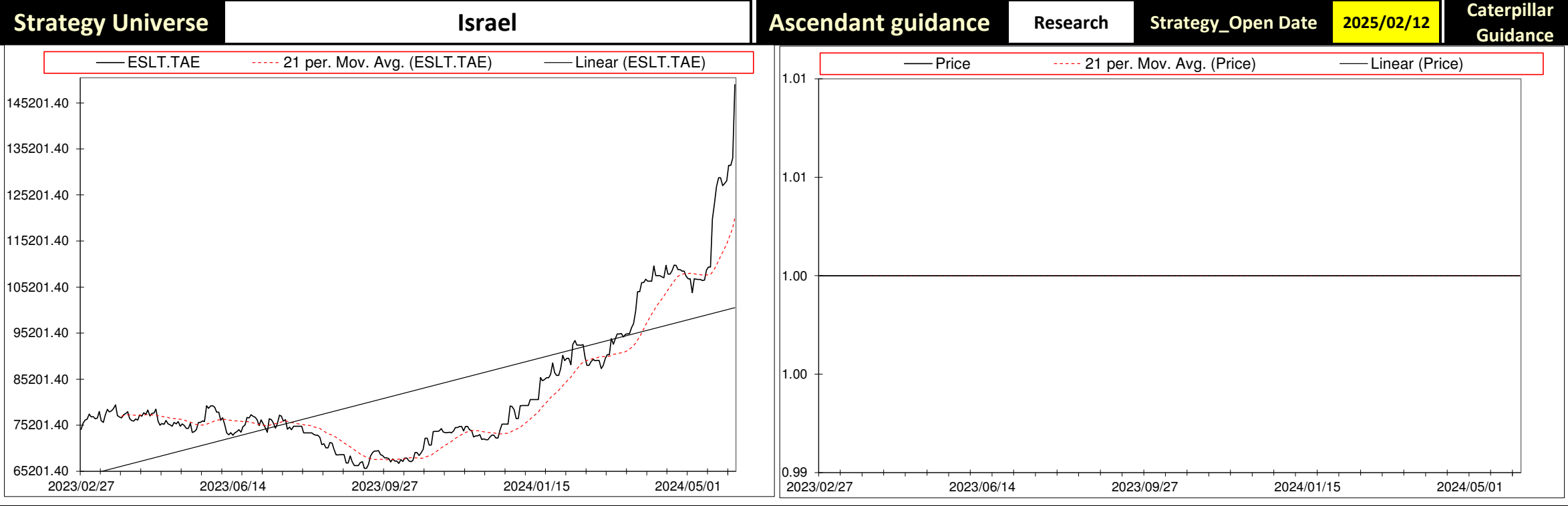
Follow the " 3day to 5day waiting period " before entering the trade : understand the Graph, Trend and Variables

Plan your enrty levels. Focus on the process not the outcome. Expect further short-term deviation from the trade signal. "Patience"

-2.24984.471-37.558														
Date	Price or Relative Price	Short_Term_Radar	Medium_Term_Radar	Caterpillar_%	Wise_Owl(Rnk)	324_Factor	Factor_324	Defcon_Index	Defcon_Index_Trade	Margin of Safety	75_Day_Mom	Trade_Rating (Guidance)	Trendsum	
2025/01/22	107 680.000	No Trade	No Trade	27.85%	30	Absolutely No	0	98	Research Defon Sell	11.48%	42.77%	C	41	
2025/01/23	107 680.000	No Trade	No Trade	27.62%	30	Absolutely No	0	98	Research Defon Sell	11.39%	42.77%	C	41	
2025/01/24	107 680.000	No Trade	No Trade	27.40%	30	Absolutely No	0	98	Research Defon Sell	11.29%	35.62%	C	42	
2025/01/27	107 400.000	No Trade	No Trade	26.04%	30	Absolutely No	0	98	Research Defon Sell	10.73%	35.52%	C	38	
2025/01/28	107 240.000	Sell_Panda_ST	No Trade	25.42%	30	Absolutely No	0	98	Research Defon Sell	10.48%	36.59%	C	34	
2025/01/29	109 920.000	No Trade	No Trade	35.09%	30	Absolutely No	0	100	Research Defon Sell	13.14%	43.39%	C	33	
2025/01/30	107 990.000	No Trade	No Trade	35.62%	30	Absolutely No	0	98	Research Defon Sell	11.07%	40.87%	C	33	
2025/01/31	107 990.000	No Trade	No Trade	36.78%	30	Absolutely No	0	98	Research Defon Sell	10.98%	35.96%	C	31	
2025/02/03	108 700.000	No Trade	No Trade	38.31%	0	Absolutely No	0	99	Research Defon Sell	11.43%	36.73%	C	29	
2025/02/04	109 950.000	No Trade	No Trade	44.26%	0	Absolutely No	0	100	Research Defon Sell	12.62%	38.30%	C	29	
2025/02/05	109 900.000	No Trade	No Trade	45.21%	0	Absolutely No	0	100	Research Defon Sell	12.48%	38.24%	C	30	
2025/02/06	109 000.000	No Trade	No Trade	42.85%	0	Absolutely No	0	99	Research Defon Sell	11.47%	37.11%	C	30	
2025/02/07	109 000.000	No Trade	No Trade	45.21%	30	Absolutely No	0	99	Research Defon Sell	11.38%	34.90%	C	32	
2025/02/10	108 680.000	Sell_Panda_ST	No Trade	42.84%	0	Absolutely No	0	99	Research Defon Sell	10.78%	34.52%	C	30	
2025/02/11	108 680.000	Sell_Panda_ST	No Trade	42.57%	0	Absolutely No	0	99	Research Defon Sell	10.69%	34.52%	C	27	
2025/02/12	107 530.000	Sell_Panda_ST	Sell_Panda_ST	37.55%	0	Absolutely No	0	98	Research Defon Sell	9.43%	33.10%	C	22	
2025/02/13	106 980.000	Sell_Panda_ST	Sell_Panda_ST	34.98%	0	Absolutely No	0	97	Research Defon Sell	8.78%	32.42%	C	17	
2025/02/14	106 980.000	Sell_Panda_ST	Sell_Panda_ST	34.63%	0	Absolutely No	0	97	Research Defon Sell	8.70%	25.04%	C	12	
2025/02/17	103 970.000	No Trade	No Trade	21.43%	0	Absolutely No	0	0	Absolutely no Trade	5.38%	22.53%	C	8	
2025/02/18	107 000.000	No Trade	No Trade	33.31%	0	Absolutely No	0	97	Research Defon Sell	8.37%	25.68%	C	3	
2025/02/19	106 900.000	No Trade	No Trade	32.56%	0	Absolutely No	0	97	Research Defon Sell	8.18%	25.01%	C	-1	
2025/02/20	106 830.000	No Trade	No Trade	31.94%	0	Absolutely No	0	97	Research Defon Sell	8.02%	24.93%	C	-5	
2025/02/21	106 830.000	No Trade	No Trade	31.59%	0	Absolutely No	0	97	Research Defon Sell	7.93%	23.86%	C	-7	
2025/02/24	106 600.000	No Trade	No Trade	29.64%	0	Absolutely No	0	97	Research Defon Sell	7.44%	20.18%	C	-8	
2025/02/25	106 700.000	No Trade	No Trade	29.70%	0	Absolutely No	0	97	Research Defon Sell	7.46%	23.20%	C	-10	
2025/02/26	108 830.000	No Trade	No Trade	37.89%	0	Absolutely No	0	99	Research Defon Sell	9.52%	26.55%	C	-9	
2025/02/27	109 520.000	No Trade	No Trade	40.30%	0	Absolutely No	0	100	Research Defon Sell	10.12%	27.35%	C	-7	
2025/02/28	109 520.000	No Trade	No Trade	39.95%	0	Absolutely No	0	100	Research Defon Sell	10.03%	25.24%	C	-7	
2025/03/03	120 000.000	No Trade	No Trade	80.73%	50	Research	85	100	Research Defon Sell	20.28%	32.74%	A	-3	
2025/03/04	123 500.000	No Trade	No Trade	94.30%	50	Research	85	100	Research Defon Sell	23.69%	38.45%	A	0	
2025/03/05	127 000.000	No Trade	No Trade	100.00%	50	Research	85	100	Research Defon Sell	27.09%	41.55%	A	3	
2025/03/06	128 950.000	No Trade	No Trade	100.00%	50	Research	85	100	Research Defon Sell	28.94%	43.72%	A	6	
2025/03/07	128 950.000	No Trade	No Trade	99.65%	50	Research	85	100	Research Defon Sell	28.84%	45.97%	A	11	
2025/03/10	127 200.000	No Trade	No Trade	92.56%	50	Research	85	99	Research Defon Sell	26.79%	37.13%	B	15	
2025/03/11	127 700.000	No Trade	No Trade	93.94%	50	Research	85	99	Research Defon Sell	27.18%	36.45%	A	17	
2025/03/12	128 290.000	No Trade	No Trade	95.62%	50	Research	85	99	Research Defon Sell	27.67%	38.54%	A	15	
2025/03/13	131 630.000	No Trade	No Trade	100.00%	50	Research	85	100	Research Defon Sell	30.89%	42.15%	A	17	
2025/03/14	131 630.000	No Trade	No Trade	99.67%	50	Research	85	100	Research Defon Sell	30.79%	42.18%	A	19	
2025/03/17	133 200.000	No Trade	No Trade	100.00%	50	Research	85	100	Research Defon Sell	32.03%	43.69%	A	21	
2025/03/18	149 190.000	No Trade	No Trade	100.00%	50	Research	85	100	Research Defon Sell	47.77%	65.73%	A	23	

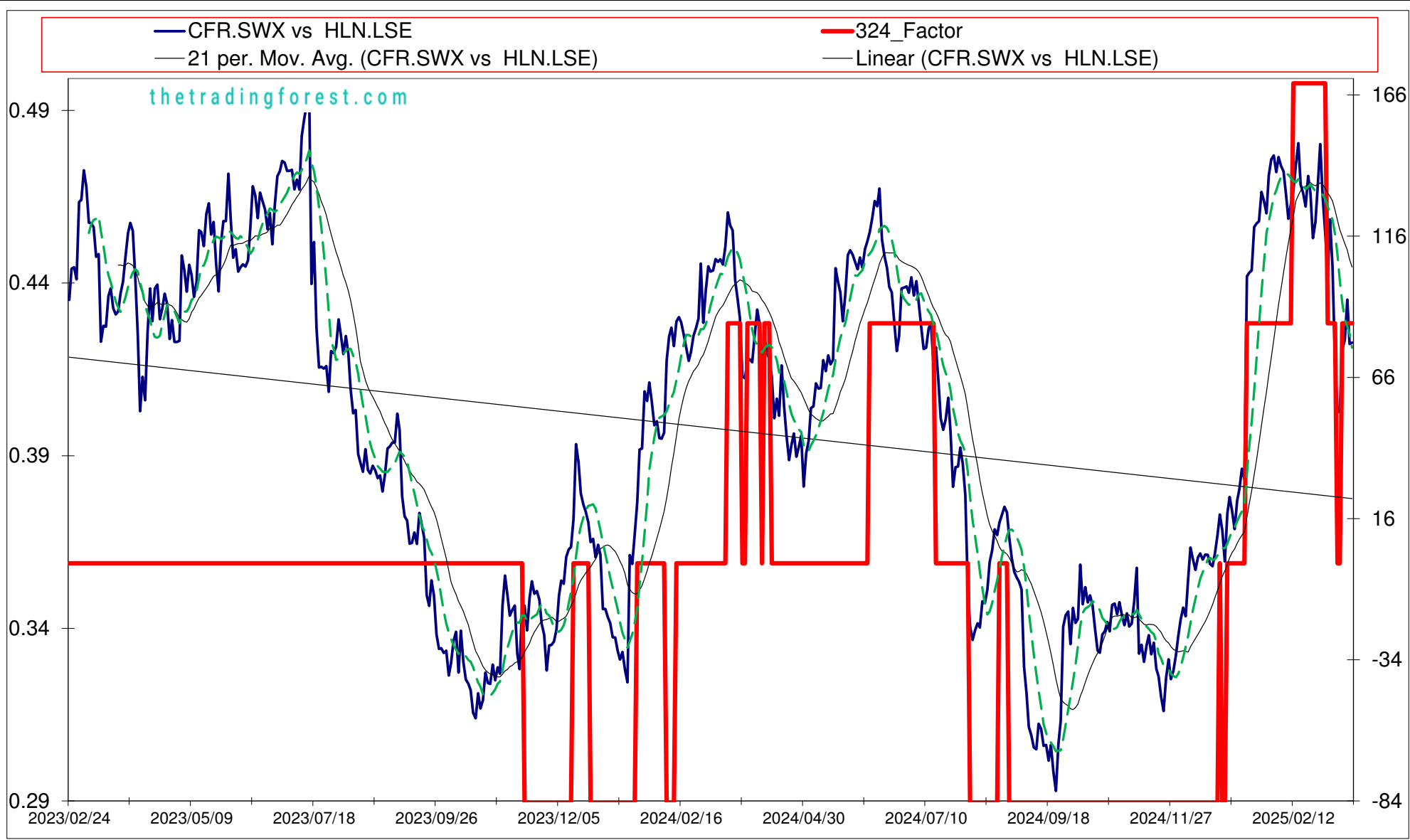


Date	9 day	9 vs 21 day	33 day
2025/01/29	Buy_9day	Buy 9 vs 21	Buy 33_Day
2025/01/30	Buy_9day	Buy 9 vs 21	Buy 33_Day
2025/01/31	Sell_9day	Buy 9 vs 21	Buy 33_Day
2025/02/03	Buy_9day	Buy 9 vs 21	Buy 33_Day
2025/02/04	Buy_9day	Buy 9 vs 21	Buy 33_Day
2025/02/05	Buy_9day	Buy 9 vs 21	Buy 33_Day
2025/02/06	Buy_9day	Buy 9 vs 21	Buy 33_Day
2025/02/07	Buy_9day	Buy 9 vs 21	Buy 33_Day
2025/02/10	Sell_9day	Buy 9 vs 21	Buy 33_Day
2025/02/11	Sell_9day	Buy 9 vs 21	Buy 33_Day
2025/02/12	Sell_9day	Buy 9 vs 21	Sell 33_Day
2025/02/13	Sell_9day	Buy 9 vs 21	Sell 33_Day
2025/02/14	Sell_9day	Buy 9 vs 21	Sell 33_Day
2025/02/17	Sell_9day	Sell 9 vs 21	Sell 33_Day
2025/02/18	Sell_9day	Sell 9 vs 21	Sell 33_Day
2025/02/19	Sell_9day	Sell 9 vs 21	Sell 33_Day
2025/02/20	Sell_9day	Sell 9 vs 21	Sell 33_Day
2025/02/21	Sell_9day	Sell 9 vs 21	Sell 33_Day
2025/02/24	Sell_9day	Sell 9 vs 21	Sell 33_Day
2025/02/25	Buy_9day	Sell 9 vs 21	Sell 33_Day
2025/02/26	Buy_9day	Sell 9 vs 21	Buy 33_Day
2025/02/27	Buy_9day	Sell 9 vs 21	Buy 33_Day
2025/02/28	Buy_9day	Sell 9 vs 21	Buy 33_Day
2025/03/03	Buy_9day	Buy 9 vs 21	Buy 33_Day
2025/03/04	Buy_9day	Buy 9 vs 21	Buy 33_Day
2025/03/05	Buy_9day	Buy 9 vs 21	Buy 33_Day
2025/03/06	Buy_9day	Buy 9 vs 21	Buy 33_Day
2025/03/07	Buy_9day	Buy 9 vs 21	Buy 33_Day
2025/03/10	Buy_9day	Buy 9 vs 21	Buy 33_Day
2025/03/11	Buy_9day	Buy 9 vs 21	Buy 33_Day
2025/03/12	Buy_9day	Buy 9 vs 21	Buy 33_Day
2025/03/13	Buy_9day	Buy 9 vs 21	Buy 33_Day
2025/03/14	Buy_9day	Buy 9 vs 21	Buy 33_Day
2025/03/17	Buy_9day	Buy 9 vs 21	Buy 33_Day
2025/03/18	Buy_9day	Buy 9 vs 21	Buy 33_Day



Research	
(+) : Mom Days	140
(-) : Mom Days	0
Guided : Factor	66 day
324_Buy Guidance	0.0%
324_Sell Guidance	100.0%
Mom_75 (days)	65.7%
9 vs 21 day	9.62%
Price vs 9 day	13.14%





Date	9 day	9 vs 21 day	33 day
2025/01/29	Buy_9day	Buy 9 vs 21	Buy 33_Day
2025/01/30	Buy_9day	Buy 9 vs 21	Buy 33_Day
2025/01/31	Buy_9day	Buy 9 vs 21	Buy 33_Day
2025/02/03	Buy_9day	Buy 9 vs 21	Buy 33_Day
2025/02/04	Buy_9day	Buy 9 vs 21	Buy 33_Day
2025/02/05	Buy_9day	Buy 9 vs 21	Buy 33_Day
2025/02/06	Buy_9day	Buy 9 vs 21	Buy 33_Day
2025/02/07	Sell_9day	Buy 9 vs 21	Buy 33_Day
2025/02/10	Sell_9day	Buy 9 vs 21	Buy 33_Day
2025/02/11	Sell_9day	Buy 9 vs 21	Buy 33_Day
2025/02/12	Sell_9day	Buy 9 vs 21	Buy 33_Day
2025/02/13	Buy_9day	Buy 9 vs 21	Buy 33_Day
2025/02/14	Buy_9day	Buy 9 vs 21	Buy 33_Day
2025/02/17	Sell_9day	Buy 9 vs 21	Buy 33_Day
2025/02/18	Sell_9day	Buy 9 vs 21	Buy 33_Day
2025/02/19	Sell_9day	Sell 9 vs 21	Buy 33_Day
2025/02/20	Buy_9day	Sell 9 vs 21	Buy 33_Day
2025/02/21	Sell_9day	Sell 9 vs 21	Buy 33_Day
2025/02/24	Sell_9day	Sell 9 vs 21	Buy 33_Day
2025/02/25	Sell_9day	Sell 9 vs 21	Buy 33_Day
2025/02/26	Buy_9day	Sell 9 vs 21	Buy 33_Day
2025/02/27	Buy_9day	Sell 9 vs 21	Buy 33_Day
2025/02/28	Sell_9day	Sell 9 vs 21	Buy 33_Day
2025/03/03	Sell_9day	Sell 9 vs 21	Sell 33_Day
2025/03/04	Sell_9day	Sell 9 vs 21	Sell 33_Day
2025/03/05	Sell_9day	Sell 9 vs 21	Sell 33_Day
2025/03/06	Sell_9day	Sell 9 vs 21	Sell 33_Day
2025/03/07	Sell_9day	Sell 9 vs 21	Sell 33_Day
2025/03/10	Sell_9day	Sell 9 vs 21	Sell 33_Day
2025/03/11	Sell_9day	Sell 9 vs 21	Sell 33_Day
2025/03/12	Sell_9day	Sell 9 vs 21	Sell 33_Day
2025/03/13	Sell_9day	Sell 9 vs 21	Sell 33_Day
2025/03/14	Buy_9day	Sell 9 vs 21	Sell 33_Day
2025/03/17	Sell_9day	Sell 9 vs 21	Sell 33_Day
2025/03/18	Buy_9day	Sell 9 vs 21	Sell 33_Day

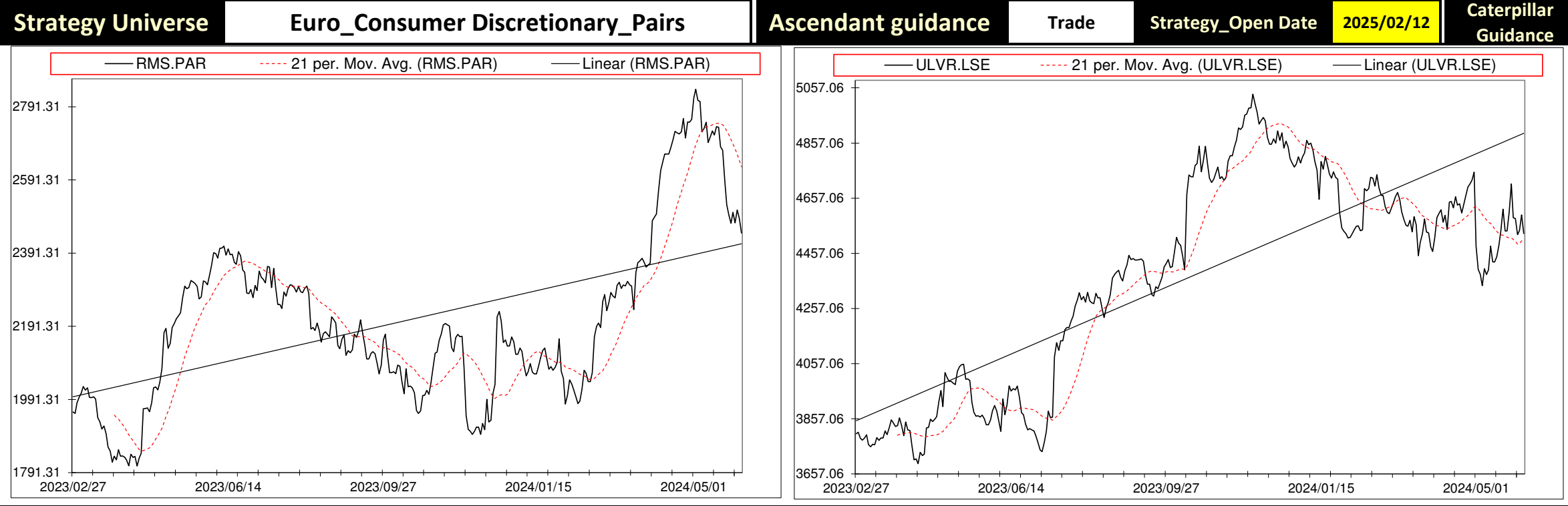
Strategy Universe		Euro_Consumer Discretionary_Pairs		Ascendant guidance		Trade		Strategy_Open Date		2025/02/12		Caterpillar Guidance		Trade			
<div><div><div>CFR.SWX</div><div>21 per. Mov. Avg. (CFR.SWX)</div><div>Linear (CFR.SWX)</div></div><div><div>HLN.LSE</div><div>21 per. Mov. Avg. (HLN.LSE)</div><div>Linear (HLN.LSE)</div></div></div>														(+): Mom Days		5	
														(-): Mom Days		0	
														Guided: Factor		9 vs 21 day	
														324_Buy Guidance		0.0%	
														324_Sell Guidance		85.4%	
														Mom_75 (days)		30.4%	
														9 vs 21 day		-5.29%	
														Price vs 9 day		0.34%	







Date	9 day	9 vs 21 day	33 day
2025/01/29	Buy_9day	Buy 9 vs 21	Buy 33_Day
2025/01/30	Buy_9day	Buy 9 vs 21	Buy 33_Day
2025/01/31	Buy_9day	Buy 9 vs 21	Buy 33_Day
2025/02/03	Buy_9day	Buy 9 vs 21	Buy 33_Day
2025/02/04	Buy_9day	Buy 9 vs 21	Buy 33_Day
2025/02/05	Buy_9day	Buy 9 vs 21	Buy 33_Day
2025/02/06	Buy_9day	Buy 9 vs 21	Buy 33_Day
2025/02/07	Sell_9day	Buy 9 vs 21	Buy 33_Day
2025/02/10	Sell_9day	Buy 9 vs 21	Buy 33_Day
2025/02/11	Sell_9day	Buy 9 vs 21	Buy 33_Day
2025/02/12	Sell_9day	Buy 9 vs 21	Buy 33_Day
2025/02/13	Buy_9day	Buy 9 vs 21	Buy 33_Day
2025/02/14	Buy_9day	Buy 9 vs 21	Buy 33_Day
2025/02/17	Buy_9day	Buy 9 vs 21	Buy 33_Day
2025/02/18	Buy_9day	Buy 9 vs 21	Buy 33_Day
2025/02/19	Buy_9day	Buy 9 vs 21	Buy 33_Day
2025/02/20	Buy_9day	Buy 9 vs 21	Buy 33_Day
2025/02/21	Buy_9day	Buy 9 vs 21	Buy 33_Day
2025/02/24	Sell_9day	Buy 9 vs 21	Buy 33_Day
2025/02/25	Sell_9day	Buy 9 vs 21	Buy 33_Day
2025/02/26	Sell_9day	Buy 9 vs 21	Buy 33_Day
2025/02/27	Sell_9day	Buy 9 vs 21	Buy 33_Day
2025/02/28	Sell_9day	Buy 9 vs 21	Buy 33_Day
2025/03/03	Sell_9day	Buy 9 vs 21	Buy 33_Day
2025/03/04	Sell_9day	Buy 9 vs 21	Sell 33_Day
2025/03/05	Sell_9day	Sell 9 vs 21	Sell 33_Day
2025/03/06	Sell_9day	Sell 9 vs 21	Sell 33_Day
2025/03/07	Sell_9day	Sell 9 vs 21	Sell 33_Day
2025/03/10	Sell_9day	Sell 9 vs 21	Sell 33_Day
2025/03/11	Sell_9day	Sell 9 vs 21	Sell 33_Day
2025/03/12	Sell_9day	Sell 9 vs 21	Sell 33_Day
2025/03/13	Sell_9day	Sell 9 vs 21	Sell 33_Day
2025/03/14	Sell_9day	Sell 9 vs 21	Sell 33_Day
2025/03/17	Sell_9day	Sell 9 vs 21	Sell 33_Day
2025/03/18	Sell_9day	Sell 9 vs 21	Sell 33_Day



Caterpillar Guidance		Trade
(+): Mom Days		0
(-): Mom Days		0
Guided : Factor		9 vs 21 day
324_Buy Guidance		0.0%
324_Sell Guidance		83.5%
Mom_75 (days)		25.3%
9 vs 21 day		-6.40%
Price vs 9 day		-1.08%

S  
e  
l  
l

DTE.ETR

Deutsche Telekom N Ag

Communication

Telecommunication

Germany

Market Cap : (B)

144 270

TEF.MAD

Telefonica S.A

Communication

Telecommunication

Spain

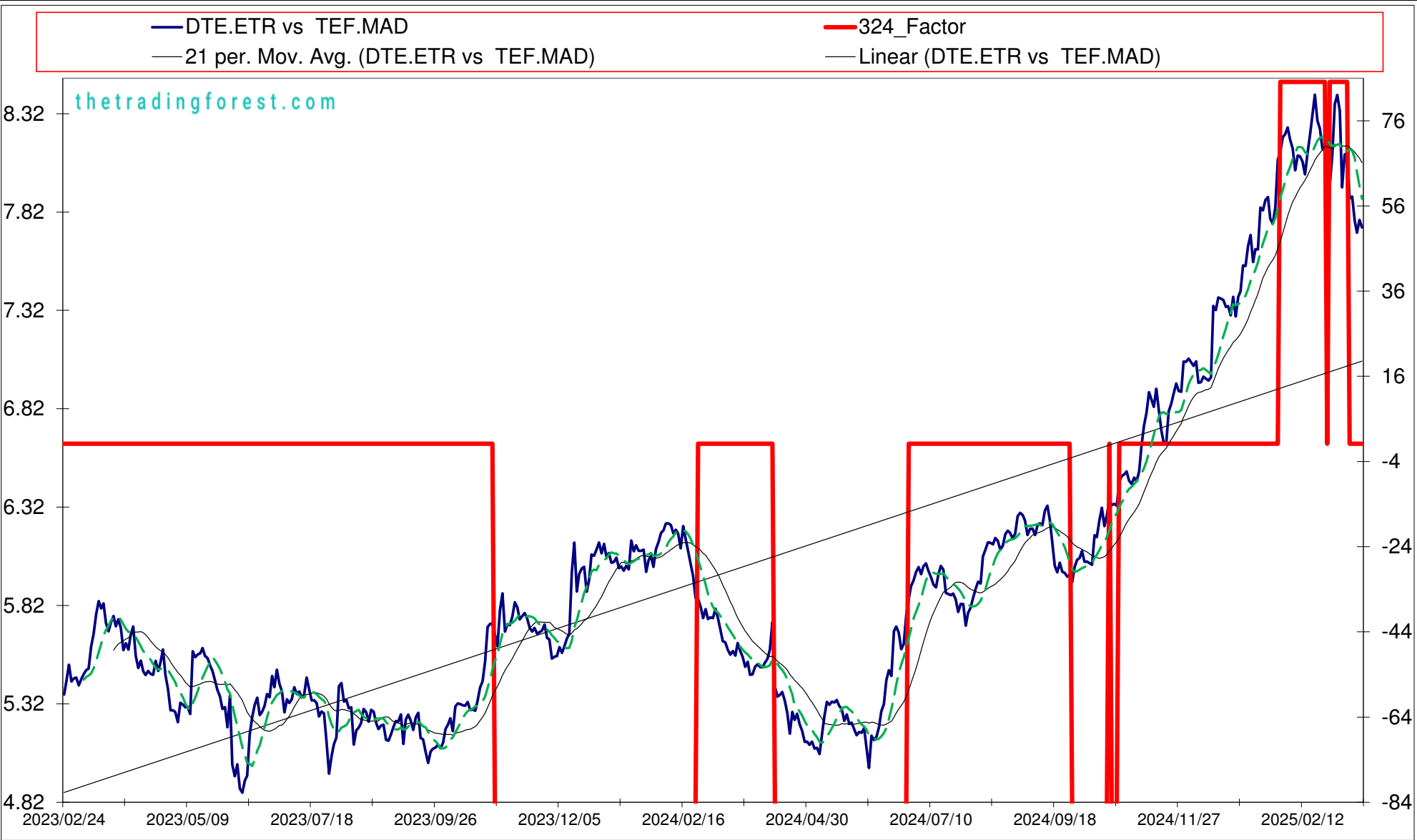
Market Cap : (B)

24 241

Follow the " 3day to 5day waiting period " before entering the trade : understand the Graph, Trend and Variables

Plan your enrty levels. Focus on the process not the outcome. Expect further short-term deviation from the trade signal. "Patience"

-2.259										73.303					-32.448	
Date	Price or Relative Price	Short_Term_ Radar	Medium_ Term_Radar	Caterpillar_ %	Wise_ Owl(Rnk)	324_Factor	Factor_324	Defcon _Index	Defcon _Index_Trade	Margin of Safety	75_Day_Mom	Trade_Rating (Guidance)	Trendsum			
2025/01/22	7.878	No Trade	No Trade	47.01%	0	Absolutely No	0	100	Research Defon Sell	8.99%	29.28%	C	26			
2025/01/23	7.894	No Trade	No Trade	47.72%	0	Absolutely No	0	100	Research Defon Sell	9.13%	30.69%	C	29			
2025/01/24	7.784	No Trade	No Trade	39.37%	30	Absolutely No	0	99	Research Defon Sell	7.53%	28.84%	C	31			
2025/01/27	7.758	No Trade	No Trade	36.34%	30	Absolutely No	0	98	Research Defon Sell	6.95%	28.60%	C	31			
2025/01/28	7.839	No Trade	No Trade	41.80%	0	Absolutely No	0	99	Research Defon Sell	7.99%	30.12%	C	30			
2025/01/29	8.084	No Trade	No Trade	58.98%	30	Absolutely No	0	100	Research Defon Sell	11.28%	30.91%	C	31			
2025/01/30	8.124	No Trade	No Trade	61.48%	50	Research	85	100	Research Defon Sell	11.76%	31.76%	A	32			
2025/01/31	8.198	No Trade	No Trade	66.40%	50	Research	85	100	Research Defon Sell	12.70%	31.18%	A	31			
2025/02/03	8.213	No Trade	No Trade	66.19%	50	Research	85	100	Research Defon Sell	12.66%	30.07%	A	31			
2025/02/04	8.247	No Trade	No Trade	68.25%	50	Research	85	100	Research Defon Sell	13.05%	32.57%	A	31			
2025/02/05	8.185	No Trade	No Trade	63.36%	50	Research	85	99	Research Defon Sell	12.12%	30.38%	A	32			
2025/02/06	8.140	No Trade	No Trade	59.76%	50	Research	85	99	Research Defon Sell	11.43%	28.02%	B	32			
2025/02/07	8.030	No Trade	No Trade	51.50%	50	Research	85	97	Research Defon Sell	9.85%	26.92%	B	33			
2025/02/10	8.104	Sell_Panda_ST	No Trade	55.56%	50	Research	85	98	Research Defon Sell	10.63%	27.95%	B	30			
2025/02/11	8.100	Sell_Panda_ST	No Trade	54.90%	50	Research	85	98	Research Defon Sell	10.50%	28.07%	B	26			
2025/02/12	8.074	Sell_Panda_ST	No Trade	52.62%	50	Research	85	98	Research Defon Sell	10.06%	25.24%	B	22			
2025/02/13	8.009	Sell_Panda_ST	No Trade	47.55%	50	Research	85	97	Research Defon Sell	9.09%	23.67%	B	17			
2025/02/14	8.117	No Trade	No Trade	54.88%	50	Research	85	98	Research Defon Sell	10.49%	25.18%	B	13			
2025/02/17	8.212	No Trade	No Trade	60.41%	50	Research	85	100	Research Defon Sell	11.55%	26.35%	A	10			
2025/02/18	8.308	No Trade	No Trade	66.86%	50	Research	85	100	Research Defon Sell	12.79%	28.78%	A	8			
2025/02/19	8.414	No Trade	No Trade	73.94%	50	Research	85	100	Research Defon Sell	14.14%	30.76%	A	8			
2025/02/20	8.282	No Trade	No Trade	64.20%	50	Research	85	98	Research Defon Sell	12.28%	28.06%	B	11			
2025/02/21	8.241	No Trade	No Trade	60.89%	50	Research	85	98	Research Defon Sell	11.65%	27.78%	B	13			
2025/02/24	8.141	No Trade	No Trade	52.55%	50	Research	85	97	Research Defon Sell	10.05%	25.24%	B	13			
2025/02/25	8.127	No Trade	No Trade	51.21%	50	Research	85	97	Research Defon Sell	9.79%	22.63%	B	10			
2025/02/26	7.803	No Trade	No Trade	27.96%	0	Absolutely No	0	0	Absolutely no Trade	5.35%	15.95%	C	6			
2025/02/27	7.953	No Trade	No Trade	38.11%	0	Research	85	0	Absolutely no Trade	7.29%	17.01%	C	1			
2025/02/28	8.103	No Trade	No Trade	48.30%	50	Research	85	96	Research Defon Sell	9.24%	17.41%	B	-4			
2025/03/03	8.367	No Trade	No Trade	65.67%	50	Research	85	99	Research Defon Sell	12.56%	21.91%	A	-6			
2025/03/04	8.413	No Trade	No Trade	68.52%	50	Research	85	100	Research Defon Sell	13.10%	23.22%	A	-6			
2025/03/05	8.332	No Trade	No Trade	62.42%	50	Research	85	99	Research Defon Sell	11.94%	20.42%	A	-4			
2025/03/06	7.943	No Trade	No Trade	34.70%	0	Research	85	0	Absolutely no Trade	6.64%	16.63%	C	-2			
2025/03/07	8.109	No Trade	No Trade	46.02%	50	Research	85	96	Research Defon Sell	8.80%	20.89%	B	1			
2025/03/10	8.117	No Trade	No Trade	45.36%	50	Research	85	96	Research Defon Sell	8.68%	22.26%	B	0			
2025/03/11	7.887	No Trade	No Trade	28.88%	0	Absolutely No	0	0	Absolutely no Trade	5.52%	18.56%	C	-3			
2025/03/12	7.896	No Trade	No Trade	29.18%	0	Absolutely No	0	0	Absolutely no Trade	5.58%	16.06%	C	-6			
2025/03/13	7.775	No Trade	No Trade	20.36%	0	Absolutely No	0	0	Absolutely no Trade	3.89%	13.65%	C	-10			
2025/03/14	7.713	No Trade	No Trade	15.61%	0	Absolutely No	0	0	Absolutely no Trade	2.99%	11.85%	C	-16			
2025/03/17	7.778	No Trade	No Trade	19.02%	0	Absolutely No	0	0	Absolutely no Trade	3.64%	11.97%	C	-20			
2025/03/18	7.739	No Trade	No Trade	15.94%	0	Absolutely No	0	0	Absolutely no Trade	3.05%	12.03%	C	-23			



Date	9 day	9 vs 21 day	33 day
2025/01/29	Buy_9day	Buy 9 vs 21	Buy 33_Day
2025/01/30	Buy_9day	Buy 9 vs 21	Buy 33_Day
2025/01/31	Buy_9day	Buy 9 vs 21	Buy 33_Day
2025/02/03	Buy_9day	Buy 9 vs 21	Buy 33_Day
2025/02/04	Buy_9day	Buy 9 vs 21	Buy 33_Day
2025/02/05	Buy_9day	Buy 9 vs 21	Buy 33_Day
2025/02/06	Buy_9day	Buy 9 vs 21	Buy 33_Day
2025/02/07	Sell_9day	Buy 9 vs 21	Buy 33_Day
2025/02/10	Sell_9day	Buy 9 vs 21	Buy 33_Day
2025/02/11	Sell_9day	Buy 9 vs 21	Buy 33_Day
2025/02/12	Sell_9day	Buy 9 vs 21	Buy 33_Day
2025/02/13	Sell_9day	Buy 9 vs 21	Buy 33_Day
2025/02/14	Buy_9day	Buy 9 vs 21	Buy 33_Day
2025/02/17	Buy_9day	Buy 9 vs 21	Buy 33_Day
2025/02/18	Buy_9day	Buy 9 vs 21	Buy 33_Day
2025/02/19	Buy_9day	Buy 9 vs 21	Buy 33_Day
2025/02/20	Buy_9day	Buy 9 vs 21	Buy 33_Day
2025/02/21	Buy_9day	Buy 9 vs 21	Buy 33_Day
2025/02/24	Sell_9day	Buy 9 vs 21	Buy 33_Day
2025/02/25	Sell_9day	Buy 9 vs 21	Buy 33_Day
2025/02/26	Sell_9day	Buy 9 vs 21	Sell 33_Day
2025/02/27	Sell_9day	Buy 9 vs 21	Sell 33_Day
2025/02/28	Sell_9day	Buy 9 vs 21	Buy 33_Day
2025/03/03	Buy_9day	Buy 9 vs 21	Buy 33_Day
2025/03/04	Buy_9day	Sell 9 vs 21	Buy 33_Day
2025/03/05	Buy_9day	Sell 9 vs 21	Buy 33_Day
2025/03/06	Sell_9day	Sell 9 vs 21	Sell 33_Day
2025/03/07	Sell_9day	Sell 9 vs 21	Buy 33_Day
2025/03/10	Sell_9day	Sell 9 vs 21	Buy 33_Day
2025/03/11	Sell_9day	Sell 9 vs 21	Sell 33_Day
2025/03/12	Sell_9day	Sell 9 vs 21	Sell 33_Day
2025/03/13	Sell_9day	Sell 9 vs 21	Sell 33_Day
2025/03/14	Sell_9day	Sell 9 vs 21	Sell 33_Day
2025/03/17	Sell_9day	Sell 9 vs 21	Sell 33_Day
2025/03/18	Sell_9day	Sell 9 vs 21	Sell 33_Day

Strategy Universe

Euro\_Communication\_Pairs

Ascendant guidance

Research

Strategy\_Open Date

2025/02/12

Caterpillar Guidance

Research

— DTE.ETR

--- 21 per. Mov. Avg. (DTE.ETR)

— Linear (DTE.ETR)

— TEF.MAD

--- 21 per. Mov. Avg. (TEF.MAD)

— Linear (TEF.MAD)

(+) : Mom Days

109

(-) : Mom Days

0

Guided : Factor

66 day

324\_Buy Guidance

0.0%

324\_Sell Guidance

92.0%

Mom\_75 (days)

12.0%

9 vs 21 day

-2.29%

Price vs 9 day

-1.84%



GD.NYS

B  
u  
y

General Dynamics  
Aerospace & Defense  
Aerospace & Defence

New York

Market Cap : (B)

77 365

XAR.ARC

SPDR S&P Aerospace & Defense ETF  
Aerospace & Defense  
ETF\_NYSE\_Price

NYSE

Market Cap : (B)

2 679

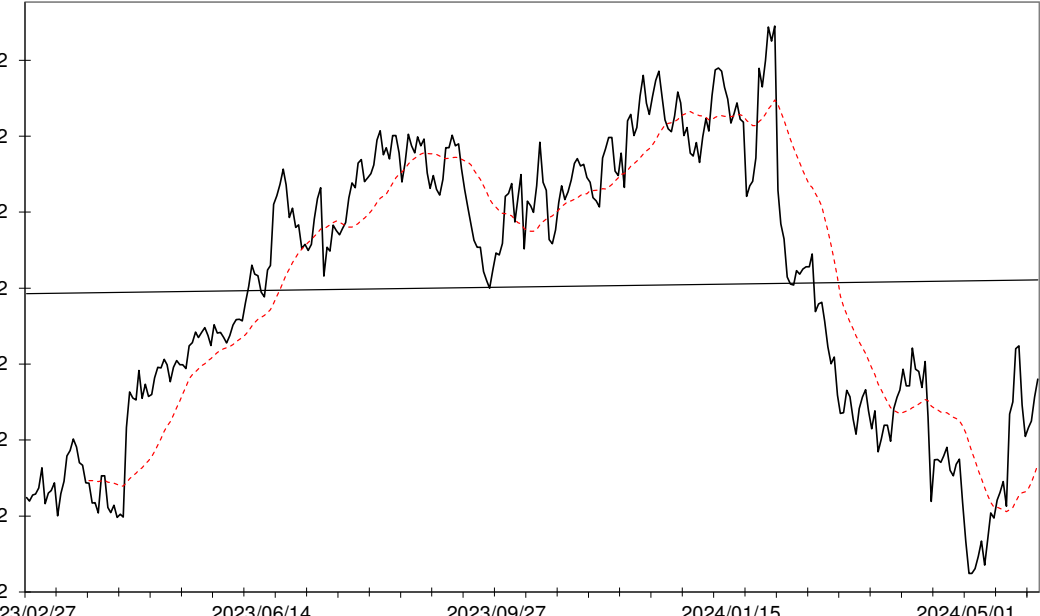

Follow the " 3day to 5day waiting period " before entering the trade : understand the Graph, Trend and Variables

Plan your enrty levels. Focus on the process not the outcome. Expect further short-term deviation from the trade signal. "Patience"

-2.123														-75.413		35.527	
Date	Price or Relative Price	Short_Term_ Radar	Medium_ Term_Radar	Caterpillar_ %	Wise_ Owl(Rnk)	324_Factor	Factor_324	Defcon _Index	Defcon _Index_Trade	Margin of Safety	75_Day_Mom	Trade_Rating (Guidance)	Trendsum				
2025/01/22	1.501	No Trade	No Trade	82.28%	50	Research	-85	-100	Research Defcon Buy	-10.34%	-21.06%	A	-17				
2025/01/23	1.486	No Trade	No Trade	89.15%	50	Research	-85	-100	Research Defcon Buy	-11.21%	-21.26%	A	-20				
2025/01/24	1.489	No Trade	No Trade	87.10%	50	Research	-85	-100	Research Defcon Buy	-10.95%	-20.45%	A	-22				
2025/01/27	1.543	No Trade	No Trade	59.91%	50	Research	-85	-96	Research Defcon Buy	-7.53%	-17.71%	B	-23				
2025/01/28	1.507	No Trade	No Trade	76.27%	50	Research	-85	-99	Research Defcon Buy	-9.59%	-19.89%	B	-22				
2025/01/29	1.457	No Trade	No Trade	100.00%	50	Research	-85	-100	Research Defcon Buy	-12.58%	-22.76%	A	-23				
2025/01/30	1.464	No Trade	No Trade	95.74%	50	Research	-85	-99	Research Defcon Buy	-12.04%	-21.62%	A	-24				
2025/01/31	1.465	No Trade	No Trade	95.19%	50	Research	-85	-99	Research Defcon Buy	-11.97%	-21.90%	A	-25				
2025/02/03	1.467	No Trade	No Trade	92.41%	50	Research	-85	-99	Research Defcon Buy	-11.62%	-21.67%	A	-28				
2025/02/04	1.473	No Trade	No Trade	89.13%	50	Research	-85	-99	Research Defcon Buy	-11.21%	-21.12%	B	-29				
2025/02/05	1.471	No Trade	No Trade	89.79%	50	Research	-85	-99	Research Defcon Buy	-11.29%	-22.27%	A	-28				
2025/02/06	1.474	No Trade	No Trade	87.76%	50	Research	-85	-99	Research Defcon Buy	-11.04%	-22.12%	B	-27				
2025/02/07	1.472	No Trade	No Trade	88.30%	50	Research	-85	-99	Research Defcon Buy	-11.11%	-21.68%	B	-24				
2025/02/10	1.458	No Trade	No Trade	93.26%	90	Research	-170	-100	Research Defcon Buy	-11.73%	-23.27%	AAA	-22				
2025/02/11	1.478	Buy_Panda_ST	No Trade	83.29%	75	Research	-170	-99	Research Defcon Buy	-10.48%	-22.24%	AA	-19				
2025/02/12	1.466	No Trade	No Trade	88.77%	90	Research	-170	-99	Research Defcon Buy	-11.17%	-22.82%	AAA	-16				
2025/02/13	1.448	No Trade	No Trade	96.86%	90	Research	-170	-100	Research Defcon Buy	-12.18%	-23.73%	AAA	-14				
2025/02/14	1.434	No Trade	No Trade	100.00%	90	Research	-170	-100	Research Defcon Buy	-12.98%	-24.82%	AAA	-13				
2025/02/17	1.434	No Trade	No Trade	98.57%	90	Research	-170	-100	Research Defcon Buy	-12.80%	-24.44%	AAA	-17				
2025/02/18	1.425	No Trade	No Trade	100.00%	90	Research	-170	-100	Research Defcon Buy	-13.24%	-25.07%	AAA	-21				
2025/02/19	1.445	No Trade	No Trade	90.22%	90	Research	-170	-99	Research Defcon Buy	-11.95%	-23.76%	AAA	-25				
2025/02/20	1.469	No Trade	No Trade	78.88%	90	Research	-170	-97	Research Defcon Buy	-10.45%	-22.29%	AA	-28				
2025/02/21	1.494	Buy_Panda_ST	Buy_Panda_ST	66.91%	75	Research	-170	-95	Research Defcon Buy	-8.86%	-20.98%	AA	-24				
2025/02/24	1.524	Buy_Panda_ST	Buy_Panda_ST	51.74%	50	Research	-170	0	Absolutely no Trade	-6.85%	-19.21%	B	-21				
2025/02/25	1.545	Buy_Panda_ST	Buy_Panda_ST	41.49%	0	Absolutely No	0	0	Absolutely no Trade	-5.49%	-18.19%	C	-16				
2025/02/26	1.524	No Trade	No Trade	50.39%	0	Research	-85	0	Absolutely no Trade	-6.67%	-18.87%	C	-11				
2025/02/27	1.540	No Trade	No Trade	42.54%	0	Absolutely No	0	0	Absolutely no Trade	-5.63%	-16.13%	C	-7				
2025/02/28	1.519	No Trade	No Trade	51.73%	0	Research	-85	0	Absolutely no Trade	-6.85%	-17.23%	C	-4				
2025/03/03	1.562	No Trade	No Trade	30.37%	0	Absolutely No	0	0	Absolutely no Trade	-4.02%	-15.32%	C	-1				
2025/03/04	1.567	No Trade	No Trade	27.60%	0	Absolutely No	0	0	Absolutely no Trade	-3.66%	-14.51%	C	3				
2025/03/05	1.598	No Trade	No Trade	12.83%	0	Absolutely No	0	0	Absolutely no Trade	-1.70%	-9.58%	C	7				
2025/03/06	1.646	No Trade	No Trade	12.91%	0	Absolutely No	0	0	Absolutely no Trade	1.38%	-5.81%	C	8				
2025/03/07	1.687	No Trade	No Trade	36.97%	0	Absolutely No	0	80	Research Defon Sell	3.95%	-2.65%	C	11				
2025/03/10	1.724	No Trade	No Trade	60.60%	0	Absolutely No	0	82	Research Defon Sell	6.48%	2.50%	C	15				
2025/03/11	1.669	No Trade	No Trade	29.49%	0	Absolutely No	0	79	Research Defon Sell	3.15%	0.00%	C	19				
2025/03/12	1.634	No Trade	No Trade	10.10%	0	Absolutely No	0	0	Absolutely no Trade	1.08%	-0.64%	C	21				
2025/03/13	1.646	No Trade	No Trade	17.48%	0	Absolutely No	0	79	Absolutely no Trade	1.87%	0.79%	C	24				
2025/03/14	1.620	Sell_Panda_ST	No Trade	2.84%	0	Absolutely No	0	0	Absolutely no Trade	0.30%	-0.71%	C	23				
2025/03/17	1.616	Sell_Panda_ST	No Trade	2.80%	0	Absolutely No	0	0	Absolutely no Trade	0.30%	-0.05%	C	21				
2025/03/18	1.641	Sell_Panda_ST	No Trade	18.21%	0	Absolutely No	0	78	Absolutely no Trade	1.95%	1.03%	C	16				



Date	9 day	9 vs 21 day	33 day
2025/01/29	Sell_9day	Sell 9 vs 21	Sell 33_Day
2025/01/30	Sell_9day	Sell 9 vs 21	Sell 33_Day
2025/01/31	Sell_9day	Sell 9 vs 21	Sell 33_Day
2025/02/03	Sell_9day	Sell 9 vs 21	Sell 33_Day
2025/02/04	Sell_9day	Sell 9 vs 21	Sell 33_Day
2025/02/05	Sell_9day	Sell 9 vs 21	Sell 33_Day
2025/02/06	Sell_9day	Sell 9 vs 21	Sell 33_Day
2025/02/07	Sell_9day	Sell 9 vs 21	Sell 33_Day
2025/02/10	Sell_9day	Sell 9 vs 21	Sell 33_Day
2025/02/11	Buy_9day	Sell 9 vs 21	Sell 33_Day
2025/02/12	Sell_9day	Sell 9 vs 21	Sell 33_Day
2025/02/13	Sell_9day	Sell 9 vs 21	Sell 33_Day
2025/02/14	Sell_9day	Sell 9 vs 21	Sell 33_Day
2025/02/17	Sell_9day	Sell 9 vs 21	Sell 33_Day
2025/02/18	Sell_9day	Sell 9 vs 21	Sell 33_Day
2025/02/19	Sell_9day	Sell 9 vs 21	Sell 33_Day
2025/02/20	Buy_9day	Sell 9 vs 21	Sell 33_Day
2025/02/21	Buy_9day	Sell 9 vs 21	Sell 33_Day
2025/02/24	Buy_9day	Sell 9 vs 21	Buy 33_Day
2025/02/25	Buy_9day	Sell 9 vs 21	Buy 33_Day
2025/02/26	Buy_9day	Buy 9 vs 21	Buy 33_Day
2025/02/27	Buy_9day	Buy 9 vs 21	Buy 33_Day
2025/02/28	Buy_9day	Buy 9 vs 21	Buy 33_Day
2025/03/03	Buy_9day	Buy 9 vs 21	Buy 33_Day
2025/03/04	Buy_9day	Buy 9 vs 21	Buy 33_Day
2025/03/05	Buy_9day	Buy 9 vs 21	Buy 33_Day
2025/03/06	Buy_9day	Buy 9 vs 21	Buy 33_Day
2025/03/07	Buy_9day	Buy 9 vs 21	Buy 33_Day
2025/03/10	Buy_9day	Buy 9 vs 21	Buy 33_Day
2025/03/11	Buy_9day	Buy 9 vs 21	Buy 33_Day
2025/03/12	Buy_9day	Buy 9 vs 21	Buy 33_Day
2025/03/13	Buy_9day	Buy 9 vs 21	Buy 33_Day
2025/03/14	Sell_9day	Buy 9 vs 21	Buy 33_Day
2025/03/17	Sell_9day	Buy 9 vs 21	Buy 33_Day
2025/03/18	Sell_9day	Buy 9 vs 21	Buy 33_Day

Strategy Universe		Rel vs Share_ETF_Aerospace and Defense ETF		Ascendant guidance		Research		Strategy_Open Date		2025/02/11		Caterpillar Guidance		Trade			
<div><div><div>— GD.NYS</div><div>--- 21 per. Mov. Avg. (GD.NYS)</div><div>— Linear (GD.NYS)</div></div><div><div>— XAR.ARC</div><div>--- 21 per. Mov. Avg. (XAR.ARC)</div><div>— Linear (XAR.ARC)</div></div></div>														(+): Mom Days		1	
(-): Mom Days		0															
Guided: Factor		9 vs 21 day															
324_Buy Guidance		0.0%															
324_Sell Guidance		74.9%															
Mom_75 (days)		1.0%															
9 vs 21 day		4.93%															
Price vs 9 day		-0.76%															

ABI.BRU

**Follow the " 3day to 5day waiting period " before entering the trade : understand the Graph, Trend and Variables**

# AI.PAR

**Plan your entry levels. Focus on the process not the outcome. Expect further short-term deviation from the trade signal. "Patience"**

## B Anheuser Busch Inbev

# Air Liquide S.A

## u Consumer Staples

## Industrials

## Y Food and Beverage

## Industrial Goods & Services

# Belgium

## Market Cap : (B)

92 012

## France

**Market Cap : (B)**

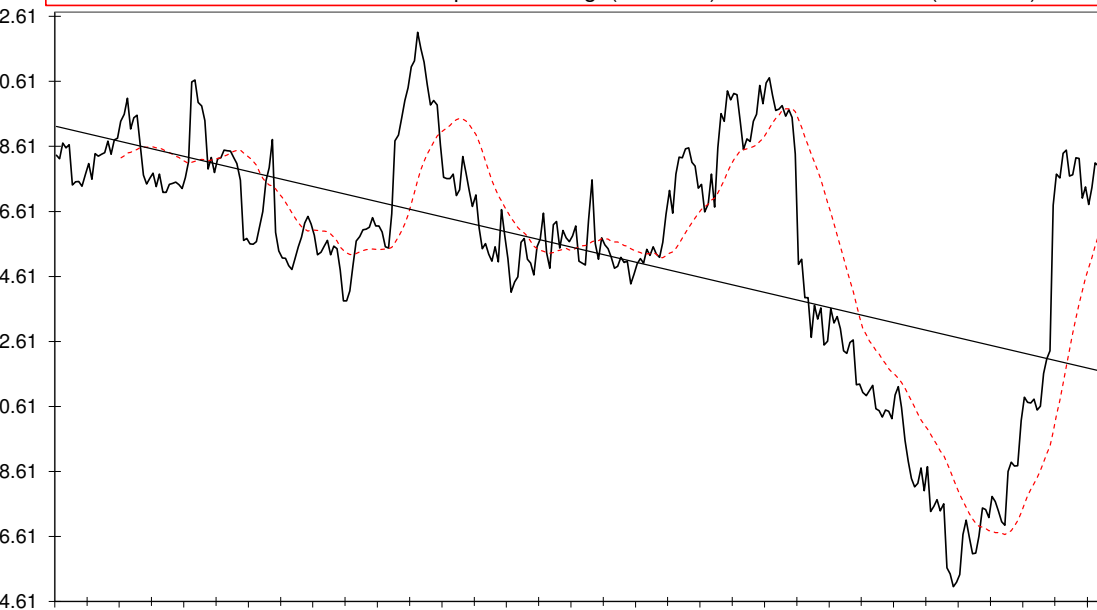

92 366

-1.733														-8.311		4.797	
Date	Price or Relative Price	Short_Term_ Radar	Medium_ Term_Radar	Caterpillar_ %	Wise_ Owl(Rnk)	324_Factor	Factor_324	Defcon _Index	Defcon _Index_Trade	Margin of Safety	75_Day_Mom	Trade_Rating (Guidance)	Trendsum				
2025/01/22	0.284	No Trade	No Trade	78.99%	50	Research	-85	-99	Research Defcon Buy	-10.68%	-21.18%	A	-29				
2025/01/23	0.285	No Trade	No Trade	75.87%	50	Research	-85	-99	Research Defcon Buy	-10.26%	-20.64%	A	-29				
2025/01/24	0.285	No Trade	No Trade	76.69%	50	Research	-85	-99	Research Defcon Buy	-10.37%	-19.63%	A	-32				
2025/01/27	0.286	No Trade	No Trade	73.02%	50	Research	-85	-99	Research Defcon Buy	-9.88%	-17.40%	B	-34				
2025/01/28	0.285	No Trade	No Trade	76.70%	50	Research	-85	-99	Research Defcon Buy	-10.38%	-18.11%	A	-35				
2025/01/29	0.282	No Trade	No Trade	82.82%	50	Research	-85	-100	Research Defcon Buy	-11.20%	-18.42%	A	-36				
2025/01/30	0.283	No Trade	No Trade	80.65%	50	Research	-85	-100	Research Defcon Buy	-10.91%	-18.65%	A	-36				
2025/01/31	0.283	No Trade	No Trade	80.56%	50	Research	-85	-100	Research Defcon Buy	-10.90%	-18.32%	A	-37				
2025/02/03	0.282	No Trade	No Trade	81.41%	50	Research	-85	-100	Research Defcon Buy	-11.01%	-19.77%	A	-38				
2025/02/04	0.280	No Trade	No Trade	87.67%	60	Research	-85	-100	Research Defcon Buy	-11.86%	-19.76%	A	-38				
2025/02/05	0.280	No Trade	No Trade	86.65%	60	Research	-85	-100	Research Defcon Buy	-11.72%	-20.15%	A	-39				
2025/02/06	0.285	No Trade	No Trade	74.30%	50	Research	-85	-98	Research Defcon Buy	-10.05%	-18.36%	B	-39				
2025/02/07	0.289	Buy_Panda_ST	Buy_Panda_ST	65.53%	90	Research	-170	-97	Research Defcon Buy	-8.86%	-17.42%	AA	-37				
2025/02/10	0.287	Buy_Panda_ST	Buy_Panda_ST	69.62%	90	Research	-170	-97	Research Defcon Buy	-9.42%	-17.77%	AAA	-36				
2025/02/11	0.286	Buy_Panda_ST	Buy_Panda_ST	72.81%	90	Research	-170	-98	Research Defcon Buy	-9.85%	-19.00%	AAA	-32				
2025/02/12	0.294	Buy_Panda_ST	Buy_Panda_ST	54.48%	50	Research	-170	0	Absolutely no Trade	-7.37%	-17.60%	B	-26				
2025/02/13	0.294	Buy_Panda_ST	Buy_Panda_ST	53.67%	0	Research	-85	0	Absolutely no Trade	-7.26%	-17.30%	C	-22				
2025/02/14	0.291	Buy_Panda_ST	Buy_Panda_ST	59.78%	50	Research	-85	-96	Research Defcon Buy	-8.09%	-16.99%	B	-17				
2025/02/17	0.291	Buy_Panda_ST	Buy_Panda_ST	59.48%	50	Research	-85	-96	Research Defcon Buy	-8.05%	-17.31%	B	-12				
2025/02/18	0.292	No Trade	No Trade	59.22%	50	Research	-85	-96	Research Defcon Buy	-8.01%	-17.14%	B	-8				
2025/02/19	0.293	No Trade	No Trade	56.04%	50	Research	-85	-95	Research Defcon Buy	-7.58%	-12.27%	C	-6				
2025/02/20	0.293	No Trade	No Trade	55.86%	50	Research	-85	-95	Research Defcon Buy	-7.56%	-11.64%	C	-4				
2025/02/21	0.289	No Trade	No Trade	64.26%	50	Research	-85	-97	Research Defcon Buy	-8.69%	-11.47%	C	-3				
2025/02/24	0.298	No Trade	No Trade	43.96%	0	Absolutely No	0	0	Absolutely no Trade	-5.95%	-8.16%	C	-1				
2025/02/25	0.298	No Trade	No Trade	43.57%	0	Absolutely No	0	0	Absolutely no Trade	-5.89%	-7.91%	C	0				
2025/02/26	0.323	No Trade	No Trade	15.62%	0	Absolutely No	0	86	Research Defon Sell	1.92%	-1.97%	C	3				
2025/02/27	0.331	No Trade	No Trade	36.49%	0	Absolutely No	0	88	Research Defon Sell	4.48%	0.27%	C	4				
2025/02/28	0.326	No Trade	No Trade	24.79%	0	Absolutely No	0	87	Research Defon Sell	3.04%	-0.40%	C	8				
2025/03/03	0.325	No Trade	No Trade	21.59%	0	Absolutely No	0	86	Research Defon Sell	2.65%	-1.21%	C	12				
2025/03/04	0.329	No Trade	No Trade	31.66%	0	Absolutely No	0	87	Research Defon Sell	3.89%	0.62%	C	14				
2025/03/05	0.319	No Trade	No Trade	6.04%	0	Absolutely No	0	85	Research Defon Sell	0.74%	-3.38%	C	12				
2025/03/06	0.320	No Trade	No Trade	8.59%	0	Absolutely No	0	85	Research Defon Sell	1.05%	-3.28%	C	11				
2025/03/07	0.323	No Trade	No Trade	16.99%	0	Absolutely No	0	86	Research Defon Sell	2.09%	-3.00%	C	10				
2025/03/10	0.318	No Trade	No Trade	3.49%	0	Absolutely No	0	84	Research Defon Sell	0.43%	-4.52%	C	7				
2025/03/11	0.321	No Trade	No Trade	12.03%	0	Absolutely No	0	85	Research Defon Sell	1.48%	-3.00%	C	3				
2025/03/12	0.319	No Trade	No Trade	7.22%	0	Absolutely No	0	85	Research Defon Sell	0.89%	-2.69%	C	0				
2025/03/13	0.317	No Trade	No Trade	1.46%	0	Absolutely No	0	84	Research Defon Sell	0.18%	-3.41%	C	-3				
2025/03/14	0.318	No Trade	No Trade	4.43%	0	Absolutely No	0	84	Research Defon Sell	0.54%	-3.99%	C	-6				
2025/03/17	0.322	No Trade	No Trade	14.48%	0	Absolutely No	0	86	Research Defon Sell	1.78%	-1.46%	C	-8				
2025/03/18	0.322	No Trade	No Trade	15.51%	0	Absolutely No	0	86	Research Defon Sell	1.91%	-1.83%	C	-9				





Date	9 day	9 vs 21 day	33 day
2025/01/29	Sell_9day	Sell 9 vs 21	Sell 33_Day
2025/01/30	Sell_9day	Sell 9 vs 21	Sell 33_Day
2025/01/31	Sell_9day	Sell 9 vs 21	Sell 33_Day
2025/02/03	Sell_9day	Sell 9 vs 21	Sell 33_Day
2025/02/04	Sell_9day	Sell 9 vs 21	Sell 33_Day
2025/02/05	Sell_9day	Sell 9 vs 21	Sell 33_Day
2025/02/06	Buy_9day	Sell 9 vs 21	Sell 33_Day
2025/02/07	Buy_9day	Sell 9 vs 21	Sell 33_Day
2025/02/10	Buy_9day	Sell 9 vs 21	Sell 33_Day
2025/02/11	Buy_9day	Sell 9 vs 21	Sell 33_Day
2025/02/12	Buy_9day	Sell 9 vs 21	Buy 33_Day
2025/02/13	Buy_9day	Buy 9 vs 21	Buy 33_Day
2025/02/14	Buy_9day	Buy 9 vs 21	Buy 33_Day
2025/02/17	Buy_9day	Buy 9 vs 21	Buy 33_Day
2025/02/18	Buy_9day	Buy 9 vs 21	Buy 33_Day
2025/02/19	Buy_9day	Buy 9 vs 21	Buy 33_Day
2025/02/20	Buy_9day	Buy 9 vs 21	Buy 33_Day
2025/02/21	Sell_9day	Buy 9 vs 21	Buy 33_Day
2025/02/24	Buy_9day	Buy 9 vs 21	Buy 33_Day
2025/02/25	Buy_9day	Buy 9 vs 21	Buy 33_Day
2025/02/26	Buy_9day	Buy 9 vs 21	Buy 33_Day
2025/02/27	Buy_9day	Buy 9 vs 21	Buy 33_Day
2025/02/28	Buy_9day	Buy 9 vs 21	Buy 33_Day
2025/03/03	Buy_9day	Buy 9 vs 21	Buy 33_Day
2025/03/04	Buy_9day	Buy 9 vs 21	Buy 33_Day
2025/03/05	Buy_9day	Buy 9 vs 21	Buy 33_Day
2025/03/06	Buy_9day	Buy 9 vs 21	Buy 33_Day
2025/03/07	Buy_9day	Buy 9 vs 21	Buy 33_Day
2025/03/10	Sell_9day	Buy 9 vs 21	Buy 33_Day
2025/03/11	Sell_9day	Buy 9 vs 21	Buy 33_Day
2025/03/12	Sell_9day	Buy 9 vs 21	Buy 33_Day
2025/03/13	Sell_9day	Buy 9 vs 21	Buy 33_Day
2025/03/14	Sell_9day	Buy 9 vs 21	Buy 33_Day
2025/03/17	Buy_9day	Buy 9 vs 21	Buy 33_Day
2025/03/18	Buy_9day	Buy 9 vs 21	Buy 33_Day

Strategy Universe		Euro_Europe_STOXX50_Pairs	Ascendant guidance		Trade	Strategy_Open Date	2025/02/11	Caterpillar Guidance	Apply Caution	
<div><div><div>— ABI.BRU</div><div>----- 21 per. Mov. Avg. (ABI.BRU)</div><div>— Linear (ABI.BRU)</div></div><div><div>— AI.PAR</div><div>----- 21 per. Mov. Avg. (AI.PAR)</div><div>— Linear (AI.PAR)</div></div></div> <div></div> <div></div>		(+) : Mom Days	0							
		(-) : Mom Days	0							
		Guided : Factor	9 vs 21 day							
		324_Buy Guidance	0.0%							
		324_Sell Guidance	81.0%							
		Mom_75 (days)	-1.8%							
		9 vs 21 day	1.89%							
		Price vs 9 day	0.70%							



S  
e  
l  
l

MCD.NYS

McDonald's Corporation

Consumer Discretionary

Hotels, Restaurants & Leisure

New York

Market Cap : (B)

208 020

MDLZ.NAS

Mondelez International

Consumer Staples

Food Products

New York

Market Cap : (B)

86 115

Follow the " 3day to 5day waiting period " before entering the trade : understand the Graph, Trend and Variables

Plan your enrty levels. Focus on the process not the outcome. Expect further short-term deviation from the trade signal. "Patience"

-2.290										47.593				-20.787	
Date	Price or Relative Price	Short_Term_ Radar	Medium_ Term_Radar	Caterpillar_ %	Wise_ Owl(Rnk)	324_Factor	Factor_324	Defcon _Index	Defcon _Index_Trade	Margin of Safety	75_Day_Mom	Trade_Rating (Guidance)	Trendsum		
2025/01/22	4.996	No Trade	No Trade	58.84%	50	Research	85	99	Research Defon Sell	8.26%	17.17%	B	7		
2025/01/23	4.994	No Trade	No Trade	58.04%	50	Research	85	99	Research Defon Sell	8.14%	17.56%	B	7		
2025/01/24	4.971	No Trade	No Trade	57.39%	50	Research	85	98	Research Defon Sell	7.61%	17.32%	B	9		
2025/01/27	5.025	No Trade	No Trade	64.86%	50	Research	85	100	Research Defon Sell	8.60%	17.92%	A	10		
2025/01/28	5.116	No Trade	No Trade	79.33%	50	Research	85	100	Research Defon Sell	10.51%	19.64%	A	13		
2025/01/29	5.078	No Trade	No Trade	72.74%	50	Research	85	99	Research Defon Sell	9.64%	18.82%	A	16		
2025/01/30	4.970	No Trade	No Trade	54.80%	50	Research	85	97	Research Defon Sell	7.26%	15.13%	B	17		
2025/01/31	4.978	No Trade	No Trade	57.78%	50	Research	85	97	Research Defon Sell	7.38%	13.33%	C	17		
2025/02/03	5.052	No Trade	No Trade	68.96%	50	Research	85	99	Research Defon Sell	8.81%	15.77%	B	12		
2025/02/04	5.163	No Trade	No Trade	87.27%	50	Research	85	100	Research Defon Sell	11.15%	18.66%	A	10		
2025/02/05	5.029	No Trade	No Trade	64.25%	50	Research	85	97	Research Defon Sell	8.21%	13.66%	C	9		
2025/02/06	5.090	No Trade	No Trade	74.07%	50	Research	85	99	Research Defon Sell	9.46%	15.10%	B	11		
2025/02/07	5.035	Sell_Panda_ST	No Trade	64.39%	50	Research	85	98	Research Defon Sell	8.23%	12.62%	C	12		
2025/02/10	5.269	No Trade	No Trade	100.00%	50	Research	85	100	Research Defon Sell	13.10%	19.47%	A	15		
2025/02/11	5.132	No Trade	No Trade	77.01%	50	Research	85	97	Research Defon Sell	10.09%	21.28%	B	18		
2025/02/12	5.076	No Trade	No Trade	67.46%	50	Research	85	96	Research Defon Sell	8.84%	17.73%	B	21		
2025/02/13	5.069	Sell_Panda_ST	No Trade	65.92%	50	Research	85	96	Research Defon Sell	8.63%	19.93%	B	23		
2025/02/14	5.073	Sell_Panda_ST	No Trade	66.20%	50	Research	85	96	Research Defon Sell	8.67%	18.87%	B	21		
2025/02/17	5.073	Sell_Panda_ST	No Trade	64.97%	50	Research	85	96	Research Defon Sell	8.51%	18.92%	B	17		
2025/02/18	4.983	No Trade	No Trade	49.76%	0	Research	85	0	Absolutely no Trade	6.52%	19.28%	C	11		
2025/02/19	4.876	No Trade	No Trade	31.91%	0	Absolutely No	0	0	Absolutely no Trade	4.18%	14.30%	C	7		
2025/02/20	4.875	No Trade	No Trade	31.36%	0	Absolutely No	0	0	Absolutely no Trade	4.11%	13.12%	C	4		
2025/02/21	4.713	No Trade	No Trade	4.69%	0	Absolutely No	0	0	Absolutely no Trade	0.61%	10.02%	C	0		
2025/02/24	4.706	No Trade	No Trade	2.33%	0	Absolutely No	0	0	Absolutely no Trade	0.31%	9.29%	C	-2		
2025/02/25	4.716	No Trade	No Trade	3.69%	0	Absolutely No	0	0	Absolutely no Trade	0.48%	6.47%	C	-4		
2025/02/26	4.795	No Trade	No Trade	16.15%	0	Absolutely No	0	0	Absolutely no Trade	2.12%	6.96%	C	-6		
2025/02/27	4.844	No Trade	No Trade	23.74%	0	Absolutely No	0	0	Absolutely no Trade	3.11%	7.27%	C	-7		
2025/02/28	4.800	No Trade	No Trade	16.20%	0	Absolutely No	0	0	Absolutely no Trade	2.12%	5.23%	C	-9		
2025/03/03	4.626	No Trade	No Trade	15.98%	0	Absolutely No	0	-78	Absolutely no Trade	-1.74%	3.03%	C	-13		
2025/03/04	4.683	No Trade	No Trade	5.21%	0	Absolutely No	0	0	Absolutely no Trade	-0.57%	3.95%	C	-17		
2025/03/05	4.637	No Trade	No Trade	14.65%	0	Absolutely No	0	-78	Absolutely no Trade	-1.59%	1.83%	C	-21		
2025/03/06	4.649	No Trade	No Trade	12.79%	0	Absolutely No	0	-78	Absolutely no Trade	-1.39%	2.46%	C	-24		
2025/03/07	4.743	No Trade	No Trade	4.24%	0	Absolutely No	0	0	Absolutely no Trade	0.55%	4.02%	C	-25		
2025/03/10	4.655	No Trade	No Trade	13.36%	0	Absolutely No	0	-77	Absolutely no Trade	-1.45%	2.27%	C	-22		
2025/03/11	4.521	No Trade	No Trade	39.92%	0	Absolutely No	0	-81	Research Defcon Buy	-4.34%	0.12%	C	-23		
2025/03/12	4.608	No Trade	No Trade	23.52%	0	Absolutely No	0	-79	Absolutely no Trade	-2.55%	3.49%	C	-26		
2025/03/13	4.599	No Trade	No Trade	25.65%	0	Absolutely No	0	-79	Research Defcon Buy	-2.79%	2.03%	C	-30		
2025/03/14	4.662	No Trade	No Trade	13.75%	0	Absolutely No	0	-77	Absolutely no Trade	-1.49%	2.22%	C	-30		
2025/03/17	4.670	No Trade	No Trade	13.57%	0	Absolutely No	0	-77	Absolutely no Trade	-1.47%	2.25%	C	-30		
2025/03/18	4.696	No Trade	No Trade	8.95%	0	Absolutely No	0	-77	Absolutely no Trade	-0.97%	3.54%	C	-28		



ES.NYS

Follow the " 3day to 5day waiting period " before entering the trade : understand the Graph, Trend and Variables

EVRG.NAS

Plan your enrty levels. Focus on the process not the outcome. Expect further short-term deviation from the trade signal. "Patience"

B Eversource Energy

u Utilities

y Electric Utilities

New York

Market Cap : (B)

23 223

Eergy Inc.

Utilities

Electric Utilities

New York

Market Cap : (B)

14 778

-2.109

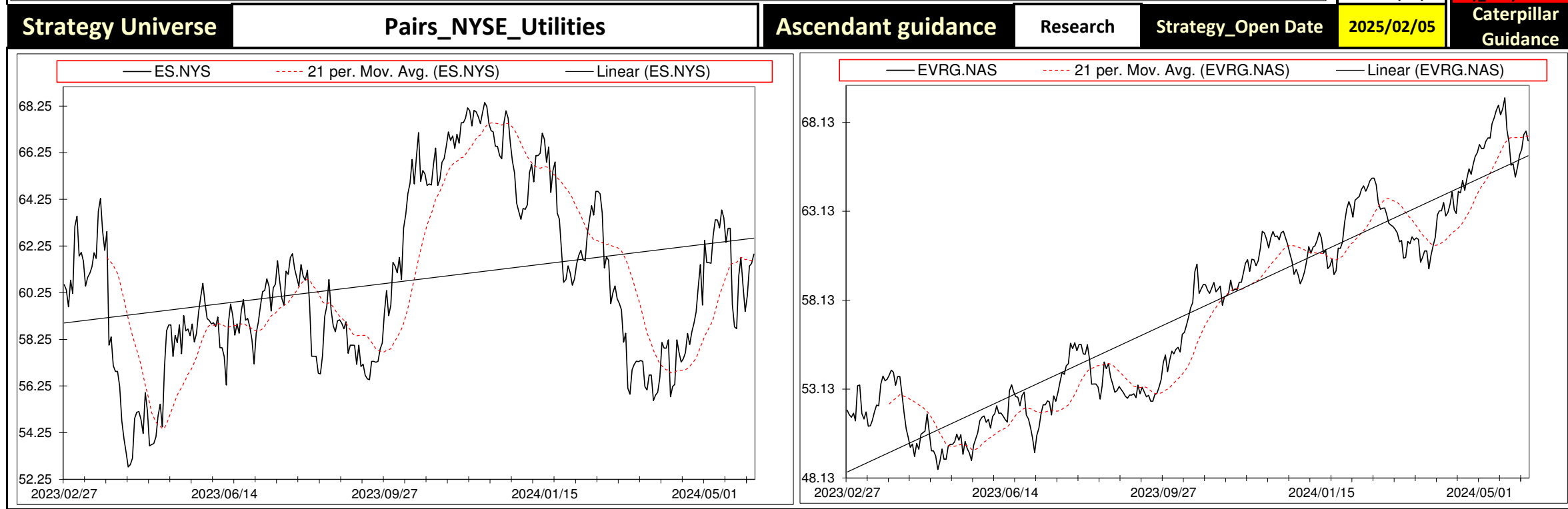
-58.481

27.736

Date	Price or Relative Price	Short_Term_ Radar	Medium_ Term_Radar	Caterpillar_ %	Wise_ Owl(Rnk)	324_Factor	Factor_324	Defcon _Index	Defcon _Index_Trade	Margin of Safety	75_Day_Mom	Trade_Rating (Guidance)	Trendsum
2025/01/22	0.887	No Trade	No Trade	66.34%	50	Research	-85	-100	Research Defcon Buy	-8.26%	-18.16%	A	-26
2025/01/23	0.892	No Trade	No Trade	62.34%	50	Research	-85	-100	Research Defcon Buy	-7.76%	-17.72%	A	-28
2025/01/24	0.887	No Trade	No Trade	66.10%	50	Research	-85	-100	Research Defcon Buy	-8.23%	-17.55%	A	-30
2025/01/27	0.907	No Trade	No Trade	48.23%	50	Research	-85	-98	Research Defcon Buy	-6.00%	-14.83%	C	-32
2025/01/28	0.913	No Trade	No Trade	42.72%	30	Absolutely No	0	-97	Research Defcon Buy	-5.32%	-14.23%	C	-33
2025/01/29	0.909	Buy_Panda_ST	No Trade	45.41%	30	Absolutely No	0	-97	Research Defcon Buy	-5.65%	-15.94%	C	-32
2025/01/30	0.894	No Trade	No Trade	57.68%	50	Research	-85	-99	Research Defcon Buy	-7.18%	-16.90%	A	-34
2025/01/31	0.899	No Trade	No Trade	52.94%	50	Research	-85	-99	Research Defcon Buy	-6.59%	-16.14%	B	-33
2025/02/03	0.902	No Trade	No Trade	49.18%	50	Research	-85	-98	Research Defcon Buy	-6.12%	-16.80%	B	-31
2025/02/04	0.902	Buy_Panda_ST	No Trade	48.29%	50	Research	-85	-98	Research Defcon Buy	-6.01%	-16.08%	B	-28
2025/02/05	0.901	Buy_Panda_ST	No Trade	48.57%	50	Research	-85	-98	Research Defcon Buy	-6.04%	-15.70%	B	-24
2025/02/06	0.900	No Trade	No Trade	49.74%	50	Research	-85	-99	Research Defcon Buy	-6.19%	-16.86%	B	-22
2025/02/07	0.911	Buy_Panda_ST	Buy_Panda_ST	39.55%	0	Absolutely No	0	-97	Research Defcon Buy	-4.92%	-15.67%	C	-20
2025/02/10	0.919	Buy_Panda_ST	Buy_Panda_ST	31.43%	0	Absolutely No	0	-96	Research Defcon Buy	-3.91%	-14.62%	C	-18
2025/02/11	0.928	Buy_Panda_ST	Buy_Panda_ST	23.57%	0	Absolutely No	0	-95	Research Defcon Buy	-2.93%	-14.28%	C	-17
2025/02/12	0.899	No Trade	No Trade	47.61%	0	Absolutely No	0	-99	Research Defcon Buy	-5.93%	-17.07%	C	-14
2025/02/13	0.934	Buy_Panda_ST	Buy_Panda_ST	19.98%	0	Absolutely No	0	0	Absolutely no Trade	-2.17%	-13.76%	C	-12
2025/02/14	0.923	No Trade	No Trade	32.38%	0	Absolutely No	0	-96	Research Defcon Buy	-3.28%	-15.35%	C	-9
2025/02/17	0.923	No Trade	No Trade	30.72%	0	Absolutely No	0	-96	Research Defcon Buy	-3.11%	-14.32%	C	-7
2025/02/18	0.917	No Trade	No Trade	36.48%	0	Absolutely No	0	-97	Research Defcon Buy	-3.70%	-15.89%	C	-6
2025/02/19	0.932	No Trade	No Trade	20.26%	0	Absolutely No	0	0	Absolutely no Trade	-2.05%	-14.44%	C	-5
2025/02/20	0.942	No Trade	No Trade	9.06%	0	Absolutely No	0	0	Absolutely no Trade	-0.92%	-11.81%	C	-1
2025/02/21	0.931	No Trade	No Trade	20.29%	0	Absolutely No	0	0	Absolutely no Trade	-2.06%	-12.19%	C	3
2025/02/24	0.922	No Trade	No Trade	28.44%	0	Absolutely No	0	-96	Research Defcon Buy	-2.88%	-9.34%	C	5
2025/02/25	0.927	No Trade	No Trade	22.09%	0	Absolutely No	0	-95	Research Defcon Buy	-2.24%	-6.75%	C	6
2025/02/26	0.918	No Trade	No Trade	30.71%	0	Absolutely No	0	-96	Research Defcon Buy	-3.11%	-7.27%	C	6
2025/02/27	0.910	No Trade	No Trade	38.57%	0	Absolutely No	0	-97	Research Defcon Buy	-3.91%	-7.32%	C	4
2025/02/28	0.914	No Trade	No Trade	33.76%	0	Absolutely No	0	-97	Research Defcon Buy	-3.42%	-5.28%	C	2
2025/03/03	0.906	No Trade	No Trade	40.46%	0	Absolutely No	0	-98	Research Defcon Buy	-4.10%	-4.71%	C	-1
2025/03/04	0.882	No Trade	No Trade	64.92%	50	Research	-85	-100	Research Defcon Buy	-6.58%	-8.07%	C	-3
2025/03/05	0.878	No Trade	No Trade	69.15%	50	Research	-85	-100	Research Defcon Buy	-7.01%	-10.33%	C	-6
2025/03/06	0.893	No Trade	No Trade	52.56%	0	Absolutely No	0	-98	Research Defcon Buy	-5.33%	-7.92%	C	-9
2025/03/07	0.927	No Trade	No Trade	16.89%	0	Absolutely No	0	0	Absolutely no Trade	-1.71%	-4.64%	C	-11
2025/03/10	0.949	No Trade	No Trade	9.17%	0	Absolutely No	0	0	Absolutely no Trade	0.86%	-1.52%	C	-9
2025/03/11	0.923	No Trade	No Trade	18.54%	0	Absolutely No	0	0	Absolutely no Trade	-1.88%	-3.56%	C	-7
2025/03/12	0.897	No Trade	No Trade	45.60%	0	Absolutely No	0	-98	Research Defcon Buy	-4.62%	-7.75%	C	-4
2025/03/13	0.902	No Trade	No Trade	39.02%	0	Absolutely No	0	-97	Research Defcon Buy	-3.95%	-8.51%	C	-3
2025/03/14	0.910	No Trade	No Trade	30.33%	0	Absolutely No	0	-96	Research Defcon Buy	-3.07%	-8.26%	C	-4
2025/03/17	0.909	No Trade	No Trade	29.62%	0	Absolutely No	0	-96	Research Defcon Buy	-3.00%	-7.28%	C	-5
2025/03/18	0.923	No Trade	No Trade	15.06%	0	Absolutely No	0	0	Absolutely no Trade	-1.53%	-7.16%	C	-5



Date	9 day	9 vs 21 day	33 day
2025/01/29	Buy_9day	Sell 9 vs 21	Sell 33_Day
2025/01/30	Sell_9day	Sell 9 vs 21	Sell 33_Day
2025/01/31	Sell_9day	Sell 9 vs 21	Sell 33_Day
2025/02/03	Buy_9day	Sell 9 vs 21	Sell 33_Day
2025/02/04	Buy_9day	Sell 9 vs 21	Sell 33_Day
2025/02/05	Buy_9day	Sell 9 vs 21	Sell 33_Day
2025/02/06	Sell_9day	Sell 9 vs 21	Sell 33_Day
2025/02/07	Buy_9day	Sell 9 vs 21	Sell 33_Day
2025/02/10	Buy_9day	Sell 9 vs 21	Buy 33_Day
2025/02/11	Buy_9day	Sell 9 vs 21	Buy 33_Day
2025/02/12	Sell_9day	Buy 9 vs 21	Sell 33_Day
2025/02/13	Buy_9day	Buy 9 vs 21	Buy 33_Day
2025/02/14	Buy_9day	Buy 9 vs 21	Buy 33_Day
2025/02/17	Buy_9day	Buy 9 vs 21	Buy 33_Day
2025/02/18	Sell_9day	Buy 9 vs 21	Buy 33_Day
2025/02/19	Buy_9day	Buy 9 vs 21	Buy 33_Day
2025/02/20	Buy_9day	Buy 9 vs 21	Buy 33_Day
2025/02/21	Buy_9day	Buy 9 vs 21	Buy 33_Day
2025/02/24	Sell_9day	Buy 9 vs 21	Buy 33_Day
2025/02/25	Sell_9day	Buy 9 vs 21	Buy 33_Day
2025/02/26	Sell_9day	Buy 9 vs 21	Buy 33_Day
2025/02/27	Sell_9day	Buy 9 vs 21	Sell 33_Day
2025/02/28	Sell_9day	Buy 9 vs 21	Buy 33_Day
2025/03/03	Sell_9day	Buy 9 vs 21	Sell 33_Day
2025/03/04	Sell_9day	Buy 9 vs 21	Sell 33_Day
2025/03/05	Sell_9day	Sell 9 vs 21	Sell 33_Day
2025/03/06	Sell_9day	Sell 9 vs 21	Sell 33_Day
2025/03/07	Buy_9day	Sell 9 vs 21	Buy 33_Day
2025/03/10	Buy_9day	Sell 9 vs 21	Buy 33_Day
2025/03/11	Buy_9day	Sell 9 vs 21	Buy 33_Day
2025/03/12	Sell_9day	Sell 9 vs 21	Sell 33_Day
2025/03/13	Sell_9day	Sell 9 vs 21	Sell 33_Day
2025/03/14	Buy_9day	Sell 9 vs 21	Sell 33_Day
2025/03/17	Sell_9day	Sell 9 vs 21	Sell 33_Day
2025/03/18	Buy_9day	Sell 9 vs 21	Buy 33_Day



<b>Caterpillar Guidance</b>	<b>Research</b>
(+) : Mom Days	0
(-) : Mom Days	6
Guided : Factor	9 vs 21 day
324_Buy Guidance	94.9%
324_Sell Guidance	0.0%
Mom_75 (days)	-7.2%
9 vs 21 day	-0.02%
Price vs 9 day	0.84%



ABI.BRU

Follow the " 3day to 5day waiting period " before entering the trade : understand the Graph, Trend and Variables

BN.PAR

Plan your enrty levels. Focus on the process not the outcome. Expect further short-term deviation from the trade signal. "Patience"

**B** Anheuser Busch Inbev  
**U** Consumer Staples  
**Y** Food and Beverage

Belgium

Market Cap : (B)

92 012

Danone Sa

Consumer Staples

Food Producers

France

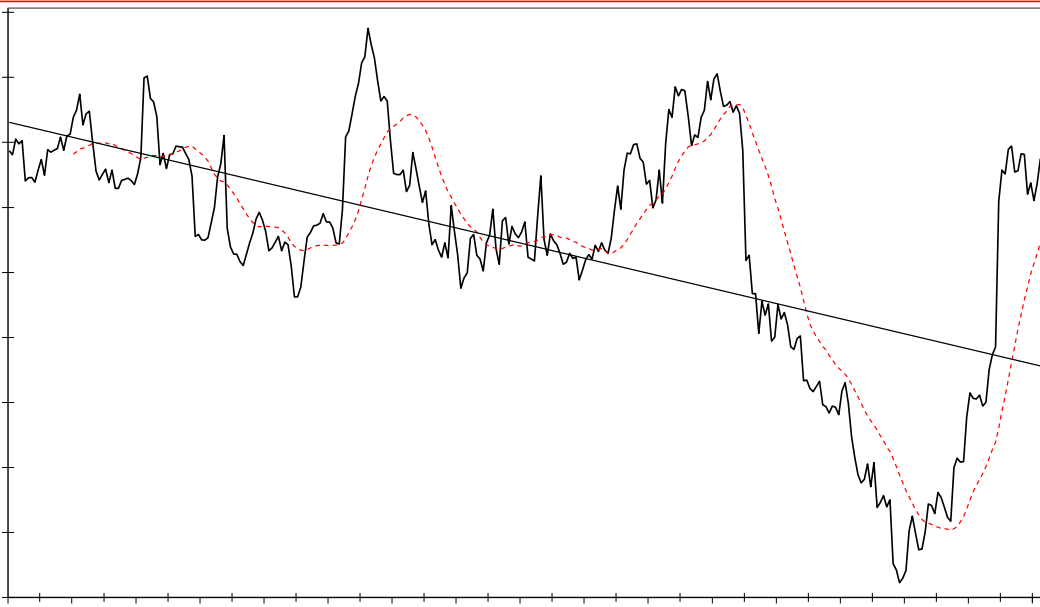
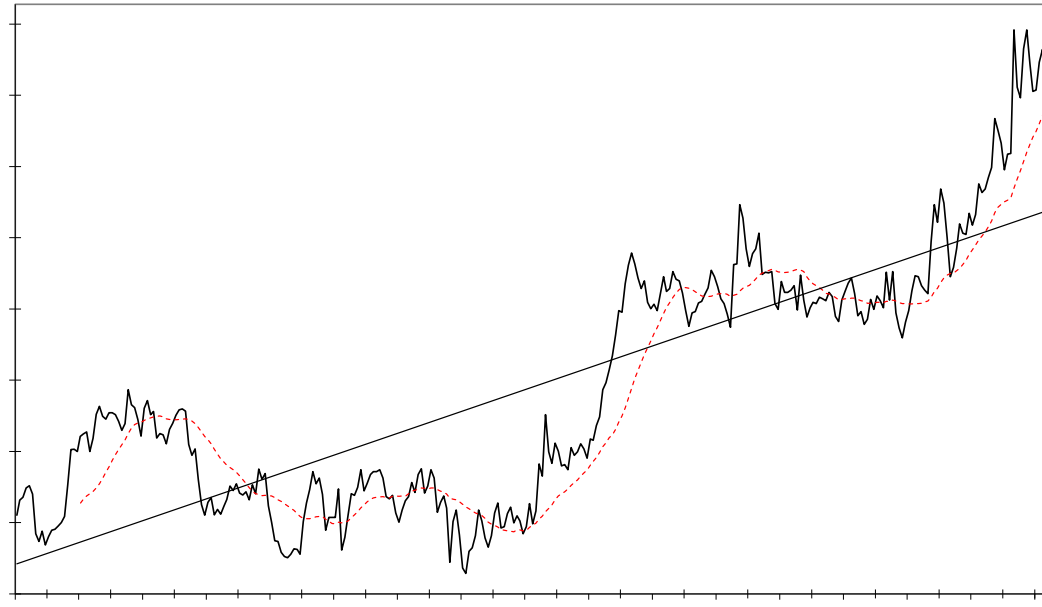
Market Cap : (B)

42 134

-2.122														-71.570		33.720	
Date	Price or Relative Price	Short_Term_ Radar	Medium_ Term_Radar	Caterpillar_ %	Wise_ Owl(Rnk)	324_Factor	Factor_324	Defcon _Index	Defcon _Index_Trade	Margin of Safety	75_Day_Mom	Trade_Rating (Guidance)	Trendsum				
2025/01/22	0.707	No Trade	No Trade	80.36%	50	Research	-85	-100	Research Defcon Buy	-11.05%	-24.33%	A	-38				
2025/01/23	0.709	No Trade	No Trade	78.43%	50	Research	-85	-99	Research Defcon Buy	-10.79%	-24.62%	A	-34				
2025/01/24	0.718	Buy_Panda_ST	No Trade	69.65%	50	Research	-85	-98	Research Defcon Buy	-9.58%	-22.14%	B	-33				
2025/01/27	0.715	Buy_Panda_ST	No Trade	70.73%	50	Research	-85	-99	Research Defcon Buy	-9.73%	-21.24%	B	-29				
2025/01/28	0.703	No Trade	No Trade	81.08%	50	Research	-85	-100	Research Defcon Buy	-11.15%	-22.67%	A	-29				
2025/01/29	0.705	No Trade	No Trade	79.23%	50	Research	-85	-100	Research Defcon Buy	-10.90%	-22.35%	A	-29				
2025/01/30	0.705	No Trade	No Trade	78.95%	90	Research	-170	-100	Research Defcon Buy	-10.86%	-22.95%	AAA	-30				
2025/01/31	0.707	No Trade	No Trade	76.70%	90	Research	-170	-100	Research Defcon Buy	-10.55%	-22.81%	AAA	-31				
2025/02/03	0.712	No Trade	No Trade	70.08%	90	Research	-170	-99	Research Defcon Buy	-9.64%	-22.73%	AAA	-31				
2025/02/04	0.720	Buy_Panda_ST	Buy_Panda_ST	63.08%	75	Research	-170	-98	Research Defcon Buy	-8.68%	-21.45%	AA	-26				
2025/02/05	0.715	Buy_Panda_ST	Buy_Panda_ST	66.79%	75	Research	-170	-98	Research Defcon Buy	-9.19%	-23.09%	AA	-20				
2025/02/06	0.734	Buy_Panda_ST	Buy_Panda_ST	52.93%	60	Research	-170	-96	Research Defcon Buy	-6.70%	-21.66%	A	-14				
2025/02/07	0.731	No Trade	No Trade	55.91%	60	Research	-170	-96	Research Defcon Buy	-7.03%	-21.46%	A	-10				
2025/02/10	0.732	No Trade	No Trade	56.80%	60	Research	-170	-96	Research Defcon Buy	-6.70%	-21.11%	A	-5				
2025/02/11	0.733	No Trade	No Trade	55.60%	50	Research	-85	-96	Research Defcon Buy	-6.56%	-21.54%	B	0				
2025/02/12	0.747	No Trade	No Trade	39.73%	0	Absolutely No	0	0	Absolutely no Trade	-4.69%	-17.97%	C	4				
2025/02/13	0.761	No Trade	No Trade	23.39%	0	Absolutely No	0	0	Absolutely no Trade	-2.76%	-15.89%	C	7				
2025/02/14	0.756	No Trade	No Trade	29.07%	0	Absolutely No	0	0	Absolutely no Trade	-3.43%	-14.71%	C	10				
2025/02/17	0.746	No Trade	No Trade	38.02%	0	Absolutely No	0	0	Absolutely no Trade	-4.49%	-15.96%	C	12				
2025/02/18	0.750	No Trade	No Trade	32.66%	0	Absolutely No	0	0	Absolutely no Trade	-3.85%	-14.95%	C	14				
2025/02/19	0.744	No Trade	No Trade	38.73%	0	Absolutely No	0	0	Absolutely no Trade	-4.57%	-11.10%	C	14				
2025/02/20	0.742	No Trade	No Trade	40.03%	0	Absolutely No	0	0	Absolutely no Trade	-4.72%	-11.08%	C	14				
2025/02/21	0.754	No Trade	No Trade	26.86%	0	Absolutely No	0	0	Absolutely no Trade	-3.17%	-7.52%	C	16				
2025/02/24	0.745	No Trade	No Trade	34.17%	0	Absolutely No	0	0	Absolutely no Trade	-4.03%	-7.93%	C	16				
2025/02/25	0.753	No Trade	No Trade	25.84%	0	Absolutely No	0	0	Absolutely no Trade	-3.05%	-6.56%	C	13				
2025/02/26	0.821	No Trade	No Trade	53.33%	0	Absolutely No	0	81	Research Defon Sell	5.88%	0.20%	C	11				
2025/02/27	0.844	No Trade	No Trade	80.84%	0	Absolutely No	0	83	Research Defon Sell	8.91%	3.77%	C	11				
2025/02/28	0.837	No Trade	No Trade	73.19%	0	Absolutely No	0	82	Research Defon Sell	8.07%	2.31%	C	13				
2025/03/03	0.848	No Trade	No Trade	87.96%	0	Absolutely No	0	83	Research Defon Sell	9.69%	4.42%	C	16				
2025/03/04	0.809	No Trade	No Trade	42.66%	0	Absolutely No	0	80	Research Defon Sell	4.70%	-0.87%	C	19				
2025/03/05	0.816	No Trade	No Trade	51.55%	0	Absolutely No	0	80	Research Defon Sell	5.68%	-0.70%	C	21				
2025/03/06	0.820	No Trade	No Trade	56.99%	0	Absolutely No	0	81	Research Defon Sell	6.28%	0.16%	C	22				
2025/03/07	0.811	Sell_Panda_ST	No Trade	47.66%	0	Absolutely No	0	80	Research Defon Sell	5.25%	-1.25%	C	22				
2025/03/10	0.805	Sell_Panda_ST	No Trade	42.52%	0	Absolutely No	0	0	Absolutely no Trade	4.69%	-1.20%	C	19				
2025/03/11	0.799	Sell_Panda_ST	No Trade	35.81%	0	Absolutely No	0	0	Absolutely no Trade	3.95%	-0.51%	C	13				
2025/03/12	0.812	No Trade	No Trade	52.34%	0	Absolutely No	0	80	Research Defon Sell	5.77%	0.25%	C	8				
2025/03/13	0.804	No Trade	No Trade	43.45%	0	Absolutely No	0	0	Absolutely no Trade	4.79%	0.11%	C	4				
2025/03/14	0.803	No Trade	No Trade	42.36%	0	Absolutely No	0	0	Absolutely no Trade	4.67%	-1.29%	C	0				
2025/03/17	0.809	No Trade	No Trade	52.20%	0	Absolutely No	0	80	Research Defon Sell	5.75%	1.43%	C	-2				
2025/03/18	0.819	No Trade	No Trade	64.51%	0	Research	85	81	Research Defon Sell	7.11%	3.03%	C	-1				



Date	9 day	9 vs 21 day	33 day
2025/01/29	Sell_9day	Sell 9 vs 21	Sell 33_Day
2025/01/30	Sell_9day	Sell 9 vs 21	Sell 33_Day
2025/01/31	Sell_9day	Sell 9 vs 21	Sell 33_Day
2025/02/03	Buy_9day	Sell 9 vs 21	Sell 33_Day
2025/02/04	Buy_9day	Sell 9 vs 21	Sell 33_Day
2025/02/05	Buy_9day	Sell 9 vs 21	Sell 33_Day
2025/02/06	Buy_9day	Buy 9 vs 21	Buy 33_Day
2025/02/07	Buy_9day	Buy 9 vs 21	Buy 33_Day
2025/02/10	Buy_9day	Buy 9 vs 21	Buy 33_Day
2025/02/11	Buy_9day	Buy 9 vs 21	Buy 33_Day
2025/02/12	Buy_9day	Buy 9 vs 21	Buy 33_Day
2025/02/13	Buy_9day	Buy 9 vs 21	Buy 33_Day
2025/02/14	Buy_9day	Buy 9 vs 21	Buy 33_Day
2025/02/17	Buy_9day	Buy 9 vs 21	Buy 33_Day
2025/02/18	Buy_9day	Buy 9 vs 21	Buy 33_Day
2025/02/19	Sell_9day	Buy 9 vs 21	Buy 33_Day
2025/02/20	Sell_9day	Buy 9 vs 21	Buy 33_Day
2025/02/21	Buy_9day	Buy 9 vs 21	Buy 33_Day
2025/02/24	Sell_9day	Buy 9 vs 21	Buy 33_Day
2025/02/25	Buy_9day	Buy 9 vs 21	Buy 33_Day
2025/02/26	Buy_9day	Buy 9 vs 21	Buy 33_Day
2025/02/27	Buy_9day	Buy 9 vs 21	Buy 33_Day
2025/02/28	Buy_9day	Buy 9 vs 21	Buy 33_Day
2025/03/03	Buy_9day	Buy 9 vs 21	Buy 33_Day
2025/03/04	Buy_9day	Buy 9 vs 21	Buy 33_Day
2025/03/05	Buy_9day	Buy 9 vs 21	Buy 33_Day
2025/03/06	Buy_9day	Buy 9 vs 21	Buy 33_Day
2025/03/07	Sell_9day	Buy 9 vs 21	Buy 33_Day
2025/03/10	Sell_9day	Buy 9 vs 21	Buy 33_Day
2025/03/11	Sell_9day	Buy 9 vs 21	Buy 33_Day
2025/03/12	Sell_9day	Buy 9 vs 21	Buy 33_Day
2025/03/13	Sell_9day	Buy 9 vs 21	Buy 33_Day
2025/03/14	Sell_9day	Buy 9 vs 21	Buy 33_Day
2025/03/17	Buy_9day	Buy 9 vs 21	Buy 33_Day
2025/03/18	Buy_9day	Buy 9 vs 21	Buy 33_Day

Strategy Universe	Euro_Consumer Staples_Pairs	Ascendant guidance	Research	Strategy_Open Date	2025/02/05	Caterpillar Guidance	Research	
<div><div><div><div><div><div></div><div>ABI.BRU</div></div><div><div></div><div>21 per. Mov. Avg. (ABI.BRU)</div></div><div><div></div><div>Linear (ABI.BRU)</div></div></div><div></div></div><div><div><div><div><div></div><div>BN.PAR</div></div><div><div></div><div>21 per. Mov. Avg. (BN.PAR)</div></div><div><div></div><div>Linear (BN.PAR)</div></div></div><div></div></div></div></div></div>							<div>(+) : Mom Days</div>	<div>2</div>
							<div>(-) : Mom Days</div>	<div>0</div>
							<div>Guided : Factor</div>	<div>9 vs 21 day</div>
							<div>324_Buy Guidance</div>	<div>0.0%</div>
							<div>324_Sell Guidance</div>	<div>76.5%</div>
							<div>Mom_75 (days)</div>	<div>3.0%</div>
							<div>9 vs 21 day</div>	<div>1.47%</div>
							<div>Price vs 9 day</div>	<div>1.22%</div>

DG.PAR

B  
u  
y

Vinci Sa  
Industrials  
Construction & Materials

France

Market Cap : (B)

56 955

GLE.PAR

Société Générale Sa  
Financials  
Banks

France

Market Cap : (B)

20 788

-2.146

Follow the " 3day to 5day waiting period " before entering the trade : understand the Graph, Trend and Variables

-107.230

Plan your enrty levels. Focus on the process not the outcome. Expect further short-term deviation from the trade signal. "Patience"

49.971

Date	Price or Relative Price	Short_Term_ Radar	Medium_ Term_Radar	Caterpillar_ %	Wise_ Owl(Rnk)	324_Factor	Factor_324	Defcon _Index	Defcon _Index_Trade	Margin of Safety	75_Day_Mom	Trade_Rating (Guidance)	Trendsum
2025/01/22	3.508	No Trade	No Trade	25.41%	0	Absolutely No	0	-99	Research Defcon Buy	-3.87%	-24.94%	C	-29
2025/01/23	3.467	No Trade	No Trade	32.71%	0	Absolutely No	0	-100	Research Defcon Buy	-4.89%	-25.92%	C	-29
2025/01/24	3.404	No Trade	No Trade	43.49%	30	Absolutely No	0	-100	Research Defcon Buy	-6.50%	-26.64%	C	-32
2025/01/27	3.417	No Trade	No Trade	39.27%	30	Absolutely No	0	-100	Research Defcon Buy	-5.85%	-26.40%	C	-33
2025/01/28	3.408	No Trade	No Trade	40.19%	30	Absolutely No	0	-100	Research Defcon Buy	-5.98%	-27.55%	C	-34
2025/01/29	3.330	No Trade	No Trade	57.22%	30	Absolutely No	0	-100	Research Defcon Buy	-8.06%	-28.72%	C	-35
2025/01/30	3.365	No Trade	No Trade	52.97%	30	Absolutely No	0	-99	Research Defcon Buy	-6.98%	-27.68%	C	-36
2025/01/31	3.344	No Trade	No Trade	57.32%	30	Absolutely No	0	-100	Research Defcon Buy	-7.45%	-28.10%	C	-39
2025/02/03	3.414	No Trade	No Trade	45.06%	30	Absolutely No	0	-97	Research Defcon Buy	-5.20%	-25.77%	C	-38
2025/02/04	3.422	No Trade	No Trade	42.31%	30	Absolutely No	0	-97	Research Defcon Buy	-4.88%	-26.06%	C	-36
2025/02/05	3.413	Buy_Panda_ST	No Trade	45.69%	0	Absolutely No	0	-98	Research Defcon Buy	-5.03%	-25.16%	C	-30
2025/02/06	3.068	No Trade	No Trade	100.00%	50	Research	-85	-100	Research Defcon Buy	-14.52%	-31.50%	A	-28
2025/02/07	3.043	No Trade	No Trade	100.00%	50	Research	-85	-100	Research Defcon Buy	-15.14%	-31.17%	A	-28
2025/02/10	3.068	No Trade	No Trade	93.47%	50	Research	-85	-99	Research Defcon Buy	-14.15%	-29.96%	A	-29
2025/02/11	2.922	No Trade	No Trade	100.00%	50	Research	-85	-100	Research Defcon Buy	-18.15%	-33.34%	A	-30
2025/02/12	2.865	No Trade	No Trade	100.00%	60	Research	-85	-100	Research Defcon Buy	-19.66%	-34.50%	A	-32
2025/02/13	2.940	No Trade	No Trade	88.78%	60	Research	-85	-97	Research Defcon Buy	-17.45%	-30.77%	B	-33
2025/02/14	2.934	No Trade	No Trade	89.18%	60	Research	-85	-98	Research Defcon Buy	-17.53%	-32.49%	B	-36
2025/02/17	2.952	No Trade	No Trade	85.27%	60	Research	-85	-97	Research Defcon Buy	-16.76%	-31.97%	B	-36
2025/02/18	2.897	No Trade	No Trade	92.61%	60	Research	-85	-99	Research Defcon Buy	-18.20%	-32.65%	B	-36
2025/02/19	2.873	No Trade	No Trade	95.59%	60	Research	-85	-100	Research Defcon Buy	-18.79%	-26.18%	A	-34
2025/02/20	2.888	No Trade	No Trade	93.08%	60	Research	-85	-99	Research Defcon Buy	-18.30%	-23.68%	A	-32
2025/02/21	2.869	No Trade	No Trade	95.29%	50	Research	-85	-100	Research Defcon Buy	-18.73%	-23.78%	A	-30
2025/02/24	2.888	No Trade	No Trade	91.20%	50	Research	-85	-99	Research Defcon Buy	-17.93%	-24.27%	A	-28
2025/02/25	2.828	No Trade	No Trade	99.35%	50	Research	-85	-100	Research Defcon Buy	-19.53%	-24.19%	A	-27
2025/02/26	2.814	No Trade	No Trade	100.00%	50	Research	-85	-100	Research Defcon Buy	-19.84%	-25.06%	A	-30
2025/02/27	2.802	No Trade	No Trade	100.00%	60	Research	-85	-100	Research Defcon Buy	-20.09%	-25.79%	A	-31
2025/02/28	2.827	No Trade	No Trade	96.04%	60	Research	-85	-99	Research Defcon Buy	-19.30%	-25.21%	A	-34
2025/03/03	2.821	No Trade	No Trade	95.55%	60	Research	-85	-99	Research Defcon Buy	-19.20%	-25.34%	A	-36
2025/03/04	2.905	Buy_Panda_ST	No Trade	83.05%	50	Research	-85	-96	Research Defcon Buy	-16.69%	-23.83%	B	-32
2025/03/05	2.902	Buy_Panda_ST	No Trade	83.04%	90	Research	-170	-96	Research Defcon Buy	-16.69%	-24.19%	AA	-28
2025/03/06	2.829	No Trade	No Trade	93.00%	90	Research	-170	-99	Research Defcon Buy	-18.69%	-26.55%	AAA	-23
2025/03/07	2.781	No Trade	No Trade	99.41%	90	Research	-170	-100	Research Defcon Buy	-19.98%	-26.88%	AAA	-21
2025/03/10	2.910	No Trade	No Trade	79.50%	75	Research	-170	-95	Research Defcon Buy	-15.98%	-24.11%	AA	-19
2025/03/11	2.899	Buy_Panda_ST	Buy_Panda_ST	80.57%	75	Research	-170	-96	Research Defcon Buy	-16.19%	-23.25%	AA	-16
2025/03/12	2.926	Buy_Panda_ST	Buy_Panda_ST	76.15%	50	Research	-170	0	Absolutely no Trade	-15.30%	-22.54%	B	-15
2025/03/13	2.917	Buy_Panda_ST	Buy_Panda_ST	77.09%	75	Research	-170	-95	Research Defcon Buy	-15.49%	-24.84%	AA	-13
2025/03/14	2.861	No Trade	No Trade	84.68%	75	Research	-170	-97	Research Defcon Buy	-17.02%	-26.49%	AA	-11
2025/03/17	2.835	No Trade	No Trade	86.96%	75	Research	-170	-98	Research Defcon Buy	-17.47%	-27.25%	AA	-10
2025/03/18	2.793	No Trade	No Trade	92.54%	75	Research	-170	-100	Research Defcon Buy	-18.60%	-29.59%	AA	-10





Date	9 day	9 vs 21 day	33 day
2025/01/29	Sell_9day	Sell 9 vs 21	Sell 33_Day
2025/01/30	Sell_9day	Sell 9 vs 21	Sell 33_Day
2025/01/31	Sell_9day	Sell 9 vs 21	Sell 33_Day
2025/02/03	Buy_9day	Sell 9 vs 21	Sell 33_Day
2025/02/04	Buy_9day	Sell 9 vs 21	Sell 33_Day
2025/02/05	Buy_9day	Sell 9 vs 21	Sell 33_Day
2025/02/06	Sell_9day	Sell 9 vs 21	Sell 33_Day
2025/02/07	Sell_9day	Sell 9 vs 21	Sell 33_Day
2025/02/10	Sell_9day	Sell 9 vs 21	Sell 33_Day
2025/02/11	Sell_9day	Sell 9 vs 21	Sell 33_Day
2025/02/12	Sell_9day	Sell 9 vs 21	Sell 33_Day
2025/02/13	Sell_9day	Sell 9 vs 21	Sell 33_Day
2025/02/14	Sell_9day	Sell 9 vs 21	Sell 33_Day
2025/02/17	Sell_9day	Sell 9 vs 21	Sell 33_Day
2025/02/18	Sell_9day	Sell 9 vs 21	Sell 33_Day
2025/02/19	Sell_9day	Sell 9 vs 21	Sell 33_Day
2025/02/20	Sell_9day	Sell 9 vs 21	Sell 33_Day
2025/02/21	Sell_9day	Sell 9 vs 21	Sell 33_Day
2025/02/24	Sell_9day	Sell 9 vs 21	Sell 33_Day
2025/02/25	Sell_9day	Sell 9 vs 21	Sell 33_Day
2025/02/26	Sell_9day	Sell 9 vs 21	Sell 33_Day
2025/02/27	Sell_9day	Sell 9 vs 21	Sell 33_Day
2025/02/28	Sell_9day	Sell 9 vs 21	Sell 33_Day
2025/03/03	Sell_9day	Sell 9 vs 21	Sell 33_Day
2025/03/04	Buy_9day	Sell 9 vs 21	Sell 33_Day
2025/03/05	Buy_9day	Sell 9 vs 21	Sell 33_Day
2025/03/06	Sell_9day	Sell 9 vs 21	Sell 33_Day
2025/03/07	Sell_9day	Sell 9 vs 21	Sell 33_Day
2025/03/10	Buy_9day	Sell 9 vs 21	Sell 33_Day
2025/03/11	Buy_9day	Sell 9 vs 21	Sell 33_Day
2025/03/12	Buy_9day	Sell 9 vs 21	Sell 33_Day
2025/03/13	Buy_9day	Buy 9 vs 21	Sell 33_Day
2025/03/14	Sell_9day	Buy 9 vs 21	Sell 33_Day
2025/03/17	Sell_9day	Buy 9 vs 21	Sell 33_Day
2025/03/18	Sell_9day	Buy 9 vs 21	Sell 33_Day

Strategy Universe	Euro_Europe_STOXX50_Pairs	Ascendant guidance	Research	Strategy_Open Date	2025/02/05	Caterpillar Guidance	Research
						(+) : Mom Days	0
						(-) : Mom Days	103
						Guided : Factor	66 day
						324_Buy Guidance	99.5%
						324_Sell Guidance	0.0%
						Mom_75 (days)	-29.6%
						9 vs 21 day	0.03%
						Price vs 9 day	-2.37%



EOAN.ETR

B

E. On Se

u

Utilities

y

Gas, Water & Multiutilities

France

Market Cap : (B)

31 431

GLE.PAR

Société Générale Sa

Financials

Banks

France

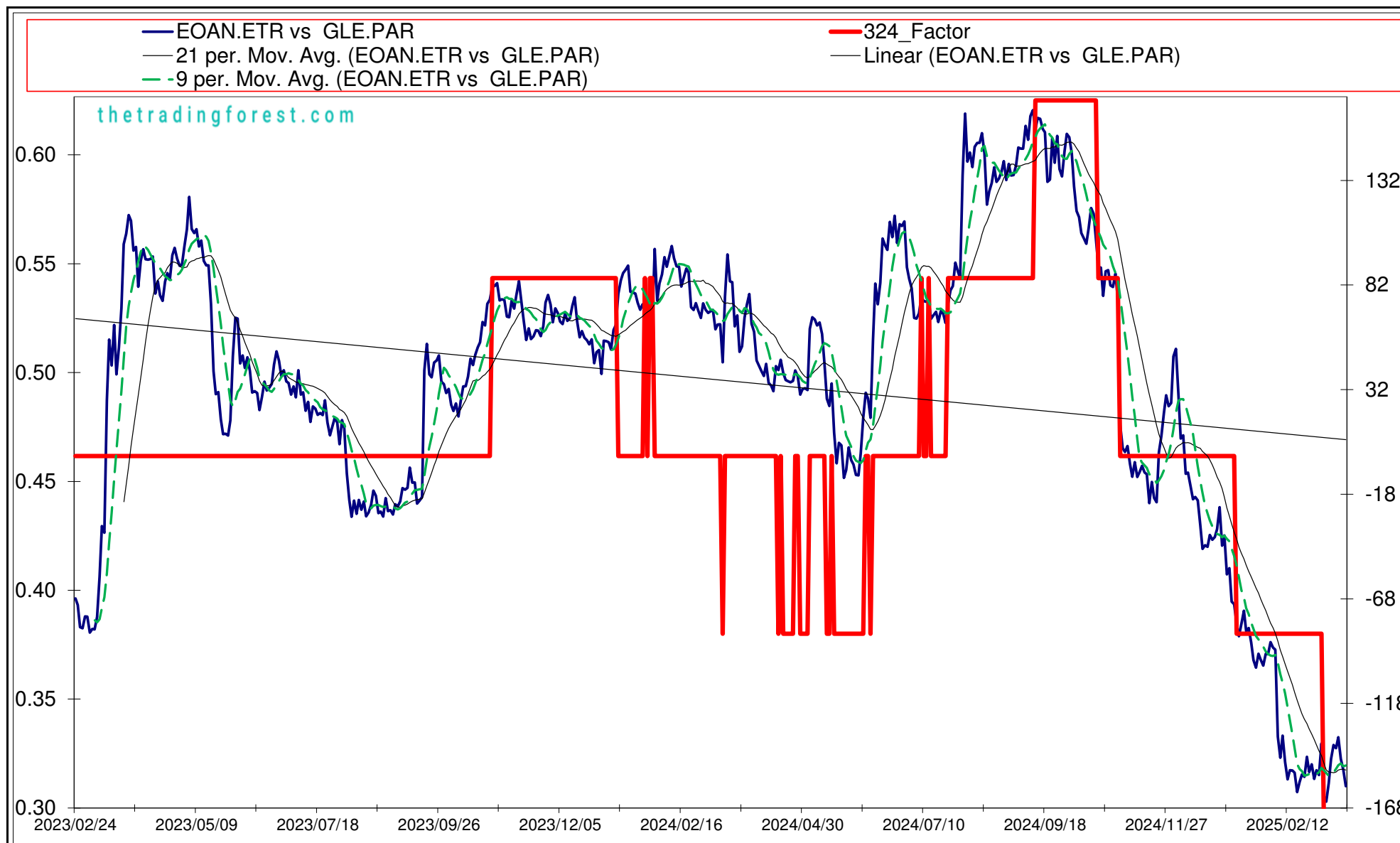
Market Cap : (B)

20 788

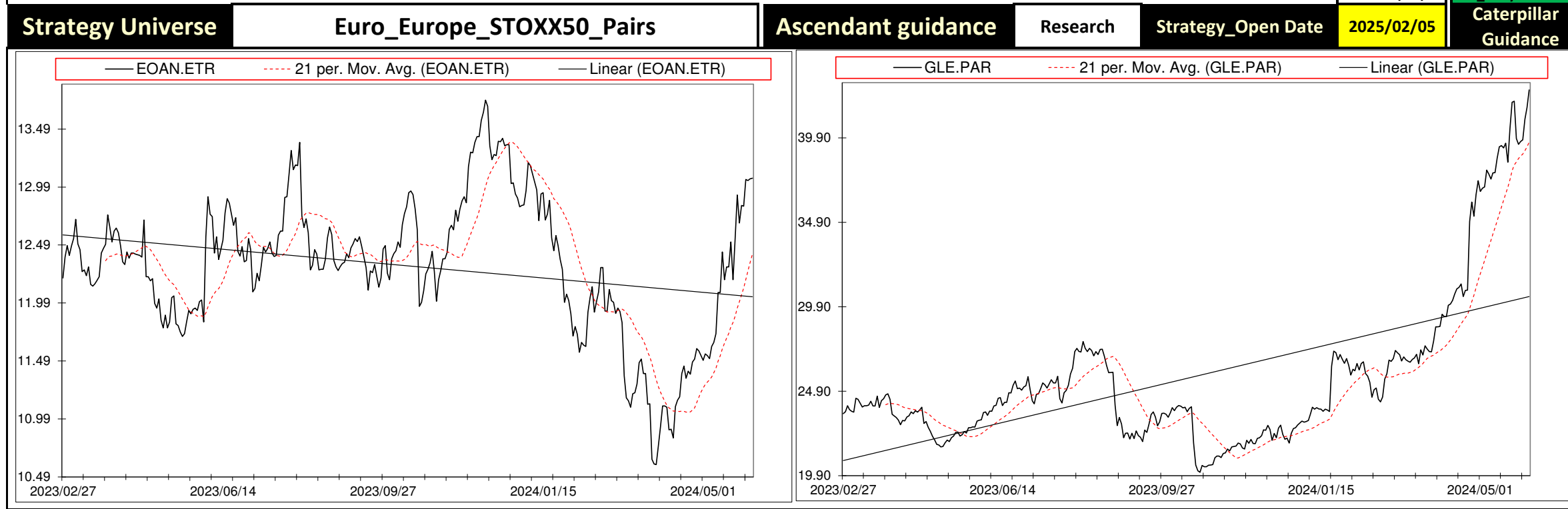
Follow the " 3day to 5day waiting period " before entering the trade : understand the Graph, Trend and Variables

Plan your enrty levels. Focus on the process not the outcome. Expect further short-term deviation from the trade signal. "Patience"

-2.130														-78.285		36.749	
Date	Price or Relative Price	Short_Term_ Radar	Medium_ Term_Radar	Caterpillar_ %	Wise_ Owl(Rnk)	324_Factor	Factor_324	Defcon _Index	Defcon _Index_Trade	Margin of Safety	75_Day_Mom	Trade_Rating (Guidance)	Trendsum				
2025/01/22	0.372	No Trade	No Trade	84.41%	50	Research	-85	-96	Research Defcon Buy	-14.06%	-37.68%	B	-29				
2025/01/23	0.364	No Trade	No Trade	100.00%	50	Research	-85	-98	Research Defcon Buy	-15.86%	-37.44%	B	-30				
2025/01/24	0.360	No Trade	No Trade	100.00%	60	Research	-85	-99	Research Defcon Buy	-16.59%	-36.82%	A	-32				
2025/01/27	0.366	No Trade	No Trade	89.82%	60	Research	-85	-98	Research Defcon Buy	-14.90%	-35.36%	B	-34				
2025/01/28	0.364	No Trade	No Trade	93.34%	60	Research	-85	-98	Research Defcon Buy	-15.49%	-35.03%	B	-36				
2025/01/29	0.361	No Trade	No Trade	96.60%	60	Research	-85	-99	Research Defcon Buy	-16.03%	-35.20%	A	-36				
2025/01/30	0.366	No Trade	No Trade	88.63%	60	Research	-85	-98	Research Defcon Buy	-14.71%	-33.95%	B	-35				
2025/01/31	0.366	No Trade	No Trade	88.51%	60	Research	-85	-98	Research Defcon Buy	-14.69%	-34.81%	B	-35				
2025/02/03	0.372	Buy_Panda_ST	No Trade	79.54%	50	Research	-85	-96	Research Defcon Buy	-13.20%	-34.92%	B	-30				
2025/02/04	0.369	Buy_Panda_ST	No Trade	82.66%	50	Research	-85	-97	Research Defcon Buy	-13.72%	-35.05%	B	-24				
2025/02/05	0.368	Buy_Panda_ST	No Trade	83.55%	50	Research	-85	-98	Research Defcon Buy	-13.86%	-33.90%	B	-20				
2025/02/06	0.328	No Trade	No Trade	100.00%	50	Research	-85	-100	Research Defcon Buy	-23.13%	-39.64%	A	-19				
2025/02/07	0.319	No Trade	No Trade	100.00%	50	Research	-85	-100	Research Defcon Buy	-25.35%	-41.40%	A	-21				
2025/02/10	0.329	No Trade	No Trade	89.93%	50	Research	-85	-97	Research Defcon Buy	-22.79%	-38.06%	B	-23				
2025/02/11	0.317	No Trade	No Trade	100.00%	50	Research	-85	-100	Research Defcon Buy	-25.58%	-41.59%	A	-26				
2025/02/12	0.309	No Trade	No Trade	100.00%	50	Research	-85	-100	Research Defcon Buy	-27.39%	-43.11%	A	-28				
2025/02/13	0.313	No Trade	No Trade	96.14%	50	Research	-85	-99	Research Defcon Buy	-26.34%	-41.57%	B	-28				
2025/02/14	0.313	No Trade	No Trade	96.06%	50	Research	-85	-99	Research Defcon Buy	-26.31%	-41.52%	B	-30				
2025/02/17	0.312	No Trade	No Trade	96.27%	60	Research	-85	-99	Research Defcon Buy	-26.37%	-42.37%	B	-31				
2025/02/18	0.303	No Trade	No Trade	100.00%	60	Research	-85	-100	Research Defcon Buy	-28.42%	-42.80%	A	-32				
2025/02/19	0.308	No Trade	No Trade	95.88%	60	Research	-85	-98	Research Defcon Buy	-27.25%	-34.76%	B	-32				
2025/02/20	0.311	No Trade	No Trade	92.91%	60	Research	-85	-97	Research Defcon Buy	-26.40%	-32.54%	B	-32				
2025/02/21	0.310	No Trade	No Trade	93.55%	60	Research	-85	-98	Research Defcon Buy	-26.58%	-32.51%	B	-32				
2025/02/24	0.319	Buy_Panda_ST	No Trade	85.18%	30	Research	-85	0	Absolutely no Trade	-24.21%	-30.89%	C	-30				
2025/02/25	0.312	Buy_Panda_ST	No Trade	90.83%	50	Research	-85	-97	Research Defcon Buy	-25.81%	-31.18%	B	-26				
2025/02/26	0.316	Buy_Panda_ST	No Trade	87.66%	50	Research	-85	-96	Research Defcon Buy	-24.91%	-29.49%	B	-23				
2025/02/27	0.309	No Trade	No Trade	93.07%	50	Research	-85	-98	Research Defcon Buy	-26.45%	-32.01%	B	-20				
2025/02/28	0.313	Buy_Panda_ST	No Trade	89.53%	50	Research	-85	-97	Research Defcon Buy	-25.44%	-30.09%	B	-19				
2025/03/03	0.311	No Trade	No Trade	90.74%	50	Research	-85	-97	Research Defcon Buy	-25.79%	-30.92%	B	-17				
2025/03/04	0.325	Buy_Panda_ST	Buy_Panda_ST	78.25%	30	Research	-85	0	Absolutely no Trade	-22.24%	-28.14%	C	-13				
2025/03/05	0.301	No Trade	No Trade	98.26%	75	Research	-170	-100	Research Defcon Buy	-27.92%	-33.01%	AA	-10				
2025/03/06	0.299	No Trade	No Trade	100.00%	75	Research	-170	-100	Research Defcon Buy	-28.51%	-33.48%	AA	-9				
2025/03/07	0.307	No Trade	No Trade	92.66%	75	Research	-170	-97	Research Defcon Buy	-26.42%	-29.52%	AA	-10				
2025/03/10	0.318	No Trade	No Trade	82.75%	50	Research	-170	0	Absolutely no Trade	-23.59%	-28.58%	B	-14				
2025/03/11	0.325	Buy_Panda_ST	Buy_Panda_ST	77.06%	50	Research	-170	0	Absolutely no Trade	-21.97%	-25.90%	B	-15				
2025/03/12	0.323	Buy_Panda_ST	Buy_Panda_ST	78.05%	50	Research	-170	0	Absolutely no Trade	-22.25%	-25.89%	B	-15				
2025/03/13	0.328	No Trade	No Trade	73.63%	50	Research	-170	0	Absolutely no Trade	-20.99%	-28.51%	B	-10				
2025/03/14	0.318	No Trade	No Trade	81.82%	50	Research	-170	0	Absolutely no Trade	-23.33%	-31.80%	B	-4				
2025/03/17	0.313	No Trade	No Trade	85.41%	75	Research	-170	-95	Research Defcon Buy	-24.35%	-34.34%	AA	-3				
2025/03/18	0.306	No Trade	No Trade	91.52%	75	Research	-170	-98	Research Defcon Buy	-26.09%	-37.00%	AA	-2				



Date	9 day	9 vs 21 day	33 day
2025/01/29	Sell_9day	Sell 9 vs 21	Sell 33_Day
2025/01/30	Sell_9day	Sell 9 vs 21	Sell 33_Day
2025/01/31	Sell_9day	Sell 9 vs 21	Sell 33_Day
2025/02/03	Buy_9day	Sell 9 vs 21	Sell 33_Day
2025/02/04	Buy_9day	Sell 9 vs 21	Sell 33_Day
2025/02/05	Buy_9day	Sell 9 vs 21	Sell 33_Day
2025/02/06	Sell_9day	Sell 9 vs 21	Sell 33_Day
2025/02/07	Sell_9day	Sell 9 vs 21	Sell 33_Day
2025/02/10	Sell_9day	Sell 9 vs 21	Sell 33_Day
2025/02/11	Sell_9day	Sell 9 vs 21	Sell 33_Day
2025/02/12	Sell_9day	Sell 9 vs 21	Sell 33_Day
2025/02/13	Sell_9day	Sell 9 vs 21	Sell 33_Day
2025/02/14	Sell_9day	Sell 9 vs 21	Sell 33_Day
2025/02/17	Sell_9day	Sell 9 vs 21	Sell 33_Day
2025/02/18	Sell_9day	Sell 9 vs 21	Sell 33_Day
2025/02/19	Sell_9day	Sell 9 vs 21	Sell 33_Day
2025/02/20	Sell_9day	Sell 9 vs 21	Sell 33_Day
2025/02/21	Sell_9day	Sell 9 vs 21	Sell 33_Day
2025/02/24	Buy_9day	Sell 9 vs 21	Sell 33_Day
2025/02/25	Buy_9day	Sell 9 vs 21	Sell 33_Day
2025/02/26	Buy_9day	Sell 9 vs 21	Sell 33_Day
2025/02/27	Sell_9day	Sell 9 vs 21	Sell 33_Day
2025/02/28	Buy_9day	Sell 9 vs 21	Sell 33_Day
2025/03/03	Sell_9day	Sell 9 vs 21	Sell 33_Day
2025/03/04	Buy_9day	Sell 9 vs 21	Sell 33_Day
2025/03/05	Sell_9day	Sell 9 vs 21	Sell 33_Day
2025/03/06	Sell_9day	Sell 9 vs 21	Sell 33_Day
2025/03/07	Sell_9day	Sell 9 vs 21	Sell 33_Day
2025/03/10	Buy_9day	Sell 9 vs 21	Sell 33_Day
2025/03/11	Buy_9day	Buy 9 vs 21	Sell 33_Day
2025/03/12	Buy_9day	Buy 9 vs 21	Sell 33_Day
2025/03/13	Buy_9day	Buy 9 vs 21	Buy 33_Day
2025/03/14	Buy_9day	Buy 9 vs 21	Sell 33_Day
2025/03/17	Sell_9day	Buy 9 vs 21	Sell 33_Day
2025/03/18	Sell_9day	Buy 9 vs 21	Sell 33_Day



Trade	
(+) : Mom Days	0
(-) : Mom Days	94
Guided : Factor	66 day
324_Buy Guidance	97.6%
324_Sell Guidance	0.0%
Mom_75 (days)	-37.0%
9 vs 21 day	0.67%
Price vs 9 day	-3.02%

S  
e  
|  
|

GLE.PAR

Société Générale Sa

Financials

Banks

France

Market Cap : (B)

20 788

TEF.MAD

Telefonica S.A

Communication

Telecommunication

Spain

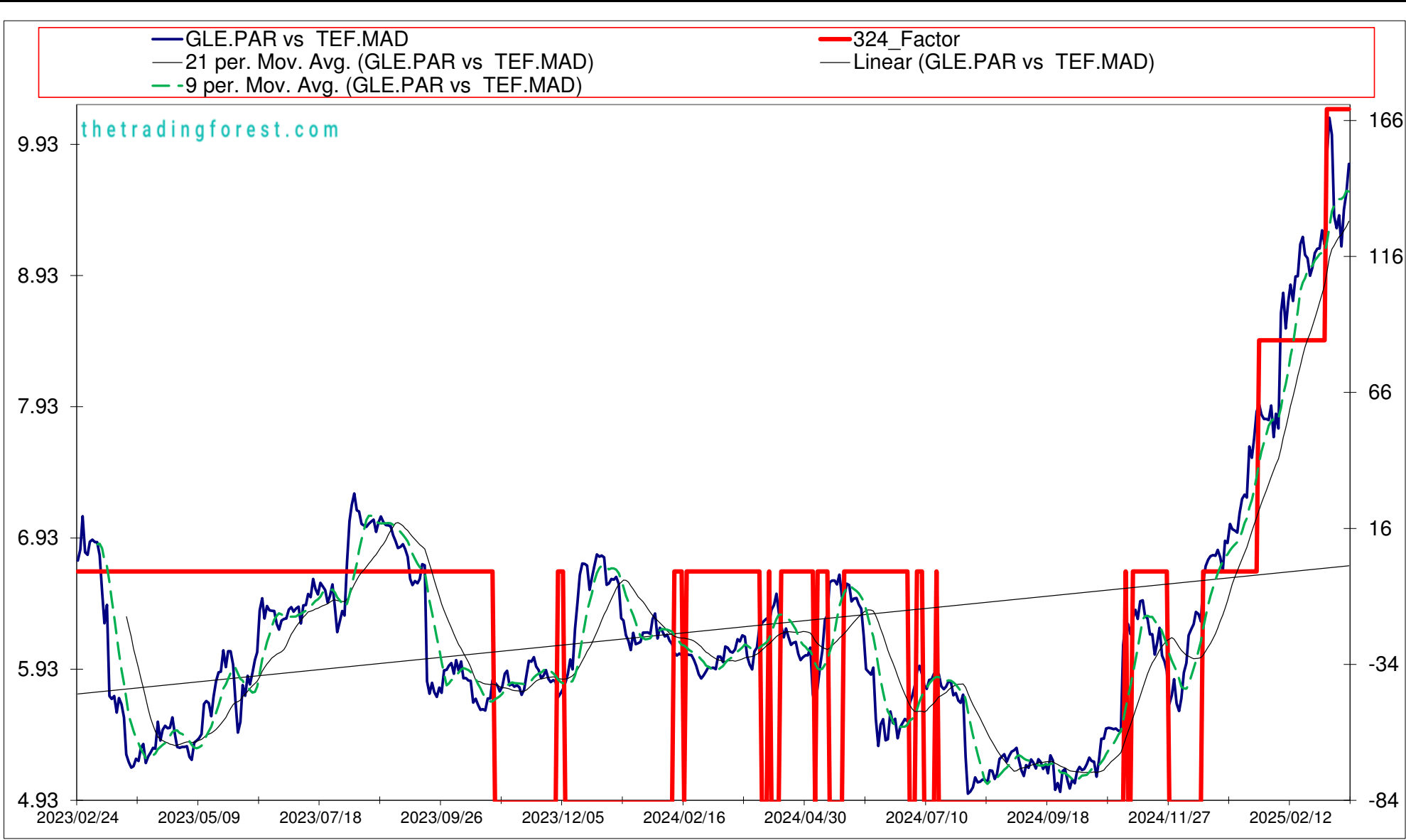
Market Cap : (B)

24 241


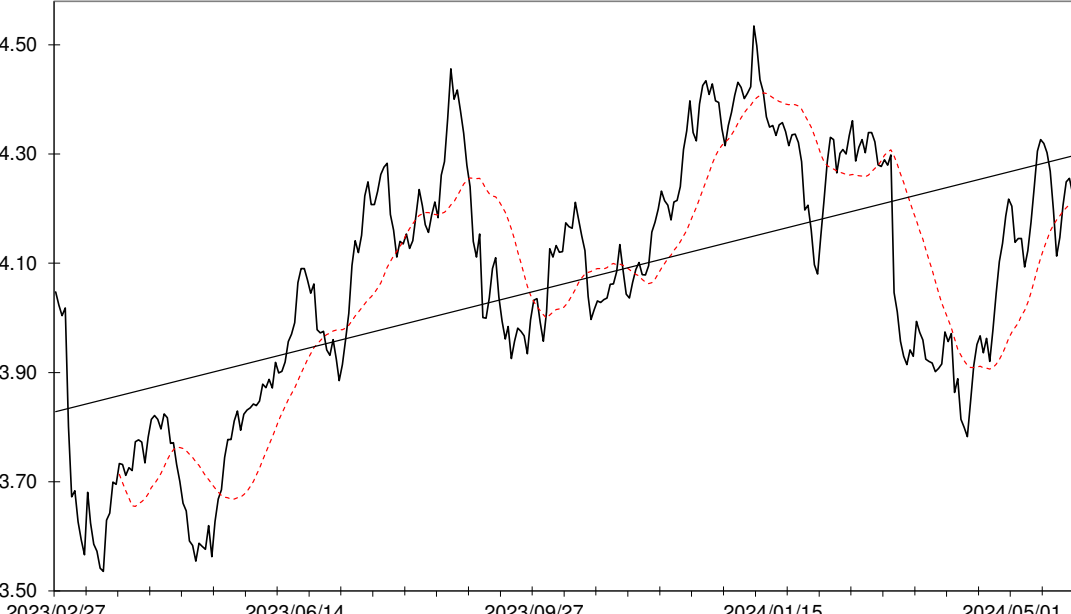
Follow the " 3day to 5day waiting period " before entering the trade : understand the Graph, Trend and Variables

Plan your enrty levels. Focus on the process not the outcome. Expect further short-term deviation from the trade signal. "Patience"

-2.28756.619-24.758														
Date	Price or Relative Price	Short_Term_ Radar	Medium_ Term_Radar	Caterpillar_ %	Wise_ Owl(Rnk)	324_Factor	Factor_324	Defcon _Index	Defcon _Index_Trade	Margin of Safety	75_Day_Mom	Trade_Rating (Guidance)	Trendsum	
2025/01/22	7.689	No Trade	No Trade	46.99%	30	Absolutely No	0	98	Research Defon Sell	10.55%	51.92%	C	37	
2025/01/23	7.895	No Trade	No Trade	59.89%	30	Absolutely No	0	99	Research Defon Sell	13.45%	53.25%	C	38	
2025/01/24	7.952	No Trade	No Trade	63.25%	50	Research	85	100	Research Defon Sell	14.20%	53.32%	A	39	
2025/01/27	7.874	No Trade	No Trade	57.51%	50	Research	85	99	Research Defon Sell	12.91%	52.53%	A	41	
2025/01/28	7.839	No Trade	No Trade	55.05%	50	Research	85	99	Research Defon Sell	12.36%	51.62%	B	42	
2025/01/29	7.839	No Trade	No Trade	54.78%	50	Research	85	99	Research Defon Sell	12.30%	50.52%	B	41	
2025/01/30	7.830	No Trade	No Trade	53.96%	50	Research	85	98	Research Defon Sell	12.12%	48.92%	B	38	
2025/01/31	7.942	No Trade	No Trade	60.79%	50	Research	85	100	Research Defon Sell	13.65%	51.81%	A	35	
2025/02/03	7.701	Sell_Panda_ST	No Trade	44.74%	50	Research	85	97	Research Defon Sell	10.05%	47.36%	B	32	
2025/02/04	7.878	No Trade	No Trade	55.74%	50	Research	85	99	Research Defon Sell	12.52%	54.10%	A	26	
2025/02/05	7.766	Sell_Panda_ST	No Trade	48.34%	50	Research	85	98	Research Defon Sell	10.86%	48.48%	B	20	
2025/02/06	8.646	No Trade	No Trade	100.00%	50	Research	85	100	Research Defon Sell	23.35%	60.07%	A	18	
2025/02/07	8.801	No Trade	No Trade	100.00%	50	Research	85	100	Research Defon Sell	25.50%	62.91%	A	16	
2025/02/10	8.528	No Trade	No Trade	84.05%	50	Research	85	97	Research Defon Sell	21.43%	55.67%	B	18	
2025/02/11	8.734	No Trade	No Trade	95.26%	50	Research	85	99	Research Defon Sell	24.29%	59.22%	A	20	
2025/02/12	8.863	No Trade	No Trade	100.00%	50	Research	85	100	Research Defon Sell	26.06%	61.72%	A	22	
2025/02/13	8.739	No Trade	No Trade	93.01%	50	Research	85	99	Research Defon Sell	24.24%	59.64%	B	24	
2025/02/14	8.926	No Trade	No Trade	100.00%	50	Research	85	100	Research Defon Sell	26.83%	62.90%	A	25	
2025/02/17	8.927	No Trade	No Trade	99.38%	50	Research	85	100	Research Defon Sell	26.66%	63.43%	A	27	
2025/02/18	9.170	No Trade	No Trade	100.00%	50	Research	85	100	Research Defon Sell	30.04%	67.92%	A	29	
2025/02/19	9.228	No Trade	No Trade	100.00%	50	Research	85	100	Research Defon Sell	30.79%	50.88%	A	29	
2025/02/20	9.090	No Trade	No Trade	93.46%	50	Research	85	99	Research Defon Sell	28.78%	44.44%	B	30	
2025/02/21	9.064	No Trade	No Trade	92.06%	50	Research	85	98	Research Defon Sell	28.35%	44.52%	B	30	
2025/02/24	8.931	No Trade	No Trade	85.31%	50	Research	85	97	Research Defon Sell	26.27%	44.10%	B	30	
2025/02/25	8.992	Sell_Panda_ST	No Trade	87.88%	50	Research	85	97	Research Defon Sell	27.06%	42.31%	B	29	
2025/02/26	9.104	No Trade	No Trade	92.83%	50	Research	85	99	Research Defon Sell	28.58%	42.59%	B	28	
2025/02/27	9.137	No Trade	No Trade	94.14%	50	Research	85	99	Research Defon Sell	28.99%	44.72%	A	27	
2025/02/28	9.139	No Trade	No Trade	93.99%	50	Research	85	99	Research Defon Sell	28.94%	41.69%	A	24	
2025/03/03	9.277	No Trade	No Trade	99.69%	50	Research	85	100	Research Defon Sell	30.70%	43.69%	A	24	
2025/03/04	9.168	No Trade	No Trade	94.51%	50	Research	85	99	Research Defon Sell	29.10%	44.64%	B	24	
2025/03/05	9.839	No Trade	No Trade	100.00%	90	Research	170	100	Research Defon Sell	38.48%	55.75%	AAA	24	
2025/03/06	10.134	No Trade	No Trade	100.00%	90	Research	170	100	Research Defon Sell	42.55%	63.52%	AAA	26	
2025/03/07	10.006	No Trade	No Trade	95.61%	90	Research	170	99	Research Defon Sell	40.68%	61.44%	AAA	29	
2025/03/10	9.384	No Trade	No Trade	74.60%	50	Research	170	0	Absolutely no Trade	31.75%	55.29%	B	31	
2025/03/11	9.292	No Trade	No Trade	71.42%	50	Research	170	0	Absolutely no Trade	30.39%	51.43%	B	32	
2025/03/12	9.392	Sell_Panda_ST	No Trade	74.54%	50	Research	170	0	Absolutely no Trade	31.72%	50.33%	B	30	
2025/03/13	9.153	Sell_Panda_ST	Sell_Panda_ST	66.53%	50	Research	170	0	Absolutely no Trade	28.31%	51.68%	B	25	
2025/03/14	9.435	Sell_Panda_ST	No Trade	75.65%	50	Research	170	0	Absolutely no Trade	32.19%	57.51%	B	21	
2025/03/17	9.567	Sell_Panda_ST	No Trade	79.51%	50	Research	170	0	Absolutely no Trade	33.83%	61.69%	B	16	
2025/03/18	9.784	No Trade	No Trade	86.49%	90	Research	170	97	Research Defon Sell	36.80%	72.68%	AA	13	



Date	9 day	9 vs 21 day	33 day
2025/01/29	Buy_9day	Buy 9 vs 21	Buy 33_Day
2025/01/30	Buy_9day	Buy 9 vs 21	Buy 33_Day
2025/01/31	Buy_9day	Buy 9 vs 21	Buy 33_Day
2025/02/03	Sell_9day	Buy 9 vs 21	Buy 33_Day
2025/02/04	Buy_9day	Buy 9 vs 21	Buy 33_Day
2025/02/05	Sell_9day	Buy 9 vs 21	Buy 33_Day
2025/02/06	Buy_9day	Buy 9 vs 21	Buy 33_Day
2025/02/07	Buy_9day	Buy 9 vs 21	Buy 33_Day
2025/02/10	Buy_9day	Buy 9 vs 21	Buy 33_Day
2025/02/11	Buy_9day	Buy 9 vs 21	Buy 33_Day
2025/02/12	Buy_9day	Buy 9 vs 21	Buy 33_Day
2025/02/13	Buy_9day	Buy 9 vs 21	Buy 33_Day
2025/02/14	Buy_9day	Buy 9 vs 21	Buy 33_Day
2025/02/17	Buy_9day	Buy 9 vs 21	Buy 33_Day
2025/02/18	Buy_9day	Buy 9 vs 21	Buy 33_Day
2025/02/19	Buy_9day	Buy 9 vs 21	Buy 33_Day
2025/02/20	Buy_9day	Buy 9 vs 21	Buy 33_Day
2025/02/21	Buy_9day	Buy 9 vs 21	Buy 33_Day
2025/02/24	Sell_9day	Buy 9 vs 21	Buy 33_Day
2025/02/25	Sell_9day	Buy 9 vs 21	Buy 33_Day
2025/02/26	Buy_9day	Buy 9 vs 21	Buy 33_Day
2025/02/27	Buy_9day	Buy 9 vs 21	Buy 33_Day
2025/02/28	Buy_9day	Buy 9 vs 21	Buy 33_Day
2025/03/03	Buy_9day	Buy 9 vs 21	Buy 33_Day
2025/03/04	Buy_9day	Buy 9 vs 21	Buy 33_Day
2025/03/05	Buy_9day	Buy 9 vs 21	Buy 33_Day
2025/03/06	Buy_9day	Buy 9 vs 21	Buy 33_Day
2025/03/07	Buy_9day	Buy 9 vs 21	Buy 33_Day
2025/03/10	Sell_9day	Buy 9 vs 21	Buy 33_Day
2025/03/11	Sell_9day	Buy 9 vs 21	Buy 33_Day
2025/03/12	Sell_9day	Buy 9 vs 21	Buy 33_Day
2025/03/13	Sell_9day	Buy 9 vs 21	Buy 33_Day
2025/03/14	Sell_9day	Buy 9 vs 21	Buy 33_Day
2025/03/17	Sell_9day	Buy 9 vs 21	Buy 33_Day
2025/03/18	Buy_9day	Buy 9 vs 21	Buy 33_Day

Strategy Universe		Euro_Europe_STOXX50_Pairs		Ascendant guidance		Trade		Strategy_Open Date		2025/02/05		Caterpillar Guidance		Trade			
<div><div><div>GLE.PAR</div><div>21 per. Mov. Avg. (GLE.PAR)</div><div>Linear (GLE.PAR)</div></div><div><div>TEF.MAD</div><div>21 per. Mov. Avg. (TEF.MAD)</div><div>Linear (TEF.MAD)</div></div></div>						(+) : Mom Days		94		(-) : Mom Days		0		Guided : Factor		66 day	
						324_Buy Guidance		0.0%		324_Sell Guidance		96.5%		Mom_75 (days)		72.7%	
										9 vs 21 day		2.41%		Price vs 9 day		2.21%	



S  
e  
i  
l

BIM.PAR

Biomerieux Sa

Health Care

Pharmaceuticals & Biotechnology

France

Follow the " 3day to 5day waiting period " before entering the trade : understand the Graph, Trend and Variables

EXV4.ETR

iShares : Health Care : - (EUR Listing)

Europe ETF : Sector

ETF\_Europe\_

Europe

Plan your enrty levels. Focus on the process not the outcome. Expect further short-term deviation from the trade signal. "Patience"

Market Cap : (B)

11 647

Market Cap : (B)

#VALUE!

-2.63113.237-5.031														
Date	Price or Relative Price	Short_Term_Radar	Medium_Term_Radar	Caterpillar_%	Wise_Owl(Rnk)	324_Factor	Factor_324	Defcon_Index	Defcon_Index_Trade	Margin of Safety	75_Day_Mom	Trade_Rating (Guidance)	Trendsum	
2025/01/22	1.014	No Trade	No Trade	82.84%	50	Research	85	99	Research Defon Sell	11.45%	13.41%	C	38	
2025/01/23	1.015	No Trade	No Trade	84.00%	50	Research	85	99	Research Defon Sell	11.61%	13.26%	C	40	
2025/01/24	1.003	No Trade	No Trade	74.13%	50	Research	85	98	Research Defon Sell	10.25%	12.77%	C	39	
2025/01/27	1.005	Sell_Panda_ST	No Trade	75.47%	50	Research	85	98	Research Defon Sell	10.43%	12.60%	C	35	
2025/01/28	1.026	No Trade	No Trade	91.96%	60	Research	85	100	Research Defon Sell	12.71%	14.45%	C	34	
2025/01/29	1.016	No Trade	No Trade	83.87%	50	Research	85	99	Research Defon Sell	11.59%	13.45%	C	33	
2025/01/30	1.017	No Trade	No Trade	84.65%	50	Research	85	99	Research Defon Sell	11.70%	12.30%	C	32	
2025/01/31	1.016	No Trade	No Trade	83.40%	50	Research	85	99	Research Defon Sell	11.53%	15.65%	B	32	
2025/02/03	1.018	No Trade	No Trade	84.76%	50	Research	85	99	Research Defon Sell	11.71%	15.49%	A	28	
2025/02/04	1.018	No Trade	No Trade	84.92%	50	Research	85	99	Research Defon Sell	11.74%	15.60%	A	25	
2025/02/05	1.002	Sell_Panda_ST	Sell_Panda_ST	72.25%	50	Research	85	98	Research Defon Sell	9.99%	14.27%	C	21	
2025/02/06	0.973	Sell_Panda_ST	Sell_Panda_ST	48.61%	0	Research	85	0	Absolutely no Trade	6.72%	11.18%	C	18	
2025/02/07	0.973	Sell_Panda_ST	Sell_Panda_ST	49.00%	0	Research	85	0	Absolutely no Trade	6.77%	12.21%	C	15	
2025/02/10	0.986	No Trade	No Trade	58.54%	50	Research	85	96	Research Defon Sell	8.09%	13.05%	C	10	
2025/02/11	0.985	No Trade	No Trade	57.70%	50	Research	85	96	Research Defon Sell	7.97%	13.45%	C	5	
2025/02/12	0.984	No Trade	No Trade	57.26%	50	Research	85	96	Research Defon Sell	7.91%	12.88%	C	2	
2025/02/13	0.976	No Trade	No Trade	50.63%	50	Research	85	95	Research Defon Sell	7.00%	11.33%	C	0	
2025/02/14	0.996	No Trade	No Trade	66.11%	50	Research	85	97	Research Defon Sell	9.14%	11.46%	C	-1	
2025/02/17	0.999	No Trade	No Trade	68.70%	50	Research	85	97	Research Defon Sell	9.49%	10.52%	C	-2	
2025/02/18	0.981	No Trade	No Trade	54.00%	50	Research	85	96	Research Defon Sell	7.46%	7.03%	C	-1	
2025/02/19	0.982	No Trade	No Trade	54.72%	50	Research	85	96	Research Defon Sell	7.56%	10.05%	C	1	
2025/02/20	0.986	No Trade	No Trade	57.62%	50	Research	85	96	Research Defon Sell	7.96%	11.88%	C	2	
2025/02/21	0.953	No Trade	No Trade	31.90%	0	Absolutely No	0	0	Absolutely no Trade	4.41%	7.25%	C	-2	
2025/02/24	0.966	No Trade	No Trade	41.87%	0	Absolutely No	0	0	Absolutely no Trade	5.79%	6.69%	C	-6	
2025/02/25	0.957	No Trade	No Trade	34.54%	0	Absolutely No	0	0	Absolutely no Trade	4.77%	8.07%	C	-10	
2025/02/26	0.971	No Trade	No Trade	45.38%	0	Research	85	0	Absolutely no Trade	6.27%	8.30%	C	-12	
2025/02/27	0.963	No Trade	No Trade	38.56%	0	Absolutely No	0	0	Absolutely no Trade	5.33%	6.30%	C	-13	
2025/02/28	0.972	No Trade	No Trade	46.12%	0	Research	85	0	Absolutely no Trade	6.37%	9.18%	C	-12	
2025/03/03	0.963	No Trade	No Trade	38.79%	0	Absolutely No	0	0	Absolutely no Trade	5.36%	5.78%	C	-11	
2025/03/04	0.977	No Trade	No Trade	49.89%	50	Research	85	95	Research Defon Sell	6.90%	9.54%	C	-10	
2025/03/05	0.974	No Trade	No Trade	47.16%	0	Research	85	0	Absolutely no Trade	6.52%	11.63%	C	-5	
2025/03/06	0.979	No Trade	No Trade	51.26%	50	Research	85	95	Research Defon Sell	7.08%	9.67%	C	-1	
2025/03/07	0.985	No Trade	No Trade	55.50%	50	Research	85	96	Research Defon Sell	7.67%	10.30%	C	2	
2025/03/10	1.024	No Trade	No Trade	85.81%	50	Research	85	100	Research Defon Sell	11.86%	14.86%	C	6	
2025/03/11	1.016	No Trade	No Trade	81.38%	50	Research	85	99	Research Defon Sell	10.97%	15.04%	B	8	
2025/03/12	0.999	No Trade	No Trade	68.00%	50	Research	85	97	Research Defon Sell	9.17%	14.43%	C	9	
2025/03/13	1.003	No Trade	No Trade	71.22%	50	Research	85	98	Research Defon Sell	9.60%	15.34%	B	10	
2025/03/14	1.015	No Trade	No Trade	83.43%	50	Research	85	99	Research Defon Sell	10.80%	16.59%	B	10	
2025/03/17	1.004	No Trade	No Trade	75.93%	50	Research	85	98	Research Defon Sell	9.65%	14.97%	C	11	
2025/03/18	1.009	No Trade	No Trade	80.16%	50	Research	85	98	Research Defon Sell	10.19%	14.13%	C	12	



Date	9 day	9 vs 21 day	33 day
2025/01/29	Buy_9day	Buy 9 vs 21	Buy 33_Day
2025/01/30	Buy_9day	Buy 9 vs 21	Buy 33_Day
2025/01/31	Buy_9day	Buy 9 vs 21	Buy 33_Day
2025/02/03	Buy_9day	Buy 9 vs 21	Buy 33_Day
2025/02/04	Buy_9day	Buy 9 vs 21	Buy 33_Day
2025/02/05	Sell_9day	Buy 9 vs 21	Buy 33_Day
2025/02/06	Sell_9day	Buy 9 vs 21	Sell 33_Day
2025/02/07	Sell_9day	Buy 9 vs 21	Sell 33_Day
2025/02/10	Sell_9day	Sell 9 vs 21	Buy 33_Day
2025/02/11	Sell_9day	Sell 9 vs 21	Sell 33_Day
2025/02/12	Sell_9day	Sell 9 vs 21	Sell 33_Day
2025/02/13	Sell_9day	Sell 9 vs 21	Sell 33_Day
2025/02/14	Buy_9day	Sell 9 vs 21	Buy 33_Day
2025/02/17	Buy_9day	Sell 9 vs 21	Buy 33_Day
2025/02/18	Sell_9day	Sell 9 vs 21	Sell 33_Day
2025/02/19	Sell_9day	Sell 9 vs 21	Sell 33_Day
2025/02/20	Sell_9day	Sell 9 vs 21	Sell 33_Day
2025/02/21	Sell_9day	Sell 9 vs 21	Sell 33_Day
2025/02/24	Sell_9day	Sell 9 vs 21	Sell 33_Day
2025/02/25	Sell_9day	Sell 9 vs 21	Sell 33_Day
2025/02/26	Sell_9day	Sell 9 vs 21	Sell 33_Day
2025/02/27	Sell_9day	Sell 9 vs 21	Sell 33_Day
2025/02/28	Buy_9day	Sell 9 vs 21	Sell 33_Day
2025/03/03	Sell_9day	Sell 9 vs 21	Sell 33_Day
2025/03/04	Buy_9day	Sell 9 vs 21	Sell 33_Day
2025/03/05	Buy_9day	Sell 9 vs 21	Sell 33_Day
2025/03/06	Buy_9day	Sell 9 vs 21	Sell 33_Day
2025/03/07	Buy_9day	Sell 9 vs 21	Sell 33_Day
2025/03/10	Buy_9day	Sell 9 vs 21	Buy 33_Day
2025/03/11	Buy_9day	Buy 9 vs 21	Buy 33_Day
2025/03/12	Buy_9day	Buy 9 vs 21	Buy 33_Day
2025/03/13	Buy_9day	Buy 9 vs 21	Buy 33_Day
2025/03/14	Buy_9day	Buy 9 vs 21	Buy 33_Day
2025/03/17	Buy_9day	Buy 9 vs 21	Buy 33_Day
2025/03/18	Buy_9day	Buy 9 vs 21	Buy 33_Day

Strategy Universe

Rel vs Europe Health Care

Ascendant guidance

Trade

Strategy\_Open Date

2025/02/05

Caterpillar Guidance

Research

BIM.PAR

21 per. Mov. Avg. (BIM.PAR)

Linear (BIM.PAR)

EXV4.ETR

21 per. Mov. Avg. (EXV4.ETR)

Linear (EXV4.ETR)

(+) : Mom Days

64

(-) : Mom Days

0

Guided : Factor

33 day

324\_Buy Guidance

0.0%

324\_Sell Guidance

98.4%

Mom\_75 (days)

14.1%

9 vs 21 day

1.93%

Price vs 9 day

0.55%

CB.NYS

B

Chubb Limited

u

Financial

y

Insurance

New York

Market Cap : (B)

114 968

Follow the " 3day to 5day waiting period " before entering the trade : understand the Graph, Trend and Variables

XLF.ARC

SPDR Select Sector Fund - Financial

Financial

ETF\_NYSE\_Price

NYSE

Market Cap : (B)

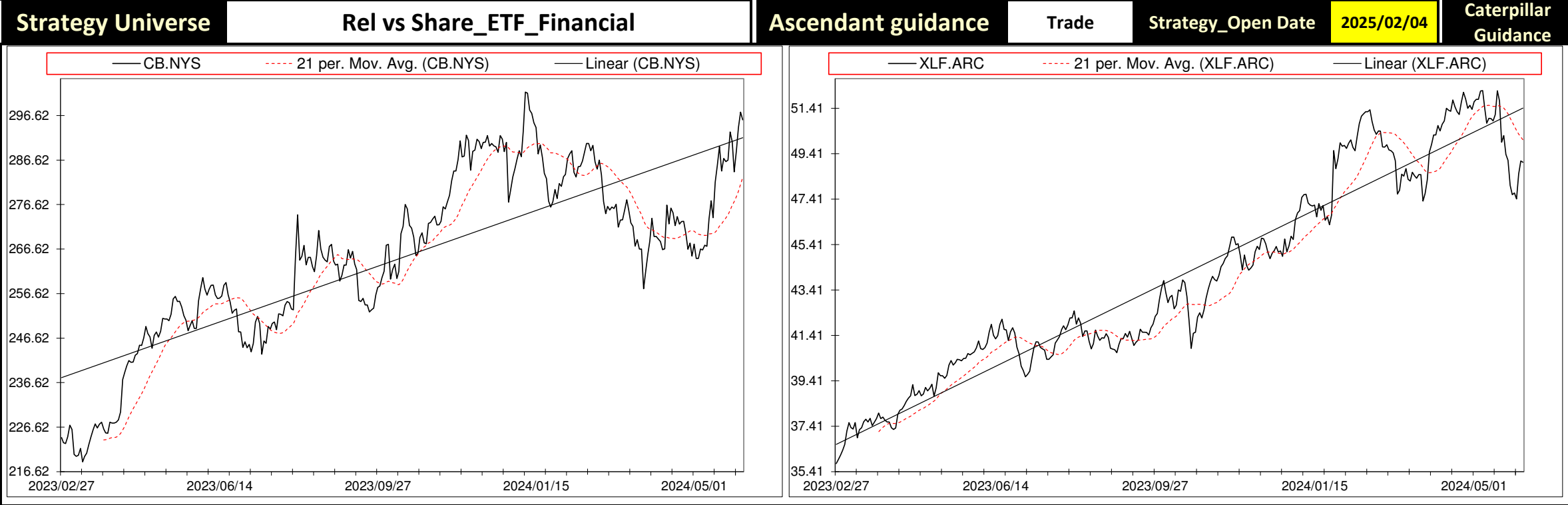
51 410

Plan your enrty levels. Focus on the process not the outcome. Expect further short-term deviation from the trade signal. "Patience"

-2.029														-28.604		14.098	
Date	Price or Relative Price	Short_Term_ Radar	Medium_ Term_Radar	Caterpillar_ %	Wise_ Owl(Rnk)	324_Factor	Factor_324	Defcon _Index	Defcon _Index_Trade	Margin of Safety	75_Day_Mom	Trade_Rating (Guidance)	Trendsum				
2025/01/22	5.323	No Trade	No Trade	90.40%	60	Research	-85	-100	Research Defcon Buy	-7.50%	-17.19%	A	-33				
2025/01/23	5.256	No Trade	No Trade	100.00%	60	Research	-85	-100	Research Defcon Buy	-8.62%	-17.42%	A	-34				
2025/01/24	5.245	No Trade	No Trade	100.00%	60	Research	-85	-100	Research Defcon Buy	-8.80%	-14.68%	C	-34				
2025/01/27	5.378	No Trade	No Trade	72.78%	50	Research	-85	-97	Research Defcon Buy	-6.40%	-12.88%	C	-34				
2025/01/28	5.305	No Trade	No Trade	86.88%	60	Research	-85	-99	Research Defcon Buy	-7.65%	-14.14%	C	-35				
2025/01/29	5.379	Buy_Panda_ST	No Trade	72.03%	50	Research	-85	-97	Research Defcon Buy	-6.34%	-13.79%	C	-33				
2025/01/30	5.308	No Trade	No Trade	85.83%	60	Research	-85	-99	Research Defcon Buy	-7.55%	-13.93%	C	-31				
2025/01/31	5.282	No Trade	No Trade	90.57%	50	Research	-85	-99	Research Defcon Buy	-7.97%	-14.37%	C	-29				
2025/02/03	5.344	No Trade	No Trade	77.48%	50	Research	-85	-98	Research Defcon Buy	-6.82%	-12.79%	C	-27				
2025/02/04	5.323	Buy_Panda_ST	No Trade	81.29%	50	Research	-85	-99	Research Defcon Buy	-7.15%	-13.77%	C	-27				
2025/02/05	5.279	No Trade	No Trade	89.84%	50	Research	-85	-99	Research Defcon Buy	-7.91%	-16.75%	A	-26				
2025/02/06	5.237	No Trade	No Trade	97.88%	50	Research	-85	-100	Research Defcon Buy	-8.61%	-17.33%	A	-27				
2025/02/07	5.213	No Trade	No Trade	100.00%	50	Research	-85	-100	Research Defcon Buy	-8.99%	-17.31%	A	-28				
2025/02/10	5.185	No Trade	No Trade	100.00%	50	Research	-85	-100	Research Defcon Buy	-9.41%	-17.71%	A	-29				
2025/02/11	5.199	No Trade	No Trade	97.19%	60	Research	-85	-100	Research Defcon Buy	-9.14%	-16.97%	A	-31				
2025/02/12	5.161	No Trade	No Trade	100.00%	60	Research	-85	-100	Research Defcon Buy	-9.78%	-17.22%	A	-33				
2025/02/13	5.179	No Trade	No Trade	96.58%	100	Research	-170	-100	Research Defcon Buy	-9.45%	-16.15%	AAA	-33				
2025/02/14	5.107	No Trade	No Trade	100.00%	100	Research	-170	-100	Research Defcon Buy	-10.68%	-16.87%	AAA	-33				
2025/02/17	5.107	No Trade	No Trade	99.30%	100	Research	-170	-100	Research Defcon Buy	-10.61%	-16.57%	AAA	-33				
2025/02/18	5.110	No Trade	No Trade	98.44%	100	Research	-170	-100	Research Defcon Buy	-10.52%	-15.08%	AAA	-33				
2025/02/19	5.105	No Trade	No Trade	99.06%	100	Research	-170	-100	Research Defcon Buy	-10.58%	-15.99%	AAA	-34				
2025/02/20	5.205	No Trade	No Trade	82.44%	90	Research	-170	-98	Research Defcon Buy	-8.81%	-12.49%	AAA	-32				
2025/02/21	5.266	Buy_Panda_ST	Buy_Panda_ST	72.21%	90	Research	-170	-97	Research Defcon Buy	-7.72%	-11.72%	AA	-31				
2025/02/24	5.365	Buy_Panda_ST	Buy_Panda_ST	55.28%	0	Absolutely No	0	0	Absolutely no Trade	-5.91%	-9.63%	C	-29				
2025/02/25	5.444	Buy_Panda_ST	Buy_Panda_ST	41.94%	0	Absolutely No	0	0	Absolutely no Trade	-4.48%	-3.66%	C	-26				
2025/02/26	5.382	Buy_Panda_ST	Buy_Panda_ST	52.00%	0	Absolutely No	0	0	Absolutely no Trade	-5.56%	-5.62%	C	-21				
2025/02/27	5.509	Buy_Panda_ST	Buy_Panda_ST	30.79%	0	Absolutely No	0	84	Research Defon Sell	-3.29%	-3.68%	C	-15				
2025/02/28	5.471	No Trade	No Trade	36.82%	0	Absolutely No	0	0	Absolutely no Trade	-3.93%	-2.76%	C	-9				
2025/03/03	5.599	No Trade	No Trade	15.03%	0	Absolutely No	0	85	Research Defon Sell	-1.61%	-1.55%	C	-3				
2025/03/04	5.692	No Trade	No Trade	0.62%	0	Absolutely No	0	86	Research Defon Sell	0.06%	-0.03%	C	3				
2025/03/05	5.716	No Trade	No Trade	5.32%	0	Absolutely No	0	87	Research Defon Sell	0.51%	-1.11%	C	7				
2025/03/06	5.798	No Trade	No Trade	20.52%	0	Absolutely No	0	88	Research Defon Sell	1.97%	0.39%	C	11				
2025/03/07	5.834	No Trade	No Trade	27.56%	0	Absolutely No	0	89	Research Defon Sell	2.65%	1.08%	C	13				
2025/03/10	6.101	No Trade	No Trade	77.24%	0	Absolutely No	0	92	Research Defon Sell	7.42%	6.79%	C	15				
2025/03/11	6.106	No Trade	No Trade	78.48%	0	Absolutely No	0	92	Research Defon Sell	7.54%	6.95%	C	18				
2025/03/12	5.956	No Trade	No Trade	51.32%	0	Absolutely No	0	90	Research Defon Sell	4.93%	4.81%	C	21				
2025/03/13	6.085	No Trade	No Trade	75.28%	30	Absolutely No	0	92	Research Defon Sell	7.24%	8.23%	C	23				
2025/03/14	6.059	No Trade	No Trade	70.74%	0	Absolutely No	0	92	Research Defon Sell	6.80%	8.01%	C	24				
2025/03/17	6.058	No Trade	No Trade	71.63%	0	Absolutely No	0	92	Research Defon Sell	6.89%	7.44%	C	24				
2025/03/18	6.030	No Trade	No Trade	66.79%	0	Absolutely No	0	91	Research Defon Sell	6.42%	6.46%	C	24				



Date	9 day	9 vs 21 day	33 day
2025/01/29	Buy_9day	Sell 9 vs 21	Sell 33_Day
2025/01/30	Sell_9day	Sell 9 vs 21	Sell 33_Day
2025/01/31	Sell_9day	Sell 9 vs 21	Sell 33_Day
2025/02/03	Buy_9day	Sell 9 vs 21	Sell 33_Day
2025/02/04	Buy_9day	Sell 9 vs 21	Sell 33_Day
2025/02/05	Sell_9day	Sell 9 vs 21	Sell 33_Day
2025/02/06	Sell_9day	Sell 9 vs 21	Sell 33_Day
2025/02/07	Sell_9day	Sell 9 vs 21	Sell 33_Day
2025/02/10	Sell_9day	Sell 9 vs 21	Sell 33_Day
2025/02/11	Sell_9day	Sell 9 vs 21	Sell 33_Day
2025/02/12	Sell_9day	Sell 9 vs 21	Sell 33_Day
2025/02/13	Sell_9day	Sell 9 vs 21	Sell 33_Day
2025/02/14	Sell_9day	Sell 9 vs 21	Sell 33_Day
2025/02/17	Sell_9day	Sell 9 vs 21	Sell 33_Day
2025/02/18	Sell_9day	Sell 9 vs 21	Sell 33_Day
2025/02/19	Sell_9day	Sell 9 vs 21	Sell 33_Day
2025/02/20	Buy_9day	Sell 9 vs 21	Sell 33_Day
2025/02/21	Buy_9day	Sell 9 vs 21	Sell 33_Day
2025/02/24	Buy_9day	Sell 9 vs 21	Buy 33_Day
2025/02/25	Buy_9day	Sell 9 vs 21	Buy 33_Day
2025/02/26	Buy_9day	Sell 9 vs 21	Buy 33_Day
2025/02/27	Buy_9day	Buy 9 vs 21	Buy 33_Day
2025/02/28	Buy_9day	Buy 9 vs 21	Buy 33_Day
2025/03/03	Buy_9day	Buy 9 vs 21	Buy 33_Day
2025/03/04	Buy_9day	Buy 9 vs 21	Buy 33_Day
2025/03/05	Buy_9day	Buy 9 vs 21	Buy 33_Day
2025/03/06	Buy_9day	Buy 9 vs 21	Buy 33_Day
2025/03/07	Buy_9day	Buy 9 vs 21	Buy 33_Day
2025/03/10	Buy_9day	Buy 9 vs 21	Buy 33_Day
2025/03/11	Buy_9day	Buy 9 vs 21	Buy 33_Day
2025/03/12	Buy_9day	Buy 9 vs 21	Buy 33_Day
2025/03/13	Buy_9day	Buy 9 vs 21	Buy 33_Day
2025/03/14	Buy_9day	Buy 9 vs 21	Buy 33_Day
2025/03/17	Buy_9day	Buy 9 vs 21	Buy 33_Day
2025/03/18	Buy_9day	Buy 9 vs 21	Buy 33_Day



Caterpillar Guidance	Research
(+) : Mom Days	9
(-) : Mom Days	0
Guided : Factor	9 vs 21 day
324_Buy Guidance	0.0%
324_Sell Guidance	89.1%
Mom_75 (days)	6.5%
9 vs 21 day	6.03%
Price vs 9 day	0.45%



# DIE.BRU

**Follow the " 3day to 5day waiting period " before entering the trade : understand the Graph, Trend and Variables**

# IMCD.AMS

**Plan your entry levels. Focus on the process not the outcome. Expect further short-term deviation from the trade signal. "Patience"**

## B D'leteren Sa

## u Consumer Discretionary

## Y Industrial Goods & Services

# Belgium

## Market Cap : (B)

10 870

**Imerys S.A.**

## Industrials

## Industrial Goods & Services

## Netherlands

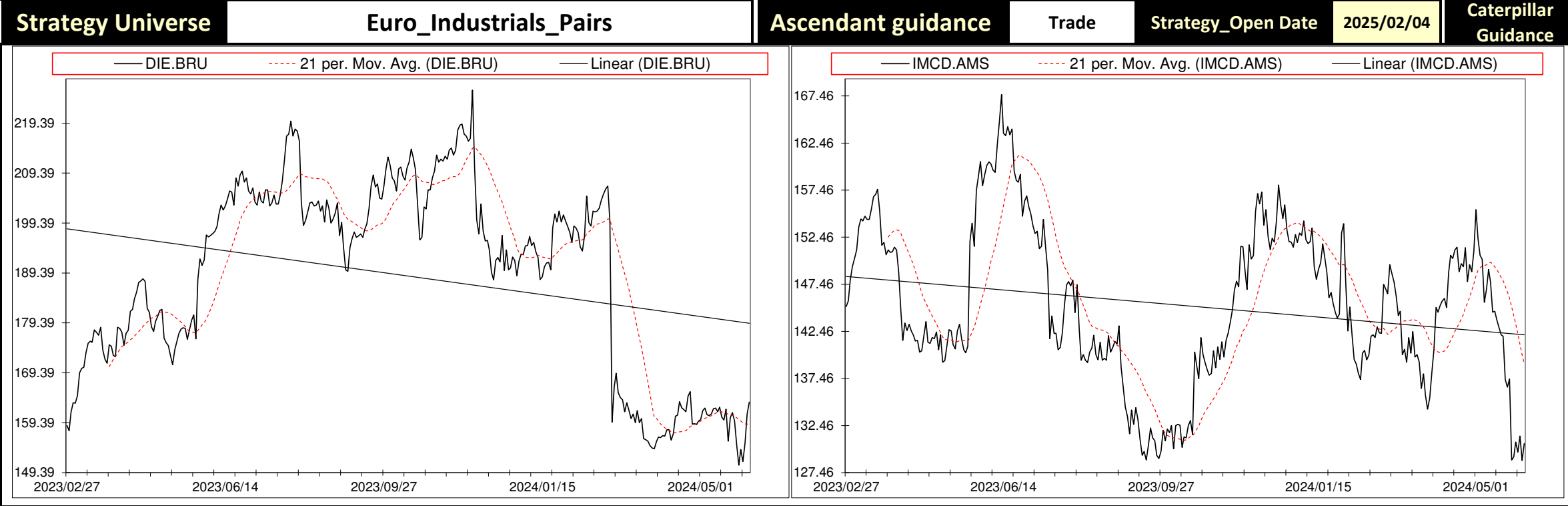
**Market Cap : (B)**

7 981

-1.890														-15.635														8.274													
Date	Price or Relative Price	Short_Term_ Radar	Medium_ Term_Radar	Caterpillar_ %	Wise_ Owl(Rnk)	324_Factor	Factor_324	Defcon _Index	Defcon _Index_Trade	Margin of Safety	75_Day_Mom	Trade_Rating (Guidance)	Trendsum																												
2025/01/22	1.084	No Trade	No Trade	75.95%	50	Research	-85	-99	Research Defcon Buy	-14.81%	-12.72%	C	-16																												
2025/01/23	1.083	No Trade	No Trade	76.64%	50	Research	-85	-100	Research Defcon Buy	-14.94%	-14.56%	C	-17																												
2025/01/24	1.075	No Trade	No Trade	79.56%	50	Research	-85	-100	Research Defcon Buy	-15.51%	-14.87%	C	-20																												
2025/01/27	1.057	No Trade	No Trade	86.78%	50	Research	-85	-100	Research Defcon Buy	-16.92%	-15.25%	A	-23																												
2025/01/28	1.067	No Trade	No Trade	82.44%	50	Research	-85	-99	Research Defcon Buy	-16.07%	-14.99%	C	-24																												
2025/01/29	1.071	No Trade	No Trade	80.84%	50	Research	-85	-99	Research Defcon Buy	-15.76%	-15.78%	B	-25																												
2025/01/30	1.083	No Trade	No Trade	76.15%	50	Research	-85	-98	Research Defcon Buy	-14.85%	-14.27%	C	-24																												
2025/01/31	1.073	No Trade	No Trade	80.15%	50	Research	-85	-99	Research Defcon Buy	-15.63%	-15.94%	B	-24																												
2025/02/03	1.089	Buy_Panda_ST	No Trade	73.49%	50	Research	-85	-97	Research Defcon Buy	-14.33%	-13.86%	C	-21																												
2025/02/04	1.080	Buy_Panda_ST	No Trade	77.01%	50	Research	-85	-98	Research Defcon Buy	-15.01%	-16.44%	B	-19																												
2025/02/05	1.103	Buy_Panda_ST	Buy_Panda_ST	67.69%	50	Research	-85	-96	Research Defcon Buy	-13.20%	-14.11%	C	-17																												
2025/02/06	1.094	Buy_Panda_ST	No Trade	71.11%	50	Research	-85	-96	Research Defcon Buy	-13.86%	-14.93%	C	-13																												
2025/02/07	1.077	No Trade	No Trade	78.05%	50	Research	-85	-98	Research Defcon Buy	-15.22%	-14.65%	C	-10																												
2025/02/10	1.065	No Trade	No Trade	82.84%	50	Research	-85	-99	Research Defcon Buy	-16.15%	-17.41%	A	-9																												
2025/02/11	1.069	No Trade	No Trade	81.15%	50	Research	-85	-99	Research Defcon Buy	-15.82%	-15.92%	B	-9																												
2025/02/12	1.058	No Trade	No Trade	85.51%	50	Research	-85	-100	Research Defcon Buy	-16.67%	-16.42%	A	-11																												
2025/02/13	1.030	No Trade	No Trade	96.77%	50	Research	-85	-100	Research Defcon Buy	-18.87%	-19.11%	A	-13																												
2025/02/14	1.062	No Trade	No Trade	83.75%	50	Research	-85	-97	Research Defcon Buy	-16.33%	-15.83%	B	-15																												
2025/02/17	1.078	No Trade	No Trade	76.95%	50	Research	-85	-95	Research Defcon Buy	-15.00%	-15.36%	B	-17																												
2025/02/18	1.073	Buy_Panda_ST	No Trade	79.09%	50	Research	-85	-96	Research Defcon Buy	-15.42%	-16.03%	B	-19																												
2025/02/19	1.105	Buy_Panda_ST	Buy_Panda_ST	66.02%	0	Research	-85	0	Absolutely no Trade	-12.87%	-18.71%	C	-19																												
2025/02/20	1.097	Buy_Panda_ST	Buy_Panda_ST	69.24%	0	Research	-85	0	Absolutely no Trade	-13.50%	-20.09%	C	-14																												
2025/02/21	1.088	No Trade	No Trade	72.59%	0	Research	-85	0	Absolutely no Trade	-14.15%	-20.73%	C	-9																												
2025/02/24	1.099	No Trade	No Trade	68.11%	0	Research	-85	0	Absolutely no Trade	-13.28%	-21.34%	C	-6																												
2025/02/25	1.118	No Trade	No Trade	60.16%	0	Research	-85	0	Absolutely no Trade	-11.73%	-19.37%	C	-3																												
2025/02/26	1.124	No Trade	No Trade	57.89%	0	Research	-85	0	Absolutely no Trade	-11.29%	-19.32%	C	1																												
2025/02/27	1.117	No Trade	No Trade	60.45%	0	Research	-85	0	Absolutely no Trade	-11.79%	-14.50%	C	5																												
2025/02/28	1.119	No Trade	No Trade	59.56%	0	Research	-85	0	Absolutely no Trade	-11.61%	-13.30%	C	7																												
2025/03/03	1.141	No Trade	No Trade	50.70%	0	Research	-85	0	Absolutely no Trade	-9.88%	-14.86%	C	9																												
2025/03/04	1.097	No Trade	No Trade	68.42%	0	Research	-85	0	Absolutely no Trade	-13.34%	-20.05%	C	12																												
2025/03/05	1.168	No Trade	No Trade	39.60%	0	Research	-85	0	Absolutely no Trade	-7.72%	-14.79%	C	15																												
2025/03/06	1.182	No Trade	No Trade	33.79%	0	Research	-85	0	Absolutely no Trade	-6.59%	-15.31%	C	17																												
2025/03/07	1.162	No Trade	No Trade	41.70%	0	Research	-85	0	Absolutely no Trade	-8.13%	-17.90%	C	20																												
2025/03/10	1.203	No Trade	No Trade	25.15%	0	Absolutely No	0	0	Absolutely no Trade	-4.90%	-14.10%	C	21																												
2025/03/11	1.168	No Trade	No Trade	38.96%	0	Research	-85	0	Absolutely no Trade	-7.60%	-16.80%	C	22																												
2025/03/12	1.178	No Trade	No Trade	34.90%	0	Research	-85	0	Absolutely no Trade	-6.80%	-17.77%	C	22																												
2025/03/13	1.169	No Trade	No Trade	38.47%	0	Research	-85	0	Absolutely no Trade	-7.50%	-19.98%	C	22																												
2025/03/14	1.182	No Trade	No Trade	33.11%	0	Research	-85	0	Absolutely no Trade	-6.46%	-16.76%	C	20																												
2025/03/17	1.252	No Trade	No Trade	4.62%	0	Absolutely No	0	0	Absolutely no Trade	-0.90%	-12.17%	C	22																												
2025/03/18	1.252	No Trade	No Trade	4.40%	0	Absolutely No	0	0	Absolutely no Trade	-0.86%	-13.15%	C	25																												

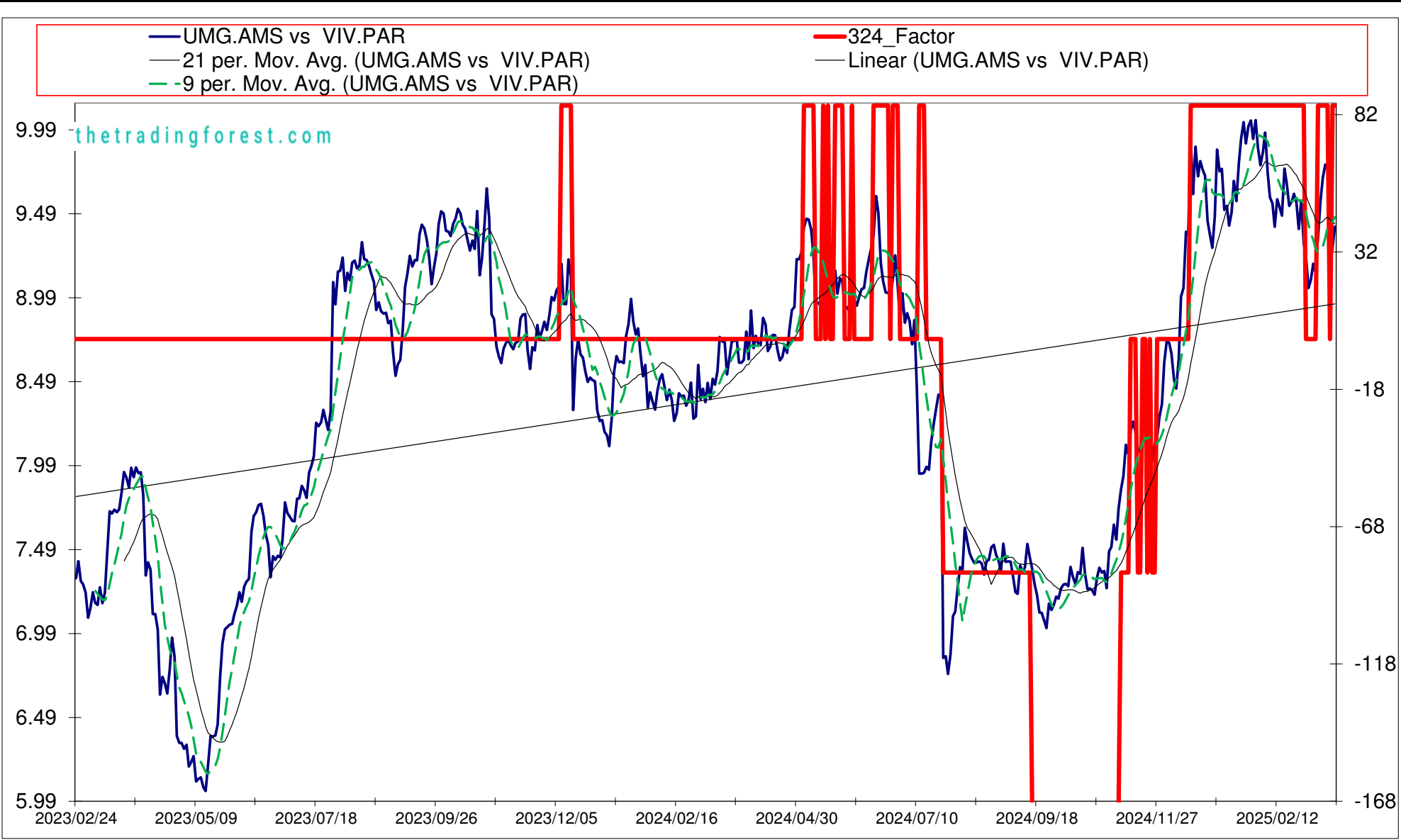


Date	9 day	9 vs 21 day	33 day
2025/01/29	Sell_9day	Sell 9 vs 21	Sell 33_Day
2025/01/30	Buy_9day	Sell 9 vs 21	Sell 33_Day
2025/01/31	Sell_9day	Sell 9 vs 21	Sell 33_Day
2025/02/03	Buy_9day	Sell 9 vs 21	Sell 33_Day
2025/02/04	Buy_9day	Sell 9 vs 21	Sell 33_Day
2025/02/05	Buy_9day	Sell 9 vs 21	Sell 33_Day
2025/02/06	Buy_9day	Sell 9 vs 21	Sell 33_Day
2025/02/07	Sell_9day	Sell 9 vs 21	Sell 33_Day
2025/02/10	Sell_9day	Sell 9 vs 21	Sell 33_Day
2025/02/11	Sell_9day	Sell 9 vs 21	Sell 33_Day
2025/02/12	Sell_9day	Sell 9 vs 21	Sell 33_Day
2025/02/13	Sell_9day	Sell 9 vs 21	Sell 33_Day
2025/02/14	Sell_9day	Sell 9 vs 21	Sell 33_Day
2025/02/17	Buy_9day	Sell 9 vs 21	Sell 33_Day
2025/02/18	Buy_9day	Sell 9 vs 21	Sell 33_Day
2025/02/19	Buy_9day	Sell 9 vs 21	Buy 33_Day
2025/02/20	Buy_9day	Sell 9 vs 21	Buy 33_Day
2025/02/21	Buy_9day	Sell 9 vs 21	Sell 33_Day
2025/02/24	Buy_9day	Sell 9 vs 21	Buy 33_Day
2025/02/25	Buy_9day	Buy 9 vs 21	Buy 33_Day
2025/02/26	Buy_9day	Buy 9 vs 21	Buy 33_Day
2025/02/27	Buy_9day	Buy 9 vs 21	Buy 33_Day
2025/02/28	Buy_9day	Buy 9 vs 21	Buy 33_Day
2025/03/03	Buy_9day	Buy 9 vs 21	Buy 33_Day
2025/03/04	Sell_9day	Buy 9 vs 21	Buy 33_Day
2025/03/05	Buy_9day	Buy 9 vs 21	Buy 33_Day
2025/03/06	Buy_9day	Buy 9 vs 21	Buy 33_Day
2025/03/07	Buy_9day	Buy 9 vs 21	Buy 33_Day
2025/03/10	Buy_9day	Buy 9 vs 21	Buy 33_Day
2025/03/11	Buy_9day	Buy 9 vs 21	Buy 33_Day
2025/03/12	Buy_9day	Buy 9 vs 21	Buy 33_Day
2025/03/13	Buy_9day	Buy 9 vs 21	Buy 33_Day
2025/03/14	Buy_9day	Buy 9 vs 21	Buy 33_Day
2025/03/17	Buy_9day	Buy 9 vs 21	Buy 33_Day
2025/03/18	Buy_9day	Buy 9 vs 21	Buy 33_Day





Caterpillar Guidance	Trade
(+) : Mom Days	0
(-) : Mom Days	0
Guided : Factor	9 vs 21 day
324_Buy Guidance	78.4%
324_Sell Guidance	0.0%
Mom_75 (days)	-13.1%
9 vs 21 day	4.10%
Price vs 9 day	4.85%





Date	9 day	9 vs 21 day	33 day
2025/01/29	Buy_9day	Buy 9 vs 21	Buy 33_Day
2025/01/30	Buy_9day	Buy 9 vs 21	Buy 33_Day
2025/01/31	Sell_9day	Buy 9 vs 21	Buy 33_Day
2025/02/03	Sell_9day	Buy 9 vs 21	Buy 33_Day
2025/02/04	Sell_9day	Buy 9 vs 21	Buy 33_Day
2025/02/05	Buy_9day	Buy 9 vs 21	Buy 33_Day
2025/02/06	Sell_9day	Buy 9 vs 21	Sell 33_Day
2025/02/07	Sell_9day	Buy 9 vs 21	Sell 33_Day
2025/02/10	Sell_9day	Buy 9 vs 21	Sell 33_Day
2025/02/11	Sell_9day	Sell 9 vs 21	Sell 33_Day
2025/02/12	Sell_9day	Sell 9 vs 21	Sell 33_Day
2025/02/13	Sell_9day	Sell 9 vs 21	Sell 33_Day
2025/02/14	Sell_9day	Sell 9 vs 21	Sell 33_Day
2025/02/17	Buy_9day	Sell 9 vs 21	Buy 33_Day
2025/02/18	Buy_9day	Sell 9 vs 21	Sell 33_Day
2025/02/19	Sell_9day	Sell 9 vs 21	Sell 33_Day
2025/02/20	Sell_9day	Sell 9 vs 21	Sell 33_Day
2025/02/21	Buy_9day	Sell 9 vs 21	Sell 33_Day
2025/02/24	Sell_9day	Sell 9 vs 21	Sell 33_Day
2025/02/25	Sell_9day	Sell 9 vs 21	Sell 33_Day
2025/02/26	Sell_9day	Sell 9 vs 21	Sell 33_Day
2025/02/27	Sell_9day	Sell 9 vs 21	Sell 33_Day
2025/02/28	Sell_9day	Sell 9 vs 21	Sell 33_Day
2025/03/03	Sell_9day	Sell 9 vs 21	Sell 33_Day
2025/03/04	Sell_9day	Sell 9 vs 21	Sell 33_Day
2025/03/05	Sell_9day	Sell 9 vs 21	Sell 33_Day
2025/03/06	Sell_9day	Sell 9 vs 21	Sell 33_Day
2025/03/07	Buy_9day	Sell 9 vs 21	Sell 33_Day
2025/03/10	Buy_9day	Sell 9 vs 21	Sell 33_Day
2025/03/11	Buy_9day	Sell 9 vs 21	Buy 33_Day
2025/03/12	Buy_9day	Sell 9 vs 21	Buy 33_Day
2025/03/13	Buy_9day	Sell 9 vs 21	Buy 33_Day
2025/03/14	Sell_9day	Sell 9 vs 21	Sell 33_Day
2025/03/17	Sell_9day	Sell 9 vs 21	Sell 33_Day
2025/03/18	Sell_9day	Buy 9 vs 21	Sell 33_Day

Strategy Universe		Euro_Communication_Pairs		Ascendant guidance		Trade	Strategy_Open Date	2025/02/04	Caterpillar Guidance	Trade	
<div><div><div>— UMG.AMS</div><div>--- 21 per. Mov. Avg. (UMG.AMS)</div><div>— Linear (UMG.AMS)</div></div></div>				<div><div><div>— VIV.PAR</div><div>--- 21 per. Mov. Avg. (VIV.PAR)</div><div>— Linear (VIV.PAR)</div></div></div>							
										(+): Mom Days	0
										(-): Mom Days	0
										Guided: Factor	9 vs 21 day
										324_Buy Guidance	0.0%
										324_Sell Guidance	93.7%
										Mom_75 (days)	15.3%
										9 vs 21 day	0.43%
										Price vs 9 day	-0.60%



ABI.BRU

Follow the " 3day to 5day waiting period " before entering the trade : understand the Graph, Trend and Variables

AIR.PAR

Plan your enrty levels. Focus on the process not the outcome. Expect further short-term deviation from the trade signal. "Patience"

B Anheuser Busch Inbev

u Consumer Staples

y Food and Beverage

Belgium

Market Cap : (B)

92 012

Airbus Se

Industrials

Industrial Goods & Services

France

Market Cap : (B)

109 041

-2.073

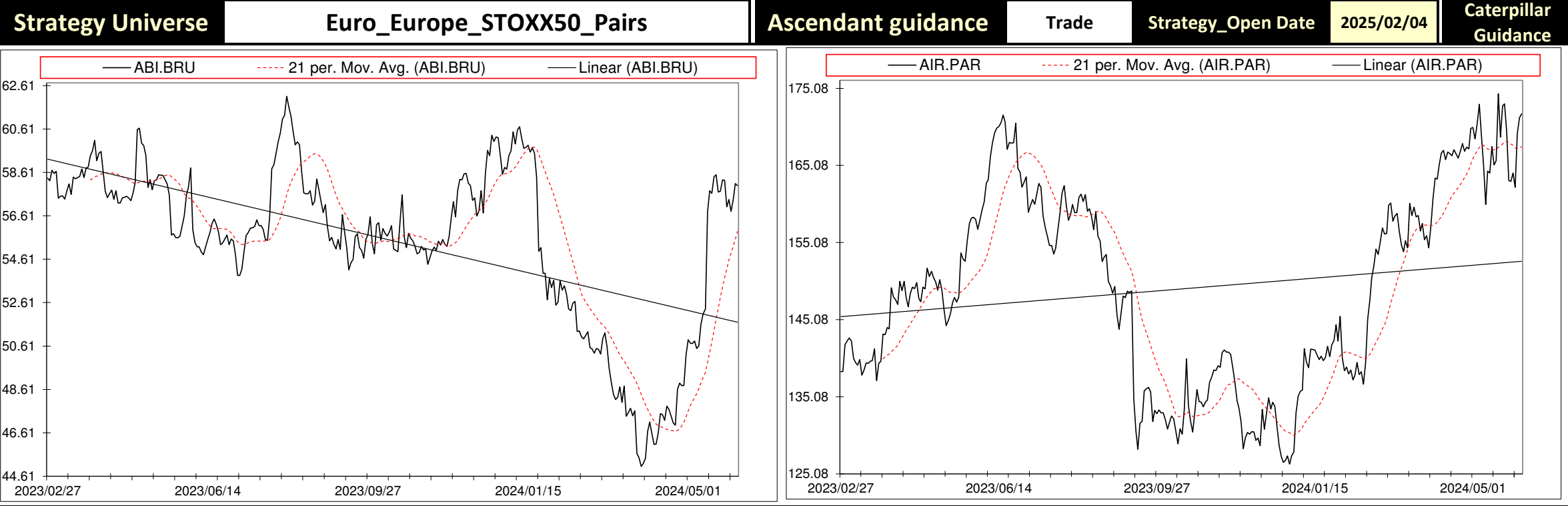
-42.801

20.647

Date	Price or Relative Price	Short_Term_ Radar	Medium_ Term_Radar	Caterpillar_ %	Wise_ Owl(Rnk)	324_Factor	Factor_324	Defcon _Index	Defcon _Index_Trade	Margin of Safety	75_Day_Mom	Trade_Rating (Guidance)	Trendsum
2025/01/22	0.279	No Trade	No Trade	100.00%	100	Research	-170	-100	Research Defcon Buy	-20.53%	-41.38%	AAA	-43
2025/01/23	0.277	No Trade	No Trade	100.00%	100	Research	-170	-100	Research Defcon Buy	-21.19%	-41.72%	AAA	-44
2025/01/24	0.279	No Trade	No Trade	96.51%	100	Research	-170	-99	Research Defcon Buy	-20.45%	-40.12%	AAA	-45
2025/01/27	0.286	No Trade	No Trade	86.29%	100	Research	-170	-96	Research Defcon Buy	-18.28%	-38.18%	AA	-44
2025/01/28	0.284	No Trade	No Trade	88.76%	100	Research	-170	-97	Research Defcon Buy	-18.81%	-38.40%	AAA	-42
2025/01/29	0.283	No Trade	No Trade	90.22%	100	Research	-170	-98	Research Defcon Buy	-19.11%	-38.35%	AAA	-42
2025/01/30	0.288	Buy_Panda_ST	No Trade	84.11%	50	Research	-85	-96	Research Defcon Buy	-17.82%	-35.61%	B	-39
2025/01/31	0.285	Buy_Panda_ST	No Trade	87.03%	60	Research	-85	-97	Research Defcon Buy	-18.44%	-35.30%	B	-34
2025/02/03	0.284	Buy_Panda_ST	No Trade	87.76%	50	Research	-85	-97	Research Defcon Buy	-18.59%	-36.14%	B	-29
2025/02/04	0.284	Buy_Panda_ST	No Trade	88.91%	50	Research	-85	-98	Research Defcon Buy	-18.84%	-35.67%	B	-24
2025/02/05	0.281	No Trade	No Trade	91.67%	50	Research	-85	-98	Research Defcon Buy	-19.42%	-34.35%	B	-23
2025/02/06	0.290	No Trade	No Trade	80.50%	50	Research	-85	-95	Research Defcon Buy	-17.06%	-33.46%	B	-20
2025/02/07	0.293	Buy_Panda_ST	Buy_Panda_ST	75.70%	30	Research	-85	0	Absolutely no Trade	-16.04%	-32.41%	C	-19
2025/02/10	0.291	Buy_Panda_ST	Buy_Panda_ST	77.43%	30	Research	-85	0	Absolutely no Trade	-16.41%	-31.10%	C	-17
2025/02/11	0.292	Buy_Panda_ST	Buy_Panda_ST	76.68%	30	Research	-85	0	Absolutely no Trade	-16.25%	-31.07%	C	-15
2025/02/12	0.295	No Trade	No Trade	71.62%	0	Research	-85	0	Absolutely no Trade	-15.17%	-30.36%	C	-11
2025/02/13	0.299	No Trade	No Trade	65.96%	0	Research	-85	0	Absolutely no Trade	-13.97%	-29.35%	C	-6
2025/02/14	0.301	No Trade	No Trade	63.57%	0	Research	-85	0	Absolutely no Trade	-13.47%	-29.50%	C	-1
2025/02/17	0.297	No Trade	No Trade	67.99%	0	Research	-85	0	Absolutely no Trade	-14.41%	-29.84%	C	4
2025/02/18	0.294	No Trade	No Trade	72.73%	0	Research	-85	0	Absolutely no Trade	-15.41%	-29.66%	C	8
2025/02/19	0.299	No Trade	No Trade	65.66%	0	Research	-85	0	Absolutely no Trade	-13.91%	-23.79%	C	11
2025/02/20	0.307	No Trade	No Trade	55.06%	0	Research	-85	0	Absolutely no Trade	-11.66%	-21.25%	C	14
2025/02/21	0.323	No Trade	No Trade	33.15%	0	Research	-85	0	Absolutely no Trade	-7.02%	-16.13%	C	16
2025/02/24	0.317	No Trade	No Trade	40.42%	0	Research	-85	0	Absolutely no Trade	-8.56%	-16.71%	C	17
2025/02/25	0.319	No Trade	No Trade	37.62%	0	Research	-85	0	Absolutely no Trade	-7.97%	-13.94%	C	18
2025/02/26	0.339	No Trade	No Trade	9.87%	0	Absolutely No	0	0	Absolutely no Trade	-2.09%	-8.86%	C	21
2025/02/27	0.350	No Trade	No Trade	3.47%	0	Absolutely No	0	0	Absolutely no Trade	1.04%	-6.62%	C	24
2025/02/28	0.348	No Trade	No Trade	1.76%	0	Absolutely No	0	0	Absolutely no Trade	0.53%	-5.66%	C	27
2025/03/03	0.335	No Trade	No Trade	14.64%	0	Absolutely No	0	0	Absolutely no Trade	-3.10%	-10.62%	C	31
2025/03/04	0.347	No Trade	No Trade	1.16%	0	Absolutely No	0	0	Absolutely no Trade	0.35%	-8.78%	C	34
2025/03/05	0.334	No Trade	No Trade	15.58%	0	Absolutely No	0	0	Absolutely no Trade	-3.30%	-13.48%	C	33
2025/03/06	0.334	No Trade	No Trade	15.82%	0	Absolutely No	0	0	Absolutely no Trade	-3.35%	-13.40%	C	30
2025/03/07	0.344	No Trade	No Trade	2.02%	0	Absolutely No	0	0	Absolutely no Trade	-0.43%	-10.82%	C	26
2025/03/10	0.357	No Trade	No Trade	12.00%	0	Absolutely No	0	0	Absolutely no Trade	3.59%	-7.53%	C	24
2025/03/11	0.350	No Trade	No Trade	5.13%	0	Absolutely No	0	0	Absolutely no Trade	1.54%	-7.84%	C	22
2025/03/12	0.350	No Trade	No Trade	5.00%	0	Absolutely No	0	0	Absolutely no Trade	1.50%	-6.66%	C	20
2025/03/13	0.350	No Trade	No Trade	5.84%	0	Absolutely No	0	0	Absolutely no Trade	1.75%	-8.11%	C	20
2025/03/14	0.339	No Trade	No Trade	7.17%	0	Absolutely No	0	0	Absolutely no Trade	-1.52%	-10.99%	C	18
2025/03/17	0.339	No Trade	No Trade	6.06%	0	Absolutely No	0	0	Absolutely no Trade	-1.28%	-9.55%	C	18
2025/03/18	0.338	No Trade	No Trade	8.14%	0	Absolutely No	0	0	Absolutely no Trade	-1.72%	-8.26%	C	17



Date	9 day	9 vs 21 day	33 day
2025/01/29	Sell_9day	Sell 9 vs 21	Sell 33_Day
2025/01/30	Buy_9day	Sell 9 vs 21	Sell 33_Day
2025/01/31	Buy_9day	Sell 9 vs 21	Sell 33_Day
2025/02/03	Buy_9day	Sell 9 vs 21	Sell 33_Day
2025/02/04	Buy_9day	Sell 9 vs 21	Sell 33_Day
2025/02/05	Sell_9day	Sell 9 vs 21	Sell 33_Day
2025/02/06	Buy_9day	Sell 9 vs 21	Sell 33_Day
2025/02/07	Buy_9day	Sell 9 vs 21	Sell 33_Day
2025/02/10	Buy_9day	Buy 9 vs 21	Sell 33_Day
2025/02/11	Buy_9day	Buy 9 vs 21	Sell 33_Day
2025/02/12	Buy_9day	Buy 9 vs 21	Buy 33_Day
2025/02/13	Buy_9day	Buy 9 vs 21	Buy 33_Day
2025/02/14	Buy_9day	Buy 9 vs 21	Buy 33_Day
2025/02/17	Buy_9day	Buy 9 vs 21	Buy 33_Day
2025/02/18	Sell_9day	Buy 9 vs 21	Buy 33_Day
2025/02/19	Buy_9day	Buy 9 vs 21	Buy 33_Day
2025/02/20	Buy_9day	Buy 9 vs 21	Buy 33_Day
2025/02/21	Buy_9day	Buy 9 vs 21	Buy 33_Day
2025/02/24	Buy_9day	Buy 9 vs 21	Buy 33_Day
2025/02/25	Buy_9day	Buy 9 vs 21	Buy 33_Day
2025/02/26	Buy_9day	Buy 9 vs 21	Buy 33_Day
2025/02/27	Buy_9day	Buy 9 vs 21	Buy 33_Day
2025/02/28	Buy_9day	Buy 9 vs 21	Buy 33_Day
2025/03/03	Buy_9day	Buy 9 vs 21	Buy 33_Day
2025/03/04	Buy_9day	Buy 9 vs 21	Buy 33_Day
2025/03/05	Sell_9day	Buy 9 vs 21	Buy 33_Day
2025/03/06	Sell_9day	Buy 9 vs 21	Buy 33_Day
2025/03/07	Buy_9day	Buy 9 vs 21	Buy 33_Day
2025/03/10	Buy_9day	Buy 9 vs 21	Buy 33_Day
2025/03/11	Buy_9day	Buy 9 vs 21	Buy 33_Day
2025/03/12	Buy_9day	Buy 9 vs 21	Buy 33_Day
2025/03/13	Buy_9day	Buy 9 vs 21	Buy 33_Day
2025/03/14	Sell_9day	Buy 9 vs 21	Buy 33_Day
2025/03/17	Sell_9day	Buy 9 vs 21	Buy 33_Day
2025/03/18	Sell_9day	Buy 9 vs 21	Buy 33_Day



Caterpillar Guidance	Trade
(+) : Mom Days	0
(-) : Mom Days	0
Guided : Factor	9 vs 21 day
324_Buy Guidance	77.9%
324_Sell Guidance	0.0%
Mom_75 (days)	-8.3%
9 vs 21 day	3.18%
Price vs 9 day	-1.97%

AI.PAR

Follow the " 3day to 5day waiting period " before entering the trade : understand the Graph, Trend and Variables

GLE.PAR

Plan your enrty levels. Focus on the process not the outcome. Expect further short-term deviation from the trade signal. "Patience"

B Air Liquide S.A

u Industrials

y Industrial Goods & Services

France

Market Cap : (B)

92 366

Société Générale Sa

Financials

Banks

France

Market Cap : (B)

20 788

-1.989

-99.386

49.971

Date	Price or Relative Price	Short_Term_ Radar	Medium_ Term_Radar	Caterpillar_ %	Wise_ Owl(Rnk)	324_Factor	Factor_324	Defcon _Index	Defcon _Index_Trade	Margin of Safety	75_Day_Mom	Trade_Rating (Guidance)	Trendsum
2025/01/22	5.539	No Trade	No Trade	34.09%	30	Absolutely No	0	-95	Research Defcon Buy	-5.16%	-27.73%	C	-35
2025/01/23	5.393	No Trade	No Trade	50.84%	30	Absolutely No	0	-97	Research Defcon Buy	-7.56%	-27.87%	C	-35
2025/01/24	5.447	No Trade	No Trade	44.04%	30	Absolutely No	0	-98	Research Defcon Buy	-6.55%	-26.28%	C	-36
2025/01/27	5.481	No Trade	No Trade	38.18%	30	Absolutely No	0	-97	Research Defcon Buy	-5.68%	-26.19%	C	-36
2025/01/28	5.437	No Trade	No Trade	42.65%	30	Absolutely No	0	-98	Research Defcon Buy	-6.34%	-26.45%	C	-36
2025/01/29	5.405	No Trade	No Trade	46.08%	30	Absolutely No	0	-99	Research Defcon Buy	-6.79%	-26.80%	C	-36
2025/01/30	5.446	No Trade	No Trade	40.64%	30	Absolutely No	0	-98	Research Defcon Buy	-5.99%	-26.22%	C	-35
2025/01/31	5.395	No Trade	No Trade	46.26%	30	Absolutely No	0	-99	Research Defcon Buy	-6.78%	-27.68%	C	-36
2025/02/03	5.501	No Trade	No Trade	32.72%	30	Absolutely No	0	-97	Research Defcon Buy	-4.67%	-26.01%	C	-34
2025/02/04	5.450	Buy_Panda_ST	No Trade	38.16%	0	Absolutely No	0	-99	Research Defcon Buy	-5.45%	-26.51%	C	-29
2025/02/05	5.428	No Trade	No Trade	40.23%	0	Absolutely No	0	-99	Research Defcon Buy	-5.74%	-26.04%	C	-26
2025/02/06	4.873	No Trade	No Trade	100.00%	50	Research	-85	-100	Research Defcon Buy	-15.30%	-32.79%	A	-24
2025/02/07	4.685	No Trade	No Trade	100.00%	50	Research	-85	-100	Research Defcon Buy	-18.48%	-35.02%	A	-24
2025/02/10	4.814	No Trade	No Trade	86.40%	50	Research	-85	-97	Research Defcon Buy	-15.97%	-32.61%	B	-25
2025/02/11	4.669	No Trade	No Trade	99.72%	50	Research	-85	-100	Research Defcon Buy	-18.43%	-34.23%	A	-27
2025/02/12	4.572	No Trade	No Trade	100.00%	50	Research	-85	-100	Research Defcon Buy	-20.04%	-35.07%	A	-29
2025/02/13	4.712	No Trade	No Trade	87.31%	50	Research	-85	-97	Research Defcon Buy	-17.50%	-33.25%	B	-30
2025/02/14	4.715	No Trade	No Trade	86.65%	60	Research	-85	-97	Research Defcon Buy	-17.36%	-33.93%	B	-32
2025/02/17	4.703	No Trade	No Trade	86.40%	60	Research	-85	-97	Research Defcon Buy	-17.31%	-33.69%	B	-31
2025/02/18	4.588	No Trade	No Trade	96.06%	60	Research	-85	-100	Research Defcon Buy	-19.25%	-34.45%	A	-31
2025/02/19	4.566	No Trade	No Trade	97.65%	60	Research	-85	-100	Research Defcon Buy	-19.57%	-26.84%	A	-31
2025/02/20	4.611	No Trade	No Trade	93.23%	60	Research	-85	-99	Research Defcon Buy	-18.68%	-24.37%	A	-32
2025/02/21	4.715	No Trade	No Trade	83.65%	50	Research	-85	-97	Research Defcon Buy	-16.76%	-22.35%	B	-30
2025/02/24	4.618	No Trade	No Trade	90.97%	50	Research	-85	-99	Research Defcon Buy	-18.23%	-25.66%	B	-27
2025/02/25	4.535	No Trade	No Trade	97.87%	50	Research	-85	-100	Research Defcon Buy	-19.61%	-24.64%	A	-27
2025/02/26	4.468	No Trade	No Trade	100.00%	50	Research	-85	-100	Research Defcon Buy	-20.71%	-26.61%	A	-27
2025/02/27	4.424	No Trade	No Trade	100.00%	50	Research	-85	-100	Research Defcon Buy	-21.42%	-27.27%	A	-28
2025/02/28	4.494	No Trade	No Trade	93.82%	50	Research	-85	-98	Research Defcon Buy	-20.10%	-26.35%	B	-30
2025/03/03	4.539	No Trade	No Trade	88.87%	50	Research	-85	-97	Research Defcon Buy	-19.04%	-24.78%	B	-30
2025/03/04	4.623	No Trade	No Trade	81.45%	50	Research	-85	-95	Research Defcon Buy	-17.45%	-25.74%	B	-28
2025/03/05	4.472	No Trade	No Trade	93.71%	90	Research	-170	-99	Research Defcon Buy	-20.07%	-27.86%	AAA	-26
2025/03/06	4.296	No Trade	No Trade	100.00%	90	Research	-170	-100	Research Defcon Buy	-23.13%	-30.24%	AAA	-26
2025/03/07	4.285	No Trade	No Trade	100.00%	90	Research	-170	-100	Research Defcon Buy	-23.24%	-29.01%	AAA	-27
2025/03/10	4.597	No Trade	No Trade	74.85%	50	Research	-170	0	Absolutely no Trade	-17.40%	-24.48%	B	-28
2025/03/11	4.492	No Trade	No Trade	82.58%	90	Research	-170	-95	Research Defcon Buy	-19.20%	-24.57%	AA	-29
2025/03/12	4.528	Buy_Panda_ST	No Trade	79.48%	50	Research	-170	0	Absolutely no Trade	-18.47%	-24.27%	B	-29
2025/03/13	4.506	Buy_Panda_ST	No Trade	80.81%	50	Research	-170	0	Absolutely no Trade	-18.78%	-27.03%	B	-29
2025/03/14	4.397	No Trade	No Trade	88.92%	90	Research	-170	-97	Research Defcon Buy	-20.67%	-28.64%	AAA	-29
2025/03/17	4.327	No Trade	No Trade	93.21%	90	Research	-170	-99	Research Defcon Buy	-21.66%	-29.88%	AAA	-30
2025/03/18	4.211	No Trade	No Trade	100.00%	100	Research	-170	-100	Research Defcon Buy	-23.70%	-33.86%	AAA	-33



Date	9 day	9 vs 21 day	33 day
2025/01/29	Sell_9day	Sell 9 vs 21	Sell 33_Day
2025/01/30	Sell_9day	Sell 9 vs 21	Sell 33_Day
2025/01/31	Sell_9day	Sell 9 vs 21	Sell 33_Day
2025/02/03	Buy_9day	Sell 9 vs 21	Sell 33_Day
2025/02/04	Buy_9day	Sell 9 vs 21	Sell 33_Day
2025/02/05	Sell_9day	Sell 9 vs 21	Sell 33_Day
2025/02/06	Sell_9day	Sell 9 vs 21	Sell 33_Day
2025/02/07	Sell_9day	Sell 9 vs 21	Sell 33_Day
2025/02/10	Sell_9day	Sell 9 vs 21	Sell 33_Day
2025/02/11	Sell_9day	Sell 9 vs 21	Sell 33_Day
2025/02/12	Sell_9day	Sell 9 vs 21	Sell 33_Day
2025/02/13	Sell_9day	Sell 9 vs 21	Sell 33_Day
2025/02/14	Sell_9day	Sell 9 vs 21	Sell 33_Day
2025/02/17	Sell_9day	Sell 9 vs 21	Sell 33_Day
2025/02/18	Sell_9day	Sell 9 vs 21	Sell 33_Day
2025/02/19	Sell_9day	Sell 9 vs 21	Sell 33_Day
2025/02/20	Sell_9day	Sell 9 vs 21	Sell 33_Day
2025/02/21	Buy_9day	Sell 9 vs 21	Sell 33_Day
2025/02/24	Sell_9day	Sell 9 vs 21	Sell 33_Day
2025/02/25	Sell_9day	Sell 9 vs 21	Sell 33_Day
2025/02/26	Sell_9day	Sell 9 vs 21	Sell 33_Day
2025/02/27	Sell_9day	Sell 9 vs 21	Sell 33_Day
2025/02/28	Sell_9day	Sell 9 vs 21	Sell 33_Day
2025/03/03	Sell_9day	Sell 9 vs 21	Sell 33_Day
2025/03/04	Buy_9day	Sell 9 vs 21	Sell 33_Day
2025/03/05	Sell_9day	Sell 9 vs 21	Sell 33_Day
2025/03/06	Sell_9day	Sell 9 vs 21	Sell 33_Day
2025/03/07	Sell_9day	Sell 9 vs 21	Sell 33_Day
2025/03/10	Buy_9day	Sell 9 vs 21	Sell 33_Day
2025/03/11	Buy_9day	Sell 9 vs 21	Sell 33_Day
2025/03/12	Buy_9day	Sell 9 vs 21	Sell 33_Day
2025/03/13	Buy_9day	Sell 9 vs 21	Sell 33_Day
2025/03/14	Sell_9day	Sell 9 vs 21	Sell 33_Day
2025/03/17	Sell_9day	Sell 9 vs 21	Sell 33_Day
2025/03/18	Sell_9day	Sell 9 vs 21	Sell 33_Day

Strategy Universe		Euro_Europe_STOXX50_Pairs		Ascendant guidance		Research	Strategy_Open Date	2025/02/04	Caterpillar Guidance	Trade		
											(+): Mom Days	0
											(-): Mom Days	98
											Guided: Factor	66 day
											324_Buy Guidance	100.0%
											324_Sell Guidance	0.0%
											Mom_75 (days)	-33.9%
											9 vs 21 day	-1.91%
											Price vs 9 day	-4.40%



S  
e  
|  
|

SREN.SWX

Swiss Re Ag

Financials

Nonlife Insurance

Switzerland

Market Cap : (B)

37 259

Follow the " 3day to 5day waiting period " before entering the trade : understand the Graph, Trend and Variables

EXH5.ETR

iShares :Insurance : - (EUR Listing)

Europe ETF : Sector

ETF\_Europe\_

Europe

Market Cap : (B)

#VALUE!

Plan your enrty levels. Focus on the process not the outcome. Expect further short-term deviation from the trade signal. "Patience"

-2.374

27.316

-11.506

Date	Price or Relative Price	Short_Term_ Radar	Medium_ Term_Radar	Caterpillar_ %	Wise_ Owl(Rnk)	324_Factor	Factor_324	Defcon _Index	Defcon _Index_Trade	Margin of Safety	75_Day_Mom	Trade_Rating (Guidance)	Trendsum
2025/01/22	3.275	No Trade	No Trade	42.24%	0	Absolutely No	0	100	Research Defon Sell	5.30%	14.13%	C	28
2025/01/23	3.279	No Trade	No Trade	42.88%	0	Absolutely No	0	100	Research Defon Sell	5.38%	14.33%	C	29
2025/01/24	3.278	No Trade	No Trade	42.49%	30	Absolutely No	0	100	Research Defon Sell	5.33%	18.23%	C	33
2025/01/27	3.275	No Trade	No Trade	40.98%	30	Absolutely No	0	100	Research Defon Sell	5.14%	17.66%	C	34
2025/01/28	3.263	No Trade	No Trade	37.62%	30	Absolutely No	0	100	Research Defon Sell	4.72%	16.07%	C	33
2025/01/29	3.259	Sell_Panda_ST	No Trade	36.37%	0	Absolutely No	0	99	Research Defon Sell	4.56%	14.00%	C	30
2025/01/30	3.249	Sell_Panda_ST	Sell_Panda_ST	33.70%	0	Absolutely No	0	99	Research Defon Sell	4.23%	13.65%	C	27
2025/01/31	3.245	Sell_Panda_ST	Sell_Panda_ST	32.30%	0	Absolutely No	0	99	Research Defon Sell	4.05%	12.60%	C	24
2025/02/03	3.243	Sell_Panda_ST	Sell_Panda_ST	31.32%	0	Absolutely No	0	99	Research Defon Sell	3.93%	13.78%	C	19
2025/02/04	3.241	Sell_Panda_ST	Sell_Panda_ST	30.58%	0	Absolutely No	0	99	Research Defon Sell	3.84%	13.81%	C	13
2025/02/05	3.258	No Trade	No Trade	34.64%	0	Absolutely No	0	99	Research Defon Sell	4.35%	15.18%	C	8
2025/02/06	3.247	No Trade	No Trade	31.46%	0	Absolutely No	0	99	Research Defon Sell	3.95%	14.89%	C	3
2025/02/07	3.253	No Trade	No Trade	32.73%	0	Absolutely No	0	99	Research Defon Sell	4.11%	15.98%	C	-1
2025/02/10	3.239	No Trade	No Trade	28.49%	0	Absolutely No	0	99	Research Defon Sell	3.58%	15.95%	C	-3
2025/02/11	3.235	No Trade	No Trade	27.27%	0	Absolutely No	0	99	Research Defon Sell	3.42%	16.02%	C	-7
2025/02/12	3.227	No Trade	No Trade	26.29%	0	Absolutely No	0	98	Research Defon Sell	3.13%	15.56%	C	-11
2025/02/13	3.187	No Trade	No Trade	15.47%	0	Absolutely No	0	97	Research Defon Sell	1.84%	13.83%	C	-14
2025/02/14	3.203	No Trade	No Trade	19.43%	0	Absolutely No	0	98	Research Defon Sell	2.32%	14.36%	C	-18
2025/02/17	3.191	No Trade	No Trade	15.54%	0	Absolutely No	0	97	Research Defon Sell	1.85%	13.73%	C	-22
2025/02/18	3.217	No Trade	No Trade	22.30%	0	Absolutely No	0	98	Research Defon Sell	2.66%	14.40%	C	-26
2025/02/19	3.197	No Trade	No Trade	16.76%	0	Absolutely No	0	98	Research Defon Sell	2.00%	13.65%	C	-28
2025/02/20	3.182	No Trade	No Trade	12.49%	30	Absolutely No	0	97	Research Defon Sell	1.49%	12.60%	C	-31
2025/02/21	3.173	No Trade	No Trade	9.79%	30	Absolutely No	0	97	Research Defon Sell	1.17%	13.25%	C	-33
2025/02/24	3.159	No Trade	No Trade	5.39%	30	Absolutely No	0	96	Research Defon Sell	0.64%	11.74%	C	-34
2025/02/25	3.146	No Trade	No Trade	1.64%	30	Absolutely No	0	96	Research Defon Sell	0.20%	11.72%	C	-36
2025/02/26	3.188	No Trade	No Trade	12.69%	30	Absolutely No	0	97	Research Defon Sell	1.51%	5.85%	C	-37
2025/02/27	3.207	No Trade	No Trade	17.44%	30	Absolutely No	0	98	Research Defon Sell	2.08%	7.90%	C	-37
2025/02/28	3.196	No Trade	No Trade	14.35%	30	Absolutely No	0	97	Research Defon Sell	1.71%	4.43%	C	-37
2025/03/03	3.202	No Trade	No Trade	15.22%	30	Absolutely No	0	98	Research Defon Sell	1.81%	4.22%	C	-37
2025/03/04	3.215	No Trade	No Trade	18.49%	30	Absolutely No	0	98	Research Defon Sell	2.20%	4.99%	C	-35
2025/03/05	3.239	No Trade	No Trade	24.47%	0	Absolutely No	0	99	Research Defon Sell	2.92%	6.12%	C	-30
2025/03/06	3.179	No Trade	No Trade	8.28%	0	Absolutely No	0	97	Research Defon Sell	0.99%	3.98%	C	-25
2025/03/07	3.178	No Trade	No Trade	7.79%	0	Absolutely No	0	97	Research Defon Sell	0.93%	2.34%	C	-21
2025/03/10	3.212	No Trade	No Trade	16.23%	0	Absolutely No	0	98	Research Defon Sell	1.93%	2.60%	C	-19
2025/03/11	3.200	No Trade	No Trade	13.29%	0	Absolutely No	0	98	Research Defon Sell	1.53%	1.74%	C	-20
2025/03/12	3.208	No Trade	No Trade	16.08%	0	Absolutely No	0	98	Research Defon Sell	1.75%	2.53%	C	-20
2025/03/13	3.188	No Trade	No Trade	12.71%	0	Absolutely No	0	97	Research Defon Sell	1.08%	1.56%	C	-21
2025/03/14	3.188	No Trade	No Trade	12.50%	0	Absolutely No	0	97	Research Defon Sell	1.06%	0.94%	C	-20
2025/03/17	3.184	No Trade	No Trade	9.78%	0	Absolutely No	0	97	Research Defon Sell	0.83%	0.71%	C	-20
2025/03/18	3.172	No Trade	No Trade	4.98%	0	Absolutely No	0	97	Research Defon Sell	0.42%	-0.18%	C	-22



Date	9 day	9 vs 21 day	33 day
2025/01/29	Sell_9day	Buy 9 vs 21	Buy 33_Day
2025/01/30	Sell_9day	Buy 9 vs 21	Buy 33_Day
2025/01/31	Sell_9day	Buy 9 vs 21	Buy 33_Day
2025/02/03	Sell_9day	Buy 9 vs 21	Buy 33_Day
2025/02/04	Sell_9day	Buy 9 vs 21	Buy 33_Day
2025/02/05	Buy_9day	Buy 9 vs 21	Buy 33_Day
2025/02/06	Sell_9day	Sell 9 vs 21	Buy 33_Day
2025/02/07	Buy_9day	Sell 9 vs 21	Buy 33_Day
2025/02/10	Sell_9day	Sell 9 vs 21	Sell 33_Day
2025/02/11	Sell_9day	Sell 9 vs 21	Sell 33_Day
2025/02/12	Sell_9day	Sell 9 vs 21	Sell 33_Day
2025/02/13	Sell_9day	Sell 9 vs 21	Sell 33_Day
2025/02/14	Sell_9day	Sell 9 vs 21	Sell 33_Day
2025/02/17	Sell_9day	Sell 9 vs 21	Sell 33_Day
2025/02/18	Sell_9day	Sell 9 vs 21	Sell 33_Day
2025/02/19	Sell_9day	Sell 9 vs 21	Sell 33_Day
2025/02/20	Sell_9day	Sell 9 vs 21	Sell 33_Day
2025/02/21	Sell_9day	Sell 9 vs 21	Sell 33_Day
2025/02/24	Sell_9day	Sell 9 vs 21	Sell 33_Day
2025/02/25	Sell_9day	Sell 9 vs 21	Sell 33_Day
2025/02/26	Buy_9day	Sell 9 vs 21	Sell 33_Day
2025/02/27	Buy_9day	Sell 9 vs 21	Sell 33_Day
2025/02/28	Buy_9day	Sell 9 vs 21	Sell 33_Day
2025/03/03	Buy_9day	Sell 9 vs 21	Sell 33_Day
2025/03/04	Buy_9day	Sell 9 vs 21	Sell 33_Day
2025/03/05	Buy_9day	Sell 9 vs 21	Buy 33_Day
2025/03/06	Sell_9day	Sell 9 vs 21	Sell 33_Day
2025/03/07	Sell_9day	Sell 9 vs 21	Sell 33_Day
2025/03/10	Buy_9day	Buy 9 vs 21	Sell 33_Day
2025/03/11	Sell_9day	Buy 9 vs 21	Sell 33_Day
2025/03/12	Buy_9day	Buy 9 vs 21	Sell 33_Day
2025/03/13	Sell_9day	Buy 9 vs 21	Sell 33_Day
2025/03/14	Sell_9day	Buy 9 vs 21	Sell 33_Day
2025/03/17	Sell_9day	Buy 9 vs 21	Sell 33_Day
2025/03/18	Sell_9day	Sell 9 vs 21	Sell 33_Day

Strategy Universe		Rel vs Europe Insurance		Ascendant guidance		Trade	Strategy_Open Date	2025/02/04	Caterpillar Guidance	Research		
<div><div><div><div>SREN.SWX</div><div>21 per. Mov. Avg. (SREN.SWX)</div><div>Linear (SREN.SWX)</div></div><div><div>EXH5.ETR</div><div>21 per. Mov. Avg. (EXH5.ETR)</div><div>Linear (EXH5.ETR)</div></div></div></div>											<div>(+) : Mom Days</div>	<div>0</div>
											<div>(-) : Mom Days</div>	<div>1</div>
											<div>Guided : Factor</div>	<div>9 vs 21 day</div>
											<div>324_Buy Guidance</div>	<div>0.0%</div>
											<div>324_Sell Guidance</div>	<div>96.7%</div>
											<div>Mom_75 (days)</div>	<div>-0.2%</div>
											<div>9 vs 21 day</div>	<div>-0.07%</div>
											<div>Price vs 9 day</div>	<div>-0.57%</div>

AGS.BRU

B

Ageas Sa/Nv

u

Financials

y

Life Insurance

Belgium

Market Cap : (B)

8 937

SREN.SWX

Swiss Re Ag

Financials

Nonlife Insurance

Switzerland

Market Cap : (B)

37 259

Follow the " 3day to 5day waiting period " before entering the trade : understand the Graph, Trend and Variables

Plan your enrty levels. Focus on the process not the outcome. Expect further short-term deviation from the trade signal. "Patience"

-1.962														-20.122	10.255
Date	Price or Relative Price	Short_Term_ Radar	Medium_ Term_Radar	Caterpillar_ %	Wise_ Owl(Rnk)	324_Factor	Factor_324	Defcon _Index	Defcon _Index_Trade	Margin of Safety	75_Day_Mom	Trade_Rating (Guidance)	Trendsum		
2025/01/22	0.354	No Trade	No Trade	47.90%	0	Absolutely No	0	-98	Research Defcon Buy	-6.55%	-15.33%	C	-5		
2025/01/23	0.354	No Trade	No Trade	48.68%	0	Absolutely No	0	-98	Research Defcon Buy	-6.66%	-15.52%	C	-7		
2025/01/24	0.353	No Trade	No Trade	50.03%	0	Absolutely No	0	-99	Research Defcon Buy	-6.84%	-19.24%	C	-10		
2025/01/27	0.351	No Trade	No Trade	53.72%	0	Absolutely No	0	-99	Research Defcon Buy	-7.35%	-18.87%	C	-13		
2025/01/28	0.351	No Trade	No Trade	53.04%	0	Absolutely No	0	-99	Research Defcon Buy	-7.26%	-18.83%	C	-15		
2025/01/29	0.354	No Trade	No Trade	48.23%	0	Absolutely No	0	-98	Research Defcon Buy	-6.60%	-16.73%	C	-16		
2025/01/30	0.354	No Trade	No Trade	47.37%	0	Absolutely No	0	-98	Research Defcon Buy	-6.48%	-15.93%	C	-16		
2025/01/31	0.357	Buy_Panda_ST	Buy_Panda_ST	40.76%	0	Absolutely No	0	-97	Research Defcon Buy	-5.58%	-14.28%	C	-16		
2025/02/03	0.354	Buy_Panda_ST	No Trade	45.99%	0	Absolutely No	0	-98	Research Defcon Buy	-6.29%	-15.31%	C	-12		
2025/02/04	0.354	No Trade	No Trade	46.68%	0	Absolutely No	0	-98	Research Defcon Buy	-6.39%	-15.43%	C	-7		
2025/02/05	0.352	No Trade	No Trade	50.08%	0	Absolutely No	0	-99	Research Defcon Buy	-6.85%	-16.42%	C	-5		
2025/02/06	0.357	No Trade	No Trade	40.60%	0	Absolutely No	0	-97	Research Defcon Buy	-5.55%	-15.47%	C	-5		
2025/02/07	0.354	No Trade	No Trade	45.64%	0	Absolutely No	0	-98	Research Defcon Buy	-6.24%	-16.64%	C	-5		
2025/02/10	0.357	No Trade	No Trade	40.12%	0	Absolutely No	0	-97	Research Defcon Buy	-5.49%	-17.04%	C	-7		
2025/02/11	0.358	No Trade	No Trade	37.85%	0	Absolutely No	0	-97	Research Defcon Buy	-5.18%	-16.68%	C	-6		
2025/02/12	0.357	No Trade	No Trade	39.76%	0	Absolutely No	0	-97	Research Defcon Buy	-5.44%	-17.25%	C	-4		
2025/02/13	0.359	No Trade	No Trade	35.76%	0	Absolutely No	0	-97	Research Defcon Buy	-4.89%	-16.92%	C	-1		
2025/02/14	0.358	No Trade	No Trade	37.08%	0	Absolutely No	0	-97	Research Defcon Buy	-5.07%	-17.00%	C	3		
2025/02/17	0.358	No Trade	No Trade	37.24%	0	Absolutely No	0	-97	Research Defcon Buy	-5.09%	-16.81%	C	7		
2025/02/18	0.355	No Trade	No Trade	42.23%	0	Absolutely No	0	-98	Research Defcon Buy	-5.78%	-17.40%	C	11		
2025/02/19	0.374	No Trade	No Trade	5.96%	0	Absolutely No	0	0	Absolutely no Trade	-0.82%	-13.56%	C	15		
2025/02/20	0.370	No Trade	No Trade	12.84%	0	Absolutely No	0	0	Absolutely no Trade	-1.76%	-13.93%	C	16		
2025/02/21	0.369	No Trade	No Trade	15.95%	0	Absolutely No	0	0	Absolutely no Trade	-2.18%	-15.40%	C	16		
2025/02/24	0.370	No Trade	No Trade	13.33%	0	Absolutely No	0	0	Absolutely no Trade	-1.82%	-14.82%	C	13		
2025/02/25	0.371	No Trade	No Trade	11.67%	0	Absolutely No	0	0	Absolutely no Trade	-1.60%	-13.87%	C	9		
2025/02/26	0.367	No Trade	No Trade	18.87%	0	Absolutely No	0	-94	Research Defcon Buy	-2.58%	-9.22%	C	6		
2025/02/27	0.368	No Trade	No Trade	17.07%	0	Absolutely No	0	-94	Research Defcon Buy	-2.33%	-9.40%	C	4		
2025/02/28	0.365	No Trade	No Trade	22.57%	0	Absolutely No	0	-95	Research Defcon Buy	-3.09%	-7.39%	C	4		
2025/03/03	0.360	No Trade	No Trade	32.12%	0	Absolutely No	0	-97	Research Defcon Buy	-4.39%	-9.31%	C	4		
2025/03/04	0.361	No Trade	No Trade	28.71%	0	Absolutely No	0	-96	Research Defcon Buy	-3.93%	-8.08%	C	2		
2025/03/05	0.360	No Trade	No Trade	31.03%	0	Absolutely No	0	-96	Research Defcon Buy	-4.25%	-9.36%	C	-1		
2025/03/06	0.368	No Trade	No Trade	14.81%	0	Absolutely No	0	-94	Research Defcon Buy	-2.03%	-7.25%	C	-2		
2025/03/07	0.371	No Trade	No Trade	8.86%	0	Absolutely No	0	83	Research Defon Sell	-1.21%	-4.90%	C	-1		
2025/03/10	0.366	No Trade	No Trade	19.68%	0	Absolutely No	0	-95	Research Defcon Buy	-2.69%	-5.26%	C	1		
2025/03/11	0.369	No Trade	No Trade	12.24%	0	Absolutely No	0	82	Research Defon Sell	-1.67%	-3.91%	C	1		
2025/03/12	0.367	No Trade	No Trade	17.50%	0	Absolutely No	0	-95	Research Defcon Buy	-2.39%	-3.53%	C	1		
2025/03/13	0.370	No Trade	No Trade	11.62%	0	Absolutely No	0	82	Research Defon Sell	-1.59%	-2.55%	C	2		
2025/03/14	0.368	No Trade	No Trade	14.24%	0	Absolutely No	0	-94	Research Defcon Buy	-1.95%	-2.29%	C	4		
2025/03/17	0.369	No Trade	No Trade	11.99%	0	Absolutely No	0	83	Research Defon Sell	-1.64%	-1.20%	C	6		
2025/03/18	0.370	No Trade	No Trade	9.94%	0	Absolutely No	0	83	Research Defon Sell	-1.36%	-0.85%	C	8		







S  
e  
|  
|

SREN.SWX

Swiss Re Ag

Financials

Nonlife Insurance

Switzerland

Market Cap : (B)

37 259

Follow the " 3day to 5day waiting period " before entering the trade : understand the Graph, Trend and Variables

ZURN.SWX

Zurich Insurance Group Ag

Financials

Insurance

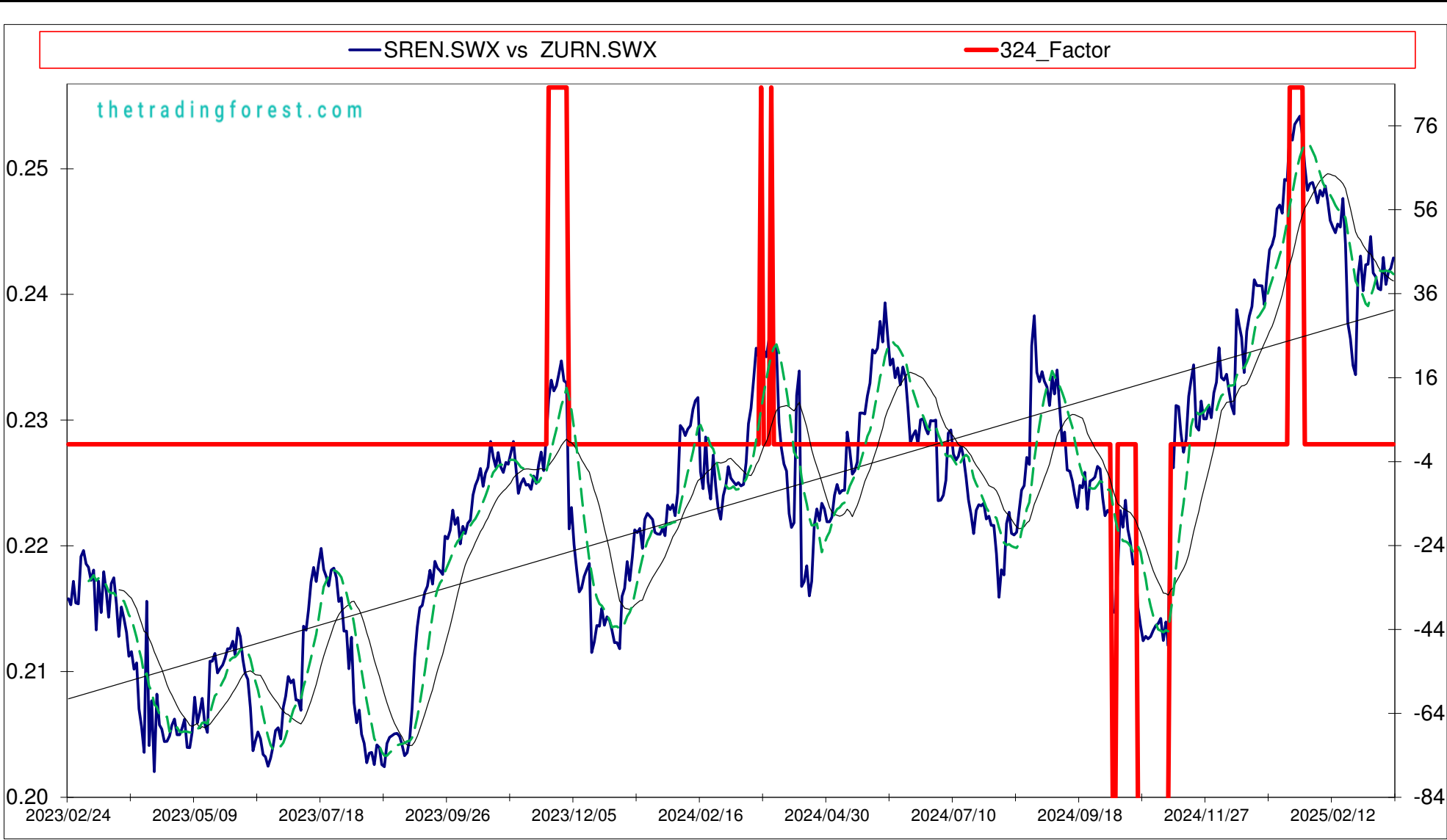
Switzerland

Market Cap : (B)

79 627

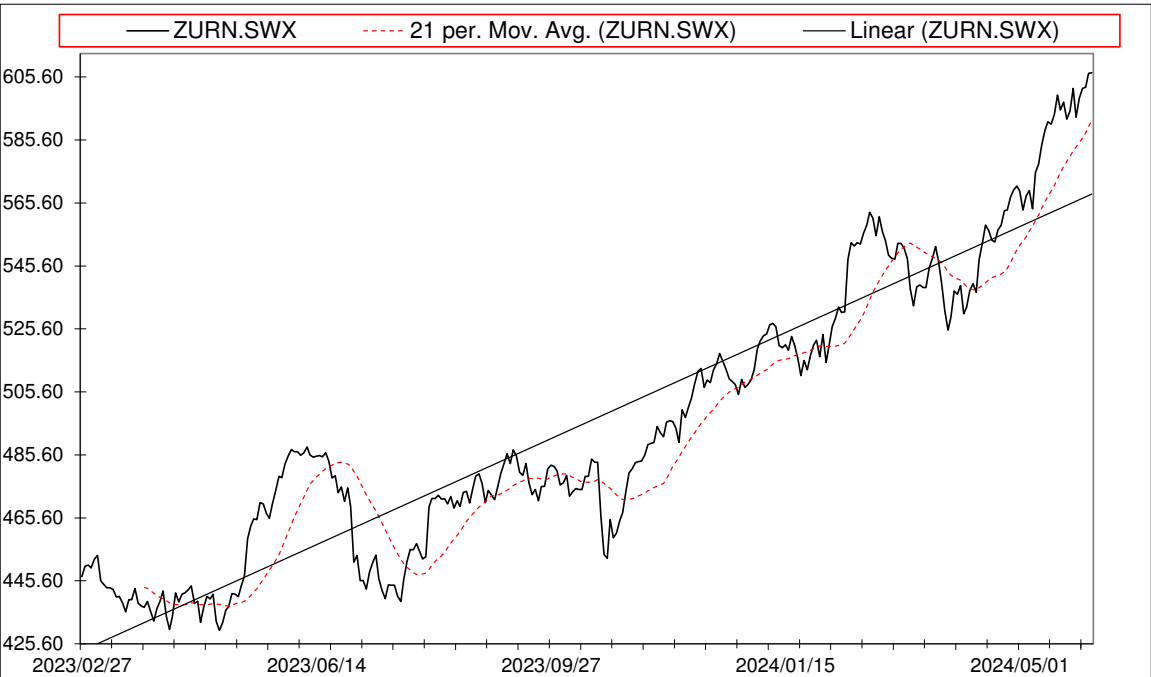
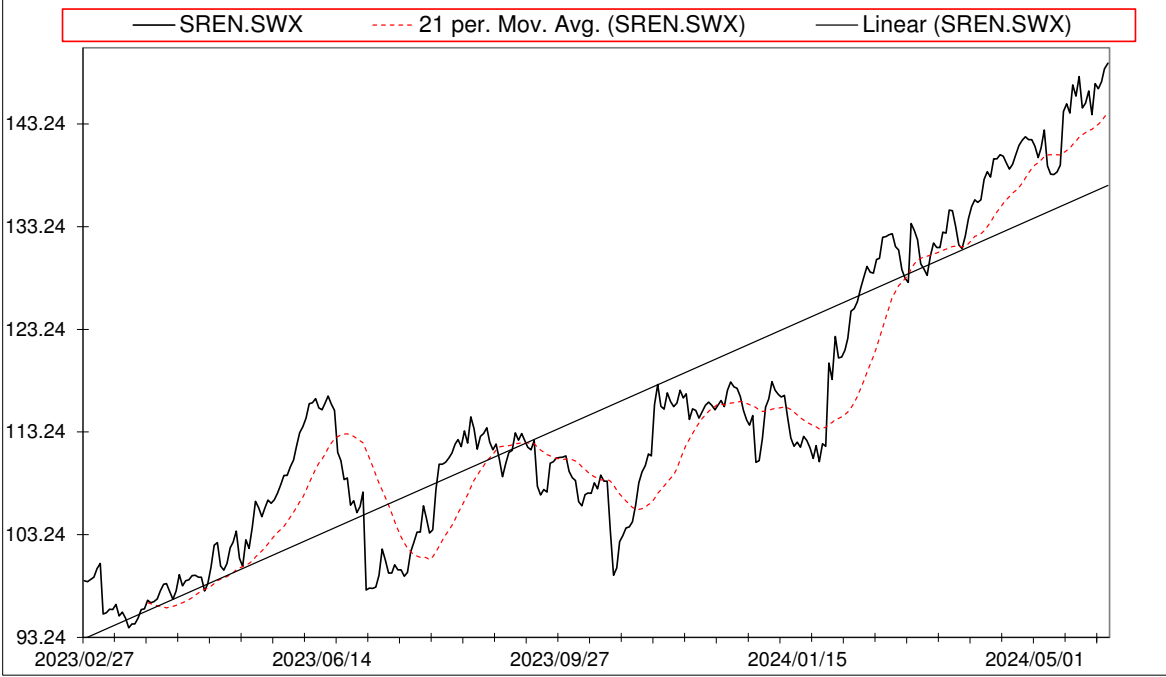
Plan your enrty levels. Focus on the process not the outcome. Expect further short-term deviation from the trade signal. "Patience"

-2.485														18.323														-7.373															
Date	Price or Relative Price	Short_Term_ Radar	Medium_ Term_Radar	Caterpillar_ %	Wise_ Owl(Rnk)	324_Factor	Factor_324	Defcon _Index	Defcon _Index_Trade	Margin of Safety	75_Day_Mom	Trade_Rating (Guidance)	Trendsum																														
2025/01/22	0.256	No Trade	No Trade	93.70%	60	Research	85	100	Research Defon Sell	6.99%	13.60%	C	36																														
2025/01/23	0.257	No Trade	No Trade	95.37%	60	Research	85	100	Research Defon Sell	7.12%	13.89%	C	38																														
2025/01/24	0.257	No Trade	No Trade	96.86%	60	Research	85	100	Research Defon Sell	7.23%	18.12%	A	39																														
2025/01/27	0.255	No Trade	No Trade	87.16%	60	Research	85	99	Research Defon Sell	6.51%	17.42%	A	41																														
2025/01/28	0.253	No Trade	No Trade	73.48%	30	Absolutely No	0	98	Research Defon Sell	5.49%	14.50%	C	40																														
2025/01/29	0.251	Sell_Panda_ST	No Trade	62.55%	30	Absolutely No	0	98	Research Defon Sell	4.67%	11.28%	C	37																														
2025/01/30	0.252	Sell_Panda_ST	No Trade	65.32%	30	Absolutely No	0	98	Research Defon Sell	4.88%	12.18%	C	33																														
2025/01/31	0.252	Sell_Panda_ST	No Trade	65.62%	30	Absolutely No	0	98	Research Defon Sell	4.90%	11.17%	C	29																														
2025/02/03	0.251	Sell_Panda_ST	Sell_Panda_ST	60.82%	0	Absolutely No	0	98	Research Defon Sell	4.54%	12.00%	C	23																														
2025/02/04	0.250	Sell_Panda_ST	Sell_Panda_ST	55.52%	0	Absolutely No	0	97	Research Defon Sell	4.14%	12.10%	C	17																														
2025/02/05	0.251	No Trade	No Trade	60.75%	0	Absolutely No	0	98	Research Defon Sell	4.54%	13.43%	C	11																														
2025/02/06	0.251	No Trade	No Trade	57.97%	0	Absolutely No	0	98	Research Defon Sell	4.33%	13.17%	C	5																														
2025/02/07	0.251	No Trade	No Trade	62.17%	0	Absolutely No	0	98	Research Defon Sell	4.64%	15.39%	C	1																														
2025/02/10	0.250	No Trade	No Trade	54.96%	0	Absolutely No	0	97	Research Defon Sell	4.10%	15.61%	C	0																														
2025/02/11	0.249	No Trade	No Trade	45.90%	0	Absolutely No	0	97	Research Defon Sell	3.43%	15.53%	C	-4																														
2025/02/12	0.248	No Trade	No Trade	42.73%	0	Absolutely No	0	97	Research Defon Sell	3.19%	15.09%	C	-8																														
2025/02/13	0.248	No Trade	No Trade	40.00%	0	Absolutely No	0	96	Research Defon Sell	2.99%	15.00%	C	-12																														
2025/02/14	0.248	No Trade	No Trade	43.57%	0	Absolutely No	0	97	Research Defon Sell	3.25%	15.22%	C	-15																														
2025/02/17	0.248	No Trade	No Trade	41.41%	0	Absolutely No	0	97	Research Defon Sell	3.09%	14.85%	C	-19																														
2025/02/18	0.250	No Trade	No Trade	53.89%	0	Absolutely No	0	97	Research Defon Sell	4.02%	15.69%	C	-21																														
2025/02/19	0.247	No Trade	No Trade	33.43%	0	Absolutely No	0	96	Research Defon Sell	2.50%	13.94%	C	-23																														
2025/02/20	0.241	No Trade	No Trade	1.46%	0	Absolutely No	0	0	Absolutely no Trade	-0.13%	10.83%	C	-25																														
2025/02/21	0.239	No Trade	No Trade	7.41%	0	Absolutely No	0	0	Absolutely no Trade	-0.67%	11.15%	C	-27																														
2025/02/24	0.237	No Trade	No Trade	17.72%	0	Absolutely No	0	0	Absolutely no Trade	-1.60%	9.42%	C	-29																														
2025/02/25	0.236	No Trade	No Trade	21.36%	0	Absolutely No	0	0	Absolutely no Trade	-1.93%	10.04%	C	-31																														
2025/02/26	0.244	No Trade	No Trade	17.47%	30	Absolutely No	0	95	Research Defon Sell	1.30%	6.29%	C	-32																														
2025/02/27	0.246	No Trade	No Trade	26.12%	30	Absolutely No	0	96	Research Defon Sell	1.95%	7.36%	C	-33																														
2025/02/28	0.243	No Trade	No Trade	10.55%	0	Absolutely No	0	0	Absolutely no Trade	0.79%	3.90%	C	-33																														
2025/03/03	0.245	No Trade	No Trade	21.31%	30	Absolutely No	0	95	Research Defon Sell	1.59%	4.82%	C	-36																														
2025/03/04	0.245	No Trade	No Trade	21.32%	30	Absolutely No	0	95	Research Defon Sell	1.59%	5.81%	C	-35																														
2025/03/05	0.247	No Trade	No Trade	33.25%	0	Absolutely No	0	96	Research Defon Sell	2.48%	7.45%	C	-30																														
2025/03/06	0.245	No Trade	No Trade	16.94%	0	Absolutely No	0	95	Research Defon Sell	1.26%	5.72%	C	-24																														
2025/03/07	0.244	No Trade	No Trade	14.96%	0	Absolutely No	0	95	Research Defon Sell	1.12%	4.05%	C	-20																														
2025/03/10	0.243	No Trade	No Trade	9.08%	0	Absolutely No	0	-85	Research Defcon Buy	0.68%	3.10%	C	-16																														
2025/03/11	0.243	No Trade	No Trade	8.52%	0	Absolutely No	0	-85	Research Defcon Buy	0.62%	2.52%	C	-15																														
2025/03/12	0.246	No Trade	No Trade	22.99%	0	Absolutely No	0	96	Research Defon Sell	1.66%	5.79%	C	-13																														
2025/03/13	0.244	No Trade	No Trade	10.51%	0	Absolutely No	0	-84	Research Defcon Buy	0.76%	5.00%	C	-15																														
2025/03/14	0.245	No Trade	No Trade	15.98%	0	Absolutely No	0	95	Research Defon Sell	1.16%	4.38%	C	-16																														
2025/03/17	0.245	No Trade	No Trade	16.85%	0	Absolutely No	0	95	Research Defon Sell	1.22%	5.14%	C	-15																														
2025/03/18	0.246	No Trade	No Trade	21.32%	0	Absolutely No	0	96	Research Defon Sell	1.54%	5.50%	C	-14																														



Date	9 day	9 vs 21 day	33 day
2025/01/30	Sell_9day	Buy 9 vs 21	Buy 33_Day
2025/01/31	Sell_9day	Buy 9 vs 21	Buy 33_Day
2025/02/03	Sell_9day	Buy 9 vs 21	Buy 33_Day
2025/02/04	Sell_9day	Buy 9 vs 21	Buy 33_Day
2025/02/05	Sell_9day	Buy 9 vs 21	Buy 33_Day
2025/02/06	Sell_9day	Sell 9 vs 21	Buy 33_Day
2025/02/07	Buy_9day	Sell 9 vs 21	Buy 33_Day
2025/02/10	Sell_9day	Sell 9 vs 21	Buy 33_Day
2025/02/11	Sell_9day	Sell 9 vs 21	Sell 33_Day
2025/02/12	Sell_9day	Sell 9 vs 21	Sell 33_Day
2025/02/13	Sell_9day	Sell 9 vs 21	Sell 33_Day
2025/02/14	Sell_9day	Sell 9 vs 21	Sell 33_Day
2025/02/17	Sell_9day	Sell 9 vs 21	Sell 33_Day
2025/02/18	Buy_9day	Sell 9 vs 21	Buy 33_Day
2025/02/19	Sell_9day	Sell 9 vs 21	Sell 33_Day
2025/02/20	Sell_9day	Sell 9 vs 21	Sell 33_Day
2025/02/21	Sell_9day	Sell 9 vs 21	Sell 33_Day
2025/02/24	Sell_9day	Sell 9 vs 21	Sell 33_Day
2025/02/25	Sell_9day	Sell 9 vs 21	Sell 33_Day
2025/02/26	Buy_9day	Sell 9 vs 21	Sell 33_Day
2025/02/27	Buy_9day	Sell 9 vs 21	Sell 33_Day
2025/02/28	Buy_9day	Sell 9 vs 21	Sell 33_Day
2025/03/03	Buy_9day	Sell 9 vs 21	Sell 33_Day
2025/03/04	Buy_9day	Sell 9 vs 21	Sell 33_Day
2025/03/05	Buy_9day	Sell 9 vs 21	Sell 33_Day
2025/03/06	Buy_9day	Sell 9 vs 21	Sell 33_Day
2025/03/07	Buy_9day	Sell 9 vs 21	Sell 33_Day
2025/03/10	Sell_9day	Sell 9 vs 21	Sell 33_Day
2025/03/11	Sell_9day	Sell 9 vs 21	Sell 33_Day
2025/03/12	Buy_9day	Buy 9 vs 21	Sell 33_Day
2025/03/13	Sell_9day	Buy 9 vs 21	Sell 33_Day
2025/03/14	Sell_9day	Buy 9 vs 21	Sell 33_Day
2025/03/17	Buy_9day	Buy 9 vs 21	Sell 33_Day
2025/03/18	Buy_9day	Buy 9 vs 21	Sell 33_Day

Strategy Universe	Euro_Ins_Pairs	Ascendant guidance	Trade	Strategy_Open Date	2025/02/03	Caterpillar Guidance	Apply Caution
-------------------	----------------	--------------------	-------	--------------------	------------	----------------------	---------------



(+) : Mom Days	3
(-) : Mom Days	0
Guided : Factor	9 vs 21 day
324_Buy Guidance	0.0%
324_Sell Guidance	95.6%
Mom_75 (days)	5.5%
9 vs 21 day	0.22%
Price vs 9 day	0.53%

# HOLN.SWX

Follow the " 3day to 5day waiting period " before entering the trade : understand the Graph, Trend and Variables

**B** Holcim Ltd

**u** Industrials

**y** Construction & Materials

Switzerland

Market Cap : (B)

51 014

# HEI.ETR

Plan your enrty levels. Focus on the process not the outcome. Expect further short-term deviation from the trade signal. "Patience"

Heidelberg Cement Ag

Industrials

Construction & Materials

Germany

Market Cap : (B)

21 219

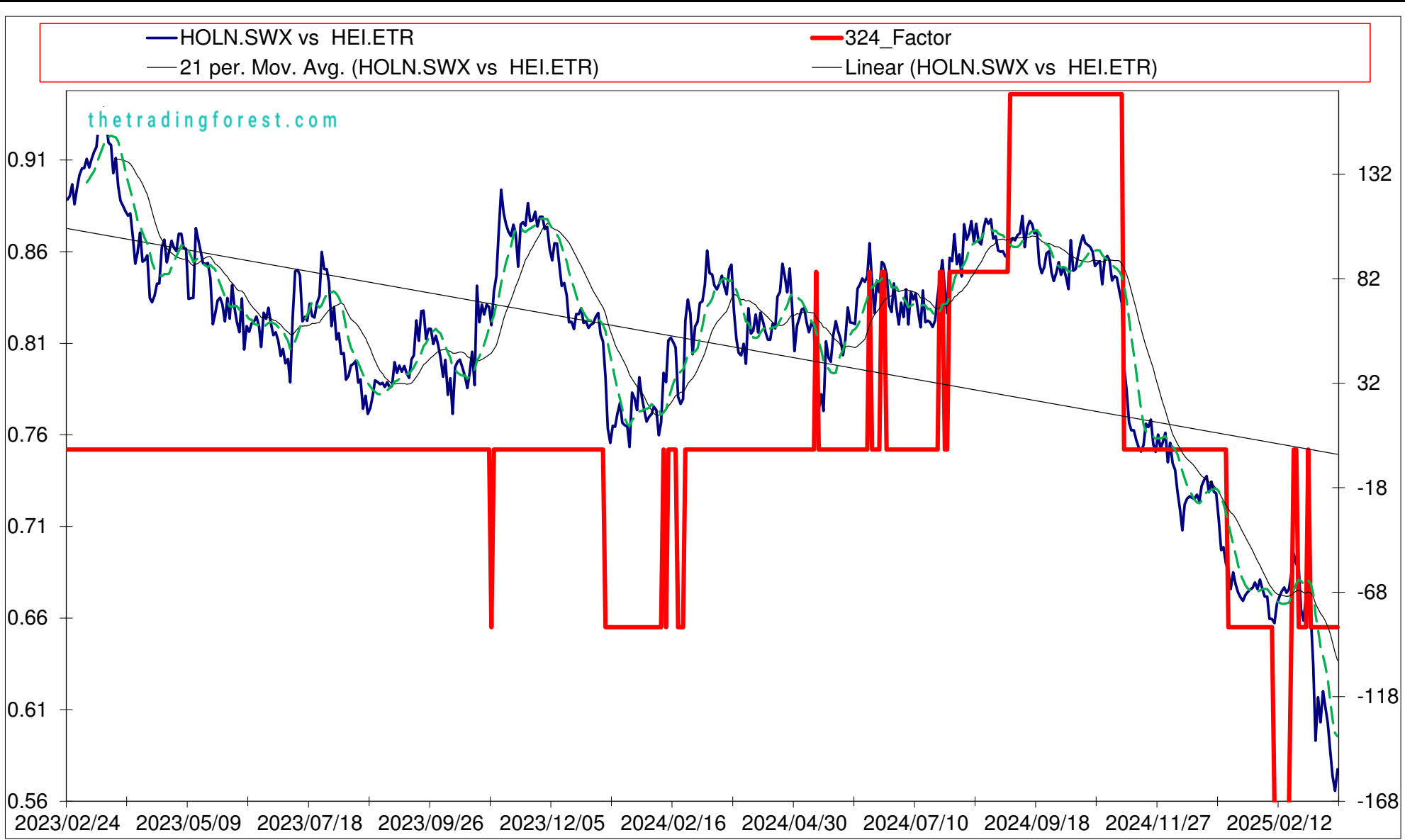
-2.075

-40.640

19.585

Date	Price or Relative Price	Short_Term_ Radar	Medium_ Term_Radar	Caterpillar_ %	Wise_ Owl(Rnk)	324_Factor	Factor_324	Defcon _Index	Defcon _Index_Trade	Margin of Safety	75_Day_Mom	Trade_Rating (Guidance)	Trendsum
2025/01/22	0.665	No Trade	No Trade	85.79%	50	Research	-85	-100	Research Defcon Buy	-9.77%	-21.47%	A	-28
2025/01/23	0.669	No Trade	No Trade	81.74%	50	Research	-85	-100	Research Defcon Buy	-9.31%	-20.62%	A	-29
2025/01/24	0.670	No Trade	No Trade	79.41%	50	Research	-85	-99	Research Defcon Buy	-9.04%	-19.79%	A	-30
2025/01/27	0.672	No Trade	No Trade	76.94%	50	Research	-85	-99	Research Defcon Buy	-8.76%	-22.13%	A	-30
2025/01/28	0.673	Buy_Panda_ST	No Trade	75.38%	50	Research	-85	-99	Research Defcon Buy	-8.58%	-20.47%	B	-29
2025/01/29	0.675	Buy_Panda_ST	No Trade	71.58%	50	Research	-85	-98	Research Defcon Buy	-8.15%	-20.21%	B	-24
2025/01/30	0.672	Buy_Panda_ST	No Trade	75.60%	50	Research	-85	-99	Research Defcon Buy	-8.61%	-21.32%	A	-19
2025/01/31	0.677	Buy_Panda_ST	No Trade	69.07%	50	Research	-85	-98	Research Defcon Buy	-7.86%	-21.32%	B	-15
2025/02/03	0.672	Buy_Panda_ST	No Trade	73.88%	50	Research	-85	-99	Research Defcon Buy	-8.41%	-22.29%	B	-12
2025/02/04	0.668	No Trade	No Trade	78.94%	50	Research	-85	-100	Research Defcon Buy	-8.99%	-22.42%	A	-12
2025/02/05	0.668	No Trade	No Trade	78.56%	50	Research	-85	-100	Research Defcon Buy	-8.94%	-22.33%	A	-11
2025/02/06	0.656	No Trade	No Trade	92.88%	50	Research	-85	-100	Research Defcon Buy	-10.57%	-23.64%	A	-13
2025/02/07	0.655	No Trade	No Trade	92.62%	50	Research	-85	-100	Research Defcon Buy	-10.54%	-23.44%	A	-17
2025/02/10	0.653	No Trade	No Trade	94.39%	90	Research	-170	-100	Research Defcon Buy	-10.75%	-22.99%	AAA	-21
2025/02/11	0.664	No Trade	No Trade	81.25%	90	Research	-170	-98	Research Defcon Buy	-9.25%	-21.87%	AAA	-24
2025/02/12	0.667	No Trade	No Trade	76.83%	90	Research	-170	-98	Research Defcon Buy	-8.75%	-21.57%	AAA	-25
2025/02/13	0.671	Buy_Panda_ST	Buy_Panda_ST	72.59%	75	Research	-170	-97	Research Defcon Buy	-8.26%	-19.99%	AA	-25
2025/02/14	0.673	Buy_Panda_ST	Buy_Panda_ST	69.70%	75	Research	-170	-97	Research Defcon Buy	-7.93%	-21.06%	AA	-22
2025/02/17	0.670	Buy_Panda_ST	Buy_Panda_ST	72.16%	75	Research	-170	-97	Research Defcon Buy	-8.21%	-21.53%	AA	-16
2025/02/18	0.672	No Trade	No Trade	69.52%	75	Research	-170	-97	Research Defcon Buy	-7.91%	-21.09%	AA	-11
2025/02/19	0.681	No Trade	No Trade	58.35%	50	Research	-85	-96	Research Defcon Buy	-6.64%	-18.98%	B	-8
2025/02/20	0.691	No Trade	No Trade	45.57%	0	Absolutely No	0	0	Absolutely no Trade	-5.19%	-17.99%	C	-4
2025/02/21	0.686	No Trade	No Trade	51.99%	0	Absolutely No	0	-95	Research Defcon Buy	-5.92%	-18.58%	C	0
2025/02/24	0.683	No Trade	No Trade	53.60%	50	Research	-85	-95	Research Defcon Buy	-6.10%	-18.12%	B	3
2025/02/25	0.661	No Trade	No Trade	80.48%	50	Research	-85	-99	Research Defcon Buy	-9.16%	-20.18%	B	3
2025/02/26	0.655	No Trade	No Trade	87.71%	50	Research	-85	-100	Research Defcon Buy	-9.98%	-17.48%	A	0
2025/02/27	0.668	No Trade	No Trade	71.41%	50	Research	-85	-98	Research Defcon Buy	-8.13%	-14.47%	C	-2
2025/02/28	0.692	No Trade	No Trade	42.40%	0	Absolutely No	0	0	Absolutely no Trade	-4.83%	-9.34%	C	-1
2025/03/03	0.658	No Trade	No Trade	82.19%	50	Research	-85	-99	Research Defcon Buy	-9.36%	-13.28%	C	2
2025/03/04	0.630	No Trade	No Trade	100.00%	50	Research	-85	-100	Research Defcon Buy	-13.14%	-16.93%	A	3
2025/03/05	0.589	No Trade	No Trade	100.00%	50	Research	-85	-100	Research Defcon Buy	-18.77%	-21.78%	A	1
2025/03/06	0.613	No Trade	No Trade	82.36%	50	Research	-85	-96	Research Defcon Buy	-15.46%	-18.22%	B	-3
2025/03/07	0.599	No Trade	No Trade	92.23%	50	Research	-85	-98	Research Defcon Buy	-17.31%	-19.79%	B	-7
2025/03/10	0.616	No Trade	No Trade	79.21%	50	Research	-85	-95	Research Defcon Buy	-14.87%	-17.93%	B	-10
2025/03/11	0.608	No Trade	No Trade	85.25%	50	Research	-85	-97	Research Defcon Buy	-16.00%	-20.27%	B	-11
2025/03/12	0.599	No Trade	No Trade	91.58%	50	Research	-85	-98	Research Defcon Buy	-17.19%	-21.24%	B	-12
2025/03/13	0.583	No Trade	No Trade	100.00%	50	Research	-85	-100	Research Defcon Buy	-19.30%	-23.68%	A	-15
2025/03/14	0.570	No Trade	No Trade	100.00%	50	Research	-85	-100	Research Defcon Buy	-21.12%	-24.08%	A	-19
2025/03/17	0.562	No Trade	No Trade	100.00%	50	Research	-85	-100	Research Defcon Buy	-22.17%	-24.80%	A	-21
2025/03/18	0.573	No Trade	No Trade	92.44%	50	Research	-85	-98	Research Defcon Buy	-20.49%	-24.16%	B	-22





Date	9 day	9 vs 21 day	33 day
2025/01/29	Buy_9day	Sell 9 vs 21	Sell 33_Day
2025/01/30	Buy_9day	Sell 9 vs 21	Sell 33_Day
2025/01/31	Buy_9day	Sell 9 vs 21	Sell 33_Day
2025/02/03	Buy_9day	Sell 9 vs 21	Sell 33_Day
2025/02/04	Sell_9day	Sell 9 vs 21	Sell 33_Day
2025/02/05	Sell_9day	Sell 9 vs 21	Sell 33_Day
2025/02/06	Sell_9day	Sell 9 vs 21	Sell 33_Day
2025/02/07	Sell_9day	Sell 9 vs 21	Sell 33_Day
2025/02/10	Sell_9day	Sell 9 vs 21	Sell 33_Day
2025/02/11	Sell_9day	Sell 9 vs 21	Sell 33_Day
2025/02/12	Buy_9day	Sell 9 vs 21	Sell 33_Day
2025/02/13	Buy_9day	Sell 9 vs 21	Sell 33_Day
2025/02/14	Buy_9day	Sell 9 vs 21	Sell 33_Day
2025/02/17	Buy_9day	Sell 9 vs 21	Sell 33_Day
2025/02/18	Buy_9day	Sell 9 vs 21	Sell 33_Day
2025/02/19	Buy_9day	Sell 9 vs 21	Buy 33_Day
2025/02/20	Buy_9day	Buy 9 vs 21	Buy 33_Day
2025/02/21	Buy_9day	Buy 9 vs 21	Buy 33_Day
2025/02/24	Buy_9day	Buy 9 vs 21	Buy 33_Day
2025/02/25	Sell_9day	Buy 9 vs 21	Sell 33_Day
2025/02/26	Sell_9day	Buy 9 vs 21	Sell 33_Day
2025/02/27	Sell_9day	Buy 9 vs 21	Sell 33_Day
2025/02/28	Buy_9day	Buy 9 vs 21	Buy 33_Day
2025/03/03	Sell_9day	Buy 9 vs 21	Sell 33_Day
2025/03/04	Sell_9day	Buy 9 vs 21	Sell 33_Day
2025/03/05	Sell_9day	Sell 9 vs 21	Sell 33_Day
2025/03/06	Sell_9day	Sell 9 vs 21	Sell 33_Day
2025/03/07	Sell_9day	Sell 9 vs 21	Sell 33_Day
2025/03/10	Sell_9day	Sell 9 vs 21	Sell 33_Day
2025/03/11	Sell_9day	Sell 9 vs 21	Sell 33_Day
2025/03/12	Sell_9day	Sell 9 vs 21	Sell 33_Day
2025/03/13	Sell_9day	Sell 9 vs 21	Sell 33_Day
2025/03/14	Sell_9day	Sell 9 vs 21	Sell 33_Day
2025/03/17	Sell_9day	Sell 9 vs 21	Sell 33_Day
2025/03/18	Sell_9day	Sell 9 vs 21	Sell 33_Day

Strategy Universe	Euro_Construction & Materials_Pairs	Ascendant guidance	Trade	Strategy_Open Date	2025/02/03	Caterpillar Guidance	Trade	
							(+) : Mom Days	0
							(-) : Mom Days	91
							Guided : Factor	66 day
							324_Buy Guidance	97.9%
							324_Sell Guidance	0.0%
							Mom_75 (days)	-24.2%
							9 vs 21 day	-6.53%
							Price vs 9 day	-3.03%



ABI.BRU

Follow the " 3day to 5day waiting period " before entering the trade : understand the Graph, Trend and Variables

ALV.ETR

Plan your enrty levels. Focus on the process not the outcome. Expect further short-term deviation from the trade signal. "Patience"

B Anheuser Busch Inbev

Allianz Se

u Consumer Staples

Financials

y Food and Beverage

Life Insurance

Belgium

Market Cap : (B)

92 012

Germany

Market Cap : (B)

112 459

-2.146

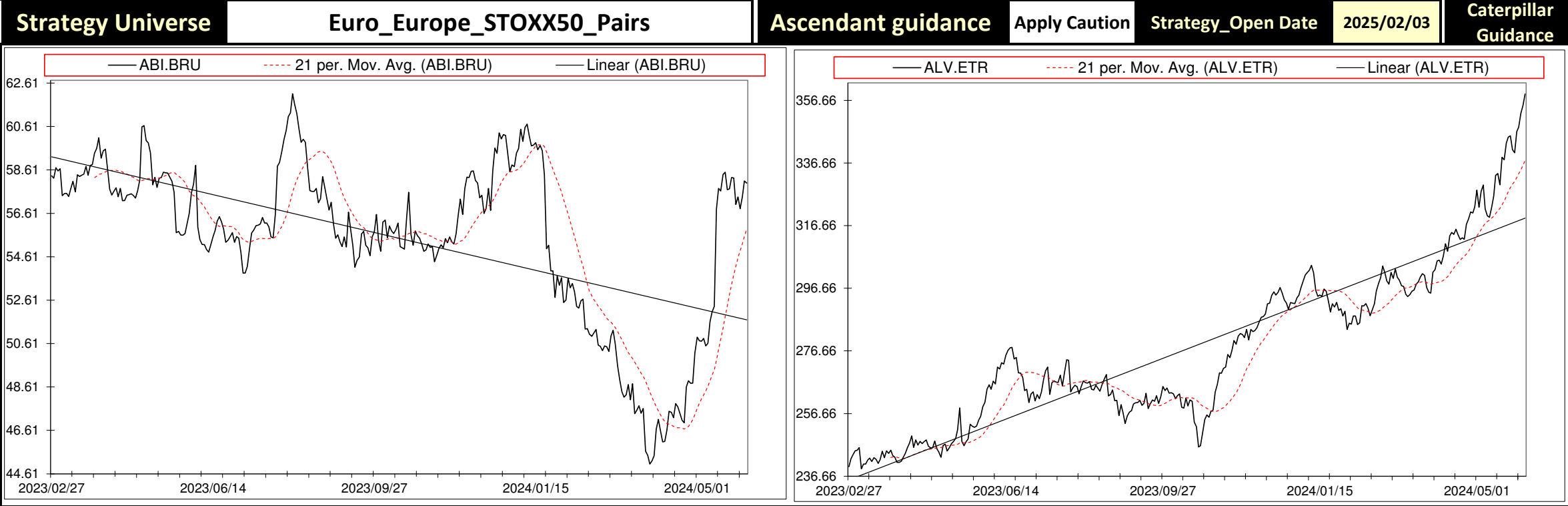
-109.892

51.202

Date	Price or Relative Price	Short_Term_ Radar	Medium_ Term_Radar	Caterpillar_ %	Wise_ Owl(Rnk)	324_Factor	Factor_324	Defcon _Index	Defcon _Index_Trade	Margin of Safety	75_Day_Mom	Trade_Rating (Guidance)	Trendsum
2025/01/22	0.150	No Trade	No Trade	92.88%	60	Research	-85	-100	Research Defcon Buy	-11.31%	-27.77%	A	-36
2025/01/23	0.148	No Trade	No Trade	100.00%	60	Research	-85	-100	Research Defcon Buy	-12.29%	-28.05%	A	-35
2025/01/24	0.151	No Trade	No Trade	85.53%	60	Research	-85	-98	Research Defcon Buy	-10.51%	-25.71%	B	-36
2025/01/27	0.152	No Trade	No Trade	81.13%	50	Research	-85	-98	Research Defcon Buy	-9.97%	-24.44%	B	-38
2025/01/28	0.151	No Trade	No Trade	83.66%	50	Research	-85	-98	Research Defcon Buy	-10.28%	-24.73%	B	-37
2025/01/29	0.150	No Trade	No Trade	85.32%	60	Research	-85	-99	Research Defcon Buy	-10.48%	-24.68%	B	-36
2025/01/30	0.152	No Trade	No Trade	78.22%	50	Research	-85	-98	Research Defcon Buy	-9.61%	-24.18%	B	-33
2025/01/31	0.152	Buy_Panda_ST	No Trade	75.50%	50	Research	-85	-97	Research Defcon Buy	-9.28%	-23.76%	B	-32
2025/02/03	0.152	Buy_Panda_ST	No Trade	74.17%	50	Research	-85	-98	Research Defcon Buy	-9.11%	-24.48%	B	-28
2025/02/04	0.150	No Trade	No Trade	79.76%	50	Research	-85	-99	Research Defcon Buy	-9.80%	-24.23%	B	-23
2025/02/05	0.150	No Trade	No Trade	79.49%	50	Research	-85	-99	Research Defcon Buy	-9.77%	-24.92%	B	-19
2025/02/06	0.153	Buy_Panda_ST	Buy_Panda_ST	64.36%	50	Research	-85	-97	Research Defcon Buy	-7.91%	-23.25%	B	-14
2025/02/07	0.153	No Trade	No Trade	63.07%	50	Research	-85	-97	Research Defcon Buy	-7.75%	-23.13%	B	-9
2025/02/10	0.152	No Trade	No Trade	67.55%	50	Research	-85	-98	Research Defcon Buy	-8.30%	-24.68%	B	-5
2025/02/11	0.152	No Trade	No Trade	65.87%	50	Research	-85	-97	Research Defcon Buy	-8.09%	-25.13%	B	-3
2025/02/12	0.156	No Trade	No Trade	48.23%	0	Absolutely No	0	-95	Research Defcon Buy	-5.93%	-23.47%	C	-1
2025/02/13	0.155	No Trade	No Trade	49.18%	50	Research	-85	-95	Research Defcon Buy	-6.04%	-23.35%	B	3
2025/02/14	0.157	No Trade	No Trade	37.71%	0	Absolutely No	0	0	Absolutely no Trade	-4.63%	-21.94%	C	7
2025/02/17	0.155	No Trade	No Trade	47.51%	0	Absolutely No	0	-96	Research Defcon Buy	-5.84%	-23.06%	C	12
2025/02/18	0.154	No Trade	No Trade	49.50%	50	Research	-85	-96	Research Defcon Buy	-6.08%	-22.66%	B	16
2025/02/19	0.157	No Trade	No Trade	35.82%	0	Absolutely No	0	0	Absolutely no Trade	-4.40%	-17.53%	C	19
2025/02/20	0.158	No Trade	No Trade	27.71%	0	Absolutely No	0	0	Absolutely no Trade	-3.41%	-16.26%	C	22
2025/02/21	0.162	No Trade	No Trade	10.02%	0	Absolutely No	0	0	Absolutely no Trade	-1.23%	-12.91%	C	25
2025/02/24	0.162	No Trade	No Trade	7.92%	0	Absolutely No	0	0	Absolutely no Trade	-0.97%	-12.52%	C	26
2025/02/25	0.160	No Trade	No Trade	12.48%	0	Absolutely No	0	0	Absolutely no Trade	-1.53%	-11.90%	C	28
2025/02/26	0.171	No Trade	No Trade	36.81%	0	Absolutely No	0	0	Absolutely no Trade	4.90%	-7.81%	C	28
2025/02/27	0.173	No Trade	No Trade	49.61%	0	Research	-85	0	Absolutely no Trade	6.60%	-6.43%	C	28
2025/02/28	0.175	No Trade	No Trade	57.59%	0	Research	-85	0	Absolutely no Trade	7.66%	-5.71%	C	30
2025/03/03	0.173	No Trade	No Trade	49.69%	30	Research	-85	0	Absolutely no Trade	6.61%	-6.84%	C	34
2025/03/04	0.173	No Trade	No Trade	53.89%	30	Research	-85	0	Absolutely no Trade	7.17%	-6.01%	C	38
2025/03/05	0.168	No Trade	No Trade	31.49%	0	Absolutely No	0	0	Absolutely no Trade	4.19%	-10.52%	C	39
2025/03/06	0.167	No Trade	No Trade	28.61%	0	Absolutely No	0	0	Absolutely no Trade	3.80%	-9.40%	C	36
2025/03/07	0.169	No Trade	No Trade	35.63%	0	Absolutely No	0	0	Absolutely no Trade	4.74%	-9.03%	C	33
2025/03/10	0.171	No Trade	No Trade	48.27%	0	Research	-85	0	Absolutely no Trade	6.42%	-8.10%	C	28
2025/03/11	0.168	No Trade	No Trade	34.73%	0	Absolutely No	0	0	Absolutely no Trade	4.62%	-8.43%	C	24
2025/03/12	0.165	No Trade	No Trade	24.79%	0	Absolutely No	0	0	Absolutely no Trade	3.30%	-7.81%	C	19
2025/03/13	0.163	No Trade	No Trade	15.28%	0	Absolutely No	0	0	Absolutely no Trade	2.03%	-9.66%	C	13
2025/03/14	0.163	No Trade	No Trade	13.52%	0	Absolutely No	0	0	Absolutely no Trade	1.80%	-9.86%	C	7
2025/03/17	0.164	No Trade	No Trade	20.89%	0	Absolutely No	0	0	Absolutely no Trade	2.78%	-7.35%	C	3
2025/03/18	0.162	No Trade	No Trade	12.49%	0	Absolutely No	0	0	Absolutely no Trade	1.66%	-9.26%	C	0



Date	9 day	9 vs 21 day	33 day
2025/01/29	Sell_9day	Sell 9 vs 21	Sell 33_Day
2025/01/30	Buy_9day	Sell 9 vs 21	Sell 33_Day
2025/01/31	Buy_9day	Sell 9 vs 21	Sell 33_Day
2025/02/03	Buy_9day	Sell 9 vs 21	Sell 33_Day
2025/02/04	Sell_9day	Sell 9 vs 21	Sell 33_Day
2025/02/05	Sell_9day	Sell 9 vs 21	Sell 33_Day
2025/02/06	Buy_9day	Sell 9 vs 21	Sell 33_Day
2025/02/07	Buy_9day	Sell 9 vs 21	Sell 33_Day
2025/02/10	Buy_9day	Buy 9 vs 21	Sell 33_Day
2025/02/11	Buy_9day	Buy 9 vs 21	Sell 33_Day
2025/02/12	Buy_9day	Buy 9 vs 21	Buy 33_Day
2025/02/13	Buy_9day	Buy 9 vs 21	Buy 33_Day
2025/02/14	Buy_9day	Buy 9 vs 21	Buy 33_Day
2025/02/17	Buy_9day	Buy 9 vs 21	Buy 33_Day
2025/02/18	Buy_9day	Buy 9 vs 21	Buy 33_Day
2025/02/19	Buy_9day	Buy 9 vs 21	Buy 33_Day
2025/02/20	Buy_9day	Buy 9 vs 21	Buy 33_Day
2025/02/21	Buy_9day	Buy 9 vs 21	Buy 33_Day
2025/02/24	Buy_9day	Buy 9 vs 21	Buy 33_Day
2025/02/25	Buy_9day	Buy 9 vs 21	Buy 33_Day
2025/02/26	Buy_9day	Buy 9 vs 21	Buy 33_Day
2025/02/27	Buy_9day	Buy 9 vs 21	Buy 33_Day
2025/02/28	Buy_9day	Buy 9 vs 21	Buy 33_Day
2025/03/03	Buy_9day	Buy 9 vs 21	Buy 33_Day
2025/03/04	Buy_9day	Buy 9 vs 21	Buy 33_Day
2025/03/05	Sell_9day	Buy 9 vs 21	Buy 33_Day
2025/03/06	Sell_9day	Buy 9 vs 21	Buy 33_Day
2025/03/07	Sell_9day	Buy 9 vs 21	Buy 33_Day
2025/03/10	Sell_9day	Buy 9 vs 21	Buy 33_Day
2025/03/11	Sell_9day	Buy 9 vs 21	Buy 33_Day
2025/03/12	Sell_9day	Buy 9 vs 21	Buy 33_Day
2025/03/13	Sell_9day	Buy 9 vs 21	Buy 33_Day
2025/03/14	Sell_9day	Buy 9 vs 21	Buy 33_Day
2025/03/17	Sell_9day	Buy 9 vs 21	Buy 33_Day
2025/03/18	Sell_9day	Buy 9 vs 21	Buy 33_Day



(+) : Mom Days	0
(-) : Mom Days	0
Guided : Factor	9 vs 21 day
324_Buy Guidance	0.0%
324_Sell Guidance	56.1%
Mom_75 (days)	-9.3%
9 vs 21 day	0.08%
Price vs 9 day	-2.43%

**B** Chubb Limited  
**U** Financial  
**y** Insurance

**L.NYS**

# Loews Corporation

## Financial

## Insurance

## New York

**Market Cap : (B)**

114 968

## New York

**Market Cap : (B)**

18 744

-0.007

Date	Price or Relative Price	Short_Term_ Radar	Medium_ Term_Radar	Caterpillar_ %	Wise_ Owl(Rnk)	324_Factor	Factor_324	Defcon _Index	Defcon _Index_Trade	Margin of Safety	75_Day_Mom	Trade_Rating (Guidance)	Trendsum
2025/01/22	3.176	No Trade	No Trade	78.07%	50	Research	-85	-98	Research Defcon Buy	-6.33%	-13.98%	C	-40
2025/01/23	3.175	No Trade	No Trade	78.41%	50	Research	-85	-98	Research Defcon Buy	-6.36%	-13.37%	C	-39
2025/01/24	3.142	No Trade	No Trade	90.50%	60	Research	-85	-99	Research Defcon Buy	-7.34%	-13.29%	C	-38
2025/01/27	3.200	Buy_Panda_ST	Buy_Panda_ST	69.34%	30	Absolutely No	0	-97	Research Defcon Buy	-5.62%	-11.62%	C	-34
2025/01/28	3.175	Buy_Panda_ST	No Trade	78.57%	50	Research	-85	-98	Research Defcon Buy	-6.37%	-12.15%	C	-29
2025/01/29	3.207	Buy_Panda_ST	Buy_Panda_ST	67.17%	30	Absolutely No	0	-97	Research Defcon Buy	-5.45%	-11.91%	C	-25
2025/01/30	3.188	Buy_Panda_ST	Buy_Panda_ST	73.79%	30	Absolutely No	0	-98	Research Defcon Buy	-5.98%	-11.79%	C	-21
2025/01/31	3.182	Buy_Panda_ST	Buy_Panda_ST	76.26%	50	Research	-85	-98	Research Defcon Buy	-6.18%	-11.46%	C	-18
2025/02/03	3.210	Buy_Panda_ST	Buy_Panda_ST	65.97%	0	Absolutely No	0	-97	Research Defcon Buy	-5.35%	-10.27%	C	-14
2025/02/04	3.175	No Trade	No Trade	78.79%	50	Research	-85	-98	Research Defcon Buy	-6.39%	-12.70%	C	-10
2025/02/05	3.162	No Trade	No Trade	83.64%	50	Research	-85	-99	Research Defcon Buy	-6.78%	-14.41%	C	-7
2025/02/06	3.143	No Trade	No Trade	90.35%	50	Research	-85	-99	Research Defcon Buy	-7.32%	-14.74%	C	-6
2025/02/07	3.114	No Trade	No Trade	100.00%	50	Research	-85	-100	Research Defcon Buy	-8.21%	-15.26%	A	-8
2025/02/10	3.102	No Trade	No Trade	100.00%	50	Research	-85	-100	Research Defcon Buy	-8.56%	-15.63%	A	-9
2025/02/11	3.158	No Trade	No Trade	80.69%	50	Research	-85	-98	Research Defcon Buy	-6.90%	-13.35%	C	-11
2025/02/12	3.194	No Trade	No Trade	68.46%	0	Absolutely No	0	-97	Research Defcon Buy	-5.86%	-11.90%	C	-12
2025/02/13	3.183	No Trade	No Trade	72.20%	50	Research	-85	-97	Research Defcon Buy	-6.18%	-12.06%	C	-11
2025/02/14	3.187	No Trade	No Trade	70.92%	50	Research	-85	-97	Research Defcon Buy	-6.07%	-11.42%	C	-10
2025/02/17	3.187	No Trade	No Trade	70.99%	50	Research	-85	-97	Research Defcon Buy	-6.07%	-11.50%	C	-7
2025/02/18	3.195	No Trade	No Trade	68.05%	0	Absolutely No	0	-97	Research Defcon Buy	-5.82%	-9.47%	C	-3
2025/02/19	3.200	No Trade	No Trade	66.26%	0	Absolutely No	0	-97	Research Defcon Buy	-5.67%	-10.53%	C	1
2025/02/20	3.224	No Trade	No Trade	58.34%	0	Absolutely No	0	-96	Research Defcon Buy	-4.99%	-7.89%	C	5
2025/02/21	3.229	No Trade	No Trade	56.41%	0	Absolutely No	0	-96	Research Defcon Buy	-4.83%	-10.51%	C	9
2025/02/24	3.241	No Trade	No Trade	52.57%	0	Absolutely No	0	-96	Research Defcon Buy	-4.50%	-8.39%	C	13
2025/02/25	3.265	No Trade	No Trade	44.36%	0	Absolutely No	0	0	Absolutely no Trade	-3.80%	-3.51%	C	16
2025/02/26	3.250	No Trade	No Trade	49.34%	0	Absolutely No	0	-95	Research Defcon Buy	-4.22%	-4.04%	C	18
2025/02/27	3.283	No Trade	No Trade	37.87%	0	Absolutely No	0	0	Absolutely no Trade	-3.24%	-3.01%	C	22
2025/02/28	3.294	No Trade	No Trade	34.31%	0	Absolutely No	0	89	Research Defon Sell	-2.94%	-2.36%	C	27
2025/03/03	3.324	No Trade	No Trade	24.00%	0	Absolutely No	0	90	Research Defon Sell	-2.05%	-2.51%	C	30
2025/03/04	3.340	No Trade	No Trade	18.46%	0	Absolutely No	0	90	Research Defon Sell	-1.58%	-1.92%	C	32
2025/03/05	3.363	No Trade	No Trade	10.59%	0	Absolutely No	0	91	Research Defon Sell	-0.91%	-2.95%	C	34
2025/03/06	3.373	No Trade	No Trade	7.26%	0	Absolutely No	0	91	Research Defon Sell	-0.62%	-2.01%	C	36
2025/03/07	3.358	No Trade	No Trade	12.33%	0	Absolutely No	0	91	Research Defon Sell	-1.06%	-1.82%	C	37
2025/03/10	3.449	No Trade	No Trade	16.17%	0	Absolutely No	0	93	Research Defon Sell	1.61%	2.21%	C	37
2025/03/11	3.439	No Trade	No Trade	13.19%	0	Absolutely No	0	93	Research Defon Sell	1.32%	2.73%	C	36
2025/03/12	3.381	No Trade	No Trade	4.57%	0	Absolutely No	0	92	Research Defon Sell	-0.39%	1.00%	C	35
2025/03/13	3.405	No Trade	No Trade	3.02%	0	Absolutely No	0	92	Research Defon Sell	0.30%	2.75%	C	35
2025/03/14	3.402	No Trade	No Trade	2.06%	0	Absolutely No	0	92	Research Defon Sell	0.21%	1.93%	C	33
2025/03/17	3.402	No Trade	No Trade	2.12%	0	Absolutely No	0	92	Research Defon Sell	0.21%	2.14%	C	32
2025/03/18	3.401	No Trade	No Trade	1.74%	0	Absolutely No	0	92	Research Defon Sell	0.17%	1.96%	C	31





ED.NYS

B Consolidated Edison

u Utilities

y Multi-Utilities

New York

Market Cap : (B)

34 073

WEC.NYS

WEC Energy Group

Utilities

Multi-Utilities

New York

Market Cap : (B)

31 844

-2.083

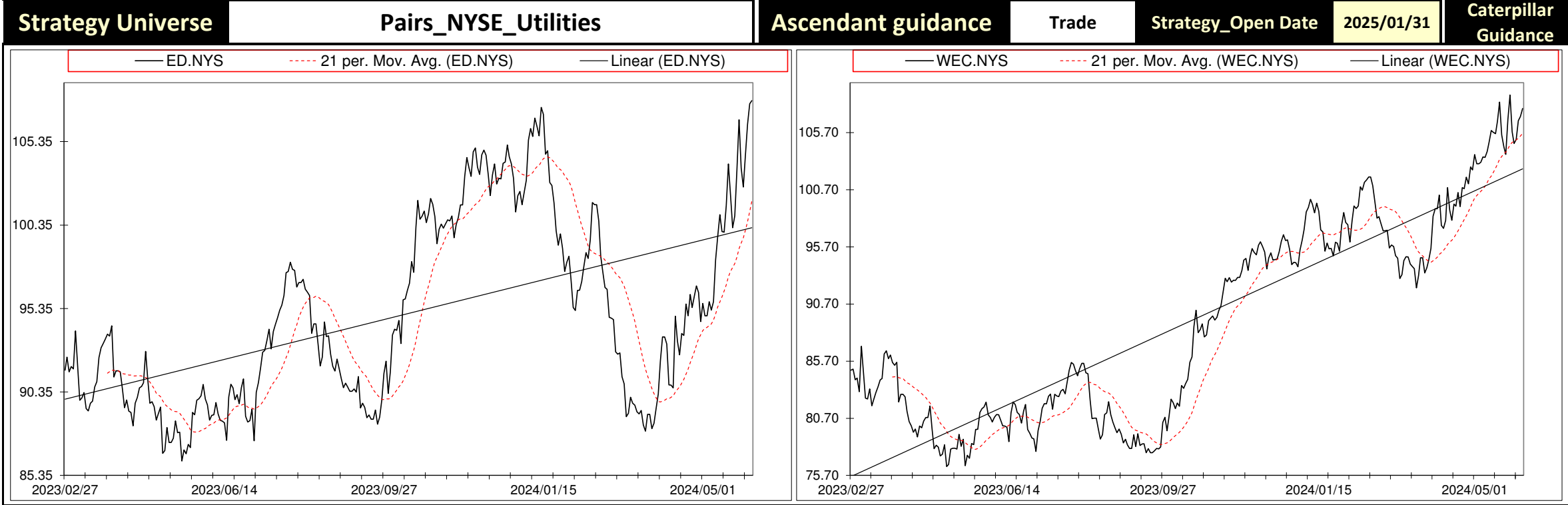
Follow the " 3day to 5day waiting period " before entering the trade : understand the Graph, Trend and Variables

Plan your enrty levels. Focus on the process not the outcome. Expect further short-term deviation from the trade signal. "Patience"

-2.083														-44.379		21.309	
Date	Price or Relative Price	Short_Term_ Radar	Medium_ Term_Radar	Caterpillar_ %	Wise_ Owl(Rnk)	324_Factor	Factor_324	Defcon _Index	Defcon _Index_Trade	Margin of Safety	75_Day_Mom	Trade_Rating (Guidance)	Trendsum				
2025/01/22	0.930	No Trade	No Trade	59.56%	50	Research	-85	-100	Research Defcon Buy	-6.73%	-13.87%	C	-27				
2025/01/23	0.933	No Trade	No Trade	57.00%	50	Research	-85	-100	Research Defcon Buy	-6.44%	-13.67%	C	-27				
2025/01/24	0.924	No Trade	No Trade	64.02%	50	Research	-85	-100	Research Defcon Buy	-7.23%	-13.96%	C	-27				
2025/01/27	0.941	No Trade	No Trade	49.99%	0	Absolutely No	0	-98	Research Defcon Buy	-5.48%	-13.09%	C	-29				
2025/01/28	0.944	No Trade	No Trade	46.44%	30	Absolutely No	0	-98	Research Defcon Buy	-5.09%	-13.02%	C	-31				
2025/01/29	0.944	Buy_Panda_ST	Buy_Panda_ST	45.95%	0	Absolutely No	0	-98	Research Defcon Buy	-5.03%	-12.66%	C	-30				
2025/01/30	0.944	Buy_Panda_ST	Buy_Panda_ST	49.55%	0	Absolutely No	0	-98	Research Defcon Buy	-5.04%	-11.96%	C	-30				
2025/01/31	0.944	Buy_Panda_ST	Buy_Panda_ST	48.86%	0	Absolutely No	0	-98	Research Defcon Buy	-4.94%	-11.74%	C	-25				
2025/02/03	0.952	Buy_Panda_ST	Buy_Panda_ST	40.14%	0	Absolutely No	0	-97	Research Defcon Buy	-4.06%	-12.24%	C	-20				
2025/02/04	0.957	Buy_Panda_ST	Buy_Panda_ST	35.10%	0	Absolutely No	0	-97	Research Defcon Buy	-3.55%	-11.00%	C	-14				
2025/02/05	0.953	No Trade	No Trade	37.83%	0	Absolutely No	0	-97	Research Defcon Buy	-3.82%	-10.54%	C	-8				
2025/02/06	0.947	No Trade	No Trade	44.10%	0	Absolutely No	0	-98	Research Defcon Buy	-4.46%	-11.46%	C	-3				
2025/02/07	0.944	No Trade	No Trade	47.69%	0	Absolutely No	0	-98	Research Defcon Buy	-4.70%	-11.68%	C	-1				
2025/02/10	0.955	No Trade	No Trade	35.42%	0	Absolutely No	0	-97	Research Defcon Buy	-3.42%	-10.80%	C	-2				
2025/02/11	0.938	No Trade	No Trade	53.39%	0	Absolutely No	0	-99	Research Defcon Buy	-5.15%	-13.09%	C	-5				
2025/02/12	0.923	No Trade	No Trade	68.18%	50	Research	-85	-100	Research Defcon Buy	-6.58%	-14.74%	C	-9				
2025/02/13	0.922	No Trade	No Trade	69.34%	50	Research	-85	-100	Research Defcon Buy	-6.69%	-14.35%	C	-12				
2025/02/14	0.922	No Trade	No Trade	79.43%	50	Research	-85	-100	Research Defcon Buy	-6.65%	-14.69%	C	-13				
2025/02/17	0.922	No Trade	No Trade	77.99%	50	Research	-85	-100	Research Defcon Buy	-6.53%	-14.61%	C	-15				
2025/02/18	0.929	No Trade	No Trade	69.14%	0	Absolutely No	0	-99	Research Defcon Buy	-5.79%	-13.18%	C	-15				
2025/02/19	0.920	No Trade	No Trade	79.62%	50	Research	-85	-100	Research Defcon Buy	-6.66%	-13.59%	C	-15				
2025/02/20	0.925	No Trade	No Trade	72.74%	50	Research	-85	-99	Research Defcon Buy	-6.09%	-11.60%	C	-15				
2025/02/21	0.944	Buy_Panda_ST	Buy_Panda_ST	48.70%	0	Absolutely No	0	-97	Research Defcon Buy	-4.08%	-9.60%	C	-15				
2025/02/24	0.950	Buy_Panda_ST	Buy_Panda_ST	39.84%	0	Absolutely No	0	-97	Research Defcon Buy	-3.33%	-8.50%	C	-15				
2025/02/25	0.954	Buy_Panda_ST	Buy_Panda_ST	35.55%	0	Absolutely No	0	-96	Research Defcon Buy	-2.98%	-7.49%	C	-14				
2025/02/26	0.946	No Trade	No Trade	44.69%	0	Absolutely No	0	-97	Research Defcon Buy	-3.74%	-7.62%	C	-11				
2025/02/27	0.946	No Trade	No Trade	43.45%	0	Absolutely No	0	-97	Research Defcon Buy	-3.64%	-5.90%	C	-8				
2025/02/28	0.952	No Trade	No Trade	36.47%	0	Absolutely No	0	-97	Research Defcon Buy	-3.05%	-4.63%	C	-6				
2025/03/03	0.960	No Trade	No Trade	24.71%	0	Absolutely No	0	-96	Research Defcon Buy	-2.07%	-3.20%	C	-3				
2025/03/04	0.968	No Trade	No Trade	14.08%	0	Absolutely No	0	85	Research Defon Sell	-1.18%	-0.92%	C	2				
2025/03/05	0.959	No Trade	No Trade	24.69%	0	Absolutely No	0	-96	Research Defcon Buy	-2.07%	-3.19%	C	8				
2025/03/06	0.972	No Trade	No Trade	8.27%	0	Absolutely No	0	85	Research Defon Sell	-0.69%	-1.23%	C	13				
2025/03/07	0.970	No Trade	No Trade	10.33%	0	Absolutely No	0	85	Research Defon Sell	-0.86%	-0.15%	C	14				
2025/03/10	0.979	No Trade	No Trade	2.02%	0	Absolutely No	0	86	Research Defon Sell	0.15%	-0.03%	C	16				
2025/03/11	0.981	No Trade	No Trade	5.85%	0	Absolutely No	0	86	Research Defon Sell	0.44%	-0.50%	C	18				
2025/03/12	0.980	No Trade	No Trade	4.88%	0	Absolutely No	0	86	Research Defon Sell	0.37%	0.24%	C	21				
2025/03/13	0.995	No Trade	No Trade	25.84%	0	Absolutely No	0	87	Research Defon Sell	1.94%	1.81%	C	25				
2025/03/14	0.997	No Trade	No Trade	29.10%	0	Absolutely No	0	88	Research Defon Sell	2.18%	1.57%	C	26				
2025/03/17	1.005	No Trade	No Trade	41.63%	0	Absolutely No	0	88	Research Defon Sell	3.12%	0.32%	C	28				
2025/03/18	1.000	No Trade	No Trade	35.85%	0	Absolutely No	0	88	Research Defon Sell	2.69%	0.24%	C	31				



9 day	9 day	9 vs 21 day	33 day
2025/01/29	Buy_9day	Sell 9 vs 21	Sell 33_Day
2025/01/30	Buy_9day	Sell 9 vs 21	Sell 33_Day
2025/01/31	Buy_9day	Sell 9 vs 21	Sell 33_Day
2025/02/03	Buy_9day	Sell 9 vs 21	Buy 33_Day
2025/02/04	Buy_9day	Buy 9 vs 21	Buy 33_Day
2025/02/05	Buy_9day	Buy 9 vs 21	Buy 33_Day
2025/02/06	Sell_9day	Buy 9 vs 21	Buy 33_Day
2025/02/07	Sell_9day	Buy 9 vs 21	Sell 33_Day
2025/02/10	Buy_9day	Buy 9 vs 21	Buy 33_Day
2025/02/11	Sell_9day	Buy 9 vs 21	Sell 33_Day
2025/02/12	Sell_9day	Buy 9 vs 21	Sell 33_Day
2025/02/13	Sell_9day	Buy 9 vs 21	Sell 33_Day
2025/02/14	Sell_9day	Buy 9 vs 21	Sell 33_Day
2025/02/17	Sell_9day	Sell 9 vs 21	Sell 33_Day
2025/02/18	Sell_9day	Sell 9 vs 21	Sell 33_Day
2025/02/19	Sell_9day	Sell 9 vs 21	Sell 33_Day
2025/02/20	Sell_9day	Sell 9 vs 21	Sell 33_Day
2025/02/21	Buy_9day	Sell 9 vs 21	Buy 33_Day
2025/02/24	Buy_9day	Sell 9 vs 21	Buy 33_Day
2025/02/25	Buy_9day	Sell 9 vs 21	Buy 33_Day
2025/02/26	Buy_9day	Sell 9 vs 21	Buy 33_Day
2025/02/27	Buy_9day	Sell 9 vs 21	Buy 33_Day
2025/02/28	Buy_9day	Buy 9 vs 21	Buy 33_Day
2025/03/03	Buy_9day	Buy 9 vs 21	Buy 33_Day
2025/03/04	Buy_9day	Buy 9 vs 21	Buy 33_Day
2025/03/05	Buy_9day	Buy 9 vs 21	Buy 33_Day
2025/03/06	Buy_9day	Buy 9 vs 21	Buy 33_Day
2025/03/07	Buy_9day	Buy 9 vs 21	Buy 33_Day
2025/03/10	Buy_9day	Buy 9 vs 21	Buy 33_Day
2025/03/11	Buy_9day	Buy 9 vs 21	Buy 33_Day
2025/03/12	Buy_9day	Buy 9 vs 21	Buy 33_Day
2025/03/13	Buy_9day	Buy 9 vs 21	Buy 33_Day
2025/03/14	Buy_9day	Buy 9 vs 21	Buy 33_Day
2025/03/17	Buy_9day	Buy 9 vs 21	Buy 33_Day
2025/03/18	Buy_9day	Buy 9 vs 21	Buy 33_Day



Caterpillar Guidance	Research
(+) : Mom Days	5
(-) : Mom Days	0
Guided : Factor	9 vs 21 day
324_Buy Guidance	0.0%
324_Sell Guidance	85.5%
Mom_75 (days)	0.2%
9 vs 21 day	2.40%
Price vs 9 day	1.37%

ES.NYS

B  
u  
y

Eversource Energy  
Utilities  
Electric Utilities

New York

Market Cap : (B)

23 223

AEE.NYS

Ameren  
Utilities  
Multi-Utilities

New York

Market Cap : (B)

25 040

Follow the " 3day to 5day waiting period " before entering the trade : understand the Graph, Trend and Variables

Plan your enrty levels. Focus on the process not the outcome. Expect further short-term deviation from the trade signal. "Patience"

Date	Price or Relative Price	Short_Term_ Radar	Medium_ Term_Radar	Caterpillar_ %	Wise_ Owl(Rnk)	324_Factor	Factor_324	Defcon _Index	Defcon _Index_Trade	Margin of Safety	75_Day_Mom	Trade_Rating (Guidance)	Trendsum
2025/01/22	0.598	No Trade	No Trade	48.41%	0	Absolutely No	0	-100	Research Defcon Buy	-10.92%	-20.16%	C	-30
2025/01/23	0.603	No Trade	No Trade	44.83%	30	Absolutely No	0	-99	Research Defcon Buy	-10.11%	-19.13%	C	-31
2025/01/24	0.598	No Trade	No Trade	47.34%	30	Absolutely No	0	-100	Research Defcon Buy	-10.68%	-18.63%	C	-33
2025/01/27	0.619	No Trade	No Trade	33.06%	50	Research	-85	-96	Research Defcon Buy	-7.45%	-15.78%	B	-34
2025/01/28	0.619	Buy_Panda_ST	No Trade	32.59%	50	Research	-85	-96	Research Defcon Buy	-7.35%	-15.67%	B	-35
2025/01/29	0.617	Buy_Panda_ST	No Trade	33.37%	50	Research	-85	-97	Research Defcon Buy	-7.51%	-17.05%	B	-30
2025/01/30	0.610	Buy_Panda_ST	No Trade	38.17%	50	Research	-85	-98	Research Defcon Buy	-8.52%	-17.35%	B	-26
2025/01/31	0.612	Buy_Panda_ST	No Trade	36.40%	50	Research	-85	-98	Research Defcon Buy	-8.13%	-16.55%	B	-22
2025/02/03	0.609	No Trade	No Trade	37.52%	50	Research	-85	-98	Research Defcon Buy	-8.38%	-18.08%	B	-20
2025/02/04	0.608	No Trade	No Trade	38.30%	50	Research	-85	-98	Research Defcon Buy	-8.55%	-17.99%	B	-18
2025/02/05	0.606	No Trade	No Trade	39.02%	50	Research	-85	-99	Research Defcon Buy	-8.71%	-17.64%	B	-16
2025/02/06	0.609	No Trade	No Trade	36.69%	50	Research	-85	-98	Research Defcon Buy	-8.19%	-18.16%	B	-17
2025/02/07	0.612	No Trade	No Trade	34.49%	50	Research	-85	-98	Research Defcon Buy	-7.70%	-18.35%	B	-19
2025/02/10	0.622	Buy_Panda_ST	Buy_Panda_ST	26.59%	0	Absolutely No	0	-96	Research Defcon Buy	-5.94%	-17.54%	C	-19
2025/02/11	0.626	Buy_Panda_ST	Buy_Panda_ST	23.79%	0	Absolutely No	0	-95	Research Defcon Buy	-5.31%	-16.77%	C	-19
2025/02/12	0.614	No Trade	No Trade	32.29%	50	Research	-85	-97	Research Defcon Buy	-7.05%	-18.21%	B	-15
2025/02/13	0.636	No Trade	No Trade	17.80%	0	Absolutely No	0	0	Absolutely no Trade	-3.66%	-15.19%	C	-10
2025/02/14	0.628	No Trade	No Trade	23.99%	0	Absolutely No	0	-95	Research Defcon Buy	-4.87%	-16.84%	C	-5
2025/02/17	0.628	No Trade	No Trade	22.95%	0	Absolutely No	0	-95	Research Defcon Buy	-4.66%	-16.39%	C	0
2025/02/18	0.625	No Trade	No Trade	24.12%	0	Absolutely No	0	-95	Research Defcon Buy	-4.90%	-17.28%	C	5
2025/02/19	0.640	No Trade	No Trade	12.56%	0	Absolutely No	0	0	Absolutely no Trade	-2.55%	-15.28%	C	8
2025/02/20	0.652	No Trade	No Trade	3.55%	0	Absolutely No	0	0	Absolutely no Trade	-0.72%	-12.06%	C	10
2025/02/21	0.643	No Trade	No Trade	10.14%	0	Absolutely No	0	0	Absolutely no Trade	-2.00%	-12.75%	C	12
2025/02/24	0.638	No Trade	No Trade	14.74%	0	Absolutely No	0	0	Absolutely no Trade	-2.61%	-9.94%	C	14
2025/02/25	0.642	No Trade	No Trade	11.57%	0	Absolutely No	0	0	Absolutely no Trade	-1.91%	-7.20%	C	15
2025/02/26	0.639	No Trade	No Trade	15.07%	0	Absolutely No	0	0	Absolutely no Trade	-2.28%	-9.08%	C	14
2025/02/27	0.627	No Trade	No Trade	28.39%	0	Absolutely No	0	-95	Research Defcon Buy	-3.96%	-7.84%	C	15
2025/02/28	0.620	No Trade	No Trade	36.00%	0	Absolutely No	0	-96	Research Defcon Buy	-4.96%	-6.26%	C	14
2025/03/03	0.608	No Trade	No Trade	51.15%	50	Research	-85	-98	Research Defcon Buy	-6.69%	-7.65%	C	12
2025/03/04	0.597	No Trade	No Trade	62.83%	50	Research	-85	-100	Research Defcon Buy	-8.22%	-10.26%	C	10
2025/03/05	0.595	No Trade	No Trade	64.58%	50	Research	-85	-100	Research Defcon Buy	-8.44%	-13.10%	C	5
2025/03/06	0.604	No Trade	No Trade	53.56%	50	Research	-85	-99	Research Defcon Buy	-7.00%	-10.86%	C	-1
2025/03/07	0.619	No Trade	No Trade	36.37%	0	Absolutely No	0	-96	Research Defcon Buy	-4.76%	-7.97%	C	-5
2025/03/10	0.622	No Trade	No Trade	31.62%	0	Absolutely No	0	-95	Research Defcon Buy	-3.96%	-7.05%	C	-6
2025/03/11	0.619	No Trade	No Trade	35.59%	0	Absolutely No	0	-96	Research Defcon Buy	-4.46%	-7.39%	C	-7
2025/03/12	0.610	No Trade	No Trade	45.53%	0	Absolutely No	0	-98	Research Defcon Buy	-5.70%	-8.64%	C	-5
2025/03/13	0.614	No Trade	No Trade	41.42%	0	Absolutely No	0	-97	Research Defcon Buy	-5.08%	-9.18%	C	-3
2025/03/14	0.619	No Trade	No Trade	33.61%	0	Absolutely No	0	-96	Research Defcon Buy	-4.12%	-9.46%	C	-3
2025/03/17	0.611	No Trade	No Trade	42.97%	0	Absolutely No	0	-97	Research Defcon Buy	-5.27%	-9.47%	C	-2
2025/03/18	0.620	No Trade	No Trade	30.51%	0	Absolutely No	0	-96	Research Defcon Buy	-3.74%	-8.84%	C	-1





XLP.ARC

Follow the " 3day to 5day waiting period " before entering the trade : understand the Graph, Trend and Variables

XLY.ARC

Plan your enrty levels. Focus on the process not the outcome. Expect further short-term deviation from the trade signal. "Patience"

B SPDR Select Sector Fund - Consumer Staples

u Consumer Staples

y ETF\_NYSE\_Price

NYSE

Market Cap : (B)

16 362

SPDR Select Sector Fund - Consumer Discretionary

Consumer Discretionary

ETF\_NYSE\_Price

NYSE

Market Cap : (B)

22 269

-2.057

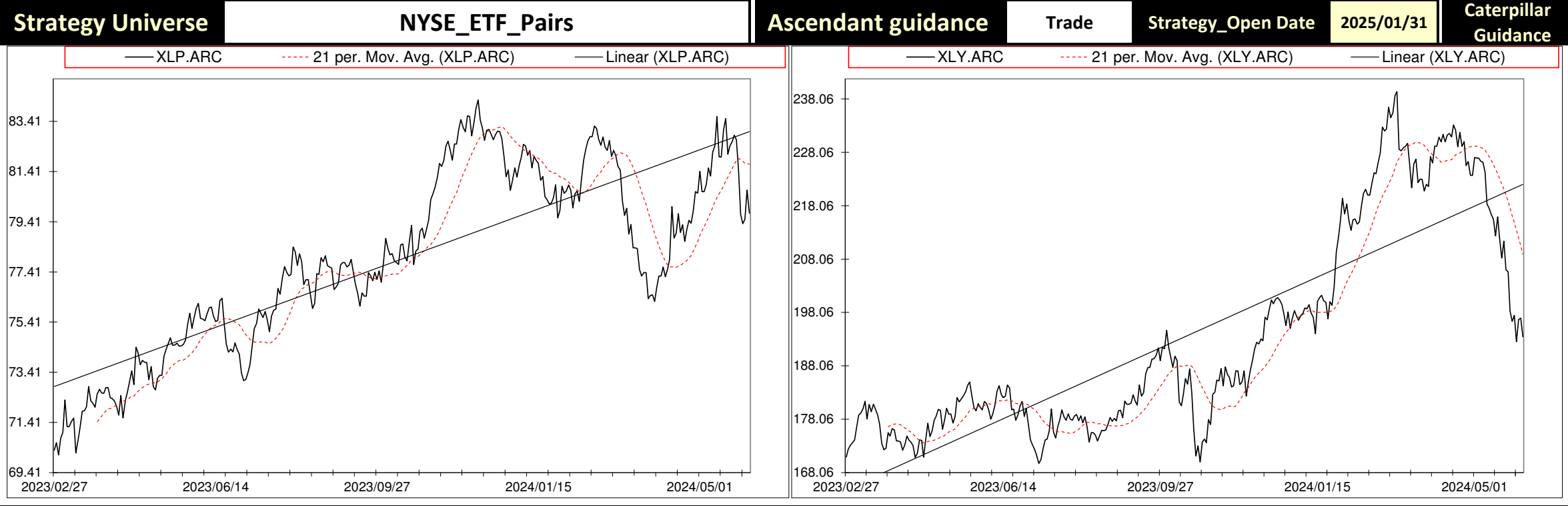
-37.946

18.452

Date	Price or Relative Price	Short_Term_ Radar	Medium_ Term_Radar	Caterpillar_ %	Wise_ Owl(Rnk)	324_Factor	Factor_324	Defcon _Index	Defcon _Index_Trade	Margin of Safety	75_Day_Mom	Trade_Rating (Guidance)	Trendsum
2025/01/22	0.336	No Trade	No Trade	97.72%	50	Research	-85	-100	Research Defcon Buy	-12.20%	-19.14%	A	-25
2025/01/23	0.335	No Trade	No Trade	99.17%	50	Research	-85	-100	Research Defcon Buy	-12.38%	-18.54%	A	-28
2025/01/24	0.339	No Trade	No Trade	90.98%	50	Research	-85	-99	Research Defcon Buy	-11.36%	-18.08%	B	-29
2025/01/27	0.346	Buy_Panda_ST	Buy_Panda_ST	75.15%	50	Research	-85	-97	Research Defcon Buy	-9.38%	-15.94%	B	-27
2025/01/28	0.340	Buy_Panda_ST	No Trade	87.10%	50	Research	-85	-98	Research Defcon Buy	-10.88%	-17.27%	B	-24
2025/01/29	0.342	Buy_Panda_ST	No Trade	83.09%	50	Research	-85	-98	Research Defcon Buy	-10.38%	-16.87%	B	-21
2025/01/30	0.342	Buy_Panda_ST	No Trade	82.78%	75	Research	-170	-98	Research Defcon Buy	-10.34%	-17.68%	AA	-16
2025/01/31	0.340	Buy_Panda_ST	No Trade	86.14%	90	Research	-170	-98	Research Defcon Buy	-10.76%	-18.06%	AAA	-14
2025/02/03	0.346	No Trade	No Trade	72.98%	75	Research	-170	-97	Research Defcon Buy	-9.11%	-16.98%	AA	-11
2025/02/04	0.339	No Trade	No Trade	87.29%	75	Research	-170	-99	Research Defcon Buy	-10.90%	-18.16%	AA	-8
2025/02/05	0.345	No Trade	No Trade	74.35%	60	Research	-170	-97	Research Defcon Buy	-9.28%	-16.40%	A	-5
2025/02/06	0.345	No Trade	No Trade	73.69%	60	Research	-170	-97	Research Defcon Buy	-9.20%	-16.21%	A	-6
2025/02/07	0.352	No Trade	No Trade	60.05%	0	Research	-85	0	Absolutely no Trade	-7.50%	-14.61%	C	-5
2025/02/10	0.353	No Trade	No Trade	57.25%	0	Research	-85	0	Absolutely no Trade	-7.15%	-15.20%	C	-4
2025/02/11	0.360	No Trade	No Trade	41.20%	0	Absolutely No	0	0	Absolutely no Trade	-5.14%	-14.59%	C	0
2025/02/12	0.360	No Trade	No Trade	41.37%	0	Absolutely No	0	0	Absolutely no Trade	-5.17%	-11.83%	C	4
2025/02/13	0.359	No Trade	No Trade	44.26%	0	Absolutely No	0	0	Absolutely no Trade	-5.53%	-11.18%	C	8
2025/02/14	0.355	No Trade	No Trade	51.20%	0	Research	-85	0	Absolutely no Trade	-6.39%	-11.99%	C	11
2025/02/17	0.355	No Trade	No Trade	50.43%	0	Research	-85	0	Absolutely no Trade	-6.30%	-11.57%	C	10
2025/02/18	0.357	No Trade	No Trade	45.38%	0	Absolutely No	0	0	Absolutely no Trade	-5.67%	-10.99%	C	10
2025/02/19	0.360	No Trade	No Trade	38.61%	0	Absolutely No	0	0	Absolutely no Trade	-4.82%	-11.42%	C	14
2025/02/20	0.362	No Trade	No Trade	34.74%	0	Absolutely No	0	0	Absolutely no Trade	-4.34%	-9.59%	C	16
2025/02/21	0.376	No Trade	No Trade	4.56%	0	Absolutely No	0	0	Absolutely no Trade	-0.57%	-6.64%	C	17
2025/02/24	0.379	No Trade	No Trade	1.51%	0	Absolutely No	0	78	Absolutely no Trade	0.21%	-4.94%	C	19
2025/02/25	0.386	No Trade	No Trade	15.79%	0	Absolutely No	0	79	Research Defon Sell	2.20%	1.67%	C	21
2025/02/26	0.380	No Trade	No Trade	4.99%	0	Absolutely No	0	78	Absolutely no Trade	0.70%	1.06%	C	23
2025/02/27	0.386	No Trade	No Trade	15.71%	0	Absolutely No	0	79	Research Defon Sell	2.19%	2.73%	C	26
2025/02/28	0.385	No Trade	No Trade	13.57%	0	Absolutely No	0	79	Research Defon Sell	1.89%	4.83%	C	30
2025/03/03	0.394	No Trade	No Trade	31.98%	0	Absolutely No	0	81	Research Defon Sell	4.47%	5.81%	C	34
2025/03/04	0.394	No Trade	No Trade	32.73%	0	Absolutely No	0	81	Research Defon Sell	4.57%	6.46%	C	36
2025/03/05	0.390	No Trade	No Trade	24.81%	0	Absolutely No	0	80	Research Defon Sell	3.46%	4.06%	C	37
2025/03/06	0.401	No Trade	No Trade	45.73%	0	Absolutely No	0	82	Research Defon Sell	6.38%	6.99%	C	37
2025/03/07	0.403	No Trade	No Trade	49.90%	0	Absolutely No	0	83	Research Defon Sell	6.97%	7.78%	C	37
2025/03/10	0.417	No Trade	No Trade	77.35%	50	Research	85	85	Research Defon Sell	10.80%	11.46%	C	38
2025/03/11	0.415	No Trade	No Trade	73.73%	50	Research	85	85	Research Defon Sell	10.29%	10.99%	C	39
2025/03/12	0.403	No Trade	No Trade	52.37%	30	Research	85	83	Research Defon Sell	7.31%	6.98%	C	39
2025/03/13	0.412	No Trade	No Trade	68.66%	30	Research	85	84	Research Defon Sell	9.59%	9.77%	C	40
2025/03/14	0.404	No Trade	No Trade	54.31%	30	Research	85	83	Research Defon Sell	7.58%	8.23%	C	38
2025/03/17	0.409	No Trade	No Trade	65.13%	30	Research	85	84	Research Defon Sell	9.09%	9.58%	C	36
2025/03/18	0.412	No Trade	No Trade	70.50%	30	Research	85	85	Research Defon Sell	9.84%	9.53%	C	34



Date	9 day	9 vs 21 day	33 day
2025/01/29	Buy_9day	Sell 9 vs 21	Sell 33_Day
2025/01/30	Buy_9day	Sell 9 vs 21	Sell 33_Day
2025/01/31	Buy_9day	Sell 9 vs 21	Sell 33_Day
2025/02/03	Buy_9day	Sell 9 vs 21	Buy 33_Day
2025/02/04	Sell_9day	Sell 9 vs 21	Sell 33_Day
2025/02/05	Buy_9day	Buy 9 vs 21	Buy 33_Day
2025/02/06	Buy_9day	Buy 9 vs 21	Buy 33_Day
2025/02/07	Buy_9day	Buy 9 vs 21	Buy 33_Day
2025/02/10	Buy_9day	Buy 9 vs 21	Buy 33_Day
2025/02/11	Buy_9day	Buy 9 vs 21	Buy 33_Day
2025/02/12	Buy_9day	Buy 9 vs 21	Buy 33_Day
2025/02/13	Buy_9day	Buy 9 vs 21	Buy 33_Day
2025/02/14	Buy_9day	Buy 9 vs 21	Buy 33_Day
2025/02/17	Buy_9day	Buy 9 vs 21	Buy 33_Day
2025/02/18	Buy_9day	Buy 9 vs 21	Buy 33_Day
2025/02/19	Buy_9day	Buy 9 vs 21	Buy 33_Day
2025/02/20	Buy_9day	Buy 9 vs 21	Buy 33_Day
2025/02/21	Buy_9day	Buy 9 vs 21	Buy 33_Day
2025/02/24	Buy_9day	Buy 9 vs 21	Buy 33_Day
2025/02/25	Buy_9day	Buy 9 vs 21	Buy 33_Day
2025/02/26	Buy_9day	Buy 9 vs 21	Buy 33_Day
2025/02/27	Buy_9day	Buy 9 vs 21	Buy 33_Day
2025/02/28	Buy_9day	Buy 9 vs 21	Buy 33_Day
2025/03/03	Buy_9day	Buy 9 vs 21	Buy 33_Day
2025/03/04	Buy_9day	Buy 9 vs 21	Buy 33_Day
2025/03/05	Buy_9day	Buy 9 vs 21	Buy 33_Day
2025/03/06	Buy_9day	Buy 9 vs 21	Buy 33_Day
2025/03/07	Buy_9day	Buy 9 vs 21	Buy 33_Day
2025/03/10	Buy_9day	Buy 9 vs 21	Buy 33_Day
2025/03/11	Buy_9day	Buy 9 vs 21	Buy 33_Day
2025/03/12	Buy_9day	Buy 9 vs 21	Buy 33_Day
2025/03/13	Buy_9day	Buy 9 vs 21	Buy 33_Day
2025/03/14	Sell_9day	Buy 9 vs 21	Buy 33_Day
2025/03/17	Buy_9day	Buy 9 vs 21	Buy 33_Day
2025/03/18	Buy_9day	Buy 9 vs 21	Buy 33_Day



Caterpillar Guidance	Trade
(+) : Mom Days	16
(-) : Mom Days	0
Guided : Factor	9 vs 21 day
324_Buy Guidance	0.0%
324_Sell Guidance	77.5%
Mom_75 (days)	9.5%
9 vs 21 day	4.27%
Price vs 9 day	0.89%

DIE.BRU

B  
u  
y

D'leteren Sa

Consumer Discretionary

Industrial Goods & Services

Belgium

Market Cap : (B)

10 870

PST.MTA

Poste Italiane S.P.A

Industrials

Industrial Goods & Services

Italy

Market Cap : (B)

16 947

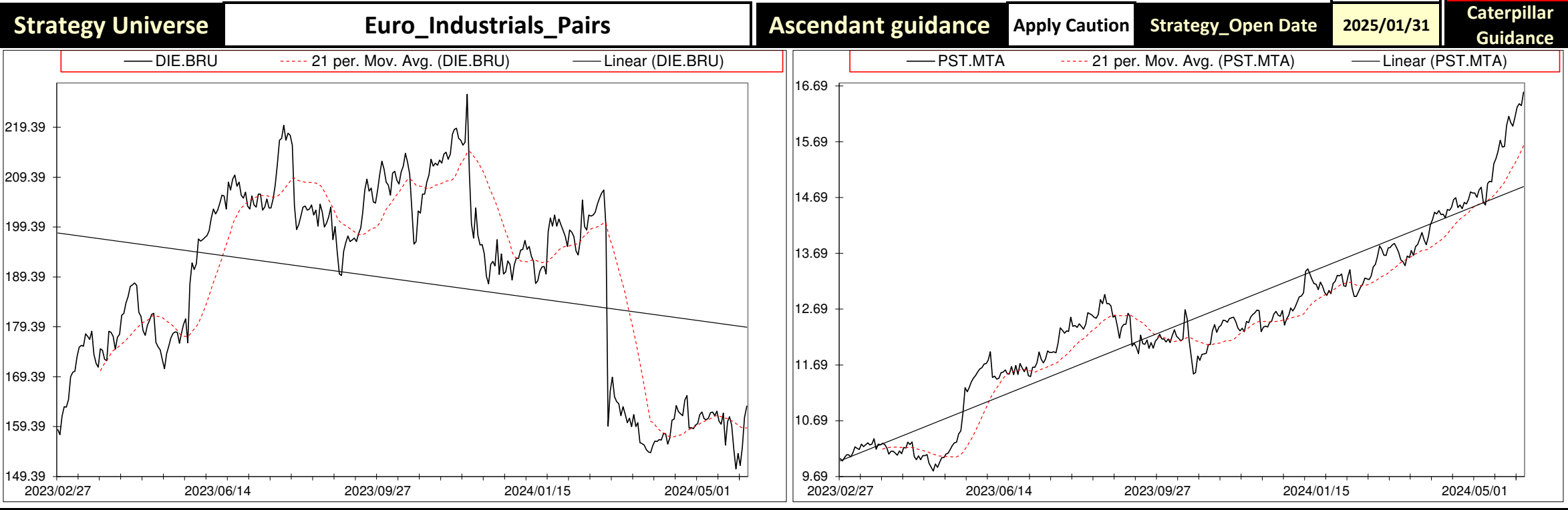
Follow the " 3day to 5day waiting period " before entering the trade : understand the Graph, Trend and Variables

Plan your enrty levels. Focus on the process not the outcome. Expect further short-term deviation from the trade signal. "Patience"

-2.150														-129.055														60.023															
Date	Price or Relative Price	Short_Term_ Radar	Medium_ Term_Radar	Caterpillar_ %	Wise_ Owl(Rnk)	324_Factor	Factor_324	Defcon _Index	Defcon _Index_Trade	Margin of Safety	75_Day_Mom	Trade_Rating (Guidance)	Trendsum																														
2025/01/22	10.980	No Trade	No Trade	57.69%	50	Research	-85	-99	Research Defcon Buy	-13.61%	-28.43%	B	-44																														
2025/01/23	10.976	No Trade	No Trade	57.38%	50	Research	-85	-99	Research Defcon Buy	-13.54%	-28.65%	B	-43																														
2025/01/24	10.879	No Trade	No Trade	60.17%	50	Research	-85	-100	Research Defcon Buy	-14.20%	-28.65%	A	-42																														
2025/01/27	10.856	No Trade	No Trade	59.62%	50	Research	-85	-100	Research Defcon Buy	-14.07%	-26.89%	A	-39																														
2025/01/28	11.110	Buy_Panda_ST	No Trade	50.67%	50	Research	-85	-97	Research Defcon Buy	-11.95%	-26.67%	B	-35																														
2025/01/29	11.081	Buy_Panda_ST	No Trade	51.17%	50	Research	-85	-98	Research Defcon Buy	-12.07%	-27.01%	B	-31																														
2025/01/30	11.163	Buy_Panda_ST	Buy_Panda_ST	47.95%	50	Research	-85	-97	Research Defcon Buy	-11.31%	-25.89%	B	-26																														
2025/01/31	11.055	Buy_Panda_ST	No Trade	51.14%	50	Research	-85	-98	Research Defcon Buy	-12.07%	-26.71%	B	-21																														
2025/02/03	11.161	Buy_Panda_ST	Buy_Panda_ST	46.20%	50	Research	-85	-97	Research Defcon Buy	-10.90%	-25.96%	B	-17																														
2025/02/04	11.099	Buy_Panda_ST	Buy_Panda_ST	47.84%	50	Research	-85	-98	Research Defcon Buy	-11.29%	-26.73%	B	-14																														
2025/02/05	11.363	No Trade	No Trade	38.43%	50	Research	-85	-95	Research Defcon Buy	-9.07%	-22.02%	B	-9																														
2025/02/06	11.339	No Trade	No Trade	38.78%	50	Research	-85	-95	Research Defcon Buy	-9.15%	-22.20%	B	-4																														
2025/02/07	10.912	No Trade	No Trade	52.80%	50	Research	-85	-99	Research Defcon Buy	-12.46%	-24.87%	A	-3																														
2025/02/10	10.856	No Trade	No Trade	53.83%	50	Research	-85	-100	Research Defcon Buy	-12.59%	-25.39%	A	-2																														
2025/02/11	10.747	No Trade	No Trade	57.64%	50	Research	-85	-100	Research Defcon Buy	-13.36%	-24.87%	A	-3																														
2025/02/12	10.809	No Trade	No Trade	55.48%	50	Research	-85	-99	Research Defcon Buy	-12.75%	-24.69%	A	-5																														
2025/02/13	10.829	No Trade	No Trade	54.30%	50	Research	-85	-99	Research Defcon Buy	-12.48%	-25.88%	A	-7																														
2025/02/14	11.007	No Trade	No Trade	47.57%	50	Research	-85	-98	Research Defcon Buy	-10.93%	-24.21%	B	-5																														
2025/02/17	10.944	No Trade	No Trade	48.35%	50	Research	-85	-98	Research Defcon Buy	-11.11%	-25.13%	B	-4																														
2025/02/18	10.820	No Trade	No Trade	53.45%	50	Research	-85	-99	Research Defcon Buy	-12.01%	-26.03%	A	-5																														
2025/02/19	11.010	No Trade	No Trade	46.08%	50	Research	-85	-98	Research Defcon Buy	-10.35%	-28.23%	B	-4																														
2025/02/20	11.065	No Trade	No Trade	43.60%	50	Research	-85	-97	Research Defcon Buy	-9.80%	-28.34%	B	-1																														
2025/02/21	10.853	No Trade	No Trade	50.78%	0	Absolutely No	0	-99	Research Defcon Buy	-11.41%	-29.48%	C	3																														
2025/02/24	10.831	No Trade	No Trade	53.21%	0	Absolutely No	0	-99	Research Defcon Buy	-11.26%	-29.42%	C	6																														
2025/02/25	10.791	No Trade	No Trade	55.00%	0	Absolutely No	0	-100	Research Defcon Buy	-11.47%	-28.66%	C	6																														
2025/02/26	10.621	No Trade	No Trade	61.17%	50	Research	-85	-100	Research Defcon Buy	-12.76%	-29.72%	A	4																														
2025/02/27	10.429	No Trade	No Trade	68.75%	50	Research	-85	-100	Research Defcon Buy	-14.23%	-30.63%	A	0																														
2025/02/28	10.300	No Trade	No Trade	82.80%	50	Research	-85	-100	Research Defcon Buy	-15.19%	-30.93%	A	-3																														
2025/03/03	10.312	No Trade	No Trade	82.24%	50	Research	-85	-100	Research Defcon Buy	-14.76%	-31.53%	A	-6																														
2025/03/04	9.981	No Trade	No Trade	100.00%	50	Research	-85	-100	Research Defcon Buy	-17.40%	-33.12%	A	-9																														
2025/03/05	10.275	No Trade	No Trade	85.36%	50	Research	-85	-97	Research Defcon Buy	-14.85%	-31.33%	B	-12																														
2025/03/06	10.094	No Trade	No Trade	93.40%	50	Research	-85	-99	Research Defcon Buy	-16.25%	-31.83%	B	-16																														
2025/03/07	9.889	No Trade	No Trade	100.00%	50	Research	-85	-100	Research Defcon Buy	-17.85%	-34.56%	A	-19																														
2025/03/10	9.657	No Trade	No Trade	100.00%	50	Research	-85	-100	Research Defcon Buy	-19.46%	-35.88%	A	-21																														
2025/03/11	9.446	No Trade	No Trade	100.00%	50	Research	-85	-100	Research Defcon Buy	-21.12%	-37.03%	A	-24																														
2025/03/12	9.544	No Trade	No Trade	95.63%	50	Research	-85	-99	Research Defcon Buy	-20.20%	-36.93%	B	-28																														
2025/03/13	9.292	No Trade	No Trade	100.00%	60	Research	-85	-100	Research Defcon Buy	-22.21%	-40.61%	A	-32																														
2025/03/14	9.484	No Trade	No Trade	92.31%	60	Research	-85	-98	Research Defcon Buy	-20.50%	-37.51%	B	-35																														
2025/03/17	9.865	No Trade	No Trade	76.47%	30	Research	-85	0	Absolutely no Trade	-16.98%	-34.25%	C	-37																														
2025/03/18	9.861	Buy_Panda_ST	No Trade	76.15%	30	Research	-85	0	Absolutely no Trade	-16.91%	-35.33%	C	-36																														



Date	9 day	9 vs 21 day	33 day
2025/01/29	Buy_9day	Sell 9 vs 21	Sell 33_Day
2025/01/30	Buy_9day	Sell 9 vs 21	Sell 33_Day
2025/01/31	Buy_9day	Sell 9 vs 21	Sell 33_Day
2025/02/03	Buy_9day	Sell 9 vs 21	Sell 33_Day
2025/02/04	Buy_9day	Buy 9 vs 21	Sell 33_Day
2025/02/05	Buy_9day	Buy 9 vs 21	Buy 33_Day
2025/02/06	Buy_9day	Buy 9 vs 21	Buy 33_Day
2025/02/07	Sell_9day	Buy 9 vs 21	Sell 33_Day
2025/02/10	Sell_9day	Buy 9 vs 21	Sell 33_Day
2025/02/11	Sell_9day	Buy 9 vs 21	Sell 33_Day
2025/02/12	Sell_9day	Buy 9 vs 21	Sell 33_Day
2025/02/13	Sell_9day	Buy 9 vs 21	Sell 33_Day
2025/02/14	Buy_9day	Buy 9 vs 21	Sell 33_Day
2025/02/17	Sell_9day	Sell 9 vs 21	Sell 33_Day
2025/02/18	Sell_9day	Sell 9 vs 21	Sell 33_Day
2025/02/19	Buy_9day	Sell 9 vs 21	Sell 33_Day
2025/02/20	Buy_9day	Sell 9 vs 21	Buy 33_Day
2025/02/21	Sell_9day	Sell 9 vs 21	Sell 33_Day
2025/02/24	Sell_9day	Sell 9 vs 21	Sell 33_Day
2025/02/25	Sell_9day	Sell 9 vs 21	Sell 33_Day
2025/02/26	Sell_9day	Sell 9 vs 21	Sell 33_Day
2025/02/27	Sell_9day	Sell 9 vs 21	Sell 33_Day
2025/02/28	Sell_9day	Sell 9 vs 21	Sell 33_Day
2025/03/03	Sell_9day	Sell 9 vs 21	Sell 33_Day
2025/03/04	Sell_9day	Sell 9 vs 21	Sell 33_Day
2025/03/05	Sell_9day	Sell 9 vs 21	Sell 33_Day
2025/03/06	Sell_9day	Sell 9 vs 21	Sell 33_Day
2025/03/07	Sell_9day	Sell 9 vs 21	Sell 33_Day
2025/03/10	Sell_9day	Sell 9 vs 21	Sell 33_Day
2025/03/11	Sell_9day	Sell 9 vs 21	Sell 33_Day
2025/03/12	Sell_9day	Sell 9 vs 21	Sell 33_Day
2025/03/13	Sell_9day	Sell 9 vs 21	Sell 33_Day
2025/03/14	Sell_9day	Sell 9 vs 21	Sell 33_Day
2025/03/17	Buy_9day	Sell 9 vs 21	Sell 33_Day
2025/03/18	Buy_9day	Sell 9 vs 21	Sell 33_Day



Trade	
(+) : Mom Days	0
(-) : Mom Days	130
Guided : Factor	66 day
324_Buy Guidance	93.9%
324_Sell Guidance	0.0%
Mom_75 (days)	-35.3%
9 vs 21 day	-5.18%
Price vs 9 day	1.86%



DIE.BRU

B  
u  
y

D'leteren Sa

Consumer Discretionary

Industrial Goods & Services

Belgium

Market Cap : (B)

10 870

REN.AMS

Relx

Industrials

Industrial Goods & Services

Netherlands

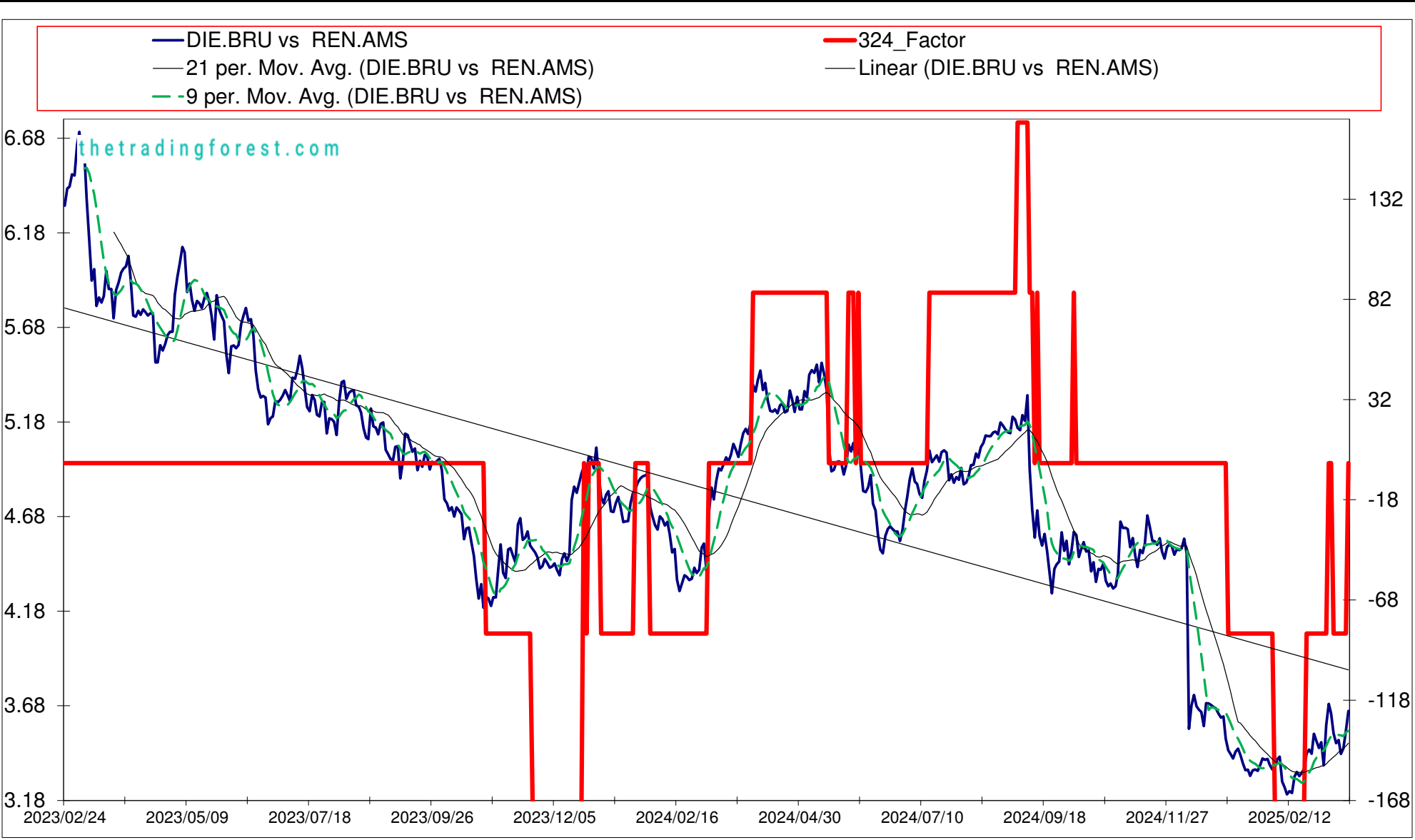
Market Cap : (B)

83 196

Follow the " 3day to 5day waiting period " before entering the trade : understand the Graph, Trend and Variables

Plan your enrty levels. Focus on the process not the outcome. Expect further short-term deviation from the trade signal. "Patience"

-2.131														-86.936														40.796															
Date	Price or Relative Price	Short_Term_ Radar	Medium_ Term_Radar	Caterpillar_ %	Wise_ Owl(Rnk)	324_Factor	Factor_324	Defcon _Index	Defcon _Index_Trade	Margin of Safety	75_Day_Mom	Trade_Rating (Guidance)	Trendsum																														
2025/01/22	3.342	No Trade	No Trade	70.50%	50	Research	-85	-99	Research Defcon Buy	-15.84%	-25.83%	A	-35																														
2025/01/23	3.347	No Trade	No Trade	69.56%	50	Research	-85	-99	Research Defcon Buy	-15.62%	-27.28%	B	-35																														
2025/01/24	3.340	No Trade	No Trade	70.12%	50	Research	-85	-99	Research Defcon Buy	-15.75%	-27.18%	A	-34																														
2025/01/27	3.368	No Trade	No Trade	66.08%	50	Research	-85	-98	Research Defcon Buy	-14.84%	-24.66%	B	-34																														
2025/01/28	3.405	Buy_Panda_ST	No Trade	61.60%	50	Research	-85	-97	Research Defcon Buy	-13.84%	-24.59%	B	-32																														
2025/01/29	3.397	Buy_Panda_ST	No Trade	62.11%	50	Research	-85	-97	Research Defcon Buy	-13.95%	-25.30%	B	-27																														
2025/01/30	3.403	Buy_Panda_ST	No Trade	61.21%	50	Research	-85	-97	Research Defcon Buy	-13.75%	-24.37%	B	-23																														
2025/01/31	3.371	Buy_Panda_ST	No Trade	64.51%	50	Research	-85	-98	Research Defcon Buy	-14.49%	-25.18%	B	-19																														
2025/02/03	3.347	No Trade	No Trade	66.26%	50	Research	-85	-99	Research Defcon Buy	-14.88%	-23.82%	B	-17																														
2025/02/04	3.357	No Trade	No Trade	64.84%	60	Research	-170	-99	Research Defcon Buy	-14.56%	-24.43%	AA	-15																														
2025/02/05	3.400	No Trade	No Trade	60.76%	60	Research	-170	-97	Research Defcon Buy	-13.39%	-21.64%	AA	-15																														
2025/02/06	3.414	Buy_Panda_ST	Buy_Panda_ST	58.78%	60	Research	-170	-97	Research Defcon Buy	-12.96%	-22.52%	A	-14																														
2025/02/07	3.283	No Trade	No Trade	73.65%	75	Research	-170	-100	Research Defcon Buy	-16.24%	-25.42%	AA	-14																														
2025/02/10	3.252	No Trade	No Trade	79.53%	75	Research	-170	-100	Research Defcon Buy	-16.84%	-26.66%	AA	-14																														
2025/02/11	3.216	No Trade	No Trade	83.61%	75	Research	-170	-100	Research Defcon Buy	-17.68%	-25.97%	AA	-14																														
2025/02/12	3.233	No Trade	No Trade	90.66%	90	Research	-170	-99	Research Defcon Buy	-17.19%	-25.09%	AAA	-15																														
2025/02/13	3.223	No Trade	No Trade	91.60%	90	Research	-170	-100	Research Defcon Buy	-17.36%	-25.56%	AAA	-16																														
2025/02/14	3.310	No Trade	No Trade	79.48%	75	Research	-170	-97	Research Defcon Buy	-15.07%	-23.07%	AA	-14																														
2025/02/17	3.334	No Trade	No Trade	75.14%	75	Research	-170	-96	Research Defcon Buy	-14.24%	-22.73%	AA	-12																														
2025/02/18	3.313	No Trade	No Trade	83.24%	75	Research	-170	-97	Research Defcon Buy	-14.72%	-24.40%	AA	-10																														
2025/02/19	3.329	No Trade	No Trade	80.45%	75	Research	-170	-96	Research Defcon Buy	-14.23%	-28.52%	AA	-9																														
2025/02/20	3.351	No Trade	No Trade	76.92%	75	Research	-170	-96	Research Defcon Buy	-13.60%	-27.52%	AA	-6																														
2025/02/21	3.432	No Trade	No Trade	64.64%	0	Research	-85	0	Absolutely no Trade	-11.43%	-25.79%	C	-2																														
2025/02/24	3.452	No Trade	No Trade	60.53%	0	Research	-85	0	Absolutely no Trade	-10.70%	-25.25%	C	3																														
2025/02/25	3.431	No Trade	No Trade	63.15%	0	Research	-85	0	Absolutely no Trade	-11.17%	-24.13%	C	8																														
2025/02/26	3.536	No Trade	No Trade	47.39%	0	Research	-85	0	Absolutely no Trade	-8.38%	-22.64%	C	13																														
2025/02/27	3.497	No Trade	No Trade	52.68%	0	Research	-85	0	Absolutely no Trade	-9.31%	-21.87%	C	15																														
2025/02/28	3.461	No Trade	No Trade	57.49%	0	Research	-85	0	Absolutely no Trade	-10.17%	-21.65%	C	17																														
2025/03/03	3.491	No Trade	No Trade	51.89%	0	Research	-85	0	Absolutely no Trade	-9.18%	-22.55%	C	19																														
2025/03/04	3.370	No Trade	No Trade	69.20%	50	Research	-85	-95	Research Defcon Buy	-12.24%	-24.94%	B	17																														
2025/03/05	3.584	No Trade	No Trade	37.32%	0	Research	-85	0	Absolutely no Trade	-6.60%	-21.08%	C	16																														
2025/03/06	3.693	No Trade	No Trade	20.69%	0	Absolutely No	0	0	Absolutely no Trade	-3.66%	-21.26%	C	15																														
2025/03/07	3.644	No Trade	No Trade	27.46%	0	Absolutely No	0	0	Absolutely no Trade	-4.85%	-21.24%	C	15																														
2025/03/10	3.538	No Trade	No Trade	41.84%	0	Research	-85	0	Absolutely no Trade	-7.40%	-22.33%	C	15																														
2025/03/11	3.487	No Trade	No Trade	49.04%	0	Research	-85	0	Absolutely no Trade	-8.67%	-23.43%	C	15																														
2025/03/12	3.503	No Trade	No Trade	46.15%	0	Research	-85	0	Absolutely no Trade	-8.16%	-22.74%	C	13																														
2025/03/13	3.430	No Trade	No Trade	56.60%	0	Research	-85	0	Absolutely no Trade	-10.01%	-24.94%	C	11																														
2025/03/14	3.459	No Trade	No Trade	51.88%	0	Research	-85	0	Absolutely no Trade	-9.17%	-23.13%	C	9																														
2025/03/17	3.552	No Trade	No Trade	36.68%	0	Research	-85	0	Absolutely no Trade	-6.49%	-20.38%	C	7																														
2025/03/18	3.656	No Trade	No Trade	20.76%	0	Absolutely No	0	0	Absolutely no Trade	-3.67%	-19.16%	C	5																														



Date	9 day	9 vs 21 day	33 day
2025/01/29	Buy_9day	Sell 9 vs 21	Sell 33_Day
2025/01/30	Buy_9day	Sell 9 vs 21	Sell 33_Day
2025/01/31	Buy_9day	Sell 9 vs 21	Sell 33_Day
2025/02/03	Sell_9day	Sell 9 vs 21	Sell 33_Day
2025/02/04	Sell_9day	Sell 9 vs 21	Sell 33_Day
2025/02/05	Buy_9day	Sell 9 vs 21	Sell 33_Day
2025/02/06	Buy_9day	Buy 9 vs 21	Sell 33_Day
2025/02/07	Sell_9day	Sell 9 vs 21	Sell 33_Day
2025/02/10	Sell_9day	Sell 9 vs 21	Sell 33_Day
2025/02/11	Sell_9day	Sell 9 vs 21	Sell 33_Day
2025/02/12	Sell_9day	Sell 9 vs 21	Sell 33_Day
2025/02/13	Sell_9day	Sell 9 vs 21	Sell 33_Day
2025/02/14	Buy_9day	Sell 9 vs 21	Sell 33_Day
2025/02/17	Buy_9day	Sell 9 vs 21	Sell 33_Day
2025/02/18	Buy_9day	Sell 9 vs 21	Sell 33_Day
2025/02/19	Buy_9day	Sell 9 vs 21	Sell 33_Day
2025/02/20	Buy_9day	Sell 9 vs 21	Sell 33_Day
2025/02/21	Buy_9day	Sell 9 vs 21	Buy 33_Day
2025/02/24	Buy_9day	Sell 9 vs 21	Buy 33_Day
2025/02/25	Buy_9day	Buy 9 vs 21	Buy 33_Day
2025/02/26	Buy_9day	Buy 9 vs 21	Buy 33_Day
2025/02/27	Buy_9day	Buy 9 vs 21	Buy 33_Day
2025/02/28	Buy_9day	Buy 9 vs 21	Buy 33_Day
2025/03/03	Buy_9day	Buy 9 vs 21	Buy 33_Day
2025/03/04	Sell_9day	Buy 9 vs 21	Buy 33_Day
2025/03/05	Buy_9day	Buy 9 vs 21	Buy 33_Day
2025/03/06	Buy_9day	Buy 9 vs 21	Buy 33_Day
2025/03/07	Buy_9day	Buy 9 vs 21	Buy 33_Day
2025/03/10	Buy_9day	Buy 9 vs 21	Buy 33_Day
2025/03/11	Sell_9day	Buy 9 vs 21	Buy 33_Day
2025/03/12	Sell_9day	Buy 9 vs 21	Buy 33_Day
2025/03/13	Sell_9day	Buy 9 vs 21	Buy 33_Day
2025/03/14	Sell_9day	Buy 9 vs 21	Buy 33_Day
2025/03/17	Buy_9day	Buy 9 vs 21	Buy 33_Day
2025/03/18	Buy_9day	Buy 9 vs 21	Buy 33_Day

Strategy Universe		Euro_Industrials_Pairs		Ascendant guidance		Research		Strategy_Open Date		2025/01/31		Caterpillar Guidance		Trade	
<div><div><div>DIE.BRU</div><div>21 per. Mov. Avg. (DIE.BRU)</div><div>Linear (DIE.BRU)</div></div><div><div>REN.AMS</div><div>21 per. Mov. Avg. (REN.AMS)</div><div>Linear (REN.AMS)</div></div></div>				<div><div><div>REN.AMS</div><div>21 per. Mov. Avg. (REN.AMS)</div><div>Linear (REN.AMS)</div></div><div><div>REN.AMS</div><div>21 per. Mov. Avg. (REN.AMS)</div><div>Linear (REN.AMS)</div></div></div>								(+): Mom Days		0	
												(-): Mom Days		0	
												Guided: Factor		9 vs 21 day	
												324_Buy Guidance		86.3%	
												324_Sell Guidance		0.0%	
												Mom_75 (days)		-19.2%	
												9 vs 21 day		1.87%	
												Price vs 9 day		2.95%	

S  
e  
l  
l

ELE.MAD

Endesa S.A.

Utilities

Gas, Water & Multiutilities

Italy

Market Cap : (B)

21 457

RED.MAD

Red Electrica Corporacion S.A.

Utilities

Gas, Water & Multiutilities

Spain

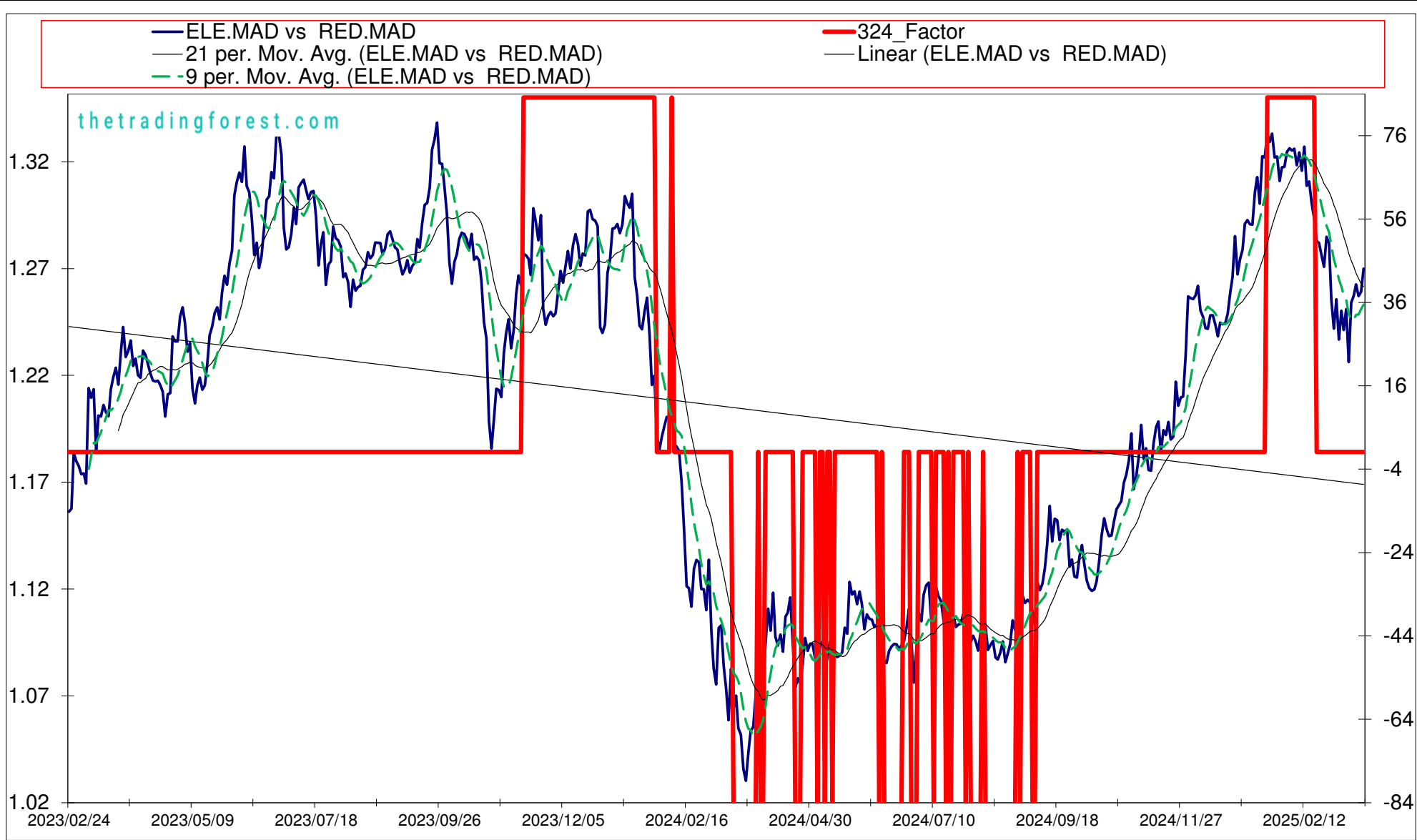
Market Cap : (B)

9 201



Follow the " 3day to 5day waiting period " before entering the trade : understand the Graph, Trend and Variables

Plan your enrty levels. Focus on the process not the outcome. Expect further short-term deviation from the trade signal. "Patience"

-2.490														17.595														-7.066															
Date	Price or Relative Price	Short_Term_ Radar	Medium_ Term_Radar	Caterpillar_ %	Wise_ Owl(Rnk)	324_Factor	Factor_324	Defcon _Index	Defcon _Index_Trade	Margin of Safety	75_Day_Mom	Trade_Rating (Guidance)	Trendsum																														
2025/01/22	1.332	No Trade	No Trade	61.79%	50	Research	85	100	Research Defon Sell	10.01%	17.84%	A	28																														
2025/01/23	1.327	No Trade	No Trade	59.54%	50	Research	85	99	Research Defon Sell	9.65%	18.28%	A	30																														
2025/01/24	1.331	No Trade	No Trade	61.43%	50	Research	85	100	Research Defon Sell	9.95%	19.02%	A	31																														
2025/01/27	1.320	No Trade	No Trade	55.40%	50	Research	85	99	Research Defon Sell	8.98%	18.15%	B	33																														
2025/01/28	1.321	No Trade	No Trade	55.48%	50	Research	85	99	Research Defon Sell	8.99%	18.12%	B	32																														
2025/01/29	1.309	Sell_Panda_ST	No Trade	49.53%	50	Research	85	98	Research Defon Sell	8.03%	16.70%	B	31																														
2025/01/30	1.316	Sell_Panda_ST	No Trade	52.70%	50	Research	85	99	Research Defon Sell	8.54%	16.32%	B	27																														
2025/01/31	1.316	Sell_Panda_ST	No Trade	52.66%	50	Research	85	99	Research Defon Sell	8.53%	15.08%	B	23																														
2025/02/03	1.323	No Trade	No Trade	55.87%	50	Research	85	99	Research Defon Sell	9.05%	14.90%	C	22																														
2025/02/04	1.325	No Trade	No Trade	56.62%	50	Research	85	99	Research Defon Sell	9.17%	15.57%	A	19																														
2025/02/05	1.324	No Trade	No Trade	55.94%	50	Research	85	99	Research Defon Sell	9.06%	15.79%	A	17																														
2025/02/06	1.324	No Trade	No Trade	56.25%	50	Research	85	99	Research Defon Sell	9.11%	15.83%	A	17																														
2025/02/07	1.317	No Trade	No Trade	52.22%	50	Research	85	99	Research Defon Sell	8.46%	14.49%	C	16																														
2025/02/10	1.323	No Trade	No Trade	54.89%	50	Research	85	99	Research Defon Sell	8.89%	14.45%	C	14																														
2025/02/11	1.314	No Trade	No Trade	50.39%	50	Research	85	98	Research Defon Sell	8.16%	13.52%	C	10																														
2025/02/12	1.325	No Trade	No Trade	56.03%	50	Research	85	99	Research Defon Sell	9.08%	14.31%	C	9																														
2025/02/13	1.307	No Trade	No Trade	46.56%	50	Research	85	98	Research Defon Sell	7.54%	11.90%	C	8																														
2025/02/14	1.309	No Trade	No Trade	47.50%	50	Research	85	98	Research Defon Sell	7.70%	11.70%	C	4																														
2025/02/17	1.299	No Trade	No Trade	41.96%	50	Research	85	97	Research Defon Sell	6.80%	10.21%	C	0																														
2025/02/18	1.292	No Trade	No Trade	38.20%	50	Research	85	97	Research Defon Sell	6.19%	8.44%	C	-5																														
2025/02/19	1.281	No Trade	No Trade	32.65%	0	Absolutely No	0	96	Research Defon Sell	5.29%	9.95%	C	-9																														
2025/02/20	1.280	No Trade	No Trade	32.23%	0	Absolutely No	0	96	Research Defon Sell	5.22%	9.36%	C	-11																														
2025/02/21	1.275	No Trade	No Trade	29.15%	0	Absolutely No	0	96	Research Defon Sell	4.72%	8.01%	C	-13																														
2025/02/24	1.269	No Trade	No Trade	26.03%	0	Absolutely No	0	95	Research Defon Sell	4.22%	6.19%	C	-15																														
2025/02/25	1.283	No Trade	No Trade	33.04%	0	Absolutely No	0	96	Research Defon Sell	5.35%	8.82%	C	-17																														
2025/02/26	1.280	No Trade	No Trade	31.43%	0	Absolutely No	0	96	Research Defon Sell	5.09%	8.10%	C	-20																														
2025/02/27	1.254	No Trade	No Trade	17.88%	0	Absolutely No	0	0	Absolutely no Trade	2.90%	6.79%	C	-24																														
2025/02/28	1.240	No Trade	No Trade	11.21%	0	Absolutely No	0	0	Absolutely no Trade	1.77%	5.67%	C	-28																														
2025/03/03	1.254	No Trade	No Trade	17.96%	0	Absolutely No	0	0	Absolutely no Trade	2.84%	5.67%	C	-31																														
2025/03/04	1.235	No Trade	No Trade	8.07%	0	Absolutely No	0	-83	Research Defcon Buy	1.27%	3.43%	C	-32																														
2025/03/05	1.249	No Trade	No Trade	15.32%	0	Absolutely No	0	0	Absolutely no Trade	2.37%	4.33%	C	-34																														
2025/03/06	1.240	No Trade	No Trade	10.41%	0	Absolutely No	0	-82	Research Defcon Buy	1.61%	4.85%	C	-35																														
2025/03/07	1.249	No Trade	No Trade	15.48%	0	Absolutely No	0	0	Absolutely no Trade	2.39%	4.75%	C	-35																														
2025/03/10	1.224	No Trade	No Trade	1.98%	0	Absolutely No	0	-84	Research Defcon Buy	0.31%	2.87%	C	-36																														
2025/03/11	1.252	No Trade	No Trade	16.67%	0	Absolutely No	0	0	Absolutely no Trade	2.58%	4.68%	C	-36																														
2025/03/12	1.256	No Trade	No Trade	18.24%	0	Absolutely No	0	0	Absolutely no Trade	2.82%	5.67%	C	-34																														
2025/03/13	1.261	No Trade	No Trade	20.91%	0	Absolutely No	0	0	Absolutely no Trade	3.23%	6.00%	C	-32																														
2025/03/14	1.255	No Trade	No Trade	17.91%	0	Absolutely No	0	-81	Research Defcon Buy	2.77%	3.30%	C	-30																														
2025/03/17	1.257	No Trade	No Trade	18.58%	0	Absolutely No	0	-81	Research Defcon Buy	2.87%	4.42%	C	-26																														
2025/03/18	1.268	No Trade	No Trade	24.20%	0	Absolutely No	0	95	Research Defon Sell	3.74%	4.99%	C	-21																														



Date	9 day	9 vs 21 day	33 day
2025/01/29	Sell_9day	Buy 9 vs 21	Buy 33_Day
2025/01/30	Sell_9day	Buy 9 vs 21	Buy 33_Day
2025/01/31	Sell_9day	Buy 9 vs 21	Buy 33_Day
2025/02/03	Buy_9day	Buy 9 vs 21	Buy 33_Day
2025/02/04	Buy_9day	Buy 9 vs 21	Buy 33_Day
2025/02/05	Buy_9day	Buy 9 vs 21	Buy 33_Day
2025/02/06	Buy_9day	Buy 9 vs 21	Buy 33_Day
2025/02/07	Sell_9day	Buy 9 vs 21	Buy 33_Day
2025/02/10	Buy_9day	Buy 9 vs 21	Buy 33_Day
2025/02/11	Sell_9day	Buy 9 vs 21	Buy 33_Day
2025/02/12	Buy_9day	Buy 9 vs 21	Buy 33_Day
2025/02/13	Sell_9day	Buy 9 vs 21	Buy 33_Day
2025/02/14	Sell_9day	Sell 9 vs 21	Buy 33_Day
2025/02/17	Sell_9day	Sell 9 vs 21	Sell 33_Day
2025/02/18	Sell_9day	Sell 9 vs 21	Sell 33_Day
2025/02/19	Sell_9day	Sell 9 vs 21	Sell 33_Day
2025/02/20	Sell_9day	Sell 9 vs 21	Sell 33_Day
2025/02/21	Sell_9day	Sell 9 vs 21	Sell 33_Day
2025/02/24	Sell_9day	Sell 9 vs 21	Sell 33_Day
2025/02/25	Sell_9day	Sell 9 vs 21	Sell 33_Day
2025/02/26	Sell_9day	Sell 9 vs 21	Sell 33_Day
2025/02/27	Sell_9day	Sell 9 vs 21	Sell 33_Day
2025/02/28	Sell_9day	Sell 9 vs 21	Sell 33_Day
2025/03/03	Sell_9day	Sell 9 vs 21	Sell 33_Day
2025/03/04	Sell_9day	Sell 9 vs 21	Sell 33_Day
2025/03/05	Sell_9day	Sell 9 vs 21	Sell 33_Day
2025/03/06	Sell_9day	Sell 9 vs 21	Sell 33_Day
2025/03/07	Sell_9day	Sell 9 vs 21	Sell 33_Day
2025/03/10	Sell_9day	Sell 9 vs 21	Sell 33_Day
2025/03/11	Buy_9day	Sell 9 vs 21	Sell 33_Day
2025/03/12	Buy_9day	Sell 9 vs 21	Sell 33_Day
2025/03/13	Buy_9day	Sell 9 vs 21	Sell 33_Day
2025/03/14	Buy_9day	Sell 9 vs 21	Sell 33_Day
2025/03/17	Buy_9day	Sell 9 vs 21	Sell 33_Day
2025/03/18	Buy_9day	Sell 9 vs 21	Sell 33_Day

Strategy Universe		Euro_Utilities_Pairs		Ascendant guidance		Trade	Strategy_Open Date	2025/01/31	Caterpillar Guidance	Trade	
<div><div><div><div>— ELE.MAD</div><div>----- 21 per. Mov. Avg. (ELE.MAD)</div><div>— Linear (ELE.MAD)</div></div></div><div><div><div><div>— RED.MAD</div><div>----- 21 per. Mov. Avg. (RED.MAD)</div><div>— Linear (RED.MAD)</div></div></div></div></div>										(+): Mom Days	0
										(-): Mom Days	0
										Guided: Factor	9 vs 21 day
										324_Buy Guidance	0.0%
										324_Sell Guidance	94.9%
										Mom_75 (days)	5.0%
										9 vs 21 day	-0.66%
										Price vs 9 day	1.34%



# SGO.PAR

Follow the " 3day to 5day waiting period " before entering the trade : understand the Graph, Trend and Variables

# HEI.ETR

Plan your enrty levels. Focus on the process not the outcome. Expect further short-term deviation from the trade signal. "Patience"

**B** Compagnie De Saint-Gobain S.A.

**u** Industrials

**y** Construction & Materials

France

Market Cap : (B)

43 718

Heidelberg Cement Ag

Industrials

Construction & Materials

Germany

Market Cap : (B)

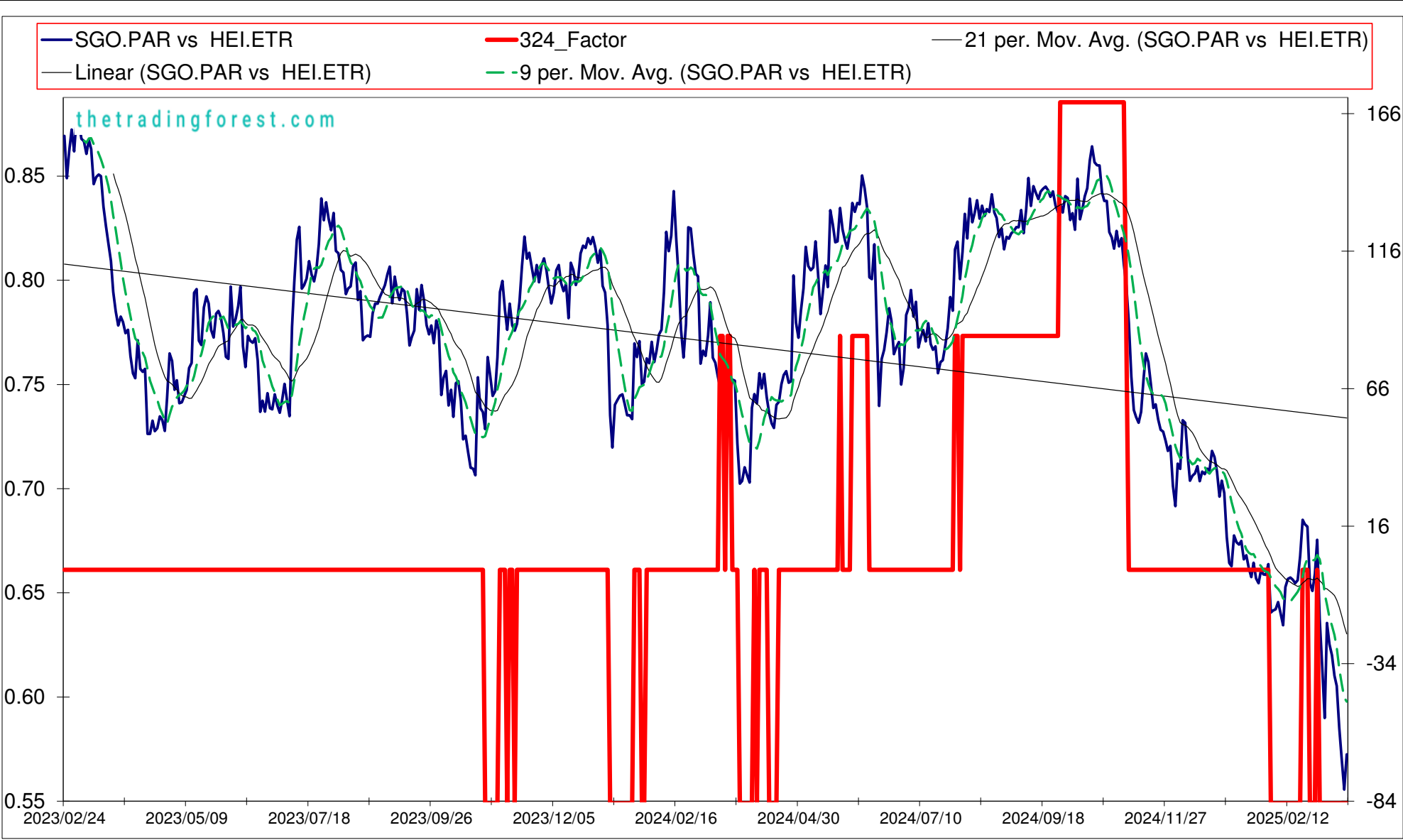
21 219

-2.056

-34.316

16.688

Date	Price or Relative Price	Short_Term_ Radar	Medium_ Term_Radar	Caterpillar_ %	Wise_ Owl(Rnk)	324_Factor	Factor_324	Defcon _Index	Defcon _Index_Trade	Margin of Safety	75_Day_Mom	Trade_Rating (Guidance)	Trendsum
2025/01/22	0.661	No Trade	No Trade	57.04%	0	Absolutely No	0	-100	Research Defcon Buy	-8.60%	-20.59%	C	-30
2025/01/23	0.668	No Trade	No Trade	50.53%	30	Absolutely No	0	-99	Research Defcon Buy	-7.62%	-20.08%	C	-33
2025/01/24	0.660	No Trade	No Trade	57.25%	30	Absolutely No	0	-100	Research Defcon Buy	-8.64%	-20.23%	C	-35
2025/01/27	0.658	No Trade	No Trade	58.69%	30	Absolutely No	0	-100	Research Defcon Buy	-8.85%	-22.78%	C	-36
2025/01/28	0.664	No Trade	No Trade	52.63%	30	Absolutely No	0	-99	Research Defcon Buy	-7.94%	-20.21%	C	-37
2025/01/29	0.662	No Trade	No Trade	54.37%	30	Absolutely No	0	-99	Research Defcon Buy	-8.20%	-20.90%	C	-38
2025/01/30	0.662	No Trade	No Trade	54.37%	30	Absolutely No	0	-99	Research Defcon Buy	-8.20%	-21.53%	C	-37
2025/01/31	0.667	Buy_Panda_ST	No Trade	60.77%	30	Absolutely No	0	-99	Research Defcon Buy	-7.46%	-21.29%	C	-35
2025/02/03	0.644	No Trade	No Trade	86.30%	60	Research	-85	-100	Research Defcon Buy	-10.59%	-25.20%	A	-34
2025/02/04	0.645	No Trade	No Trade	84.87%	50	Research	-85	-100	Research Defcon Buy	-10.42%	-25.67%	A	-36
2025/02/05	0.645	No Trade	No Trade	84.11%	50	Research	-85	-100	Research Defcon Buy	-10.33%	-24.96%	A	-36
2025/02/06	0.649	No Trade	No Trade	85.21%	60	Research	-85	-99	Research Defcon Buy	-9.80%	-24.42%	A	-37
2025/02/07	0.643	No Trade	No Trade	91.56%	60	Research	-85	-100	Research Defcon Buy	-10.53%	-25.05%	A	-38
2025/02/10	0.638	No Trade	No Trade	97.67%	60	Research	-85	-100	Research Defcon Buy	-11.23%	-24.57%	A	-39
2025/02/11	0.656	No Trade	No Trade	75.18%	50	Research	-85	-97	Research Defcon Buy	-8.64%	-22.03%	B	-38
2025/02/12	0.660	Buy_Panda_ST	Buy_Panda_ST	70.15%	50	Research	-85	-97	Research Defcon Buy	-8.06%	-21.56%	B	-38
2025/02/13	0.661	Buy_Panda_ST	Buy_Panda_ST	69.08%	50	Research	-85	-96	Research Defcon Buy	-7.94%	-20.06%	B	-36
2025/02/14	0.659	Buy_Panda_ST	Buy_Panda_ST	70.18%	50	Research	-85	-97	Research Defcon Buy	-8.07%	-19.95%	B	-33
2025/02/17	0.658	Buy_Panda_ST	Buy_Panda_ST	71.33%	50	Research	-85	-97	Research Defcon Buy	-8.20%	-19.62%	B	-28
2025/02/18	0.659	Buy_Panda_ST	Buy_Panda_ST	69.34%	50	Research	-85	-97	Research Defcon Buy	-7.97%	-20.28%	B	-24
2025/02/19	0.671	Buy_Panda_ST	Buy_Panda_ST	55.06%	0	Research	-85	0	Absolutely no Trade	-6.33%	-18.15%	C	-20
2025/02/20	0.688	Buy_Panda_ST	Buy_Panda_ST	33.47%	0	Absolutely No	0	0	Absolutely no Trade	-3.85%	-16.40%	C	-15
2025/02/21	0.686	No Trade	No Trade	35.92%	0	Absolutely No	0	0	Absolutely no Trade	-4.13%	-15.39%	C	-10
2025/02/24	0.685	No Trade	No Trade	36.44%	0	Absolutely No	0	0	Absolutely no Trade	-4.19%	-14.46%	C	-7
2025/02/25	0.658	No Trade	No Trade	69.14%	50	Research	-85	-97	Research Defcon Buy	-7.95%	-15.97%	B	-4
2025/02/26	0.654	No Trade	No Trade	73.38%	50	Research	-85	-97	Research Defcon Buy	-8.44%	-13.59%	C	-7
2025/02/27	0.662	No Trade	No Trade	62.96%	50	Research	-85	-96	Research Defcon Buy	-7.24%	-10.59%	C	-9
2025/02/28	0.679	No Trade	No Trade	42.87%	0	Absolutely No	0	0	Absolutely no Trade	-4.93%	-7.98%	C	-10
2025/03/03	0.641	No Trade	No Trade	88.58%	50	Research	-85	-100	Research Defcon Buy	-10.18%	-12.83%	C	-9
2025/03/04	0.618	No Trade	No Trade	100.00%	50	Research	-85	-100	Research Defcon Buy	-13.33%	-16.51%	A	-10
2025/03/05	0.593	No Trade	No Trade	100.00%	50	Research	-85	-100	Research Defcon Buy	-16.76%	-21.56%	A	-12
2025/03/06	0.639	No Trade	No Trade	61.73%	0	Research	-85	0	Absolutely no Trade	-10.35%	-16.85%	C	-15
2025/03/07	0.628	No Trade	No Trade	70.12%	0	Research	-85	0	Absolutely no Trade	-11.76%	-17.74%	C	-17
2025/03/10	0.623	No Trade	No Trade	73.93%	0	Research	-85	0	Absolutely no Trade	-12.39%	-17.26%	C	-18
2025/03/11	0.614	No Trade	No Trade	81.96%	50	Research	-85	-97	Research Defcon Buy	-13.74%	-17.31%	B	-19
2025/03/12	0.609	No Trade	No Trade	85.97%	50	Research	-85	-97	Research Defcon Buy	-14.41%	-18.17%	B	-20
2025/03/13	0.589	No Trade	No Trade	100.00%	50	Research	-85	-100	Research Defcon Buy	-17.19%	-20.09%	A	-22
2025/03/14	0.573	No Trade	No Trade	100.00%	50	Research	-85	-100	Research Defcon Buy	-19.31%	-21.62%	A	-25
2025/03/17	0.559	No Trade	No Trade	100.00%	50	Research	-85	-100	Research Defcon Buy	-21.27%	-23.51%	A	-27
2025/03/18	0.576	No Trade	No Trade	88.65%	50	Research	-85	-97	Research Defcon Buy	-18.85%	-20.71%	B	-29



Date	9 day	9 vs 21 day	33 day
2025/01/29	Sell_9day	Sell 9 vs 21	Sell 33_Day
2025/01/30	Sell_9day	Sell 9 vs 21	Sell 33_Day
2025/01/31	Buy_9day	Sell 9 vs 21	Sell 33_Day
2025/02/03	Sell_9day	Sell 9 vs 21	Sell 33_Day
2025/02/04	Sell_9day	Sell 9 vs 21	Sell 33_Day
2025/02/05	Sell_9day	Sell 9 vs 21	Sell 33_Day
2025/02/06	Sell_9day	Sell 9 vs 21	Sell 33_Day
2025/02/07	Sell_9day	Sell 9 vs 21	Sell 33_Day
2025/02/10	Sell_9day	Sell 9 vs 21	Sell 33_Day
2025/02/11	Buy_9day	Sell 9 vs 21	Sell 33_Day
2025/02/12	Buy_9day	Sell 9 vs 21	Sell 33_Day
2025/02/13	Buy_9day	Sell 9 vs 21	Sell 33_Day
2025/02/14	Buy_9day	Sell 9 vs 21	Sell 33_Day
2025/02/17	Buy_9day	Sell 9 vs 21	Sell 33_Day
2025/02/18	Buy_9day	Sell 9 vs 21	Sell 33_Day
2025/02/19	Buy_9day	Sell 9 vs 21	Buy 33_Day
2025/02/20	Buy_9day	Buy 9 vs 21	Buy 33_Day
2025/02/21	Buy_9day	Buy 9 vs 21	Buy 33_Day
2025/02/24	Buy_9day	Buy 9 vs 21	Buy 33_Day
2025/02/25	Sell_9day	Buy 9 vs 21	Sell 33_Day
2025/02/26	Sell_9day	Buy 9 vs 21	Sell 33_Day
2025/02/27	Sell_9day	Buy 9 vs 21	Buy 33_Day
2025/02/28	Buy_9day	Buy 9 vs 21	Buy 33_Day
2025/03/03	Sell_9day	Buy 9 vs 21	Sell 33_Day
2025/03/04	Sell_9day	Buy 9 vs 21	Sell 33_Day
2025/03/05	Sell_9day	Sell 9 vs 21	Sell 33_Day
2025/03/06	Sell_9day	Sell 9 vs 21	Sell 33_Day
2025/03/07	Sell_9day	Sell 9 vs 21	Sell 33_Day
2025/03/10	Sell_9day	Sell 9 vs 21	Sell 33_Day
2025/03/11	Sell_9day	Sell 9 vs 21	Sell 33_Day
2025/03/12	Sell_9day	Sell 9 vs 21	Sell 33_Day
2025/03/13	Sell_9day	Sell 9 vs 21	Sell 33_Day
2025/03/14	Sell_9day	Sell 9 vs 21	Sell 33_Day
2025/03/17	Sell_9day	Sell 9 vs 21	Sell 33_Day
2025/03/18	Sell_9day	Sell 9 vs 21	Sell 33_Day

Strategy Universe

Euro\_Construction & Materials\_Pairs

Ascendant guidance

Trade

Strategy\_Open Date

2025/01/31

Caterpillar Guidance

Trade

SGO.PAR

21 per. Mov. Avg. (SGO.PAR)

Linear (SGO.PAR)

HEI.ETR

21 per. Mov. Avg. (HEI.ETR)

Linear (HEI.ETR)

(+) : Mom Days

0

(-) : Mom Days

90

Guided : Factor

66 day

324\_Buy Guidance

97.0%

324\_Sell Guidance

0.0%

Mom\_75 (days)

-20.7%

9 vs 21 day

-5.13%

Price vs 9 day

-4.20%

ABI.BRU

Follow the " 3day to 5day waiting period " before entering the trade : understand the Graph, Trend and Variables

CSX5.LSE

Plan your enrty levels. Focus on the process not the outcome. Expect further short-term deviation from the trade signal. "Patience"

B Anheuser Busch Inbev

u Consumer Staples

y Food and Beverage

Belgium

Market Cap : (B)

92 012

Euro Area Stock Market Index - Europe Listing

Europe ETF : Index

ETF\_Europe\_

Europe

Market Cap : (B)

4 303

-2.122

-68.768

32.407

Date	Price or Relative Price	Short_Term_ Radar	Medium_ Term_Radar	Caterpillar_ %	Wise_ Owl(Rnk)	324_Factor	Factor_324	Defcon _Index	Defcon _Index_Trade	Margin of Safety	75_Day_Mom	Trade_Rating (Guidance)	Trendsum
2025/01/22	0.239	No Trade	No Trade	100.00%	60	Research	-85	-100	Research Defcon Buy	-13.07%	-28.06%	A	-38
2025/01/23	0.238	No Trade	No Trade	100.00%	60	Research	-85	-100	Research Defcon Buy	-13.21%	-27.63%	A	-39
2025/01/24	0.241	No Trade	No Trade	91.96%	60	Research	-85	-99	Research Defcon Buy	-12.15%	-25.55%	B	-40
2025/01/27	0.247	No Trade	No Trade	74.33%	50	Research	-85	-96	Research Defcon Buy	-9.82%	-22.90%	B	-39
2025/01/28	0.246	Buy_Panda_ST	No Trade	75.92%	50	Research	-85	-97	Research Defcon Buy	-10.03%	-23.05%	B	-36
2025/01/29	0.243	Buy_Panda_ST	No Trade	82.82%	50	Research	-85	-98	Research Defcon Buy	-10.94%	-23.96%	B	-34
2025/01/30	0.244	Buy_Panda_ST	No Trade	80.45%	50	Research	-85	-98	Research Defcon Buy	-10.63%	-24.05%	B	-29
2025/01/31	0.243	Buy_Panda_ST	No Trade	81.62%	90	Research	-170	-98	Research Defcon Buy	-10.78%	-23.99%	AAA	-28
2025/02/03	0.245	Buy_Panda_ST	No Trade	75.39%	90	Research	-170	-97	Research Defcon Buy	-9.96%	-25.77%	AAA	-27
2025/02/04	0.241	No Trade	No Trade	86.62%	90	Research	-170	-99	Research Defcon Buy	-11.45%	-27.05%	AAA	-24
2025/02/05	0.241	No Trade	No Trade	87.18%	90	Research	-170	-99	Research Defcon Buy	-11.52%	-27.40%	AAA	-25
2025/02/06	0.244	No Trade	No Trade	75.96%	90	Research	-170	-97	Research Defcon Buy	-10.04%	-25.91%	AAA	-26
2025/02/07	0.248	Buy_Panda_ST	Buy_Panda_ST	65.97%	75	Research	-170	-96	Research Defcon Buy	-8.72%	-24.86%	AA	-24
2025/02/10	0.245	Buy_Panda_ST	Buy_Panda_ST	72.08%	75	Research	-170	-97	Research Defcon Buy	-9.52%	-25.08%	AA	-22
2025/02/11	0.244	Buy_Panda_ST	Buy_Panda_ST	74.92%	75	Research	-170	-98	Research Defcon Buy	-9.90%	-25.79%	AA	-20
2025/02/12	0.250	Buy_Panda_ST	Buy_Panda_ST	57.28%	0	Research	-85	0	Absolutely no Trade	-7.57%	-23.84%	C	-16
2025/02/13	0.249	No Trade	No Trade	58.74%	50	Research	-85	-95	Research Defcon Buy	-7.76%	-23.52%	B	-11
2025/02/14	0.249	No Trade	No Trade	59.77%	50	Research	-85	-95	Research Defcon Buy	-7.90%	-23.48%	B	-7
2025/02/17	0.247	No Trade	No Trade	62.66%	50	Research	-85	-96	Research Defcon Buy	-8.28%	-24.00%	B	-4
2025/02/18	0.247	No Trade	No Trade	62.22%	50	Research	-85	-96	Research Defcon Buy	-8.22%	-23.50%	B	-3
2025/02/19	0.249	No Trade	No Trade	56.58%	50	Research	-85	-95	Research Defcon Buy	-7.48%	-19.24%	B	-2
2025/02/20	0.249	No Trade	No Trade	55.03%	50	Research	-85	-95	Research Defcon Buy	-7.27%	-18.39%	B	-2
2025/02/21	0.254	No Trade	No Trade	42.42%	0	Absolutely No	0	0	Absolutely no Trade	-5.61%	-15.48%	C	1
2025/02/24	0.257	No Trade	No Trade	31.40%	0	Absolutely No	0	0	Absolutely no Trade	-4.15%	-14.08%	C	3
2025/02/25	0.259	No Trade	No Trade	26.64%	0	Absolutely No	0	0	Absolutely no Trade	-3.52%	-12.93%	C	7
2025/02/26	0.276	No Trade	No Trade	24.37%	0	Absolutely No	0	0	Absolutely no Trade	3.20%	-7.62%	C	12
2025/02/27	0.284	No Trade	No Trade	47.71%	0	Research	-85	0	Absolutely no Trade	6.25%	-5.21%	C	17
2025/02/28	0.285	No Trade	No Trade	48.90%	0	Research	-85	0	Absolutely no Trade	6.41%	-4.75%	C	21
2025/03/03	0.284	No Trade	No Trade	47.45%	0	Research	-85	0	Absolutely no Trade	6.22%	-5.16%	C	25
2025/03/04	0.293	No Trade	No Trade	73.63%	0	Absolutely No	0	80	Research Defcon Sell	9.65%	-2.70%	C	29
2025/03/05	0.282	No Trade	No Trade	45.35%	0	Absolutely No	0	0	Absolutely no Trade	5.95%	-5.84%	C	30
2025/03/06	0.281	No Trade	No Trade	41.47%	0	Absolutely No	0	0	Absolutely no Trade	5.44%	-6.34%	C	28
2025/03/07	0.287	No Trade	No Trade	59.49%	0	Absolutely No	0	78	Absolutely no Trade	7.80%	-4.62%	C	27
2025/03/10	0.291	No Trade	No Trade	73.38%	0	Absolutely No	0	79	Research Defcon Sell	9.62%	-3.34%	C	24
2025/03/11	0.289	No Trade	No Trade	68.17%	0	Absolutely No	0	79	Research Defcon Sell	8.94%	-3.18%	C	22
2025/03/12	0.288	No Trade	No Trade	65.86%	0	Absolutely No	0	79	Absolutely no Trade	8.64%	-2.85%	C	20
2025/03/13	0.287	No Trade	No Trade	63.05%	0	Absolutely No	0	79	Absolutely no Trade	8.27%	-3.24%	C	20
2025/03/14	0.286	No Trade	No Trade	59.98%	0	Absolutely No	0	78	Absolutely no Trade	7.86%	-3.57%	C	17
2025/03/17	0.287	No Trade	No Trade	66.48%	0	Absolutely No	0	79	Absolutely no Trade	8.72%	-1.20%	C	15
2025/03/18	0.284	No Trade	No Trade	58.54%	0	Research	85	78	Absolutely no Trade	7.68%	-2.88%	C	13





Date	9 day	9 vs 21 day	33 day
2025/01/29	Buy_9day	Sell 9 vs 21	Sell 33_Day
2025/01/30	Buy_9day	Sell 9 vs 21	Sell 33_Day
2025/01/31	Buy_9day	Sell 9 vs 21	Sell 33_Day
2025/02/03	Buy_9day	Sell 9 vs 21	Sell 33_Day
2025/02/04	Sell_9day	Sell 9 vs 21	Sell 33_Day
2025/02/05	Sell_9day	Sell 9 vs 21	Sell 33_Day
2025/02/06	Buy_9day	Sell 9 vs 21	Sell 33_Day
2025/02/07	Buy_9day	Buy 9 vs 21	Sell 33_Day
2025/02/10	Buy_9day	Buy 9 vs 21	Sell 33_Day
2025/02/11	Buy_9day	Buy 9 vs 21	Sell 33_Day
2025/02/12	Buy_9day	Buy 9 vs 21	Buy 33_Day
2025/02/13	Buy_9day	Buy 9 vs 21	Buy 33_Day
2025/02/14	Buy_9day	Buy 9 vs 21	Buy 33_Day
2025/02/17	Buy_9day	Buy 9 vs 21	Buy 33_Day
2025/02/18	Buy_9day	Buy 9 vs 21	Buy 33_Day
2025/02/19	Buy_9day	Buy 9 vs 21	Buy 33_Day
2025/02/20	Buy_9day	Buy 9 vs 21	Buy 33_Day
2025/02/21	Buy_9day	Buy 9 vs 21	Buy 33_Day
2025/02/24	Buy_9day	Buy 9 vs 21	Buy 33_Day
2025/02/25	Buy_9day	Buy 9 vs 21	Buy 33_Day
2025/02/26	Buy_9day	Buy 9 vs 21	Buy 33_Day
2025/02/27	Buy_9day	Buy 9 vs 21	Buy 33_Day
2025/02/28	Buy_9day	Buy 9 vs 21	Buy 33_Day
2025/03/03	Buy_9day	Buy 9 vs 21	Buy 33_Day
2025/03/04	Buy_9day	Buy 9 vs 21	Buy 33_Day
2025/03/05	Buy_9day	Buy 9 vs 21	Buy 33_Day
2025/03/06	Buy_9day	Buy 9 vs 21	Buy 33_Day
2025/03/07	Buy_9day	Buy 9 vs 21	Buy 33_Day
2025/03/10	Buy_9day	Buy 9 vs 21	Buy 33_Day
2025/03/11	Buy_9day	Buy 9 vs 21	Buy 33_Day
2025/03/12	Buy_9day	Buy 9 vs 21	Buy 33_Day
2025/03/13	Buy_9day	Buy 9 vs 21	Buy 33_Day
2025/03/14	Sell_9day	Buy 9 vs 21	Buy 33_Day
2025/03/17	Buy_9day	Buy 9 vs 21	Buy 33_Day
2025/03/18	Sell_9day	Buy 9 vs 21	Buy 33_Day

Strategy Universe		Rel vs Europe SX50		Ascendant guidance		Research	Strategy_Open Date	2025/01/31	Caterpillar Guidance	Research	
										(+): Mom Days	0
										(-): Mom Days	0
										Guided: Factor	9 vs 21 day
										324_Buy Guidance	0.0%
										324_Sell Guidance	69.9%
										Mom_75 (days)	-2.9%
										9 vs 21 day	3.82%
										Price vs 9 day	-0.82%

— ABI.BRU

----- 21 per. Mov. Avg. (ABI.BRU)

— Linear (ABI.BRU)

— CSX5.LSE

----- 21 per. Mov. Avg. (CSX5.LSE)

— Linear (CSX5.LSE)



FIS.NYS

Follow the " 3day to 5day waiting period " before entering the trade : understand the Graph, Trend and Variables

FLT.NYS

Plan your enrty levels. Focus on the process not the outcome. Expect further short-term deviation from the trade signal. "Patience"

B Fidelity National Information Services

u Financial

y Financial Services

New York

Market Cap : (B)

46 342

Fleetcor

Financial

Financial Services

New York

Market Cap : (B)

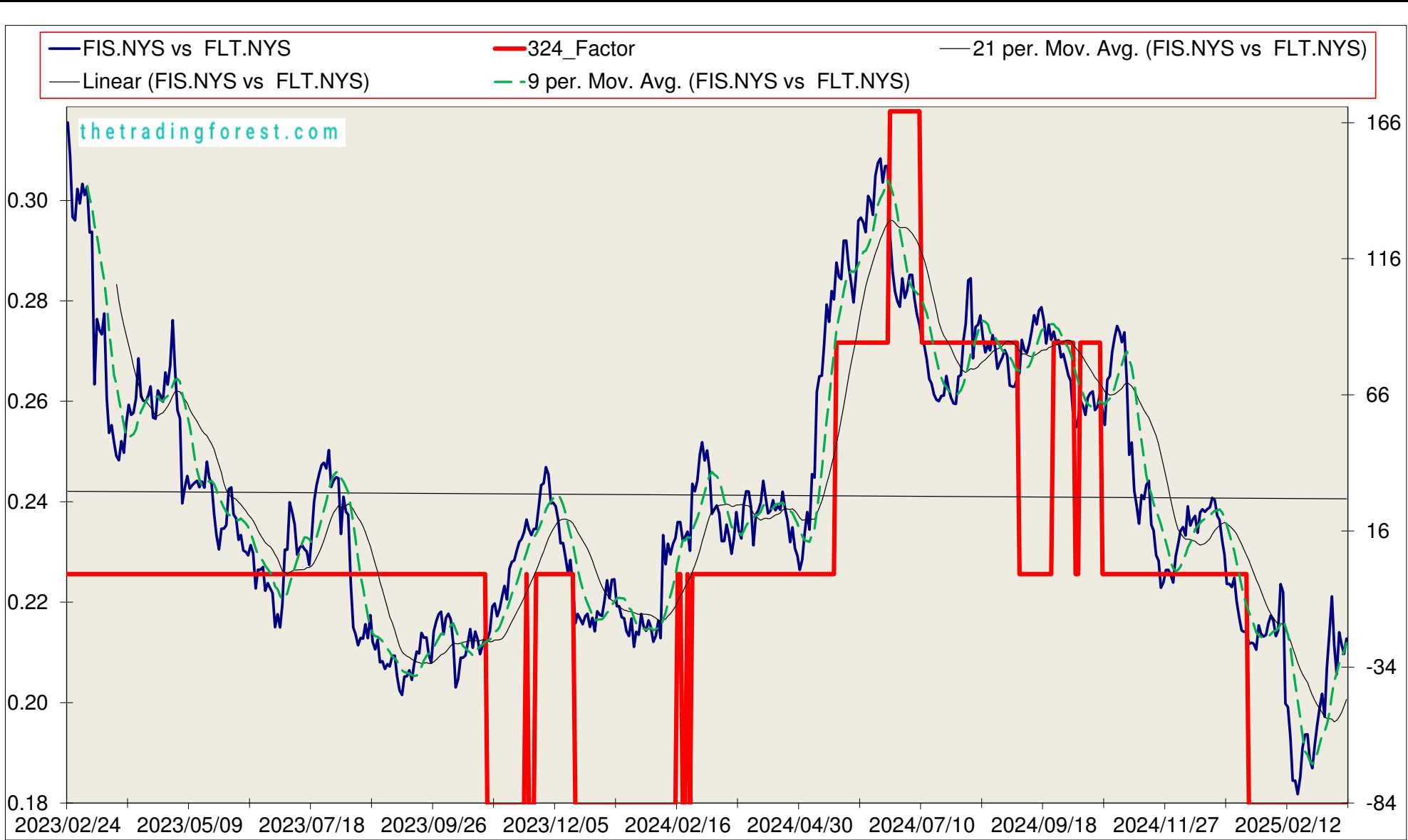
26 481

-1.822


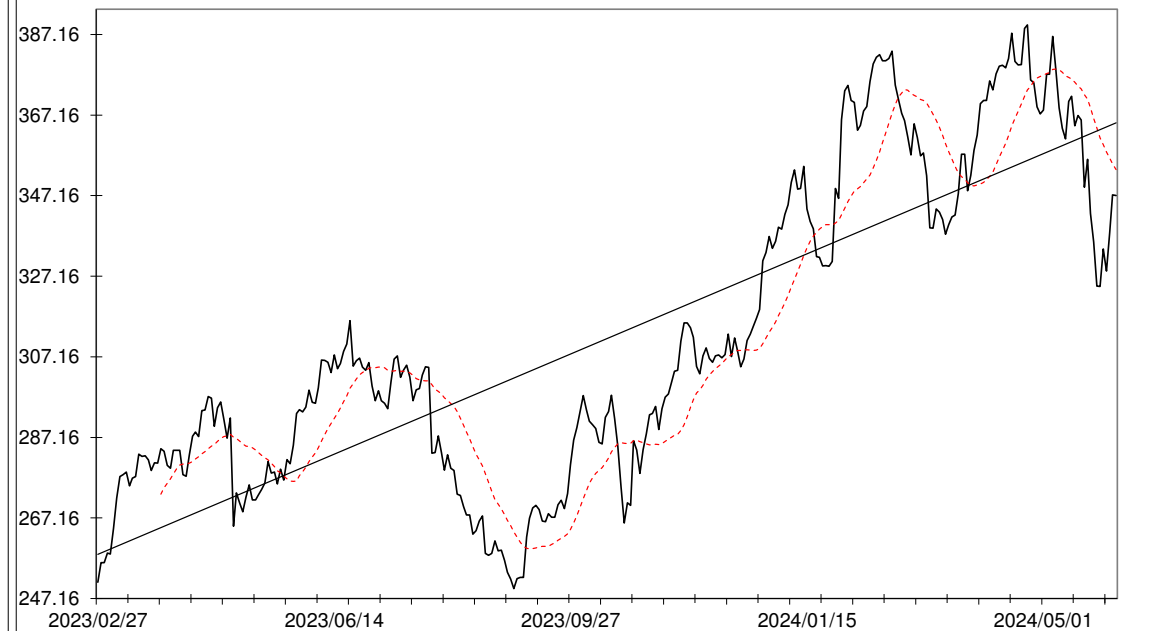

-11.165

6.126

Date	Price or Relative Price	Short_Term_ Radar	Medium_ Term_Radar	Caterpillar_ %	Wise_ Owl(Rnk)	324_Factor	Factor_324	Defcon _Index	Defcon _Index_Trade	Margin of Safety	75_Day_Mom	Trade_Rating (Guidance)	Trendsum
2025/01/22	0.210	No Trade	No Trade	68.26%	50	Research	-85	-97	Research Defcon Buy	-11.75%	-19.88%	B	-28
2025/01/23	0.210	No Trade	No Trade	69.37%	50	Research	-85	-97	Research Defcon Buy	-11.81%	-17.82%	B	-32
2025/01/24	0.209	No Trade	No Trade	73.18%	50	Research	-85	-98	Research Defcon Buy	-12.31%	-17.48%	B	-35
2025/01/27	0.214	No Trade	No Trade	60.91%	50	Research	-85	-95	Research Defcon Buy	-10.25%	-16.14%	B	-36
2025/01/28	0.212	Buy_Panda_ST	No Trade	64.90%	50	Research	-85	-96	Research Defcon Buy	-10.92%	-17.95%	B	-34
2025/01/29	0.212	Buy_Panda_ST	No Trade	66.30%	50	Research	-85	-96	Research Defcon Buy	-11.15%	-17.86%	B	-32
2025/01/30	0.212	Buy_Panda_ST	No Trade	65.48%	50	Research	-85	-96	Research Defcon Buy	-11.01%	-17.14%	B	-30
2025/01/31	0.214	Buy_Panda_ST	No Trade	59.72%	50	Research	-85	-95	Research Defcon Buy	-10.05%	-17.35%	B	-25
2025/02/03	0.216	Buy_Panda_ST	No Trade	57.96%	50	Research	-85	-94	Research Defcon Buy	-9.35%	-17.03%	B	-21
2025/02/04	0.215	Buy_Panda_ST	No Trade	62.36%	30	Research	-85	-95	Research Defcon Buy	-9.74%	-17.51%	C	-17
2025/02/05	0.212	No Trade	No Trade	70.77%	50	Research	-85	-96	Research Defcon Buy	-11.06%	-17.54%	B	-15
2025/02/06	0.213	No Trade	No Trade	68.55%	50	Research	-85	-96	Research Defcon Buy	-10.58%	-17.32%	B	-13
2025/02/07	0.222	No Trade	No Trade	43.33%	0	Research	-85	0	Absolutely no Trade	-6.69%	-14.61%	C	-10
2025/02/10	0.220	No Trade	No Trade	47.50%	0	Research	-85	0	Absolutely no Trade	-7.33%	-14.10%	C	-5
2025/02/11	0.198	No Trade	No Trade	100.00%	50	Research	-85	-100	Research Defcon Buy	-16.65%	-21.89%	A	-4
2025/02/12	0.198	No Trade	No Trade	100.00%	50	Research	-85	-100	Research Defcon Buy	-16.92%	-24.81%	A	-3
2025/02/13	0.191	No Trade	No Trade	100.00%	50	Research	-85	-100	Research Defcon Buy	-19.46%	-27.30%	A	-4
2025/02/14	0.183	No Trade	No Trade	100.00%	50	Research	-85	-100	Research Defcon Buy	-23.08%	-31.81%	A	-6
2025/02/17	0.183	No Trade	No Trade	99.89%	50	Research	-85	-100	Research Defcon Buy	-23.05%	-32.56%	A	-8
2025/02/18	0.180	No Trade	No Trade	100.00%	50	Research	-85	-100	Research Defcon Buy	-24.16%	-34.09%	A	-9
2025/02/19	0.184	No Trade	No Trade	94.11%	50	Research	-85	-98	Research Defcon Buy	-22.74%	-32.56%	B	-10
2025/02/20	0.189	No Trade	No Trade	84.01%	30	Research	-85	0	Absolutely no Trade	-20.30%	-29.93%	C	-11
2025/02/21	0.192	No Trade	No Trade	79.31%	30	Research	-85	0	Absolutely no Trade	-19.16%	-29.44%	C	-13
2025/02/24	0.192	Buy_Panda_ST	No Trade	79.10%	30	Research	-85	0	Absolutely no Trade	-19.11%	-26.62%	C	-13
2025/02/25	0.187	No Trade	No Trade	87.75%	50	Research	-85	-96	Research Defcon Buy	-21.20%	-24.48%	B	-9
2025/02/26	0.185	No Trade	No Trade	90.73%	50	Research	-85	-97	Research Defcon Buy	-21.92%	-25.92%	B	-7
2025/02/27	0.190	No Trade	No Trade	82.54%	0	Research	-85	0	Absolutely no Trade	-19.94%	-21.04%	C	-5
2025/02/28	0.194	No Trade	No Trade	75.94%	0	Research	-85	0	Absolutely no Trade	-18.35%	-18.51%	C	-2
2025/03/03	0.197	No Trade	No Trade	69.66%	0	Research	-85	0	Absolutely no Trade	-16.83%	-15.68%	C	2
2025/03/04	0.200	No Trade	No Trade	64.73%	0	Research	-85	0	Absolutely no Trade	-15.64%	-16.53%	C	4
2025/03/05	0.196	No Trade	No Trade	72.58%	0	Research	-85	0	Absolutely no Trade	-17.53%	-18.13%	C	7
2025/03/06	0.205	No Trade	No Trade	55.47%	0	Research	-85	0	Absolutely no Trade	-13.40%	-15.03%	C	10
2025/03/07	0.212	No Trade	No Trade	43.33%	0	Research	-85	0	Absolutely no Trade	-10.47%	-12.47%	C	11
2025/03/10	0.220	No Trade	No Trade	30.63%	0	Research	-85	0	Absolutely no Trade	-7.40%	-6.11%	C	13
2025/03/11	0.210	No Trade	No Trade	47.50%	0	Research	-85	0	Absolutely no Trade	-11.48%	-9.81%	C	17
2025/03/12	0.204	No Trade	No Trade	57.62%	0	Research	-85	0	Absolutely no Trade	-13.92%	-10.42%	C	19
2025/03/13	0.212	No Trade	No Trade	42.94%	0	Research	-85	0	Absolutely no Trade	-10.38%	-6.28%	C	20
2025/03/14	0.210	No Trade	No Trade	47.37%	0	Research	-85	0	Absolutely no Trade	-11.45%	-5.16%	C	18
2025/03/17	0.208	No Trade	No Trade	50.34%	0	Research	-85	0	Absolutely no Trade	-12.16%	-6.40%	C	17
2025/03/18	0.211	No Trade	No Trade	44.96%	0	Research	-85	0	Absolutely no Trade	-10.86%	-6.07%	C	13



Date	9 day	9 vs 21 day	33 day
2025/01/29	Buy_9day	Sell 9 vs 21	Sell 33_Day
2025/01/30	Buy_9day	Sell 9 vs 21	Sell 33_Day
2025/01/31	Buy_9day	Sell 9 vs 21	Sell 33_Day
2025/02/03	Buy_9day	Sell 9 vs 21	Sell 33_Day
2025/02/04	Buy_9day	Sell 9 vs 21	Sell 33_Day
2025/02/05	Sell_9day	Sell 9 vs 21	Sell 33_Day
2025/02/06	Sell_9day	Sell 9 vs 21	Sell 33_Day
2025/02/07	Buy_9day	Sell 9 vs 21	Buy 33_Day
2025/02/10	Buy_9day	Buy 9 vs 21	Sell 33_Day
2025/02/11	Sell_9day	Buy 9 vs 21	Sell 33_Day
2025/02/12	Sell_9day	Buy 9 vs 21	Sell 33_Day
2025/02/13	Sell_9day	Sell 9 vs 21	Sell 33_Day
2025/02/14	Sell_9day	Sell 9 vs 21	Sell 33_Day
2025/02/17	Sell_9day	Sell 9 vs 21	Sell 33_Day
2025/02/18	Sell_9day	Sell 9 vs 21	Sell 33_Day
2025/02/19	Sell_9day	Sell 9 vs 21	Sell 33_Day
2025/02/20	Sell_9day	Sell 9 vs 21	Sell 33_Day
2025/02/21	Buy_9day	Sell 9 vs 21	Sell 33_Day
2025/02/24	Buy_9day	Sell 9 vs 21	Sell 33_Day
2025/02/25	Buy_9day	Sell 9 vs 21	Sell 33_Day
2025/02/26	Sell_9day	Sell 9 vs 21	Sell 33_Day
2025/02/27	Buy_9day	Sell 9 vs 21	Sell 33_Day
2025/02/28	Buy_9day	Sell 9 vs 21	Sell 33_Day
2025/03/03	Buy_9day	Sell 9 vs 21	Sell 33_Day
2025/03/04	Buy_9day	Sell 9 vs 21	Sell 33_Day
2025/03/05	Buy_9day	Sell 9 vs 21	Sell 33_Day
2025/03/06	Buy_9day	Sell 9 vs 21	Buy 33_Day
2025/03/07	Buy_9day	Buy 9 vs 21	Buy 33_Day
2025/03/10	Buy_9day	Buy 9 vs 21	Buy 33_Day
2025/03/11	Buy_9day	Buy 9 vs 21	Buy 33_Day
2025/03/12	Sell_9day	Buy 9 vs 21	Buy 33_Day
2025/03/13	Buy_9day	Buy 9 vs 21	Buy 33_Day
2025/03/14	Buy_9day	Buy 9 vs 21	Buy 33_Day
2025/03/17	Sell_9day	Buy 9 vs 21	Buy 33_Day
2025/03/18	Buy_9day	Buy 9 vs 21	Buy 33_Day

Strategy Universe		Pairs_NYSE_Capital Markets		Ascendant guidance		Trade	Strategy_Open Date	2025/01/30	Caterpillar Guidance	Trade	
<div><div><div><div><div>FIS.NYS</div></div><div><div>21 per. Mov. Avg. (FIS.NYS)</div></div><div><div>Linear (FIS.NYS)</div></div></div></div><div></div></div> <td colspan="2"><div><div><div><div>FLT.NYS</div></div><div><div>21 per. Mov. Avg. (FLT.NYS)</div></div><div><div>Linear (FLT.NYS)</div></div></div></div><div></div><td colspan="2"><div>(+) : Mom Days0</div><div>(-) : Mom Days6</div><div>Guided : Factor9 vs 21 day</div><div>324_Buy Guidance82.8%</div><div>324_Sell Guidance0.0%</div><div>Mom_75 (days)-6.1%</div><div>9 vs 21 day5.67%</div><div>Price vs 9 day0.40%</div></td></td>		<div><div><div><div>FLT.NYS</div></div><div><div>21 per. Mov. Avg. (FLT.NYS)</div></div><div><div>Linear (FLT.NYS)</div></div></div></div> <div></div> <td colspan="2"><div>(+) : Mom Days0</div><div>(-) : Mom Days6</div><div>Guided : Factor9 vs 21 day</div><div>324_Buy Guidance82.8%</div><div>324_Sell Guidance0.0%</div><div>Mom_75 (days)-6.1%</div><div>9 vs 21 day5.67%</div><div>Price vs 9 day0.40%</div></td>		<div>(+) : Mom Days0</div> <div>(-) : Mom Days6</div> <div>Guided : Factor9 vs 21 day</div> <div>324_Buy Guidance82.8%</div> <div>324_Sell Guidance0.0%</div> <div>Mom_75 (days)-6.1%</div> <div>9 vs 21 day5.67%</div> <div>Price vs 9 day0.40%</div>							

REGN.NAS

BuY

Regeneron

Biotechnology

Biotechnology

New York

Market Cap : (B)

78 060

Follow the " 3day to 5day waiting period " before entering the trade : understand the Graph, Trend and Variables

QQQ.NAS

Invesco QQQ Trust, Series 1

Technology

ETF\_NYSE\_Price

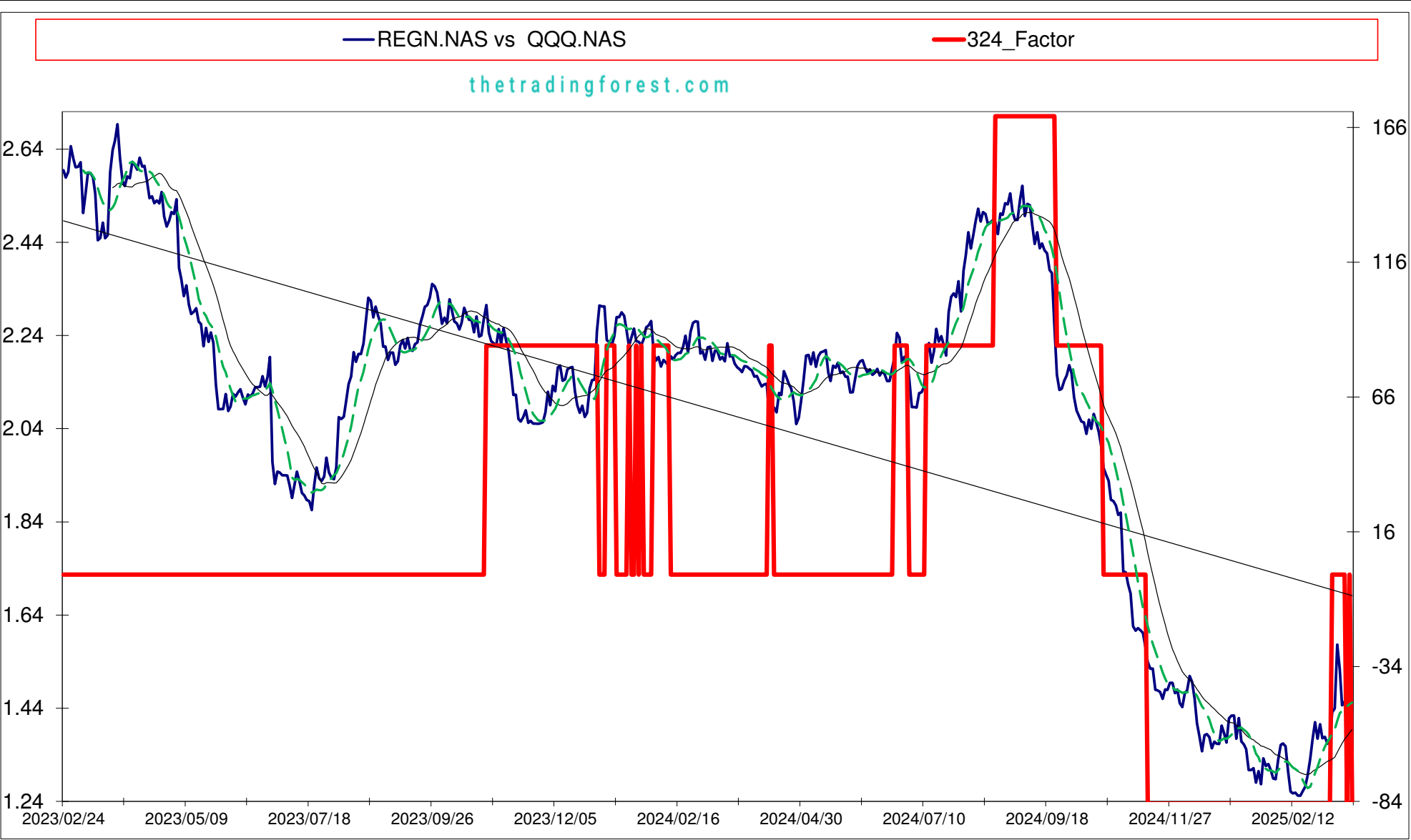
NYSE

Market Cap : (B)


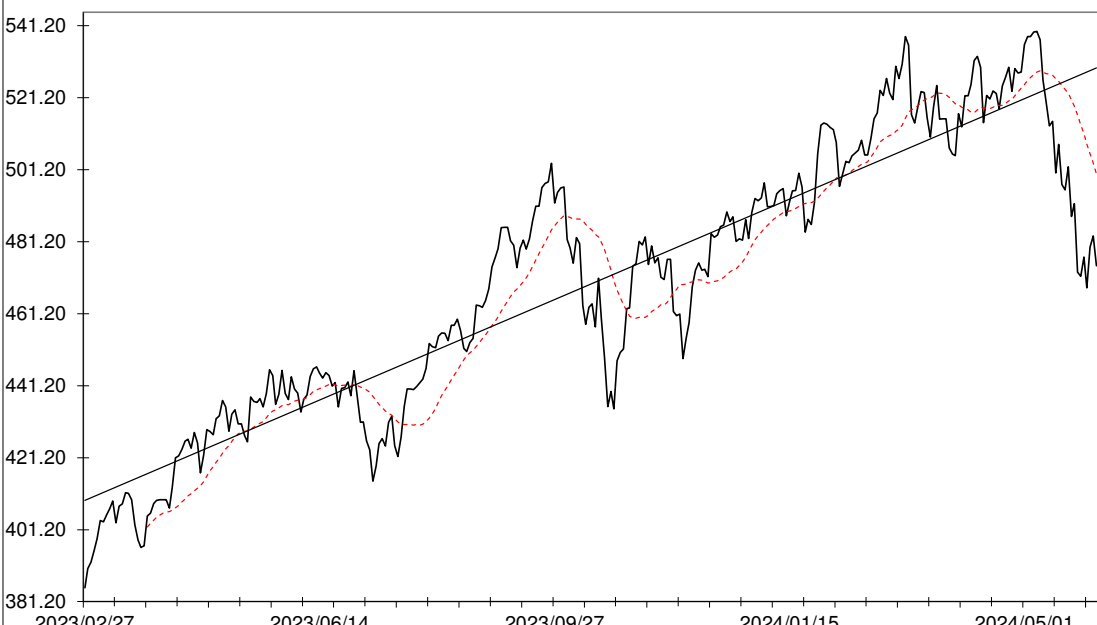
312 629

Plan your enrty levels. Focus on the process not the outcome. Expect further short-term deviation from the trade signal. "Patience"

-2.153														-155.506		72.227	
Date	Price or Relative Price	Short_Term_ Radar	Medium_ Term_Radar	Caterpillar_ %	Wise_ Owl(Rnk)	324_Factor	Factor_324	Defcon _Index	Defcon _Index_Trade	Margin of Safety	75_Day_Mom	Trade_Rating (Guidance)	Trendsum				
2025/01/22	1.279	No Trade	No Trade	100.00%	50	Research	-85	-100	Research Defcon Buy	-20.39%	-39.27%	A	-10				
2025/01/23	1.304	No Trade	No Trade	91.94%	50	Research	-85	-98	Research Defcon Buy	-18.74%	-37.25%	B	-14				
2025/01/24	1.276	No Trade	No Trade	100.00%	50	Research	-85	-100	Research Defcon Buy	-20.39%	-38.24%	A	-16				
2025/01/27	1.332	No Trade	No Trade	81.38%	50	Research	-85	-96	Research Defcon Buy	-16.60%	-35.19%	B	-17				
2025/01/28	1.315	No Trade	No Trade	85.86%	50	Research	-85	-97	Research Defcon Buy	-17.51%	-35.92%	B	-18				
2025/01/29	1.320	Buy_Panda_ST	No Trade	84.01%	50	Research	-85	-97	Research Defcon Buy	-17.13%	-34.94%	B	-17				
2025/01/30	1.306	Buy_Panda_ST	No Trade	87.67%	50	Research	-85	-98	Research Defcon Buy	-17.88%	-36.56%	B	-16				
2025/01/31	1.289	No Trade	No Trade	92.52%	50	Research	-85	-99	Research Defcon Buy	-18.87%	-36.80%	A	-16				
2025/02/03	1.287	No Trade	No Trade	91.39%	50	Research	-85	-99	Research Defcon Buy	-18.64%	-37.85%	A	-17				
2025/02/04	1.329	No Trade	No Trade	77.83%	50	Research	-85	-96	Research Defcon Buy	-15.87%	-35.27%	B	-16				
2025/02/05	1.360	Buy_Panda_ST	Buy_Panda_ST	67.54%	0	Research	-85	0	Absolutely no Trade	-13.77%	-33.05%	C	-12				
2025/02/06	1.363	No Trade	No Trade	66.03%	0	Research	-85	0	Absolutely no Trade	-13.47%	-31.95%	C	-10				
2025/02/07	1.358	No Trade	No Trade	67.24%	0	Research	-85	0	Absolutely no Trade	-13.71%	-30.55%	C	-9				
2025/02/10	1.304	No Trade	No Trade	82.23%	50	Research	-85	-98	Research Defcon Buy	-16.77%	-32.77%	B	-8				
2025/02/11	1.260	No Trade	No Trade	95.48%	50	Research	-85	-100	Research Defcon Buy	-19.47%	-34.62%	A	-9				
2025/02/12	1.257	No Trade	No Trade	96.14%	50	Research	-85	-100	Research Defcon Buy	-19.61%	-33.40%	A	-12				
2025/02/13	1.258	No Trade	No Trade	95.10%	50	Research	-85	-100	Research Defcon Buy	-19.39%	-33.20%	A	-14				
2025/02/14	1.252	No Trade	No Trade	96.62%	50	Research	-85	-100	Research Defcon Buy	-19.70%	-33.22%	A	-16				
2025/02/17	1.252	No Trade	No Trade	95.03%	50	Research	-85	-100	Research Defcon Buy	-19.38%	-32.49%	A	-19				
2025/02/18	1.261	No Trade	No Trade	91.64%	50	Research	-85	-99	Research Defcon Buy	-18.69%	-32.18%	A	-20				
2025/02/19	1.271	No Trade	No Trade	87.88%	50	Research	-85	-98	Research Defcon Buy	-17.92%	-26.64%	B	-22				
2025/02/20	1.296	Buy_Panda_ST	No Trade	79.51%	50	Research	-85	-96	Research Defcon Buy	-16.21%	-25.14%	B	-23				
2025/02/21	1.331	Buy_Panda_ST	Buy_Panda_ST	67.63%	0	Research	-85	0	Absolutely no Trade	-13.79%	-21.94%	C	-20				
2025/02/24	1.372	Buy_Panda_ST	Buy_Panda_ST	52.91%	0	Research	-85	0	Absolutely no Trade	-10.79%	-18.58%	C	-15				
2025/02/25	1.409	No Trade	No Trade	40.36%	0	Research	-85	0	Absolutely no Trade	-8.23%	-12.75%	C	-10				
2025/02/26	1.374	No Trade	No Trade	51.10%	0	Research	-85	0	Absolutely no Trade	-10.42%	-14.43%	C	-6				
2025/02/27	1.405	No Trade	No Trade	40.60%	0	Research	-85	0	Absolutely no Trade	-8.28%	-12.81%	C	-2				
2025/02/28	1.375	No Trade	No Trade	49.54%	0	Research	-85	0	Absolutely no Trade	-10.10%	-14.43%	C	2				
2025/03/03	1.378	No Trade	No Trade	46.80%	0	Research	-85	0	Absolutely no Trade	-9.54%	-13.92%	C	2				
2025/03/04	1.363	No Trade	No Trade	50.94%	0	Research	-85	0	Absolutely no Trade	-10.39%	-13.19%	C	2				
2025/03/05	1.369	No Trade	No Trade	48.50%	0	Research	-85	0	Absolutely no Trade	-9.89%	-11.02%	C	1				
2025/03/06	1.431	No Trade	No Trade	27.90%	0	Absolutely No	0	0	Absolutely no Trade	-5.69%	-6.13%	C	1				
2025/03/07	1.439	No Trade	No Trade	24.67%	0	Absolutely No	0	0	Absolutely no Trade	-5.03%	-5.60%	C	2				
2025/03/10	1.576	No Trade	No Trade	12.79%	0	Absolutely No	0	64	Absolutely no Trade	4.44%	6.53%	C	3				
2025/03/11	1.523	No Trade	No Trade	3.12%	0	Absolutely No	0	62	Absolutely no Trade	1.08%	3.08%	C	6				
2025/03/12	1.446	No Trade	No Trade	19.12%	0	Absolutely No	0	0	Absolutely no Trade	-3.90%	-1.94%	C	8				
2025/03/13	1.453	No Trade	No Trade	16.01%	0	Absolutely No	0	0	Absolutely no Trade	-3.27%	-0.40%	C	11				
2025/03/14	1.390	No Trade	No Trade	35.92%	0	Research	-85	0	Absolutely no Trade	-7.33%	-6.03%	C	10				
2025/03/17	1.405	No Trade	No Trade	29.10%	0	Absolutely No	0	0	Absolutely no Trade	-5.93%	-4.96%	C	8				
2025/03/18	1.401	No Trade	No Trade	29.76%	0	Research	-85	0	Absolutely no Trade	-6.07%	-6.20%	C	5				



9 day	9 day	9 vs 21 day	33 day
2025/01/29	Buy_9day	Sell 9 vs 21	Sell 33_Day
2025/01/30	Buy_9day	Sell 9 vs 21	Sell 33_Day
2025/01/31	Sell_9day	Sell 9 vs 21	Sell 33_Day
2025/02/03	Sell_9day	Sell 9 vs 21	Sell 33_Day
2025/02/04	Buy_9day	Sell 9 vs 21	Sell 33_Day
2025/02/05	Buy_9day	Sell 9 vs 21	Buy 33_Day
2025/02/06	Buy_9day	Sell 9 vs 21	Buy 33_Day
2025/02/07	Buy_9day	Sell 9 vs 21	Buy 33_Day
2025/02/10	Sell_9day	Sell 9 vs 21	Sell 33_Day
2025/02/11	Sell_9day	Sell 9 vs 21	Sell 33_Day
2025/02/12	Sell_9day	Sell 9 vs 21	Sell 33_Day
2025/02/13	Sell_9day	Buy 9 vs 21	Sell 33_Day
2025/02/14	Sell_9day	Buy 9 vs 21	Sell 33_Day
2025/02/17	Sell_9day	Sell 9 vs 21	Sell 33_Day
2025/02/18	Sell_9day	Sell 9 vs 21	Sell 33_Day
2025/02/19	Sell_9day	Sell 9 vs 21	Sell 33_Day
2025/02/20	Buy_9day	Sell 9 vs 21	Sell 33_Day
2025/02/21	Buy_9day	Sell 9 vs 21	Buy 33_Day
2025/02/24	Buy_9day	Sell 9 vs 21	Buy 33_Day
2025/02/25	Buy_9day	Sell 9 vs 21	Buy 33_Day
2025/02/26	Buy_9day	Buy 9 vs 21	Buy 33_Day
2025/02/27	Buy_9day	Buy 9 vs 21	Buy 33_Day
2025/02/28	Buy_9day	Buy 9 vs 21	Buy 33_Day
2025/03/03	Buy_9day	Buy 9 vs 21	Buy 33_Day
2025/03/04	Sell_9day	Buy 9 vs 21	Buy 33_Day
2025/03/05	Sell_9day	Buy 9 vs 21	Buy 33_Day
2025/03/06	Buy_9day	Buy 9 vs 21	Buy 33_Day
2025/03/07	Buy_9day	Buy 9 vs 21	Buy 33_Day
2025/03/10	Buy_9day	Buy 9 vs 21	Buy 33_Day
2025/03/11	Buy_9day	Buy 9 vs 21	Buy 33_Day
2025/03/12	Buy_9day	Buy 9 vs 21	Buy 33_Day
2025/03/13	Buy_9day	Buy 9 vs 21	Buy 33_Day
2025/03/14	Sell_9day	Buy 9 vs 21	Buy 33_Day
2025/03/17	Sell_9day	Buy 9 vs 21	Buy 33_Day
2025/03/18	Sell_9day	Buy 9 vs 21	Buy 33_Day

Strategy Universe		Rel vs Nasdaq 100		Ascendant guidance		Apply Caution		Strategy_Open Date		2025/01/30		Caterpillar Guidance		Trade			
<div><div><p>— REGN.NAS      - - - 21 per. Mov. Avg. (REGN.NAS)      — Linear (REGN.NAS)</p></div></div>		<div><div><p>— QQQ.NAS      - - - 21 per. Mov. Avg. (QQQ.NAS)      — Linear (QQQ.NAS)</p></div></div>												(+) : Mom Days		0	
														(-) : Mom Days		0	
														Guided : Factor		9 vs 21 day	
														324_Buy Guidance		88.1%	
														324_Sell Guidance		0.0%	
														Mom_75 (days)		-6.2%	
														9 vs 21 day		4.15%	
														Price vs 9 day		-3.46%	



NN.AMS

B  
u  
y

Nn Group Nv

Financials

Nonlife Insurance

Netherlands

Market Cap : (B)

12 229

SREN.SWX

Swiss Re Ag

Financials

Nonlife Insurance

Switzerland

Market Cap : (B)

37 259

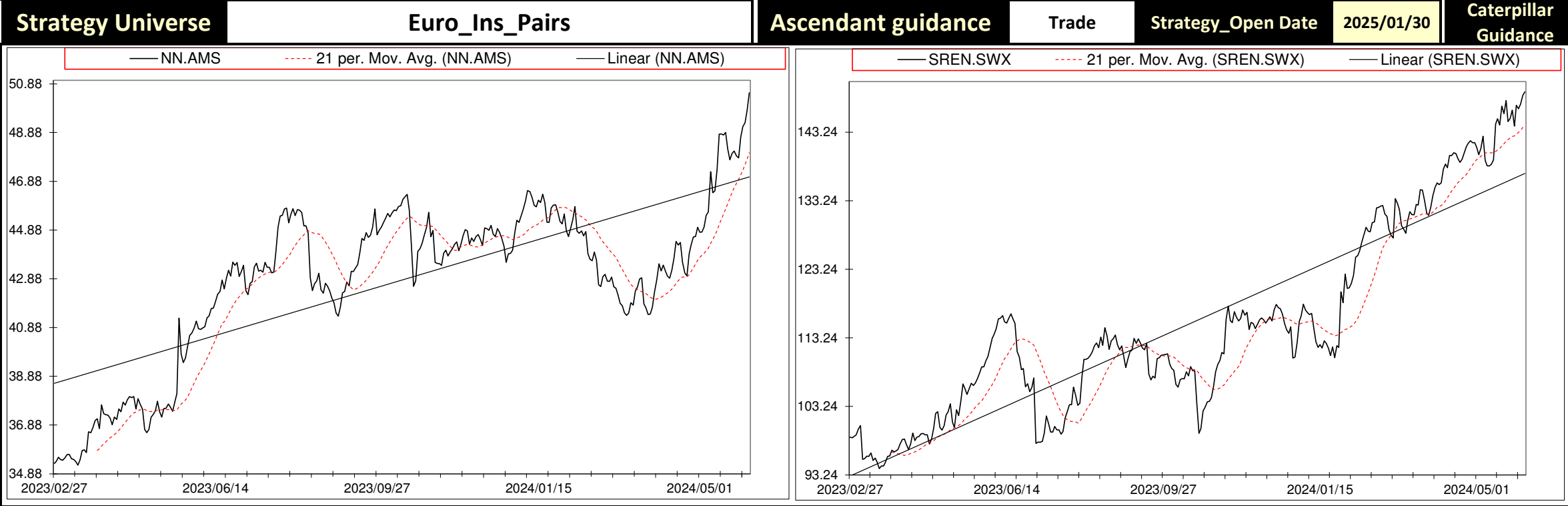
Follow the " 3day to 5day waiting period " before entering the trade : understand the Graph, Trend and Variables

Plan your enrty levels. Focus on the process not the outcome. Expect further short-term deviation from the trade signal. "Patience"

Date	Price or Relative Price	Short_Term_ Radar	Medium_ Term_Radar	Caterpillar_ %	Wise_ Owl(Rnk)	324_Factor	Factor_324	Defcon _Index	Defcon _Index_Trade	Margin of Safety	75_Day_Mom	Trade_Rating (Guidance)	Trendsum
2025/01/22	0.313	No Trade	No Trade	40.66%	50	Research	-85	-97	Research Defcon Buy	-10.97%	-18.06%	B	6
2025/01/23	0.310	No Trade	No Trade	43.92%	50	Research	-85	-98	Research Defcon Buy	-11.85%	-18.87%	B	2
2025/01/24	0.311	No Trade	No Trade	43.11%	50	Research	-85	-98	Research Defcon Buy	-11.63%	-21.96%	B	-2
2025/01/27	0.309	No Trade	No Trade	44.48%	50	Research	-85	-98	Research Defcon Buy	-12.00%	-22.49%	B	-7
2025/01/28	0.313	No Trade	No Trade	40.66%	50	Research	-85	-97	Research Defcon Buy	-10.97%	-21.39%	B	-10
2025/01/29	0.317	No Trade	No Trade	36.28%	50	Research	-85	-96	Research Defcon Buy	-9.79%	-19.12%	B	-12
2025/01/30	0.316	Buy_Panda_ST	Buy_Panda_ST	36.93%	50	Research	-85	-96	Research Defcon Buy	-9.97%	-18.59%	B	-13
2025/01/31	0.318	Buy_Panda_ST	Buy_Panda_ST	34.30%	50	Research	-85	-95	Research Defcon Buy	-9.25%	-17.28%	B	-13
2025/02/03	0.314	No Trade	No Trade	38.76%	50	Research	-85	-97	Research Defcon Buy	-10.46%	-19.53%	B	-8
2025/02/04	0.309	No Trade	No Trade	43.13%	50	Research	-85	-98	Research Defcon Buy	-11.64%	-21.46%	B	-5
2025/02/05	0.307	No Trade	No Trade	46.06%	50	Research	-85	-99	Research Defcon Buy	-12.43%	-23.09%	B	-5
2025/02/06	0.311	No Trade	No Trade	41.33%	50	Research	-85	-97	Research Defcon Buy	-11.15%	-21.81%	B	-8
2025/02/07	0.313	No Trade	No Trade	39.38%	50	Research	-85	-97	Research Defcon Buy	-10.63%	-22.44%	B	-12
2025/02/10	0.314	No Trade	No Trade	37.59%	50	Research	-85	-96	Research Defcon Buy	-10.14%	-22.92%	B	-14
2025/02/11	0.315	Buy_Panda_ST	Buy_Panda_ST	36.61%	50	Research	-85	-96	Research Defcon Buy	-9.88%	-23.17%	B	-17
2025/02/12	0.318	Buy_Panda_ST	Buy_Panda_ST	35.81%	50	Research	-85	-95	Research Defcon Buy	-9.08%	-22.69%	B	-17
2025/02/13	0.318	Buy_Panda_ST	Buy_Panda_ST	37.28%	50	Research	-85	-95	Research Defcon Buy	-9.03%	-22.87%	B	-14
2025/02/14	0.320	No Trade	No Trade	34.11%	30	Research	-85	-94	Research Defcon Buy	-8.26%	-22.10%	C	-10
2025/02/17	0.319	No Trade	No Trade	34.56%	30	Research	-85	-94	Research Defcon Buy	-8.37%	-21.98%	C	-4
2025/02/18	0.319	No Trade	No Trade	35.07%	30	Research	-85	-95	Research Defcon Buy	-8.49%	-21.21%	C	1
2025/02/19	0.328	No Trade	No Trade	24.23%	0	Absolutely No	0	0	Absolutely no Trade	-5.87%	-19.72%	C	6
2025/02/20	0.342	No Trade	No Trade	7.69%	0	Absolutely No	0	0	Absolutely no Trade	-1.86%	-16.50%	C	10
2025/02/21	0.336	No Trade	No Trade	14.77%	0	Absolutely No	0	0	Absolutely no Trade	-3.58%	-19.32%	C	12
2025/02/24	0.336	No Trade	No Trade	14.36%	0	Absolutely No	0	0	Absolutely no Trade	-3.48%	-18.07%	C	11
2025/02/25	0.340	No Trade	No Trade	8.65%	0	Absolutely No	0	0	Absolutely no Trade	-2.09%	-16.55%	C	10
2025/02/26	0.338	No Trade	No Trade	11.26%	0	Absolutely No	0	0	Absolutely no Trade	-2.73%	-10.39%	C	8
2025/02/27	0.336	No Trade	No Trade	13.10%	0	Absolutely No	0	0	Absolutely no Trade	-3.17%	-11.83%	C	9
2025/02/28	0.338	No Trade	No Trade	10.79%	0	Absolutely No	0	0	Absolutely no Trade	-2.61%	-9.01%	C	10
2025/03/03	0.332	No Trade	No Trade	17.06%	0	Absolutely No	0	0	Absolutely no Trade	-4.13%	-10.71%	C	11
2025/03/04	0.330	No Trade	No Trade	19.48%	0	Absolutely No	0	0	Absolutely no Trade	-4.72%	-10.76%	C	9
2025/03/05	0.323	No Trade	No Trade	27.93%	0	Research	-85	0	Absolutely no Trade	-6.76%	-12.90%	C	7
2025/03/06	0.332	No Trade	No Trade	17.62%	0	Absolutely No	0	0	Absolutely no Trade	-4.27%	-10.45%	C	3
2025/03/07	0.331	No Trade	No Trade	17.79%	0	Absolutely No	0	0	Absolutely no Trade	-4.31%	-9.66%	C	0
2025/03/10	0.327	No Trade	No Trade	22.22%	0	Absolutely No	0	0	Absolutely no Trade	-5.38%	-8.58%	C	-4
2025/03/11	0.332	No Trade	No Trade	16.66%	0	Absolutely No	0	0	Absolutely no Trade	-4.00%	-6.57%	C	-6
2025/03/12	0.331	No Trade	No Trade	25.10%	0	Absolutely No	0	0	Absolutely no Trade	-4.23%	-6.12%	C	-7
2025/03/13	0.335	No Trade	No Trade	22.36%	0	Absolutely No	0	79	Absolutely no Trade	-3.01%	-3.71%	C	-4
2025/03/14	0.334	No Trade	No Trade	23.32%	0	Absolutely No	0	78	Absolutely no Trade	-3.14%	-3.46%	C	0
2025/03/17	0.335	No Trade	No Trade	22.57%	0	Absolutely No	0	79	Absolutely no Trade	-2.84%	-1.68%	C	4
2025/03/18	0.339	No Trade	No Trade	13.99%	0	Absolutely No	0	80	Research Defon Sell	-1.76%	-0.18%	C	8



Date	9 day	9 vs 21 day	33 day
2025/01/29	Buy_9day	Sell 9 vs 21	Sell 33_Day
2025/01/30	Buy_9day	Sell 9 vs 21	Sell 33_Day
2025/01/31	Buy_9day	Sell 9 vs 21	Buy 33_Day
2025/02/03	Buy_9day	Sell 9 vs 21	Sell 33_Day
2025/02/04	Sell_9day	Sell 9 vs 21	Sell 33_Day
2025/02/05	Sell_9day	Sell 9 vs 21	Sell 33_Day
2025/02/06	Sell_9day	Sell 9 vs 21	Sell 33_Day
2025/02/07	Sell_9day	Sell 9 vs 21	Sell 33_Day
2025/02/10	Buy_9day	Sell 9 vs 21	Sell 33_Day
2025/02/11	Buy_9day	Sell 9 vs 21	Sell 33_Day
2025/02/12	Buy_9day	Sell 9 vs 21	Buy 33_Day
2025/02/13	Buy_9day	Sell 9 vs 21	Buy 33_Day
2025/02/14	Buy_9day	Sell 9 vs 21	Buy 33_Day
2025/02/17	Buy_9day	Buy 9 vs 21	Buy 33_Day
2025/02/18	Buy_9day	Buy 9 vs 21	Buy 33_Day
2025/02/19	Buy_9day	Buy 9 vs 21	Buy 33_Day
2025/02/20	Buy_9day	Buy 9 vs 21	Buy 33_Day
2025/02/21	Buy_9day	Buy 9 vs 21	Buy 33_Day
2025/02/24	Buy_9day	Buy 9 vs 21	Buy 33_Day
2025/02/25	Buy_9day	Buy 9 vs 21	Buy 33_Day
2025/02/26	Buy_9day	Buy 9 vs 21	Buy 33_Day
2025/02/27	Buy_9day	Buy 9 vs 21	Buy 33_Day
2025/02/28	Buy_9day	Buy 9 vs 21	Buy 33_Day
2025/03/03	Sell_9day	Buy 9 vs 21	Buy 33_Day
2025/03/04	Sell_9day	Buy 9 vs 21	Buy 33_Day
2025/03/05	Sell_9day	Buy 9 vs 21	Buy 33_Day
2025/03/06	Sell_9day	Buy 9 vs 21	Buy 33_Day
2025/03/07	Sell_9day	Buy 9 vs 21	Buy 33_Day
2025/03/10	Sell_9day	Buy 9 vs 21	Buy 33_Day
2025/03/11	Buy_9day	Buy 9 vs 21	Buy 33_Day
2025/03/12	Buy_9day	Buy 9 vs 21	Buy 33_Day
2025/03/13	Buy_9day	Sell 9 vs 21	Buy 33_Day
2025/03/14	Buy_9day	Sell 9 vs 21	Buy 33_Day
2025/03/17	Buy_9day	Sell 9 vs 21	Buy 33_Day
2025/03/18	Buy_9day	Sell 9 vs 21	Buy 33_Day



Caterpillar Guidance	Research
(+) : Mom Days	0
(-) : Mom Days	0
Guided : Factor	9 vs 21 day
324_Buy Guidance	86.9%
324_Sell Guidance	0.0%
Mom_75 (days)	-0.2%
9 vs 21 day	-0.04%
Price vs 9 day	1.74%

TEF.MAD

Follow the " 3day to 5day waiting period " before entering the trade : understand the Graph, Trend and Variables

EXV2.ETR

Plan your enrty levels. Focus on the process not the outcome. Expect further short-term deviation from the trade signal. "Patience"

B Telefonica S.A  
u Communication  
y Telecommunication

Spain

Market Cap : (B)

24 241

iShares : Telecommunications : - (EUR Listing)

Europe ETF : Sector

ETF\_Europe\_

Europe

Market Cap : (B)

#VALUE!

-2.068

-35.940

17.383

Date	Price or Relative Price	Short_Term_ Radar	Medium_ Term_Radar	Caterpillar_ %	Wise_ Owl(Rnk)	324_Factor	Factor_324	Defcon _Index	Defcon _Index_Trade	Margin of Safety	75_Day_Mom	Trade_Rating (Guidance)	Trendsum
2025/01/22	0.171	No Trade	No Trade	75.81%	50	Research	-85	-100	Research Defcon Buy	-8.16%	-14.54%	C	-39
2025/01/23	0.170	No Trade	No Trade	80.94%	50	Research	-85	-100	Research Defcon Buy	-8.71%	-15.58%	A	-41
2025/01/24	0.174	No Trade	No Trade	59.14%	50	Research	-85	-97	Research Defcon Buy	-6.37%	-13.56%	C	-42
2025/01/27	0.174	No Trade	No Trade	57.08%	50	Research	-85	-97	Research Defcon Buy	-6.14%	-13.68%	C	-43
2025/01/28	0.175	Buy_Panda_ST	No Trade	53.88%	30	Absolutely No	0	-97	Research Defcon Buy	-5.80%	-13.35%	C	-42
2025/01/29	0.174	Buy_Panda_ST	No Trade	59.98%	50	Research	-85	-98	Research Defcon Buy	-6.46%	-13.60%	C	-42
2025/01/30	0.173	Buy_Panda_ST	No Trade	61.85%	50	Research	-85	-98	Research Defcon Buy	-6.66%	-13.80%	C	-39
2025/01/31	0.173	No Trade	No Trade	63.39%	50	Research	-85	-98	Research Defcon Buy	-6.82%	-13.51%	C	-35
2025/02/03	0.173	No Trade	No Trade	62.41%	50	Research	-85	-98	Research Defcon Buy	-6.72%	-12.98%	C	-33
2025/02/04	0.173	No Trade	No Trade	62.58%	50	Research	-85	-98	Research Defcon Buy	-6.74%	-14.55%	C	-31
2025/02/05	0.173	No Trade	No Trade	59.77%	50	Research	-85	-98	Research Defcon Buy	-6.43%	-13.85%	C	-30
2025/02/06	0.175	No Trade	No Trade	51.89%	0	Absolutely No	0	-97	Research Defcon Buy	-5.59%	-11.58%	C	-30
2025/02/07	0.177	Buy_Panda_ST	Buy_Panda_ST	42.01%	0	Absolutely No	0	-96	Research Defcon Buy	-4.52%	-10.63%	C	-27
2025/02/10	0.176	Buy_Panda_ST	Buy_Panda_ST	42.08%	0	Absolutely No	0	-96	Research Defcon Buy	-4.53%	-10.70%	C	-25
2025/02/11	0.178	Buy_Panda_ST	Buy_Panda_ST	33.31%	0	Absolutely No	0	-95	Research Defcon Buy	-3.59%	-9.50%	C	-21
2025/02/12	0.178	Buy_Panda_ST	Buy_Panda_ST	32.06%	0	Absolutely No	0	-95	Research Defcon Buy	-3.45%	-8.59%	C	-15
2025/02/13	0.178	No Trade	No Trade	30.70%	0	Absolutely No	0	0	Absolutely no Trade	-3.30%	-8.17%	C	-9
2025/02/14	0.177	No Trade	No Trade	39.94%	0	Absolutely No	0	-96	Research Defcon Buy	-4.30%	-9.22%	C	-3
2025/02/17	0.176	No Trade	No Trade	39.14%	0	Absolutely No	0	-96	Research Defcon Buy	-4.21%	-9.51%	C	1
2025/02/18	0.176	No Trade	No Trade	42.96%	0	Absolutely No	0	-97	Research Defcon Buy	-4.62%	-10.45%	C	4
2025/02/19	0.174	No Trade	No Trade	49.46%	0	Absolutely No	0	-97	Research Defcon Buy	-5.32%	-11.77%	C	3
2025/02/20	0.175	No Trade	No Trade	44.00%	0	Absolutely No	0	-97	Research Defcon Buy	-4.74%	-10.80%	C	-1
2025/02/21	0.176	No Trade	No Trade	40.81%	0	Absolutely No	0	-96	Research Defcon Buy	-4.39%	-10.92%	C	-5
2025/02/24	0.177	No Trade	No Trade	32.59%	0	Absolutely No	0	-96	Research Defcon Buy	-3.51%	-9.84%	C	-6
2025/02/25	0.178	No Trade	No Trade	29.39%	0	Absolutely No	0	-95	Research Defcon Buy	-3.16%	-9.21%	C	-7
2025/02/26	0.180	No Trade	No Trade	17.31%	0	Absolutely No	0	0	Absolutely no Trade	-1.86%	-6.67%	C	-3
2025/02/27	0.178	No Trade	No Trade	25.78%	0	Absolutely No	0	0	Absolutely no Trade	-2.78%	-7.77%	C	1
2025/02/28	0.177	No Trade	No Trade	31.23%	0	Absolutely No	0	-96	Research Defcon Buy	-3.36%	-6.07%	C	5
2025/03/03	0.173	No Trade	No Trade	52.67%	0	Absolutely No	0	-98	Research Defcon Buy	-5.67%	-9.35%	C	6
2025/03/04	0.172	No Trade	No Trade	55.06%	0	Absolutely No	0	-98	Research Defcon Buy	-5.93%	-9.47%	C	4
2025/03/05	0.172	No Trade	No Trade	55.92%	0	Absolutely No	0	-99	Research Defcon Buy	-6.02%	-9.56%	C	2
2025/03/06	0.175	No Trade	No Trade	40.93%	0	Absolutely No	0	-97	Research Defcon Buy	-4.41%	-9.67%	C	-2
2025/03/07	0.174	No Trade	No Trade	46.03%	0	Absolutely No	0	-98	Research Defcon Buy	-4.95%	-11.28%	C	-7
2025/03/10	0.174	No Trade	No Trade	42.95%	0	Absolutely No	0	-97	Research Defcon Buy	-4.62%	-12.06%	C	-11
2025/03/11	0.178	No Trade	No Trade	24.09%	0	Absolutely No	0	-95	Research Defcon Buy	-2.59%	-9.98%	C	-14
2025/03/12	0.178	No Trade	No Trade	26.12%	0	Absolutely No	0	-95	Research Defcon Buy	-2.81%	-9.18%	C	-10
2025/03/13	0.180	No Trade	No Trade	11.48%	0	Absolutely No	0	0	Absolutely no Trade	-1.24%	-7.06%	C	-5
2025/03/14	0.180	No Trade	No Trade	14.75%	0	Absolutely No	0	0	Absolutely no Trade	-1.59%	-7.04%	C	0
2025/03/17	0.179	No Trade	No Trade	15.48%	0	Absolutely No	0	0	Absolutely no Trade	-1.67%	-7.00%	C	4
2025/03/18	0.179	No Trade	No Trade	16.44%	0	Absolutely No	0	0	Absolutely no Trade	-1.77%	-7.56%	C	7





FIS.NYS

B  
u  
y

Fidelity National Information Services  
Financial  
Financial Services

New York

Market Cap : (B)

46 342

RJF.NYS

Raymond James  
Financial  
Capital Markets

New York

Market Cap : (B)

33 581

Follow the " 3day to 5day waiting period " before entering the trade : understand the Graph, Trend and Variables

Plan your enrty levels. Focus on the process not the outcome. Expect further short-term deviation from the trade signal. "Patience"

Date	Price or Relative Price	Short_Term_ Radar	Medium_ Term_Radar	Caterpillar_ %	Wise_ Owl(Rnk)	324_Factor	Factor_324	Defcon _Index	Defcon _Index_Trade	Margin of Safety	75_Day_Mom	Trade_Rating (Guidance)	Trendsum
2025/01/22	0.461	No Trade	No Trade	93.33%	50	Research	-85	-100	Research Defcon Buy	-17.48%	-31.40%	A	-21
2025/01/23	0.462	No Trade	No Trade	91.63%	50	Research	-85	-100	Research Defcon Buy	-17.16%	-30.57%	A	-25
2025/01/24	0.459	No Trade	No Trade	94.66%	50	Research	-85	-100	Research Defcon Buy	-17.73%	-31.75%	A	-28
2025/01/27	0.479	No Trade	No Trade	75.17%	50	Research	-85	-96	Research Defcon Buy	-14.08%	-30.36%	B	-31
2025/01/28	0.469	Buy_Panda_ST	No Trade	85.06%	50	Research	-85	-98	Research Defcon Buy	-15.93%	-30.41%	B	-30
2025/01/29	0.469	Buy_Panda_ST	No Trade	84.74%	50	Research	-85	-98	Research Defcon Buy	-15.87%	-31.31%	B	-27
2025/01/30	0.481	Buy_Panda_ST	No Trade	72.94%	50	Research	-85	-95	Research Defcon Buy	-13.66%	-27.95%	B	-24
2025/01/31	0.484	Buy_Panda_ST	Buy_Panda_ST	70.38%	0	Research	-85	0	Absolutely no Trade	-13.18%	-28.31%	C	-19
2025/02/03	0.493	Buy_Panda_ST	Buy_Panda_ST	60.71%	0	Research	-85	0	Absolutely no Trade	-11.37%	-26.24%	C	-16
2025/02/04	0.495	Buy_Panda_ST	Buy_Panda_ST	58.91%	0	Research	-85	0	Absolutely no Trade	-11.04%	-24.94%	C	-13
2025/02/05	0.496	No Trade	No Trade	57.45%	0	Research	-85	0	Absolutely no Trade	-10.76%	-23.72%	C	-9
2025/02/06	0.492	No Trade	No Trade	61.76%	0	Research	-85	0	Absolutely no Trade	-11.57%	-25.09%	C	-4
2025/02/07	0.498	No Trade	No Trade	58.70%	0	Research	-85	0	Absolutely no Trade	-10.41%	-24.43%	C	0
2025/02/10	0.509	No Trade	No Trade	47.52%	0	Research	-85	0	Absolutely no Trade	-8.43%	-22.57%	C	4
2025/02/11	0.449	No Trade	No Trade	100.00%	50	Research	-85	-100	Research Defcon Buy	-19.20%	-31.40%	A	6
2025/02/12	0.451	No Trade	No Trade	98.45%	50	Research	-85	-100	Research Defcon Buy	-18.90%	-26.48%	A	6
2025/02/13	0.440	No Trade	No Trade	100.00%	50	Research	-85	-100	Research Defcon Buy	-20.82%	-28.98%	A	6
2025/02/14	0.432	No Trade	No Trade	100.00%	50	Research	-85	-100	Research Defcon Buy	-22.28%	-29.64%	A	4
2025/02/17	0.432	No Trade	No Trade	99.77%	50	Research	-85	-100	Research Defcon Buy	-22.23%	-28.55%	A	1
2025/02/18	0.433	No Trade	No Trade	98.56%	50	Research	-85	-100	Research Defcon Buy	-21.96%	-28.87%	A	-3
2025/02/19	0.435	No Trade	No Trade	96.81%	50	Research	-85	-99	Research Defcon Buy	-21.57%	-28.14%	A	-7
2025/02/20	0.450	No Trade	No Trade	84.25%	50	Research	-85	-96	Research Defcon Buy	-18.77%	-27.05%	B	-8
2025/02/21	0.461	No Trade	No Trade	75.67%	0	Research	-85	0	Absolutely no Trade	-16.86%	-25.31%	C	-7
2025/02/24	0.457	No Trade	No Trade	78.33%	0	Research	-85	0	Absolutely no Trade	-17.45%	-22.63%	C	-4
2025/02/25	0.459	No Trade	No Trade	76.75%	0	Research	-85	0	Absolutely no Trade	-17.10%	-14.58%	C	-1
2025/02/26	0.455	No Trade	No Trade	79.92%	0	Research	-85	0	Absolutely no Trade	-17.81%	-17.85%	C	2
2025/02/27	0.456	No Trade	No Trade	78.85%	0	Research	-85	0	Absolutely no Trade	-17.57%	-17.74%	C	2
2025/02/28	0.460	No Trade	No Trade	76.00%	0	Research	-85	0	Absolutely no Trade	-16.93%	-15.67%	C	3
2025/03/03	0.480	No Trade	No Trade	59.33%	0	Research	-85	0	Absolutely no Trade	-13.22%	-11.10%	C	7
2025/03/04	0.485	No Trade	No Trade	55.46%	0	Research	-85	0	Absolutely no Trade	-12.36%	-12.39%	C	11
2025/03/05	0.478	No Trade	No Trade	60.95%	0	Research	-85	0	Absolutely no Trade	-13.58%	-13.49%	C	13
2025/03/06	0.489	No Trade	No Trade	51.51%	0	Research	-85	0	Absolutely no Trade	-11.48%	-10.46%	C	15
2025/03/07	0.497	No Trade	No Trade	45.13%	0	Research	-85	0	Absolutely no Trade	-10.05%	-8.12%	C	16
2025/03/10	0.518	No Trade	No Trade	27.98%	0	Research	-85	74	Absolutely no Trade	-6.23%	-2.16%	C	19
2025/03/11	0.488	No Trade	No Trade	52.49%	0	Research	-85	0	Absolutely no Trade	-11.69%	-7.94%	C	22
2025/03/12	0.482	No Trade	No Trade	56.69%	0	Research	-85	0	Absolutely no Trade	-12.63%	-7.61%	C	24
2025/03/13	0.499	No Trade	No Trade	43.14%	0	Research	-85	0	Absolutely no Trade	-9.61%	-4.27%	C	25
2025/03/14	0.498	No Trade	No Trade	43.89%	0	Research	-85	0	Absolutely no Trade	-9.78%	-1.47%	C	22
2025/03/17	0.500	No Trade	No Trade	41.73%	0	Research	-85	0	Absolutely no Trade	-9.30%	-0.53%	C	20
2025/03/18	0.510	No Trade	No Trade	33.74%	0	Research	-85	74	Absolutely no Trade	-7.52%	1.38%	C	17



- B** Colgate-Palmolive
- u** Consumer Staples
- y** Household Products

27 415

**-2.381**

Date	Price or Relative Price	Short_Term_ Radar	Medium_ Term_Radar	Caterpillar_ %	Wise_ Owl(Rnk)	324_Factor	Factor_324	Defcon _Index	Defcon _Index_Trade	Margin of Safety	75_Day_Mom	Trade_Rating (Guidance)	Trendsum
2025/01/22	0.821	No Trade	No Trade	96.39%	60	Research	-85	-96	Research Defcon Buy	-9.06%	-16.82%	B	-38
2025/01/23	0.827	No Trade	No Trade	88.74%	50	Research	-85	-95	Research Defcon Buy	-8.35%	-15.62%	B	-41
2025/01/24	0.827	No Trade	No Trade	88.77%	50	Research	-85	-95	Research Defcon Buy	-8.35%	-16.85%	B	-43
2025/01/27	0.834	No Trade	No Trade	81.09%	50	Research	-85	-94	Research Defcon Buy	-7.63%	-17.03%	B	-43
2025/01/28	0.836	Buy_Panda_ST	No Trade	78.96%	50	Research	-85	-94	Research Defcon Buy	-7.43%	-16.74%	B	-41
2025/01/29	0.839	Buy_Panda_ST	No Trade	75.23%	50	Research	-85	-93	Research Defcon Buy	-7.08%	-15.28%	B	-35
2025/01/30	0.848	Buy_Panda_ST	Buy_Panda_ST	64.02%	50	Research	-85	-92	Research Defcon Buy	-6.02%	-13.87%	C	-30
2025/01/31	0.822	No Trade	No Trade	95.70%	50	Research	-85	-95	Research Defcon Buy	-9.00%	-15.85%	B	-26
2025/02/03	0.818	No Trade	No Trade	100.00%	50	Research	-85	-96	Research Defcon Buy	-9.45%	-15.97%	B	-24
2025/02/04	0.816	No Trade	No Trade	100.00%	50	Research	-85	-96	Research Defcon Buy	-9.63%	-15.58%	B	-22
2025/02/05	0.808	No Trade	No Trade	100.00%	50	Research	-85	-96	Research Defcon Buy	-10.53%	-15.64%	B	-22
2025/02/06	0.813	No Trade	No Trade	95.01%	50	Research	-85	-96	Research Defcon Buy	-10.01%	-15.57%	B	-22
2025/02/07	0.826	No Trade	No Trade	81.17%	50	Research	-85	-94	Research Defcon Buy	-8.55%	-13.60%	C	-23
2025/02/10	0.822	No Trade	No Trade	85.50%	50	Research	-85	-95	Research Defcon Buy	-9.01%	-15.29%	B	-23
2025/02/11	0.833	Buy_Panda_ST	Buy_Panda_ST	74.16%	50	Research	-85	-93	Research Defcon Buy	-7.81%	-13.68%	C	-23
2025/02/12	0.819	No Trade	No Trade	89.40%	50	Research	-85	-95	Research Defcon Buy	-9.42%	-15.78%	B	-19
2025/02/13	0.816	No Trade	No Trade	92.14%	50	Research	-85	-95	Research Defcon Buy	-9.70%	-13.93%	C	-16
2025/02/14	0.819	No Trade	No Trade	88.65%	50	Research	-85	-95	Research Defcon Buy	-9.34%	-13.51%	C	-12
2025/02/17	0.819	No Trade	No Trade	88.84%	50	Research	-85	-95	Research Defcon Buy	-9.36%	-12.94%	C	-10
2025/02/18	0.832	No Trade	No Trade	75.92%	50	Research	-85	-93	Research Defcon Buy	-8.00%	-11.67%	C	-7
2025/02/19	0.838	No Trade	No Trade	69.80%	30	Research	-85	-93	Research Defcon Buy	-7.35%	-10.69%	C	-5
2025/02/20	0.841	No Trade	No Trade	65.93%	30	Research	-85	-92	Research Defcon Buy	-6.94%	-5.56%	C	-2
2025/02/21	0.849	No Trade	No Trade	57.60%	0	Research	-85	0	Absolutely no Trade	-6.07%	-6.57%	C	0
2025/02/24	0.838	No Trade	No Trade	70.27%	30	Research	-85	-93	Research Defcon Buy	-7.40%	-7.47%	C	3
2025/02/25	0.835	No Trade	No Trade	73.34%	30	Research	-85	-93	Research Defcon Buy	-7.72%	-4.51%	C	4
2025/02/26	0.830	No Trade	No Trade	77.92%	50	Research	-85	-94	Research Defcon Buy	-8.21%	-4.94%	C	8
2025/02/27	0.825	No Trade	No Trade	83.91%	50	Research	-85	-94	Research Defcon Buy	-8.84%	-5.16%	C	10
2025/02/28	0.820	No Trade	No Trade	89.06%	50	Research	-85	-95	Research Defcon Buy	-9.38%	-3.97%	C	10
2025/03/03	0.828	No Trade	No Trade	80.49%	50	Research	-85	-94	Research Defcon Buy	-8.48%	-2.25%	C	8
2025/03/04	0.823	No Trade	No Trade	86.54%	50	Research	-85	-95	Research Defcon Buy	-9.12%	-3.13%	C	5
2025/03/05	0.829	No Trade	No Trade	79.67%	50	Research	-85	-94	Research Defcon Buy	-8.39%	-2.19%	C	1
2025/03/06	0.841	No Trade	No Trade	66.97%	30	Research	-85	-92	Research Defcon Buy	-7.05%	-1.97%	C	-1
2025/03/07	0.861	No Trade	No Trade	46.14%	0	Absolutely No	0	84	Research Defcon Sell	-4.86%	0.38%	C	-1
2025/03/10	0.861	No Trade	No Trade	46.23%	0	Absolutely No	0	84	Research Defcon Sell	-4.87%	2.06%	C	3
2025/03/11	0.839	No Trade	No Trade	69.94%	30	Research	-85	-93	Research Defcon Buy	-7.37%	-0.60%	C	7
2025/03/12	0.833	No Trade	No Trade	76.06%	50	Research	-85	-93	Research Defcon Buy	-8.01%	-0.79%	C	10
2025/03/13	0.825	No Trade	No Trade	84.80%	50	Research	-85	-94	Research Defcon Buy	-8.93%	-2.78%	C	12
2025/03/14	0.823	No Trade	No Trade	86.36%	50	Research	-85	-95	Research Defcon Buy	-9.10%	-4.66%	C	12
2025/03/17	0.830	No Trade	No Trade	79.75%	50	Research	-85	-94	Research Defcon Buy	-8.40%	-5.17%	C	10
2025/03/18	0.833	No Trade	No Trade	76.01%	50	Research	-85	-93	Research Defcon Buy	-8.01%	-4.95%	C	7



Date	9 day	9 vs 21 day	33 day
2025/01/29	Buy_9day	Sell 9 vs 21	Sell 33_Day
2025/01/30	Buy_9day	Sell 9 vs 21	Sell 33_Day
2025/01/31	Sell_9day	Sell 9 vs 21	Sell 33_Day
2025/02/03	Sell_9day	Sell 9 vs 21	Sell 33_Day
2025/02/04	Sell_9day	Sell 9 vs 21	Sell 33_Day
2025/02/05	Sell_9day	Sell 9 vs 21	Sell 33_Day
2025/02/06	Sell_9day	Sell 9 vs 21	Sell 33_Day
2025/02/07	Buy_9day	Sell 9 vs 21	Sell 33_Day
2025/02/10	Sell_9day	Sell 9 vs 21	Sell 33_Day
2025/02/11	Buy_9day	Sell 9 vs 21	Sell 33_Day
2025/02/12	Sell_9day	Sell 9 vs 21	Sell 33_Day
2025/02/13	Sell_9day	Sell 9 vs 21	Sell 33_Day
2025/02/14	Buy_9day	Sell 9 vs 21	Sell 33_Day
2025/02/17	Sell_9day	Sell 9 vs 21	Sell 33_Day
2025/02/18	Buy_9day	Sell 9 vs 21	Sell 33_Day
2025/02/19	Buy_9day	Sell 9 vs 21	Buy 33_Day
2025/02/20	Buy_9day	Buy 9 vs 21	Buy 33_Day
2025/02/21	Buy_9day	Buy 9 vs 21	Buy 33_Day
2025/02/24	Buy_9day	Buy 9 vs 21	Buy 33_Day
2025/02/25	Buy_9day	Buy 9 vs 21	Buy 33_Day
2025/02/26	Sell_9day	Buy 9 vs 21	Buy 33_Day
2025/02/27	Sell_9day	Buy 9 vs 21	Sell 33_Day
2025/02/28	Sell_9day	Buy 9 vs 21	Sell 33_Day
2025/03/03	Sell_9day	Buy 9 vs 21	Buy 33_Day
2025/03/04	Sell_9day	Buy 9 vs 21	Sell 33_Day
2025/03/05	Sell_9day	Buy 9 vs 21	Buy 33_Day
2025/03/06	Buy_9day	Buy 9 vs 21	Buy 33_Day
2025/03/07	Buy_9day	Buy 9 vs 21	Buy 33_Day
2025/03/10	Buy_9day	Buy 9 vs 21	Buy 33_Day
2025/03/11	Buy_9day	Buy 9 vs 21	Buy 33_Day
2025/03/12	Sell_9day	Buy 9 vs 21	Buy 33_Day
2025/03/13	Sell_9day	Buy 9 vs 21	Sell 33_Day
2025/03/14	Sell_9day	Buy 9 vs 21	Sell 33_Day
2025/03/17	Sell_9day	Buy 9 vs 21	Buy 33_Day
2025/03/18	Sell_9day	Buy 9 vs 21	Buy 33_Day

Strategy Universe

Pairs\_NYSE\_Consumer Staples

Ascendant guidance

Trade

Strategy\_Open Date

2025/02/12

Caterpillar Guidance

Trade

CL.NYS

21 per. Mov. Avg. (CL.NYS)

Linear (CL.NYS)

CHD.NYS

21 per. Mov. Avg. (CHD.NYS)

Linear (CHD.NYS)

(+) : Mom Days

0

(-) : Mom Days

6

Guided : Factor

9 vs 21 day

324\_Buy Guidance

90.2%

324\_Sell Guidance

0.0%

Mom\_75 (days)

-4.9%

9 vs 21 day

0.43%

Price vs 9 day

-0.61%