



Monday, 25 August 2025				Daily TradeGuidance					 <b>THE TRADING FOREST</b> <small>thetradingforest.com</small>		
Date	Code_A	Code_B	Strategy	Factor_324	Defcon_Index	Mom_75 (days)	Wise_Owl	Wise_Owl (Rnk)	Name of Instrument	Caterpillar_Guidance	Trade_Rating (Guidance)
2025/08/13	CAT.NYS	PCAR.NAS	Pairs	0	0	17.53%	0	0	Caterpillar Inc. _ vs _ Paccar	Trade	_ Sell
2025/08/13	INTU.NAS	PAYX.NAS	Pairs	170	0	20.80%	200	50	Intuit _ vs _ Paychex	Trade	_ Sell
2025/08/13	STZ.NYS	CAG.NYS	Pairs	170	0	13.81%	220	50	Constellation Brands _ vs _ Conagra Brands	Trade	_ Sell
2025/08/13	XLK.ARC	XLY.ARC	Pairs	170	94	8.68%	315	60	Technology _ vs _ Consumer Discretionary	Trade	_ Sell
2025/08/13	MSFT.NAS	DIA.ARC	Relative	170	96	10.94%	320	60	Microsoft vs Dow Jones 30 Index	Trade	_ Sell
2025/08/13	CAT.NYS	UNP.NYS	Pairs	170	0	26.40%	220	50	Caterpillar Inc. _ vs _ Union Pacific Corporation	Trade	_ Sell
2025/08/13	CSX.NAS	CPRT.NAS	Pairs	170	97	62.97%	370	90	Csx Corporation _ vs _ Copart	Trade	_ Sell
2025/08/13	INTU.NAS	ZM.NAS	Pairs	170	0	21.87%	220	50	Intuit _ vs _ Zoom Video Communications	Trade	_ Sell
2025/08/13	KHC.NAS	GIS.NYS	Pairs	170	95	9.88%	360	75	Kraft Heinz _ vs _ General Mills	Trade	_ Sell
2025/08/13	ORCL.NYS	ADP.NAS	Pairs	170	0	64.39%	240	50	Oracle Corporation _ vs _ Automatic Data Processing, Inc.	Trade	_ Sell
2025/08/13	ORCL.NYS	T.NYS	Pairs	170	0	63.34%	240	50	Oracle Corporation _ vs _ AT&T	Trade	_ Sell
2025/08/13	RSG.NYS	FTV.NYS	Pairs	170	0	27.88%	240	50	Republic Services _ vs _ Fortive	Trade	_ Sell
2025/08/13	SYI.NYS	CAG.NYS	Pairs	170	97	45.13%	340	75	Sysco Corporation _ vs _ Conagra Brands	Trade	_ Sell
2025/08/13	ORCL.NYS	OEF.ARC	Relative	85	0	42.20%	100	0	Oracle Corporation vs S&P 100 ETF	Trade	_ Sell
2025/08/13	ORCL.NYS	XLK.ARC	Relative	85	0	33.27%	100	0	Oracle Corporation _ vs _ SPDR : Technology ETF	Trade	_ Sell
2025/08/13	UNP.NYS	FTV.NYS	Pairs	170	97	42.87%	340	75	Union Pacific Corporation _ vs _ Fortive	Trade	_ Sell
2025/08/13	APH.NYS	MSI.NYS	Pairs	170	0	30.46%	200	50	Amphenol _ vs _ Motorola Solutions	Trade	_ Sell
2025/08/13	INTU.NAS	WDAY.NAS	Pairs	85	0	26.26%	100	0	Intuit _ vs _ Workday, Inc.	Trade	_ Sell
2025/08/13	NVDA.NAS	MSI.NYS	Pairs	85	0	51.96%	100	0	Nvidia _ vs _ Motorola Solutions	Trade	_ Sell
2025/08/13	WM.NYS	CPRT.NAS	Pairs	85	0	25.06%	100	0	Waste Management _ vs _ Copart	Trade	_ Sell

Monday, 25 August 2025				Daily TradeGuidance					 THE TRADINGFOREST thetradingforest.com		
Date	Code_A	Code_B	Strategy	Factor_324	Defcon_ Index	Mom_75 (days)	Wise_Owl	Wise_Owl (Rnk)	Name of Instrument	Caterpillar_ Guidance	Trade_Rating (Guidance)
2025/08/13	XAR.ARC	XLF.ARC	Pairs	170	98	16.79%	340	75	Aerospace & Defense ETF _ vs _ Financial	Trade	_ Sell
2025/08/13	GE.NYS	CPRT.NAS	Pairs	170	0	67.66%	220	50	General Electric _ vs _ Copart	Trade	_ Sell
2025/08/13	HON.NAS	FTV.NYS	Pairs	170	96	42.89%	360	75	Honeywell International Inc. _ vs _ Fortive	Trade	_ Sell
2025/08/13	ITW.NYS	CPRT.NAS	Pairs	170	99	41.87%	350	75	Illinois Tool Works _ vs _ Copart	Trade	_ Sell
2025/08/13	JPM.NYS	V.NYS	Pairs	170	98	17.64%	390	90	JPMorgan Chase & Co. _ vs _ Visa Inc.	Trade	_ Sell
2025/08/13	KDP.NAS	CAG.NYS	Pairs	170	98	26.71%	340	75	Keurig Dr Pepper Inc. _ vs _ Conagra Brands	Trade	_ Sell
2025/08/13	NSC.NYS	CPRT.NAS	Pairs	170	95	61.36%	320	60	Norfolk Southern Railway _ vs _ Copart	Trade	_ Sell
2025/08/13	NVDA.NAS	TMUS.NAS	Pairs	170	95	60.21%	315	60	Nvidia _ vs _ T-Mobile US	Trade	_ Sell
2025/08/13	ORCL.NYS	MELI.NAS	Pairs	170	0	65.47%	260	50	Oracle Corporation _ vs _ MercadoLibre	Trade	_ Sell
2025/08/13	ORCL.NYS	TYL.NYS	Pairs	170	0	56.06%	220	50	Oracle Corporation _ vs _ Tyler Technologies	Trade	_ Sell
2025/08/13	XME.ARC	XRT.ARC	Pairs	170	98	17.27%	340	75	Metals & Mining ETF _ vs _ Retail ETF	Trade	_ Sell
2025/08/13	C.NYS	XLF.ARC	Relative	170	98	28.35%	350	75	Citigroup _ vs _ SPDR : Financial ETF	Trade	_ Sell
2025/08/13	ADM.NYS	CAG.NYS	Pairs	170	100	55.74%	370	90	Archer Daniels Midland _ vs _ Conagra Brands	Trade	_ Sell
2025/08/13	CI.NYS	MOH.NYS	Pairs	170	96	66.33%	370	90	Cigna _ vs _ Molina Healthcare	Trade	_ Sell
2025/08/13	EFX.NYS	FTV.NYS	Pairs	170	100	33.20%	350	75	Equifax _ vs _ Fortive	Trade	_ Sell
2025/08/13	ELV.NYS	CNC.NYS	Pairs	170	0	58.26%	260	50	Elevance Health _ vs _ Centene Corporation	Trade	_ Sell
2025/08/13	PEP.NAS	GIS.NYS	Pairs	170	100	24.99%	370	90	PepsiCo _ vs _ General Mills	Trade	_ Sell
2025/08/13	SYY.NYS	MKC.NYS	Pairs	170	97	24.61%	400	100	Sysco Corporation _ vs _ McCormick & Company	Trade	_ Sell
2025/08/13	REX.NYS	XOP.ARC	Relative	170	100	23.30%	370	90	Rex American Resources _ vs _ SPDR :Oil & Gas Explor & Product ETF	Trade	_ Sell
2025/08/13	ITW.NYS	FTV.NYS	Pairs	170	100	53.13%	390	90	Illinois Tool Works _ vs _ Fortive	Trade	_ Sell

# Guidance to understanding our "Proprietary Signals and Reports"



Our Trading Reports are comprehensive and detailed - visit our Educational Library of videos at "[TheTradingForest.com](https://www.thetradingforest.com)" [for premium members] for a detailed explanation of our approach to trading.

## Summary of our Analysis

### Contribution to the Trade Decision

Guided Factor

This places the time frame of the current trade into perspective - our leading indicators have brought this trade to your attention. You will be guided by the 9day vs 21day, 33 day and 66 day. **From a practical perspective once you see a "guided factor of either a 33 day or 66 day" you actually relax and plan your trade !**

Ascendant Guidance

There are two forms of "Risk" - **Uncertainty** and **Exposure** ! The Ascendant Guidance focuses on the uncertainty part of the trade. We recommend that until a trader understands their own risk tolerance level only trades with an Ascendant Guidance levels of **Trade** and or **Research** are considered.

Wise\_Owl (Rnk)

Focus on "**Wise\_Owl(Rnk)**" levels of closer to 90 & 100 - the "**Wise\_Owl(Rnk)**" needed to have a value of **90** and above at least within the last five to seven trading days of the "trade alert signal - panda signals".

Trade\_Rating  
Guidance

There is no substitute for **Quality** - only consider Trades with a "**Trade\_rating (Guidance)**" of **AA** & **AAA** within the last five to 7 trading days of the "**trade alert signal - panda signals**".

# Guidance to understanding our "Proprietary Signals and Reports"



Defcon\_Index



Get a decent understanding of the "**current form**" of the variable - how close are the values to either the minimum or maxim values. Be guided by the "**Defcon\_Index**". Values of **> 95 are recommended for Sell Signals** and Values of **<-95 are recommended for Buy signals**.

324\_Factor



Manipulate the "**odds in your favour**" - Search and Research the trades that have a 324\_Factor of **+170 for a sell signal** and **- 170 for a buy signal**.

Margin of Safety and  
75\_Day\_  
Mom



Reaching the pinnacle of any challenge is about "small margins" and making the correct informed decisions. The relationship between the "**Margin of Safety**" and "**75\_Day\_Mom**" allows us to review the trade from a performance and risk perspective.

Understanding the  
"short-term noise"



Is the current "**Trend**" still intact ? Or can we : be guided by the "**Trendsum**" to start analysing technical indicators. Look for a declining "**Trendsum**" for a **sell signal** and an increasing value of the "Trendsum" for a **buy signal**.

Let's talk about  
Technicals



Once you are confident that you have a decent understanding of all the variables, use the "**Guided\_Factor**" as a "compass" in finding your true north in selecting the timing of your open strategy by selecting appropriate **shorter-term technical indicators**.



**Conclusion** : We start our analysis, by trying to understand the trade with a **longer-term Technical Guidance** indicator and we plan our execution, using the **shorter-term Techninal Analysis indicators**.



# THE TRADING PYRAMID

## Path to Synergy in Your Trading



## Summary of Contents

Name of Variable	Type of Variable	Decision Based / Contribution
Guided_Factor	Momentum : Variable	"Bigger Picture " - Gives the Trader a time perspective.
Ascendant Guidance	Risk : Variable	Don't attempt trades outside your Risk Tolerance levels.
Wise_Owl(Rnk)	Risk : Variable	Sum of the parts analysis - we have done the "maths" - Quality of the trade.
Trade_Rating Guidance	Momentum : Variable	Combining Risk and Momentum.
Caterpillar_Guidance	Quantitative Variable	Understanding the "Trend" of the price series variable.
Defcon_Index	Risk : Variable	Looking at the "bigger picture" in terms of the price performance over a longer-term perspective.
324_Factor	Quantitative Variable	Measuring the strength and direction of the price series.
Margin of Safety	Risk : Variable	Creating a "buffer in your trade".
75_Day Momentum	Risk : Variable	Undertanding the medium-term performance of the price series.
Trendsum	Quantitative Variable	How strong is the short-term trend ?
Let's talk Technicals	Technical Analysis	Plan your entry with the help of the "Guided_Factor" and Technical indicators of your choice.

## 14 STEP TRADING CHECKLIST

Ascendant Path

1

☐

Guided Factor

2

☐

Momentum Days

3

☐

The\_Wise\_Owl Rank

4

☐

Trade\_Rating Guidance

5

☐

CaterPillar\_Guidance

6

☐

Defon\_Index

7

☐

Defon\_Index\_Guidance

8

☐

Factor\_324

9

☐

324\_Factor\_Guidance

10

☐

75\_Day\_Momentum Value

11

☐

Trendsum

12

☐

Medium-Term Technical Indicators : 9day vs 21 day  
& 21day Moving Average

13

☐

Longer-Term Technical Indicators : 33 day & 66 day  
Moving Average

14

☐

## TRADING IS LIKE A GAME OF CARDS

We can't undo a previous trade,  
but we *can* aim to make the next trade better.





# ASCENDANT GUIDANCE



## CATERPILLAR GUIDANCE





S  
e  
i  
l

CAT.NYS  
Caterpillar Inc.  
Industrial  
Machinery  
New York

Follow the " 3day to 5day waiting period " before entering the trade : understand the Graph, Trend and Variables

Market Cap : (B)191 909

PCAR.NAS  
Paccar  
Industrial  
Machinery  
New York

Plan your enrty levels. Focus on the process not the outcome. Expect further short-term deviation from the trade signal. "Patience"

Market Cap : (B)60 163

-2.31040.374-17.477														
Date	Price or Relative Price	Short_Term_ Radar	Medium_ Term_Radar	Caterpillar_ %	Wise_ Owl(Rnk)	324_Factor	Factor_324	Defcon _Index	Defcon _Index_Trade	Margin of Safety	75_Day_Mom	Trade_Rating (Guidance)	Trendsum	
2025/07/01	3.981	No Trade	No Trade	20.83%	30	Absolutely No	0	97	Research Defon Sell	3.58%	17.55%	C	41	
2025/07/02	4.011	No Trade	No Trade	25.12%	30	Absolutely No	0	98	Research Defon Sell	4.32%	17.16%	C	38	
2025/07/03	4.074	No Trade	No Trade	34.42%	30	Absolutely No	0	100	Research Defon Sell	5.92%	20.29%	C	36	
2025/07/04	4.074	No Trade	No Trade	34.18%	30	Absolutely No	0	100	Research Defon Sell	5.88%	21.25%	C	34	
2025/07/07	4.051	No Trade	No Trade	30.03%	30	Absolutely No	0	99	Research Defon Sell	5.17%	19.15%	C	31	
2025/07/08	3.995	No Trade	No Trade	21.29%	0	Absolutely No	0	98	Research Defon Sell	3.66%	16.81%	C	28	
2025/07/09	4.076	No Trade	No Trade	33.29%	0	Absolutely No	0	100	Research Defon Sell	5.73%	17.88%	C	27	
2025/07/10	4.115	No Trade	No Trade	38.99%	0	Absolutely No	0	100	Research Defon Sell	6.71%	18.81%	C	27	
2025/07/11	4.176	No Trade	No Trade	47.83%	0	Absolutely No	0	100	Research Defon Sell	8.23%	21.84%	C	28	
2025/07/14	4.232	No Trade	No Trade	55.50%	0	Absolutely No	0	100	Research Defon Sell	9.55%	22.46%	C	26	
2025/07/15	4.254	No Trade	No Trade	58.55%	0	Absolutely No	0	100	Research Defon Sell	10.08%	25.03%	C	27	
2025/07/16	4.328	No Trade	No Trade	69.55%	50	Research	85	100	Research Defon Sell	11.97%	27.79%	A	29	
2025/07/17	4.445	No Trade	No Trade	86.85%	50	Research	85	100	Research Defon Sell	14.95%	32.17%	A	30	
2025/07/18	4.416	No Trade	No Trade	82.24%	50	Research	85	99	Research Defon Sell	14.15%	30.76%	A	31	
2025/07/21	4.414	No Trade	No Trade	81.08%	50	Research	85	99	Research Defon Sell	13.95%	33.32%	A	32	
2025/07/21	4.414	No Trade	No Trade	81.08%	50	Research	85	99	Research Defon Sell	13.95%	39.24%	A	33	
2025/07/22	4.232	No Trade	No Trade	53.58%	50	Research	85	95	Research Defon Sell	9.22%	33.19%	B	31	
2025/07/23	4.229	Sell_Panda_ST	No Trade	52.88%	50	Research	85	95	Research Defon Sell	9.10%	33.38%	B	25	
2025/07/24	4.235	Sell_Panda_ST	No Trade	53.48%	50	Research	85	95	Research Defon Sell	9.20%	32.14%	B	20	
2025/07/25	4.270	Sell_Panda_ST	No Trade	58.60%	50	Research	85	96	Research Defon Sell	10.08%	31.10%	B	15	
2025/07/28	4.302	Sell_Panda_ST	No Trade	62.56%	50	Research	85	97	Research Defon Sell	10.77%	32.63%	B	12	
2025/07/29	4.323	No Trade	No Trade	65.47%	50	Research	85	97	Research Defon Sell	11.27%	29.85%	B	9	
2025/07/30	4.385	No Trade	No Trade	74.50%	50	Research	85	99	Research Defon Sell	12.82%	32.73%	B	7	
2025/07/31	4.435	No Trade	No Trade	81.74%	50	Research	85	100	Research Defon Sell	14.07%	32.70%	A	8	
2025/08/01	4.443	No Trade	No Trade	82.69%	50	Research	85	100	Research Defon Sell	14.23%	33.14%	A	10	
2025/08/04	4.502	No Trade	No Trade	90.64%	50	Research	85	100	Research Defon Sell	15.60%	36.92%	A	13	
2025/08/05	4.422	No Trade	No Trade	78.47%	50	Research	85	98	Research Defon Sell	13.50%	33.18%	B	16	
2025/08/06	4.393	No Trade	No Trade	73.87%	50	Research	85	98	Research Defon Sell	12.71%	32.67%	B	16	
2025/08/07	4.310	Sell_Panda_ST	Sell_Panda_ST	61.35%	50	Research	85	96	Research Defon Sell	10.56%	29.25%	B	17	
2025/08/08	4.279	Sell_Panda_ST	Sell_Panda_ST	56.42%	50	Research	85	95	Research Defon Sell	9.71%	28.26%	B	12	
2025/08/11	4.205	No Trade	No Trade	44.70%	0	Research	85	0	Absolutely no Trade	7.69%	23.52%	C	7	
2025/08/12	4.171	No Trade	No Trade	39.35%	0	Research	85	0	Absolutely no Trade	6.77%	21.66%	C	3	
2025/08/13	4.110	No Trade	No Trade	30.04%	0	Absolutely No	0	0	Absolutely no Trade	5.17%	17.53%	C	-1	
2025/08/14	4.188	No Trade	No Trade	41.41%	0	Research	85	0	Absolutely no Trade	7.13%	16.32%	C	-5	
2025/08/15	4.152	No Trade	No Trade	35.80%	0	Research	85	0	Absolutely no Trade	6.16%	14.94%	C	-8	
2025/08/18	4.194	No Trade	No Trade	41.40%	0	Research	85	0	Absolutely no Trade	7.12%	16.31%	C	-10	
2025/08/19	4.183	No Trade	No Trade	39.55%	0	Research	85	0	Absolutely no Trade	6.81%	15.88%	C	-10	
2025/08/20	4.284	No Trade	No Trade	54.20%	50	Research	85	95	Research Defon Sell	9.33%	20.97%	B	-7	
2025/08/21	4.284	No Trade	No Trade	54.02%	50	Research	85	95	Research Defon Sell	9.30%	19.28%	B	-5	
2025/08/22	4.292	No Trade	No Trade	54.96%	50	Research	85	95	Research Defon Sell	9.46%	19.97%	B	-3	



S  
e  
|  
|

INTU.NAS

Intuit

Information Technology

Application Software

New York

Market Cap : (B)

179 421

PAYX.NAS

Paychex

Technology

IT Services

New York

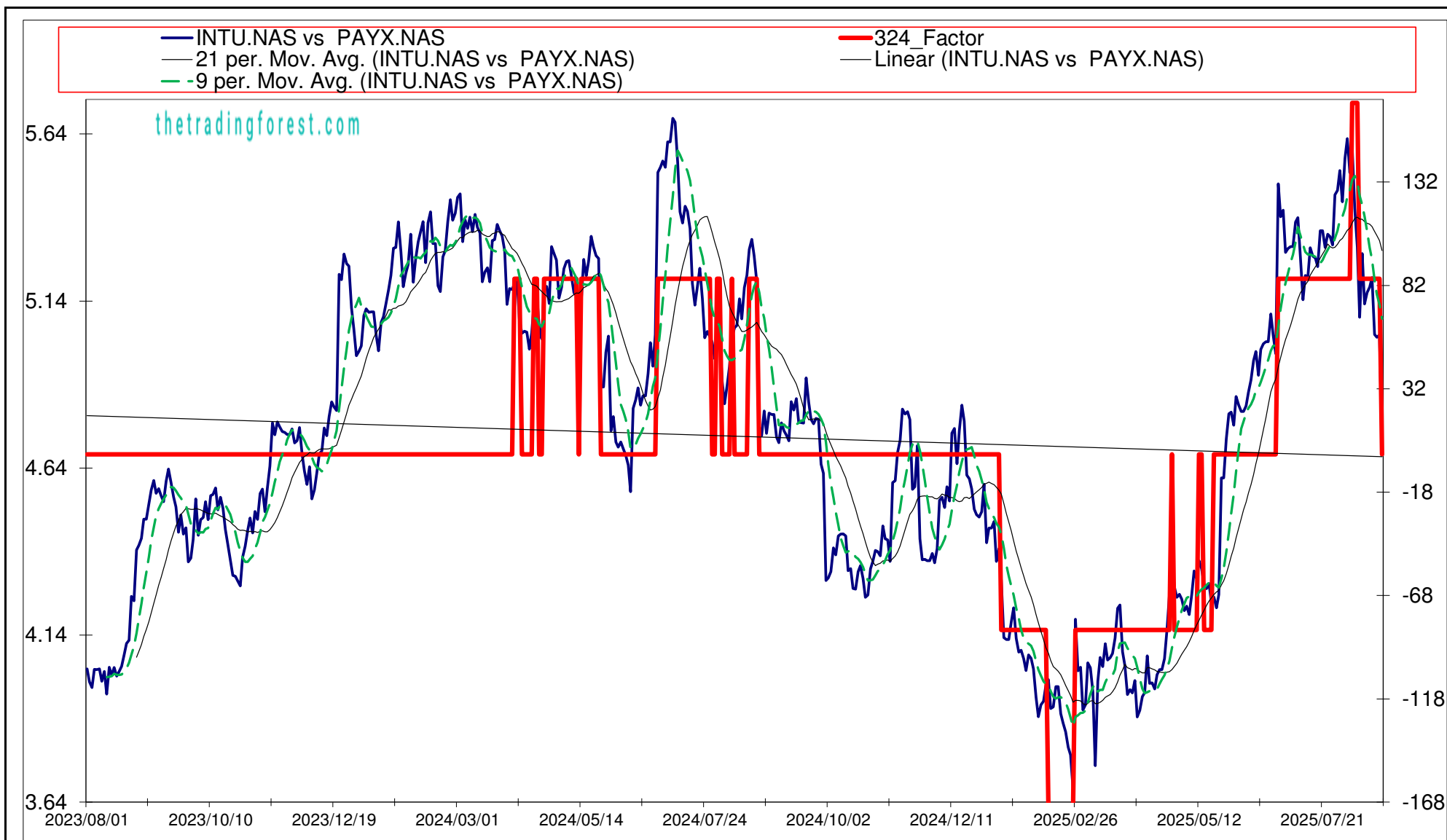
Market Cap : (B)

51 991

Follow the " 3day to 5day waiting period " before entering the trade : understand the Graph, Trend and Variables

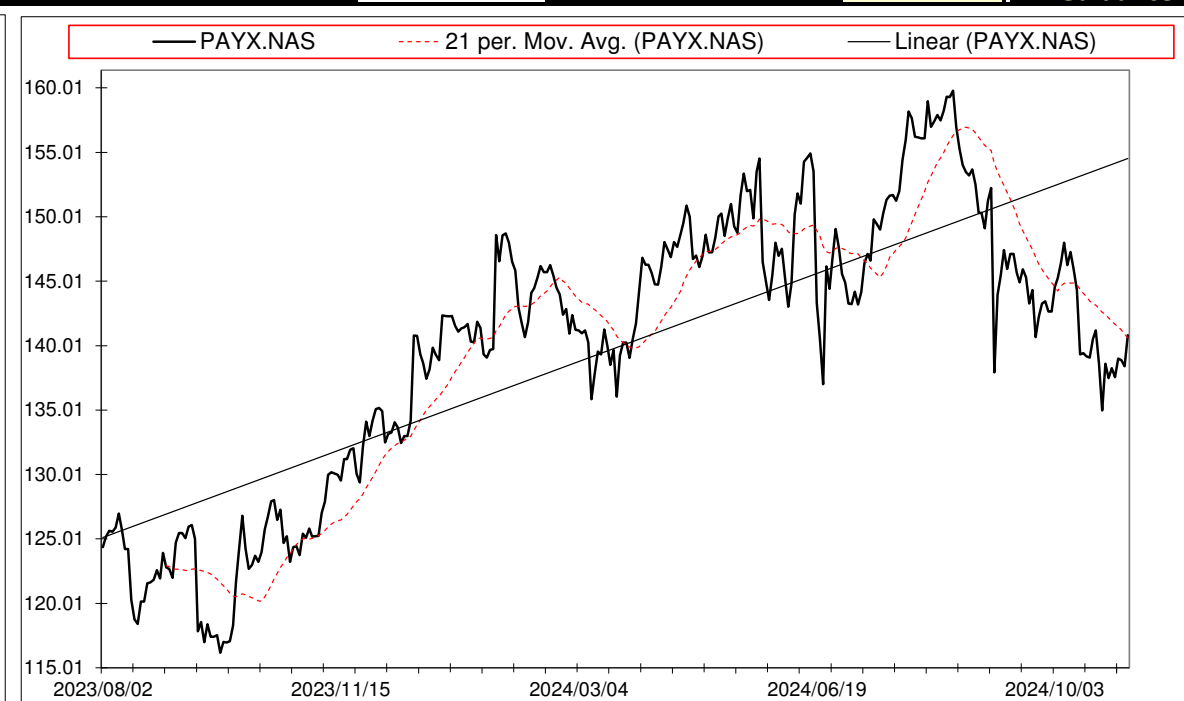
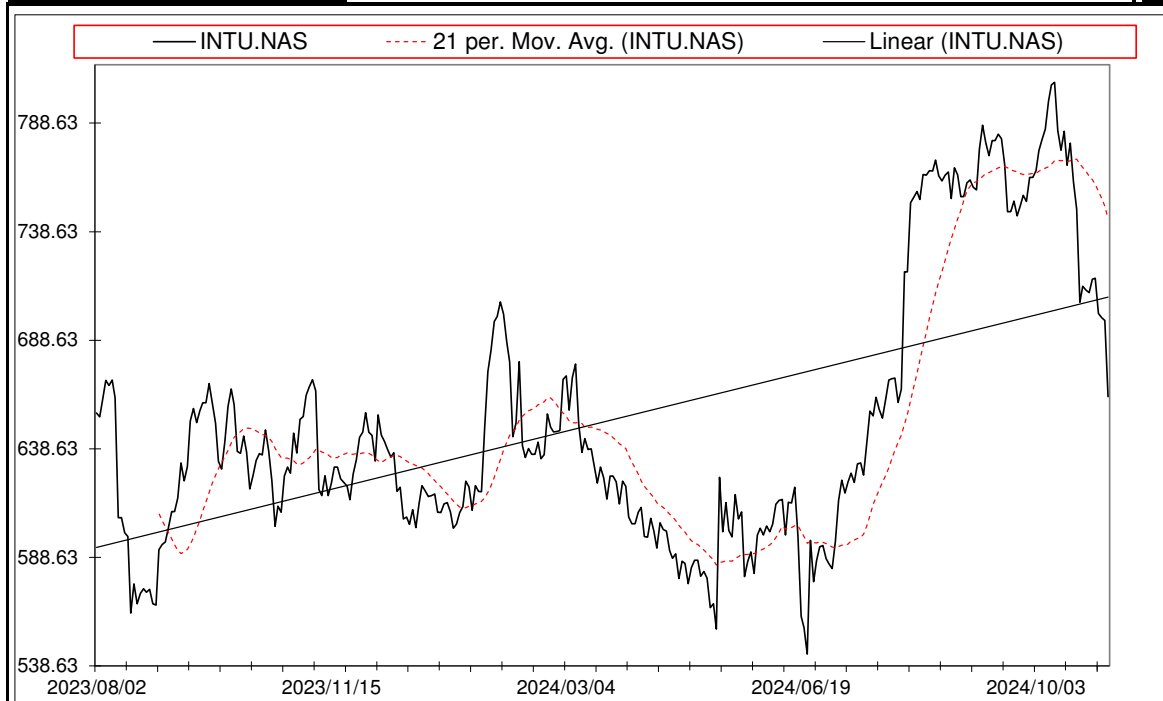
Plan your enrty levels. Focus on the process not the outcome. Expect further short-term deviation from the trade signal. "Patience"

-1.781															-9.262															5.201																		
Date	Price or Relative Price	Short_Term_ Radar	Medium_ Term_Radar	Caterpillar_ %	Wise_ Owl(Rnk)	324_Factor	Factor_324	Defcon _Index	Defcon _Index_Trade	Margin of Safety	75_Day_Mom	Trade_Rating (Guidance)	Trendsum																																			
2025/07/01	5.288	No Trade	No Trade	76.86%	50	Research	85	94	Research Defon Sell	15.10%	30.60%	B	35																																			
2025/07/02	5.301	No Trade	No Trade	78.30%	50	Research	85	95	Research Defon Sell	15.38%	28.75%	B	32																																			
2025/07/03	5.306	No Trade	No Trade	78.91%	50	Research	85	95	Research Defon Sell	15.50%	30.41%	B	28																																			
2025/07/04	5.306	No Trade	No Trade	78.97%	50	Research	85	95	Research Defon Sell	15.51%	30.19%	B	25																																			
2025/07/07	5.379	No Trade	No Trade	87.29%	50	Research	85	96	Research Defon Sell	17.14%	31.59%	B	23																																			
2025/07/08	5.393	No Trade	No Trade	88.85%	50	Research	85	96	Research Defon Sell	17.45%	30.44%	B	23																																			
2025/07/09	5.273	No Trade	No Trade	75.65%	50	Research	85	94	Research Defon Sell	14.86%	24.86%	B	19																																			
2025/07/10	5.147	Sell_Panda_ST	Sell_Panda_ST	61.69%	0	Research	85	0	Absolutely no Trade	12.12%	21.59%	C	14																																			
2025/07/11	5.219	No Trade	No Trade	69.79%	50	Research	85	93	Research Defon Sell	13.71%	27.49%	B	11																																			
2025/07/14	5.216	No Trade	No Trade	69.60%	0	Research	85	0	Absolutely no Trade	13.67%	28.71%	C	7																																			
2025/07/15	5.302	No Trade	No Trade	79.23%	50	Research	85	95	Research Defon Sell	15.56%	33.71%	B	5																																			
2025/07/16	5.277	No Trade	No Trade	76.51%	50	Research	85	94	Research Defon Sell	15.03%	32.61%	B	3																																			
2025/07/17	5.272	No Trade	No Trade	75.92%	50	Research	85	94	Research Defon Sell	14.91%	32.77%	B	1																																			
2025/07/18	5.246	No Trade	No Trade	73.16%	30	Research	85	94	Research Defon Sell	14.37%	30.91%	C	-1																																			
2025/07/21	5.353	No Trade	No Trade	85.20%	50	Research	85	96	Research Defon Sell	16.73%	37.32%	B	-1																																			
2025/07/21	5.353	No Trade	No Trade	85.20%	50	Research	85	96	Research Defon Sell	16.73%	36.63%	B	0																																			
2025/07/22	5.303	No Trade	No Trade	79.74%	50	Research	85	95	Research Defon Sell	15.66%	33.95%	B	2																																			
2025/07/23	5.343	No Trade	No Trade	84.17%	50	Research	85	95	Research Defon Sell	16.53%	34.55%	B	4																																			
2025/07/24	5.336	No Trade	No Trade	83.48%	50	Research	85	95	Research Defon Sell	16.40%	30.75%	B	3																																			
2025/07/25	5.311	No Trade	No Trade	80.73%	50	Research	85	95	Research Defon Sell	15.86%	32.81%	B	1																																			
2025/07/28	5.461	No Trade	No Trade	97.59%	50	Research	85	98	Research Defon Sell	19.17%	36.52%	B	2																																			
2025/07/29	5.475	No Trade	No Trade	99.14%	50	Research	85	98	Research Defon Sell	19.47%	37.49%	B	4																																			
2025/07/30	5.533	No Trade	No Trade	100.00%	50	Research	85	98	Research Defon Sell	20.77%	37.50%	B	7																																			
2025/07/31	5.440	No Trade	No Trade	90.21%	50	Research	85	97	Research Defon Sell	18.74%	34.65%	B	10																																			
2025/08/01	5.570	No Trade	No Trade	100.00%	50	Research	85	99	Research Defon Sell	21.60%	37.88%	B	13																																			
2025/08/04	5.629	No Trade	No Trade	100.00%	50	Research	85	99	Research Defon Sell	22.92%	38.22%	A	16																																			
2025/08/05	5.527	No Trade	No Trade	90.34%	50	Research	85	98	Research Defon Sell	20.70%	32.81%	B	20																																			
2025/08/06	5.604	No Trade	No Trade	97.75%	90	Research	170	99	Research Defon Sell	22.40%	31.45%	AAA	23																																			
2025/08/07	5.420	Sell_Panda_ST	No Trade	80.22%	90	Research	170	96	Research Defon Sell	18.38%	24.37%	AA	22																																			
2025/08/08	5.305	Sell_Panda_ST	Sell_Panda_ST	69.31%	50	Research	170	0	Absolutely no Trade	15.88%	23.70%	B	17																																			
2025/08/11	5.094	Sell_Panda_ST	Sell_Panda_ST	49.39%	0	Research	85	0	Absolutely no Trade	11.32%	19.69%	C	13																																			
2025/08/12	5.285	No Trade	No Trade	67.64%	0	Research	85	0	Absolutely no Trade	15.50%	23.93%	C	9																																			
2025/08/13	5.135	No Trade	No Trade	53.31%	0	Research	85	0	Absolutely no Trade	12.22%	20.80%	C	5																																			
2025/08/14	5.169	No Trade	No Trade	56.61%	0	Research	85	0	Absolutely no Trade	12.97%	22.58%	C	3																																			
2025/08/15	5.184	No Trade	No Trade	58.15%	0	Research	85	0	Absolutely no Trade	13.33%	22.56%	C	2																																			
2025/08/18	5.213	No Trade	No Trade	61.07%	0	Research	85	0	Absolutely no Trade	14.00%	24.00%	C	1																																			
2025/08/19	5.043	No Trade	No Trade	44.86%	0	Research	85	0	Absolutely no Trade	10.28%	18.24%	C	-1																																			
2025/08/20	5.034	No Trade	No Trade	44.06%	0	Research	85	0	Absolutely no Trade	10.10%	16.12%	C	-4																																			
2025/08/21	5.041	No Trade	No Trade	44.78%	0	Research	85	0	Absolutely no Trade	10.26%	16.92%	C	-7																																			
2025/08/22	4.706	No Trade	No Trade	12.84%	0	Absolutely No	0	0	Absolutely no Trade	2.94%	7.79%	C	-11																																			



Date	9 day	9 vs 21 day	33 day
2025/07/09	Sell_9day	Buy 9 vs 21	Buy 33_Day
2025/07/10	Sell_9day	Buy 9 vs 21	Buy 33_Day
2025/07/11	Sell_9day	Buy 9 vs 21	Buy 33_Day
2025/07/14	Sell_9day	Buy 9 vs 21	Buy 33_Day
2025/07/15	Buy_9day	Buy 9 vs 21	Buy 33_Day
2025/07/16	Sell_9day	Buy 9 vs 21	Buy 33_Day
2025/07/17	Sell_9day	Buy 9 vs 21	Buy 33_Day
2025/07/18	Sell_9day	Buy 9 vs 21	Buy 33_Day
2025/07/21	Buy_9day	Sell 9 vs 21	Buy 33_Day
2025/07/21	Buy_9day	Sell 9 vs 21	Buy 33_Day
2025/07/22	Buy_9day	Sell 9 vs 21	Buy 33_Day
2025/07/23	Buy_9day	Sell 9 vs 21	Buy 33_Day
2025/07/24	Buy_9day	Buy 9 vs 21	Buy 33_Day
2025/07/25	Buy_9day	Buy 9 vs 21	Buy 33_Day
2025/07/28	Buy_9day	Buy 9 vs 21	Buy 33_Day
2025/07/29	Buy_9day	Buy 9 vs 21	Buy 33_Day
2025/07/30	Buy_9day	Buy 9 vs 21	Buy 33_Day
2025/07/31	Buy_9day	Buy 9 vs 21	Buy 33_Day
2025/08/01	Buy_9day	Buy 9 vs 21	Buy 33_Day
2025/08/04	Buy_9day	Buy 9 vs 21	Buy 33_Day
2025/08/05	Buy_9day	Buy 9 vs 21	Buy 33_Day
2025/08/06	Buy_9day	Buy 9 vs 21	Buy 33_Day
2025/08/07	Sell_9day	Buy 9 vs 21	Buy 33_Day
2025/08/08	Sell_9day	Buy 9 vs 21	Sell 33_Day
2025/08/11	Sell_9day	Buy 9 vs 21	Sell 33_Day
2025/08/12	Sell_9day	Buy 9 vs 21	Sell 33_Day
2025/08/13	Sell_9day	Buy 9 vs 21	Sell 33_Day
2025/08/14	Sell_9day	Sell 9 vs 21	Sell 33_Day
2025/08/15	Sell_9day	Sell 9 vs 21	Sell 33_Day
2025/08/18	Sell_9day	Sell 9 vs 21	Sell 33_Day
2025/08/19	Sell_9day	Sell 9 vs 21	Sell 33_Day
2025/08/20	Sell_9day	Sell 9 vs 21	Sell 33_Day
2025/08/21	Sell_9day	Sell 9 vs 21	Sell 33_Day
2025/08/22	Sell_9day	Sell 9 vs 21	Sell 33_Day

Strategy Universe	Pairs_NYSE_Nasdaq50	Ascendant guidance	Trade	Strategy_Open Date	2025/08/13	Caterpillar Guidance	Trade
-------------------	---------------------	--------------------	-------	--------------------	------------	----------------------	-------



(+) : Mom Days	0
(-) : Mom Days	0
Guided : Factor	9 vs 21 day
324_Buy Guidance	0.0%
324_Sell Guidance	82.7%
Mom_75 (days)	7.8%
9 vs 21 day	-3.86%
Price vs 9 day	-7.55%



S  
e  
l  
l

STZ.NYS

Constellation Brands

Consumer Staples

Beverages

New York

Market Cap : (B)

43 507

Follow the " 3day to 5day waiting period " before entering the trade : understand the Graph, Trend and Variables

CAG.NYS

Conagra Brands

Consumer Staples

Food Products

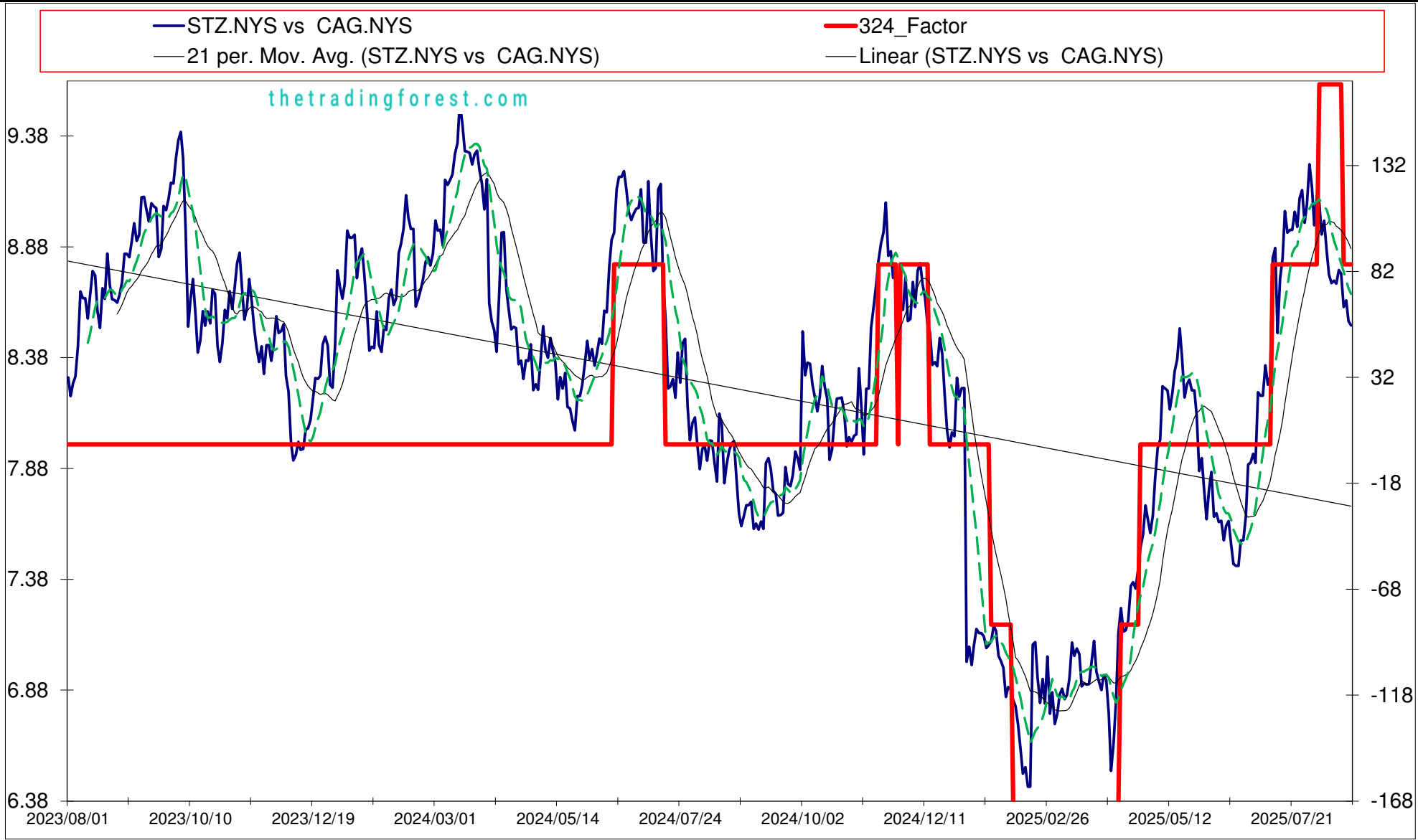
New York

Market Cap : (B)

13 087

Plan your enrty levels. Focus on the process not the outcome. Expect further short-term deviation from the trade signal. "Patience"

-1.832														-11.330														6.184													
Date	Price or Relative Price	Short_Term_ Radar	Medium_ Term_Radar	Caterpillar_ %	Wise_ Owl(Rnk)	324_Factor	Factor_324	Defcon _Index	Defcon _Index_Trade	Margin of Safety	75_Day_Mom	Trade_Rating (Guidance)	Trendsum																												
2025/07/01	7.906	No Trade	No Trade	5.92%	0	Absolutely No	0	0	Absolutely no Trade	0.76%	12.37%	C	-21																												
2025/07/02	8.225	No Trade	No Trade	37.68%	0	Absolutely No	0	90	Research Defon Sell	4.83%	16.34%	C	-15																												
2025/07/03	8.210	No Trade	No Trade	36.28%	0	Absolutely No	0	90	Research Defon Sell	4.65%	16.56%	C	-10																												
2025/07/04	8.210	No Trade	No Trade	36.37%	0	Absolutely No	0	90	Research Defon Sell	4.67%	19.01%	C	-6																												
2025/07/07	8.346	No Trade	No Trade	50.20%	0	Absolutely No	0	91	Research Defon Sell	6.44%	20.76%	C	-1																												
2025/07/08	8.259	No Trade	No Trade	41.66%	0	Absolutely No	0	90	Research Defon Sell	5.35%	19.58%	C	2																												
2025/07/09	8.294	No Trade	No Trade	45.27%	0	Absolutely No	0	90	Research Defon Sell	5.81%	20.05%	C	5																												
2025/07/10	8.831	No Trade	No Trade	98.73%	50	Research	85	95	Research Defon Sell	12.67%	26.04%	B	9																												
2025/07/11	8.876	No Trade	No Trade	100.00%	50	Research	85	96	Research Defon Sell	13.25%	24.96%	B	13																												
2025/07/14	8.492	No Trade	No Trade	63.35%	30	Research	85	92	Research Defon Sell	8.39%	21.92%	C	17																												
2025/07/15	8.736	No Trade	No Trade	86.96%	50	Research	85	94	Research Defon Sell	11.52%	26.24%	B	20																												
2025/07/16	8.830	No Trade	No Trade	96.06%	50	Research	85	95	Research Defon Sell	12.73%	28.32%	B	22																												
2025/07/17	9.042	No Trade	No Trade	100.00%	50	Research	85	97	Research Defon Sell	15.45%	30.14%	B	26																												
2025/07/18	8.944	No Trade	No Trade	92.05%	50	Research	85	96	Research Defon Sell	14.22%	29.13%	B	28																												
2025/07/21	8.957	No Trade	No Trade	93.37%	50	Research	85	96	Research Defon Sell	14.42%	32.17%	B	30																												
2025/07/21	8.957	No Trade	No Trade	93.37%	60	Research	85	96	Research Defon Sell	14.42%	37.46%	B	32																												
2025/07/22	9.039	No Trade	No Trade	100.00%	60	Research	85	97	Research Defon Sell	15.48%	36.12%	B	31																												
2025/07/23	8.970	No Trade	No Trade	94.41%	60	Research	85	96	Research Defon Sell	14.62%	31.13%	B	31																												
2025/07/24	9.101	No Trade	No Trade	100.00%	60	Research	85	97	Research Defon Sell	16.29%	27.48%	B	33																												
2025/07/25	9.137	No Trade	No Trade	100.00%	60	Research	85	98	Research Defon Sell	16.77%	26.01%	B	36																												
2025/07/28	8.990	No Trade	No Trade	89.01%	60	Research	85	96	Research Defon Sell	14.93%	25.81%	B	40																												
2025/07/29	9.073	No Trade	No Trade	95.43%	60	Research	85	97	Research Defon Sell	16.00%	26.88%	B	40																												
2025/07/30	9.253	No Trade	No Trade	100.00%	60	Research	85	98	Research Defon Sell	18.32%	28.59%	B	40																												
2025/07/31	9.148	No Trade	No Trade	92.73%	60	Research	85	97	Research Defon Sell	16.99%	24.45%	B	41																												
2025/08/01	8.978	No Trade	No Trade	80.93%	50	Research	85	95	Research Defon Sell	14.83%	21.85%	B	40																												
2025/08/04	9.111	No Trade	No Trade	90.47%	60	Research	85	97	Research Defon Sell	16.58%	24.15%	B	39																												
2025/08/05	9.077	Sell_Panda_ST	No Trade	88.16%	100	Research	170	97	Research Defon Sell	16.15%	22.24%	AA	33																												
2025/08/06	8.936	Sell_Panda_ST	Sell_Panda_ST	78.38%	90	Research	170	95	Research Defon Sell	14.36%	18.77%	AA	27																												
2025/08/07	8.998	Sell_Panda_ST	No Trade	82.80%	90	Research	170	96	Research Defon Sell	15.17%	18.70%	AA	21																												
2025/08/08	8.862	Sell_Panda_ST	Sell_Panda_ST	73.37%	60	Research	170	94	Research Defon Sell	13.44%	14.89%	B	15																												
2025/08/11	8.756	No Trade	No Trade	66.12%	50	Research	170	0	Absolutely no Trade	12.11%	14.40%	B	10																												
2025/08/12	8.717	No Trade	No Trade	63.49%	50	Research	170	0	Absolutely no Trade	11.63%	14.85%	B	6																												
2025/08/13	8.728	No Trade	No Trade	64.33%	50	Research	170	0	Absolutely no Trade	11.79%	13.81%	B	1																												
2025/08/14	8.715	No Trade	No Trade	63.51%	50	Research	170	0	Absolutely no Trade	11.64%	11.22%	B	-3																												
2025/08/15	8.776	No Trade	No Trade	67.81%	50	Research	170	0	Absolutely no Trade	12.42%	10.07%	B	-6																												
2025/08/18	8.759	No Trade	No Trade	66.87%	50	Research	170	0	Absolutely no Trade	12.25%	9.33%	C	-9																												
2025/08/19	8.609	No Trade	No Trade	56.45%	0	Research	85	0	Absolutely no Trade	10.34%	4.33%	C	-13																												
2025/08/20	8.639	No Trade	No Trade	58.60%	0	Research	85	0	Absolutely no Trade	10.74%	4.81%	C	-17																												
2025/08/21	8.546	No Trade	No Trade	52.13%	0	Research	85	0	Absolutely no Trade	9.55%	3.81%	C	-21																												
2025/08/22	8.526	No Trade	No Trade	50.83%	0	Research	85	0	Absolutely no Trade	9.31%	4.65%	C	-25																												



Date	9 day	9 vs 21 day	33 day
2025/07/08	Buy_9day	Buy 9 vs 21	Buy 33_Day
2025/07/09	Buy_9day	Buy 9 vs 21	Buy 33_Day
2025/07/10	Buy_9day	Buy 9 vs 21	Buy 33_Day
2025/07/11	Buy_9day	Buy 9 vs 21	Buy 33_Day
2025/07/14	Buy_9day	Buy 9 vs 21	Buy 33_Day
2025/07/15	Buy_9day	Buy 9 vs 21	Buy 33_Day
2025/07/16	Buy_9day	Buy 9 vs 21	Buy 33_Day
2025/07/17	Buy_9day	Buy 9 vs 21	Buy 33_Day
2025/07/18	Buy_9day	Buy 9 vs 21	Buy 33_Day
2025/07/21	Buy_9day	Buy 9 vs 21	Buy 33_Day
2025/07/21	Buy_9day	Buy 9 vs 21	Buy 33_Day
2025/07/22	Buy_9day	Buy 9 vs 21	Buy 33_Day
2025/07/23	Buy_9day	Buy 9 vs 21	Buy 33_Day
2025/07/24	Buy_9day	Buy 9 vs 21	Buy 33_Day
2025/07/25	Buy_9day	Buy 9 vs 21	Buy 33_Day
2025/07/28	Sell_9day	Buy 9 vs 21	Buy 33_Day
2025/07/29	Buy_9day	Buy 9 vs 21	Buy 33_Day
2025/07/30	Buy_9day	Buy 9 vs 21	Buy 33_Day
2025/07/31	Buy_9day	Buy 9 vs 21	Buy 33_Day
2025/08/01	Sell_9day	Buy 9 vs 21	Buy 33_Day
2025/08/04	Buy_9day	Buy 9 vs 21	Buy 33_Day
2025/08/05	Sell_9day	Buy 9 vs 21	Buy 33_Day
2025/08/06	Sell_9day	Buy 9 vs 21	Sell 33_Day
2025/08/07	Sell_9day	Buy 9 vs 21	Buy 33_Day
2025/08/08	Sell_9day	Buy 9 vs 21	Sell 33_Day
2025/08/11	Sell_9day	Buy 9 vs 21	Sell 33_Day
2025/08/12	Sell_9day	Sell 9 vs 21	Sell 33_Day
2025/08/13	Sell_9day	Sell 9 vs 21	Sell 33_Day
2025/08/14	Sell_9day	Sell 9 vs 21	Sell 33_Day
2025/08/15	Sell_9day	Sell 9 vs 21	Sell 33_Day
2025/08/18	Sell_9day	Sell 9 vs 21	Sell 33_Day
2025/08/19	Sell_9day	Sell 9 vs 21	Sell 33_Day
2025/08/20	Sell_9day	Sell 9 vs 21	Sell 33_Day
2025/08/21	Sell_9day	Sell 9 vs 21	Sell 33_Day
2025/08/22	Sell_9day	Sell 9 vs 21	Sell 33_Day

Strategy Universe	Pairs_NYSE_Consumer Staples	Ascendant guidance	Trade	Strategy_Open Date	2025/08/13	Caterpillar Guidance	Trade
<p>STZ.NYS</p> <p>21 per. Mov. Avg. (STZ.NYS)</p> <p>Linear (STZ.NYS)</p>		<p>CAG.NYS</p> <p>21 per. Mov. Avg. (CAG.NYS)</p> <p>Linear (CAG.NYS)</p>				(+) : Mom Days	46
						(-) : Mom Days	0
						Guided : Factor	33 day
						324_Buy Guidance	0.0%
						324_Sell Guidance	89.4%
						Mom_75 (days)	4.7%
						9 vs 21 day	-2.31%
						Price vs 9 day	-1.64%

S  
e  
l  
e

XLK.ARC

SPDR Select Sector Fund - Technology

Technology

ETF\_NYSE\_Price

NYSE

Market Cap : (B)

72 931

Follow the " 3day to 5day waiting period " before entering the trade : understand the Graph, Trend and Variables

XLY.ARC

SPDR Select Sector Fund - Consumer Discretionary

Consumer Discretionary

ETF\_NYSE\_Price

NYSE

Market Cap : (B)

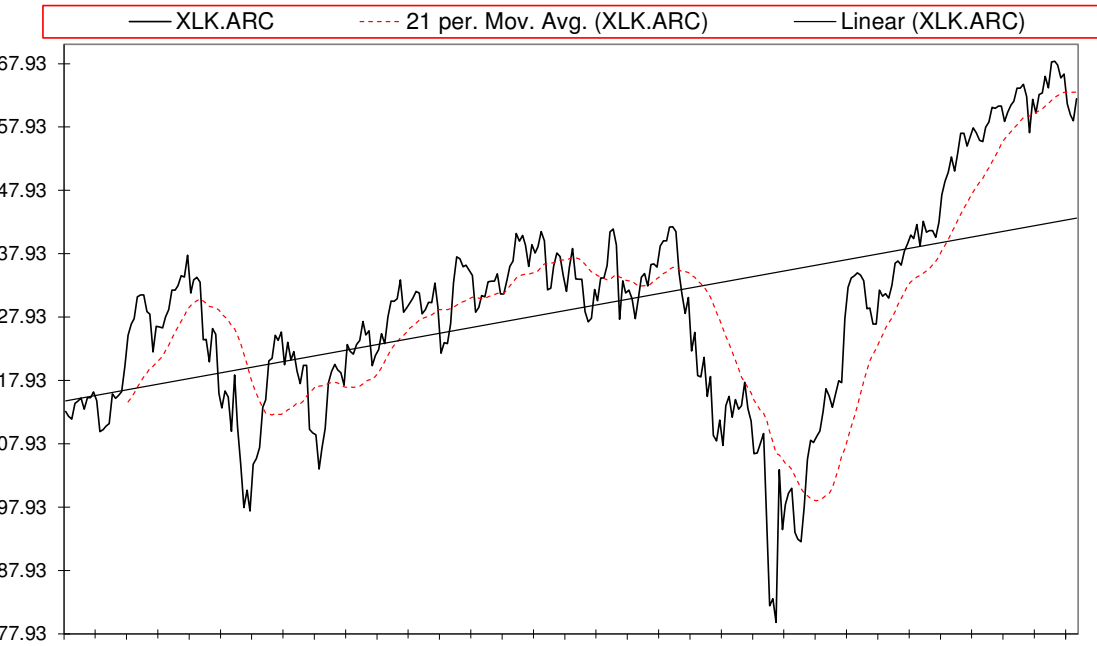
22 269

Plan your enrty levels. Focus on the process not the outcome. Expect further short-term deviation from the trade signal. "Patience"

-1.969															-20.348															10.332														
Date	Price or Relative Price	Short_Term_ Radar	Medium_ Term_Radar	Caterpillar_ %	Wise_ Owl(Rnk)	324_Factor	Factor_324	Defcon _Index	Defcon _Index_Trade	Margin of Safety	75_Day_Mom	Trade_Rating (Guidance)	Trendsum																															
2025/07/01	1.150	No Trade	No Trade	63.42%	50	Research	85	93	Research Defon Sell	6.23%	6.65%	C	24																															
2025/07/02	1.153	No Trade	No Trade	66.36%	50	Research	85	93	Research Defon Sell	6.52%	5.99%	C	23																															
2025/07/03	1.162	No Trade	No Trade	74.90%	50	Research	85	94	Research Defon Sell	7.36%	6.23%	C	23																															
2025/07/04	1.162	No Trade	No Trade	75.12%	50	Research	85	94	Research Defon Sell	7.38%	5.95%	C	23																															
2025/07/07	1.167	No Trade	No Trade	81.06%	50	Research	85	94	Research Defon Sell	7.97%	7.11%	C	25																															
2025/07/08	1.177	No Trade	No Trade	90.94%	50	Research	85	95	Research Defon Sell	8.94%	8.57%	C	28																															
2025/07/09	1.178	No Trade	No Trade	91.26%	50	Research	85	95	Research Defon Sell	8.97%	8.67%	C	29																															
2025/07/10	1.161	No Trade	No Trade	75.75%	50	Research	85	94	Research Defon Sell	7.45%	8.97%	C	28																															
2025/07/11	1.155	No Trade	No Trade	70.87%	50	Research	85	93	Research Defon Sell	6.97%	10.00%	C	27																															
2025/07/14	1.150	Sell_Panda_ST	Sell_Panda_ST	66.62%	50	Research	85	93	Research Defon Sell	6.55%	10.59%	C	24																															
2025/07/15	1.177	No Trade	No Trade	92.35%	50	Research	85	95	Research Defon Sell	9.08%	12.40%	C	19																															
2025/07/16	1.179	No Trade	No Trade	93.98%	50	Research	85	95	Research Defon Sell	9.24%	12.73%	C	18																															
2025/07/17	1.185	No Trade	No Trade	100.00%	50	Research	85	96	Research Defon Sell	9.88%	13.72%	C	18																															
2025/07/18	1.174	No Trade	No Trade	89.74%	50	Research	85	95	Research Defon Sell	8.86%	13.94%	C	17																															
2025/07/21	1.170	No Trade	No Trade	86.66%	50	Research	85	95	Research Defon Sell	8.56%	14.51%	C	16																															
2025/07/21	1.170	No Trade	No Trade	86.66%	50	Research	85	95	Research Defon Sell	8.56%	17.30%	B	14																															
2025/07/22	1.148	No Trade	No Trade	65.78%	30	Research	85	93	Research Defon Sell	6.50%	13.01%	C	10																															
2025/07/23	1.149	No Trade	No Trade	67.05%	30	Research	85	93	Research Defon Sell	6.62%	12.73%	C	7																															
2025/07/24	1.173	No Trade	No Trade	90.08%	50	Research	85	95	Research Defon Sell	8.90%	12.53%	C	5																															
2025/07/25	1.165	No Trade	No Trade	82.66%	50	Research	85	94	Research Defon Sell	8.16%	12.63%	C	4																															
2025/07/28	1.168	No Trade	No Trade	85.67%	50	Research	85	95	Research Defon Sell	8.46%	11.68%	C	0																															
2025/07/29	1.176	No Trade	No Trade	93.56%	50	Research	85	95	Research Defon Sell	9.24%	11.76%	C	1																															
2025/07/30	1.186	No Trade	No Trade	100.00%	50	Research	85	96	Research Defon Sell	10.21%	11.51%	C	1																															
2025/07/31	1.187	No Trade	No Trade	100.00%	50	Research	85	96	Research Defon Sell	10.29%	12.74%	C	4																															
2025/08/01	1.190	No Trade	No Trade	100.00%	50	Research	85	96	Research Defon Sell	10.60%	14.36%	C	8																															
2025/08/04	1.200	No Trade	No Trade	100.00%	50	Research	85	97	Research Defon Sell	11.61%	16.04%	B	12																															
2025/08/05	1.188	No Trade	No Trade	91.02%	50	Research	85	96	Research Defon Sell	10.56%	14.19%	C	16																															
2025/08/06	1.177	No Trade	No Trade	82.33%	50	Research	85	95	Research Defon Sell	9.56%	11.23%	C	17																															
2025/08/07	1.179	Sell_Panda_ST	No Trade	83.68%	50	Research	85	95	Research Defon Sell	9.71%	11.72%	C	17																															
2025/08/08	1.188	No Trade	No Trade	91.65%	50	Research	85	96	Research Defon Sell	10.64%	12.86%	C	15																															
2025/08/11	1.177	No Trade	No Trade	83.33%	50	Research	85	95	Research Defon Sell	9.67%	12.07%	C	11																															
2025/08/12	1.183	No Trade	No Trade	88.08%	50	Research	85	95	Research Defon Sell	10.22%	11.13%	C	8																															
2025/08/13	1.167	No Trade	No Trade	75.77%	50	Research	85	94	Research Defon Sell	8.79%	8.68%	C	4																															
2025/08/14	1.166	No Trade	No Trade	75.00%	30	Research	85	94	Research Defon Sell	8.70%	8.44%	C	0																															
2025/08/15	1.160	No Trade	No Trade	70.32%	30	Research	85	93	Research Defon Sell	8.16%	7.30%	C	-3																															
2025/08/18	1.158	No Trade	No Trade	69.15%	30	Research	85	93	Research Defon Sell	8.03%	7.05%	C	-5																															
2025/08/19	1.138	No Trade	No Trade	53.52%	0	Research	85	0	Absolutely no Trade	6.21%	5.00%	C	-8																															
2025/08/20	1.142	No Trade	No Trade	56.59%	30	Research	85	92	Research Defon Sell	6.57%	5.57%	C	-11																															
2025/08/21	1.144	No Trade	No Trade	58.91%	30	Research	85	92	Research Defon Sell	6.84%	6.46%	C	-14																															
2025/08/22	1.126	No Trade	No Trade	44.08%	0	Absolutely No	0	0	Absolutely no Trade	5.12%	5.05%	C	-20																															



Date	9 day	9 vs 21 day	33 day
2025/07/08	Buy_9day	Buy 9 vs 21	Buy 33_Day
2025/07/09	Buy_9day	Buy 9 vs 21	Buy 33_Day
2025/07/10	Sell_9day	Buy 9 vs 21	Buy 33_Day
2025/07/11	Sell_9day	Buy 9 vs 21	Buy 33_Day
2025/07/14	Sell_9day	Buy 9 vs 21	Buy 33_Day
2025/07/15	Buy_9day	Buy 9 vs 21	Buy 33_Day
2025/07/16	Buy_9day	Buy 9 vs 21	Buy 33_Day
2025/07/17	Buy_9day	Buy 9 vs 21	Buy 33_Day
2025/07/18	Buy_9day	Buy 9 vs 21	Buy 33_Day
2025/07/21	Buy_9day	Buy 9 vs 21	Buy 33_Day
2025/07/21	Buy_9day	Buy 9 vs 21	Buy 33_Day
2025/07/22	Sell_9day	Buy 9 vs 21	Sell 33_Day
2025/07/23	Sell_9day	Buy 9 vs 21	Sell 33_Day
2025/07/24	Buy_9day	Buy 9 vs 21	Buy 33_Day
2025/07/25	Sell_9day	Buy 9 vs 21	Buy 33_Day
2025/07/28	Buy_9day	Buy 9 vs 21	Buy 33_Day
2025/07/29	Buy_9day	Sell 9 vs 21	Buy 33_Day
2025/07/30	Buy_9day	Sell 9 vs 21	Buy 33_Day
2025/07/31	Buy_9day	Sell 9 vs 21	Buy 33_Day
2025/08/01	Buy_9day	Buy 9 vs 21	Buy 33_Day
2025/08/04	Buy_9day	Buy 9 vs 21	Buy 33_Day
2025/08/05	Buy_9day	Buy 9 vs 21	Buy 33_Day
2025/08/06	Sell_9day	Buy 9 vs 21	Buy 33_Day
2025/08/07	Sell_9day	Buy 9 vs 21	Buy 33_Day
2025/08/08	Buy_9day	Buy 9 vs 21	Buy 33_Day
2025/08/11	Sell_9day	Buy 9 vs 21	Buy 33_Day
2025/08/12	Sell_9day	Buy 9 vs 21	Buy 33_Day
2025/08/13	Sell_9day	Buy 9 vs 21	Sell 33_Day
2025/08/14	Sell_9day	Buy 9 vs 21	Sell 33_Day
2025/08/15	Sell_9day	Buy 9 vs 21	Sell 33_Day
2025/08/18	Sell_9day	Sell 9 vs 21	Sell 33_Day
2025/08/19	Sell_9day	Sell 9 vs 21	Sell 33_Day
2025/08/20	Sell_9day	Sell 9 vs 21	Sell 33_Day
2025/08/21	Sell_9day	Sell 9 vs 21	Sell 33_Day
2025/08/22	Sell_9day	Sell 9 vs 21	Sell 33_Day

Strategy Universe	NYSE_ETF_Pairs	Ascendant guidance	Trade	Strategy_Open Date	2025/08/13	Caterpillar Guidance	Trade	
<div><div><div>— XLK.ARC</div><div>----- 21 per. Mov. Avg. (XLK.ARC)</div><div>— Linear (XLK.ARC)</div></div></div>							(+) : Mom Days	0
							(-) : Mom Days	0
							Guided : Factor	9 vs 21 day
							324_Buy Guidance	0.0%
							324_Sell Guidance	88.0%
							Mom_75 (days)	5.0%
							9 vs 21 day	-1.36%
							Price vs 9 day	-2.43%



S  
e  
l  
l

MSFT.NAS

Microsoft Corporation

Technology

Software

New York

Market Cap : (B)

3 100 345

DIA.ARC

SPDR Dow Jones Industrial Average ETF

Index

ETF\_NYSE\_Price

NYSE

Market Cap : (B)

38 640

Follow the " 3day to 5day waiting period " before entering the trade : understand the Graph, Trend and Variables

Plan your enrty levels. Focus on the process not the outcome. Expect further short-term deviation from the trade signal. "Patience"

-3.8554.834-1.254														
Date	Price or Relative Price	Short_Term_ Radar	Medium_ Term_Radar	Caterpillar_ %	Wise_ Owl(Rnk)	324_Factor	Factor_324	Defcon _Index	Defcon _Index_Trade	Margin of Safety	75_Day_Mom	Trade_Rating (Guidance)	Trendsum	
2025/07/01	1.106	Sell_Panda_ST	Sell_Panda_ST	37.34%	0	Absolutely No	0	95	Research Defon Sell	5.91%	19.36%	C	39	
2025/07/02	1.104	Sell_Panda_ST	Sell_Panda_ST	36.27%	0	Absolutely No	0	95	Research Defon Sell	5.74%	18.05%	C	33	
2025/07/03	1.113	Sell_Panda_ST	Sell_Panda_ST	41.66%	50	Research	85	95	Research Defon Sell	6.59%	20.06%	B	27	
2025/07/04	1.113	Sell_Panda_ST	Sell_Panda_ST	41.63%	50	Research	85	95	Research Defon Sell	6.59%	20.91%	B	22	
2025/07/07	1.121	Sell_Panda_ST	No Trade	46.20%	50	Research	85	96	Research Defon Sell	7.31%	21.52%	B	18	
2025/07/08	1.123	No Trade	No Trade	47.15%	50	Research	85	96	Research Defon Sell	7.46%	21.92%	B	15	
2025/07/09	1.133	No Trade	No Trade	53.22%	50	Research	85	97	Research Defon Sell	8.42%	21.48%	B	15	
2025/07/10	1.123	No Trade	No Trade	47.40%	50	Research	85	96	Research Defon Sell	7.50%	21.57%	B	15	
2025/07/11	1.135	No Trade	No Trade	54.36%	50	Research	85	97	Research Defon Sell	8.60%	23.44%	B	17	
2025/07/14	1.131	No Trade	No Trade	52.29%	50	Research	85	97	Research Defon Sell	8.27%	22.52%	B	19	
2025/07/15	1.149	No Trade	No Trade	62.99%	50	Research	85	98	Research Defon Sell	9.97%	26.09%	B	21	
2025/07/16	1.143	No Trade	No Trade	59.21%	50	Research	85	98	Research Defon Sell	9.37%	27.85%	B	23	
2025/07/17	1.149	No Trade	No Trade	62.99%	50	Research	85	98	Research Defon Sell	9.97%	26.18%	B	25	
2025/07/18	1.151	No Trade	No Trade	63.78%	50	Research	85	98	Research Defon Sell	10.09%	27.08%	B	25	
2025/07/21	1.150	No Trade	No Trade	63.41%	50	Research	85	98	Research Defon Sell	10.03%	24.92%	B	26	
2025/07/21	1.150	No Trade	No Trade	63.41%	50	Research	85	98	Research Defon Sell	10.03%	22.50%	B	26	
2025/07/22	1.136	No Trade	No Trade	54.49%	50	Research	85	97	Research Defon Sell	8.62%	20.44%	B	26	
2025/07/23	1.124	Sell_Panda_ST	Sell_Panda_ST	47.26%	50	Research	85	96	Research Defon Sell	7.48%	19.31%	B	22	
2025/07/24	1.143	Sell_Panda_ST	No Trade	58.70%	50	Research	85	98	Research Defon Sell	9.29%	18.82%	B	18	
2025/07/25	1.144	No Trade	No Trade	59.54%	50	Research	85	98	Research Defon Sell	9.42%	18.71%	B	14	
2025/07/28	1.143	Sell_Panda_ST	No Trade	58.85%	50	Research	85	98	Research Defon Sell	9.31%	18.27%	B	12	
2025/07/29	1.148	No Trade	No Trade	61.79%	50	Research	85	98	Research Defon Sell	9.78%	20.02%	B	8	
2025/07/30	1.154	No Trade	No Trade	65.35%	50	Research	85	98	Research Defon Sell	10.34%	20.78%	B	8	
2025/07/31	1.209	No Trade	No Trade	98.47%	50	Research	85	100	Research Defon Sell	15.58%	29.07%	A	8	
2025/08/01	1.203	No Trade	No Trade	94.82%	50	Research	85	100	Research Defon Sell	15.00%	28.00%	A	10	
2025/08/04	1.212	No Trade	No Trade	100.00%	50	Research	85	100	Research Defon Sell	15.90%	29.52%	A	13	
2025/08/05	1.196	No Trade	No Trade	90.32%	50	Research	85	99	Research Defon Sell	14.36%	26.51%	B	17	
2025/08/06	1.188	No Trade	No Trade	85.11%	50	Research	85	98	Research Defon Sell	13.53%	22.97%	B	19	
2025/08/07	1.184	No Trade	No Trade	83.12%	50	Research	85	98	Research Defon Sell	13.21%	21.22%	B	21	
2025/08/08	1.181	Sell_Panda_ST	No Trade	81.17%	50	Research	85	97	Research Defon Sell	12.90%	21.49%	B	19	
2025/08/11	1.186	Sell_Panda_ST	No Trade	83.78%	50	Research	85	98	Research Defon Sell	13.32%	21.94%	B	17	
2025/08/12	1.190	Sell_Panda_ST	No Trade	86.35%	50	Research	85	98	Research Defon Sell	13.73%	22.35%	B	12	
2025/08/13	1.158	No Trade	No Trade	67.19%	50	Research	85	96	Research Defon Sell	10.68%	10.94%	C	9	
2025/08/14	1.163	No Trade	No Trade	70.10%	50	Research	85	96	Research Defon Sell	11.14%	10.38%	C	5	
2025/08/15	1.157	No Trade	No Trade	66.40%	50	Research	85	95	Research Defon Sell	10.56%	9.37%	C	1	
2025/08/18	1.152	No Trade	No Trade	62.93%	0	Research	85	0	Absolutely no Trade	10.00%	8.49%	C	-3	
2025/08/19	1.135	No Trade	No Trade	52.72%	0	Research	85	0	Absolutely no Trade	8.38%	7.62%	C	-5	
2025/08/20	1.125	No Trade	No Trade	47.17%	0	Research	85	0	Absolutely no Trade	7.50%	6.30%	C	-9	
2025/08/21	1.126	No Trade	No Trade	47.28%	0	Research	85	0	Absolutely no Trade	7.52%	5.82%	C	-13	
2025/08/22	1.111	No Trade	No Trade	38.31%	0	Research	85	-78	Absolutely no Trade	6.09%	4.89%	C	-17	



Date	9 day	9 vs 21 day	33 day
2025/07/08	Buy_9day	Sell 9 vs 21	Buy 33_Day
2025/07/09	Buy_9day	Sell 9 vs 21	Buy 33_Day
2025/07/10	Buy_9day	Sell 9 vs 21	Buy 33_Day
2025/07/11	Buy_9day	Sell 9 vs 21	Buy 33_Day
2025/07/14	Buy_9day	Sell 9 vs 21	Buy 33_Day
2025/07/15	Buy_9day	Sell 9 vs 21	Buy 33_Day
2025/07/16	Buy_9day	Buy 9 vs 21	Buy 33_Day
2025/07/17	Buy_9day	Buy 9 vs 21	Buy 33_Day
2025/07/18	Buy_9day	Buy 9 vs 21	Buy 33_Day
2025/07/21	Buy_9day	Buy 9 vs 21	Buy 33_Day
2025/07/21	Buy_9day	Buy 9 vs 21	Buy 33_Day
2025/07/22	Sell_9day	Buy 9 vs 21	Buy 33_Day
2025/07/23	Sell_9day	Buy 9 vs 21	Sell 33_Day
2025/07/24	Sell_9day	Buy 9 vs 21	Buy 33_Day
2025/07/25	Buy_9day	Buy 9 vs 21	Buy 33_Day
2025/07/28	Sell_9day	Buy 9 vs 21	Buy 33_Day
2025/07/29	Buy_9day	Buy 9 vs 21	Buy 33_Day
2025/07/30	Buy_9day	Buy 9 vs 21	Buy 33_Day
2025/07/31	Buy_9day	Buy 9 vs 21	Buy 33_Day
2025/08/01	Buy_9day	Buy 9 vs 21	Buy 33_Day
2025/08/04	Buy_9day	Buy 9 vs 21	Buy 33_Day
2025/08/05	Buy_9day	Buy 9 vs 21	Buy 33_Day
2025/08/06	Buy_9day	Buy 9 vs 21	Buy 33_Day
2025/08/07	Buy_9day	Buy 9 vs 21	Buy 33_Day
2025/08/08	Sell_9day	Buy 9 vs 21	Buy 33_Day
2025/08/11	Sell_9day	Buy 9 vs 21	Buy 33_Day
2025/08/12	Sell_9day	Buy 9 vs 21	Buy 33_Day
2025/08/13	Sell_9day	Buy 9 vs 21	Buy 33_Day
2025/08/14	Sell_9day	Buy 9 vs 21	Buy 33_Day
2025/08/15	Sell_9day	Buy 9 vs 21	Buy 33_Day
2025/08/18	Sell_9day	Buy 9 vs 21	Sell 33_Day
2025/08/19	Sell_9day	Buy 9 vs 21	Sell 33_Day
2025/08/20	Sell_9day	Sell 9 vs 21	Sell 33_Day
2025/08/21	Sell_9day	Sell 9 vs 21	Sell 33_Day
2025/08/22	Sell_9day	Sell 9 vs 21	Sell 33_Day

Strategy Universe

Rel vs Dow Jones

MSFT.NAS

21 per. Mov. Avg. (MSFT.NAS)

Linear (MSFT.NAS)

MSFT.NAS

21 per. Mov. Avg. (MSFT.NAS)

Linear (MSFT.NAS)

Ascendant guidance

Trade

Strategy\_Open Date

2025/08/13

Caterpillar Guidance

Trade

DIA.ARC

21 per. Mov. Avg. (DIA.ARC)

Linear (DIA.ARC)

DIA.ARC

21 per. Mov. Avg. (DIA.ARC)

Linear (DIA.ARC)

(+) : Mom Days

0

(-) : Mom Days

0

Guided : Factor

9 vs 21 day

324\_Buy Guidance

0.0%

324\_Sell Guidance

91.6%

Mom\_75 (days)

4.9%

9 vs 21 day

-1.61%

Price vs 9 day

-3.10%

S  
e  
l  
l

CAT.NYS

Caterpillar Inc.

Industrial Machinery

New York

Market Cap : (B)191 909

Follow the " 3day to 5day waiting period " before entering the trade : understand the Graph, Trend and Variables

UNP.NYS

Union Pacific Corporation

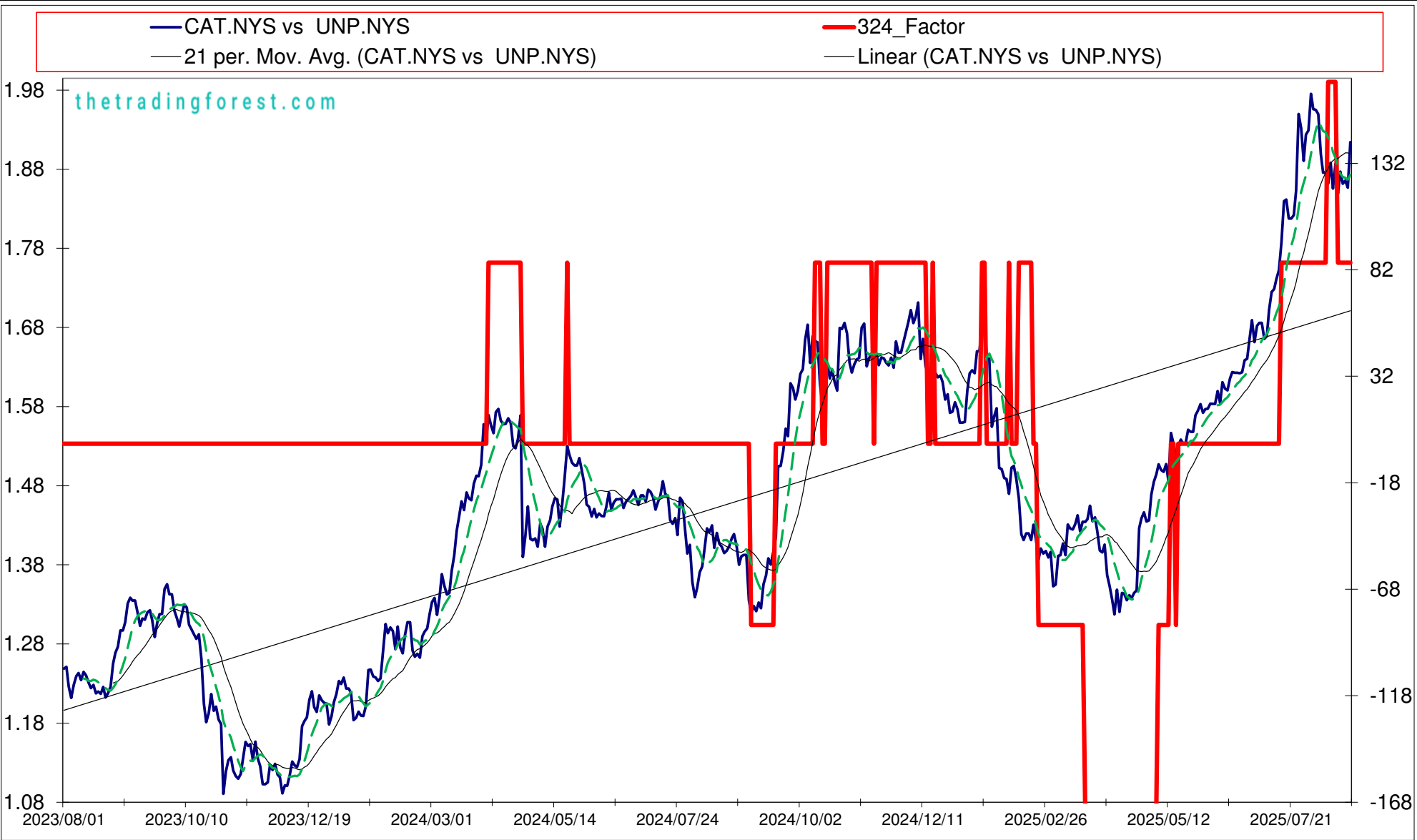
Industrial Road & Rail

New York

Market Cap : (B)146 951

Plan your enrty levels. Focus on the process not the outcome. Expect further short-term deviation from the trade signal. "Patience"

-2.33534.598-14.819														
Date	Price or Relative Price	Short_Term_Radar	Medium_Term_Radar	Caterpillar_%	Wise_Owl(Rnk)	324_Factor	Factor_324	Defcon_Index	Defcon_Index_Trade	Margin of Safety	75_Day_Mom	Trade_Rating (Guidance)	Trendsum	
2025/07/01	1.659	No Trade	No Trade	7.07%	30	Absolutely No	0	97	Research Defon Sell	0.88%	16.65%	C	42	
2025/07/02	1.680	No Trade	No Trade	16.85%	30	Absolutely No	0	99	Research Defon Sell	2.09%	17.49%	C	41	
2025/07/03	1.684	No Trade	No Trade	18.46%	30	Absolutely No	0	99	Research Defon Sell	2.29%	16.89%	C	40	
2025/07/04	1.684	No Trade	No Trade	18.18%	30	Absolutely No	0	99	Research Defon Sell	2.26%	18.57%	C	38	
2025/07/07	1.664	No Trade	No Trade	7.44%	30	Absolutely No	0	98	Research Defon Sell	0.92%	16.13%	C	37	
2025/07/08	1.667	No Trade	No Trade	8.82%	30	Absolutely No	0	98	Research Defon Sell	1.10%	16.39%	C	34	
2025/07/09	1.701	No Trade	No Trade	25.00%	30	Absolutely No	0	100	Research Defon Sell	3.11%	18.45%	C	33	
2025/07/10	1.723	No Trade	No Trade	35.60%	30	Absolutely No	0	100	Research Defon Sell	4.42%	18.60%	C	33	
2025/07/11	1.727	No Trade	No Trade	37.11%	30	Absolutely No	0	100	Research Defon Sell	4.61%	20.48%	C	33	
2025/07/14	1.739	No Trade	No Trade	42.42%	30	Absolutely No	0	100	Research Defon Sell	5.27%	20.95%	C	33	
2025/07/15	1.751	No Trade	No Trade	47.71%	30	Absolutely No	0	100	Research Defon Sell	5.93%	23.27%	C	35	
2025/07/16	1.786	No Trade	No Trade	64.63%	50	Research	85	100	Research Defon Sell	8.03%	27.93%	A	37	
2025/07/17	1.838	No Trade	No Trade	89.55%	60	Research	85	100	Research Defon Sell	11.13%	31.85%	A	38	
2025/07/18	1.840	No Trade	No Trade	90.24%	60	Research	85	100	Research Defon Sell	11.21%	31.09%	A	39	
2025/07/21	1.816	No Trade	No Trade	77.64%	50	Research	85	99	Research Defon Sell	9.65%	33.00%	B	41	
2025/07/21	1.816	No Trade	No Trade	77.64%	50	Research	85	99	Research Defon Sell	9.65%	34.41%	B	41	
2025/07/22	1.820	No Trade	No Trade	81.08%	50	Research	85	99	Research Defon Sell	9.86%	36.44%	B	39	
2025/07/23	1.851	No Trade	No Trade	96.24%	60	Research	85	100	Research Defon Sell	11.71%	40.73%	A	38	
2025/07/24	1.948	No Trade	No Trade	100.00%	60	Research	85	100	Research Defon Sell	17.51%	44.64%	A	39	
2025/07/25	1.930	No Trade	No Trade	93.66%	60	Research	85	99	Research Defon Sell	16.40%	46.39%	A	40	
2025/07/28	1.889	No Trade	No Trade	78.75%	50	Research	85	97	Research Defon Sell	13.79%	40.68%	B	41	
2025/07/29	1.922	No Trade	No Trade	89.98%	60	Research	85	99	Research Defon Sell	15.75%	43.29%	B	40	
2025/07/30	1.927	No Trade	No Trade	91.54%	60	Research	85	99	Research Defon Sell	16.02%	44.53%	B	36	
2025/07/31	1.973	No Trade	No Trade	100.00%	60	Research	85	100	Research Defon Sell	18.77%	47.32%	A	36	
2025/08/01	1.954	No Trade	No Trade	93.57%	60	Research	85	99	Research Defon Sell	17.57%	46.26%	A	37	
2025/08/04	1.953	No Trade	No Trade	92.68%	60	Research	85	99	Research Defon Sell	17.40%	45.49%	B	38	
2025/08/05	1.947	No Trade	No Trade	90.69%	60	Research	85	99	Research Defon Sell	17.03%	44.71%	B	38	
2025/08/06	1.897	No Trade	No Trade	74.36%	50	Research	85	96	Research Defon Sell	13.96%	33.20%	B	34	
2025/08/07	1.873	Sell_Panda_ST	No Trade	66.56%	30	Research	85	0	Absolutely no Trade	12.50%	30.39%	C	29	
2025/08/08	1.874	Sell_Panda_ST	No Trade	66.64%	30	Research	85	0	Absolutely no Trade	12.51%	29.77%	C	25	
2025/08/11	1.860	Sell_Panda_ST	Sell_Panda_ST	61.50%	50	Research	170	0	Absolutely no Trade	11.55%	29.81%	B	21	
2025/08/12	1.886	Sell_Panda_ST	No Trade	69.70%	75	Research	170	96	Research Defon Sell	13.08%	31.53%	AA	17	
2025/08/13	1.854	Sell_Panda_ST	Sell_Panda_ST	59.10%	50	Research	170	0	Absolutely no Trade	11.10%	26.40%	B	12	
2025/08/14	1.885	No Trade	No Trade	68.81%	60	Research	170	96	Research Defon Sell	12.92%	27.10%	A	6	
2025/08/15	1.847	No Trade	No Trade	56.60%	0	Research	85	0	Absolutely no Trade	10.63%	23.78%	C	1	
2025/08/18	1.875	No Trade	No Trade	64.92%	50	Research	85	95	Research Defon Sell	12.19%	24.57%	B	-4	
2025/08/19	1.859	No Trade	No Trade	59.78%	0	Research	85	0	Absolutely no Trade	11.22%	24.15%	C	-8	
2025/08/20	1.864	No Trade	No Trade	60.93%	0	Research	85	0	Absolutely no Trade	11.44%	24.63%	C	-10	
2025/08/21	1.855	No Trade	No Trade	57.92%	0	Research	85	0	Absolutely no Trade	10.87%	23.22%	C	-13	
2025/08/22	1.912	No Trade	No Trade	75.96%	50	Research	85	97	Research Defon Sell	14.26%	28.87%	B	-12	



Date	9 day	9 vs 21 day	33 day
2025/07/08	Sell_9day	Buy 9 vs 21	Buy 33_Day
2025/07/09	Buy_9day	Buy 9 vs 21	Buy 33_Day
2025/07/10	Buy_9day	Buy 9 vs 21	Buy 33_Day
2025/07/11	Buy_9day	Buy 9 vs 21	Buy 33_Day
2025/07/14	Buy_9day	Buy 9 vs 21	Buy 33_Day
2025/07/15	Buy_9day	Buy 9 vs 21	Buy 33_Day
2025/07/16	Buy_9day	Buy 9 vs 21	Buy 33_Day
2025/07/17	Buy_9day	Buy 9 vs 21	Buy 33_Day
2025/07/18	Buy_9day	Buy 9 vs 21	Buy 33_Day
2025/07/21	Buy_9day	Buy 9 vs 21	Buy 33_Day
2025/07/21	Buy_9day	Buy 9 vs 21	Buy 33_Day
2025/07/22	Buy_9day	Buy 9 vs 21	Buy 33_Day
2025/07/23	Buy_9day	Buy 9 vs 21	Buy 33_Day
2025/07/24	Buy_9day	Buy 9 vs 21	Buy 33_Day
2025/07/25	Buy_9day	Buy 9 vs 21	Buy 33_Day
2025/07/28	Buy_9day	Buy 9 vs 21	Buy 33_Day
2025/07/29	Buy_9day	Buy 9 vs 21	Buy 33_Day
2025/07/30	Buy_9day	Buy 9 vs 21	Buy 33_Day
2025/07/31	Buy_9day	Buy 9 vs 21	Buy 33_Day
2025/08/01	Buy_9day	Buy 9 vs 21	Buy 33_Day
2025/08/04	Buy_9day	Buy 9 vs 21	Buy 33_Day
2025/08/05	Buy_9day	Buy 9 vs 21	Buy 33_Day
2025/08/06	Sell_9day	Buy 9 vs 21	Buy 33_Day
2025/08/07	Sell_9day	Buy 9 vs 21	Buy 33_Day
2025/08/08	Sell_9day	Buy 9 vs 21	Buy 33_Day
2025/08/11	Sell_9day	Buy 9 vs 21	Buy 33_Day
2025/08/12	Sell_9day	Buy 9 vs 21	Buy 33_Day
2025/08/13	Sell_9day	Buy 9 vs 21	Buy 33_Day
2025/08/14	Sell_9day	Buy 9 vs 21	Buy 33_Day
2025/08/15	Sell_9day	Sell 9 vs 21	Buy 33_Day
2025/08/18	Buy_9day	Sell 9 vs 21	Buy 33_Day
2025/08/19	Sell_9day	Sell 9 vs 21	Buy 33_Day
2025/08/20	Sell_9day	Sell 9 vs 21	Buy 33_Day
2025/08/21	Sell_9day	Sell 9 vs 21	Sell 33_Day
2025/08/22	Buy_9day	Sell 9 vs 21	Buy 33_Day

Strategy Universe	Pairs_NYSE_Industrial	Ascendant guidance	Trade	Strategy_Open Date	2025/08/13	Caterpillar Guidance	Trade
<div><div><div>CAT.NYS</div><div>21 per. Mov. Avg. (CAT.NYS)</div><div>Linear (CAT.NYS)</div></div><div><div>UNP.NYS</div><div>21 per. Mov. Avg. (UNP.NYS)</div><div>Linear (UNP.NYS)</div></div></div>						(+) : Mom Days	70
						(-) : Mom Days	0
						Guided : Factor	66 day
						324_Buy Guidance	0.0%
						324_Sell Guidance	96.9%
						Mom_75 (days)	28.9%
						9 vs 21 day	-1.38%
						Price vs 9 day	2.21%



S  
e  
l  
l

CSX.NAS

Csx Corporation

Industrial

Road & Rail

New York

Market Cap : (B)

68 999

CPRT.NAS

Copart

Industrial

Commercial Services & Supplies

New York

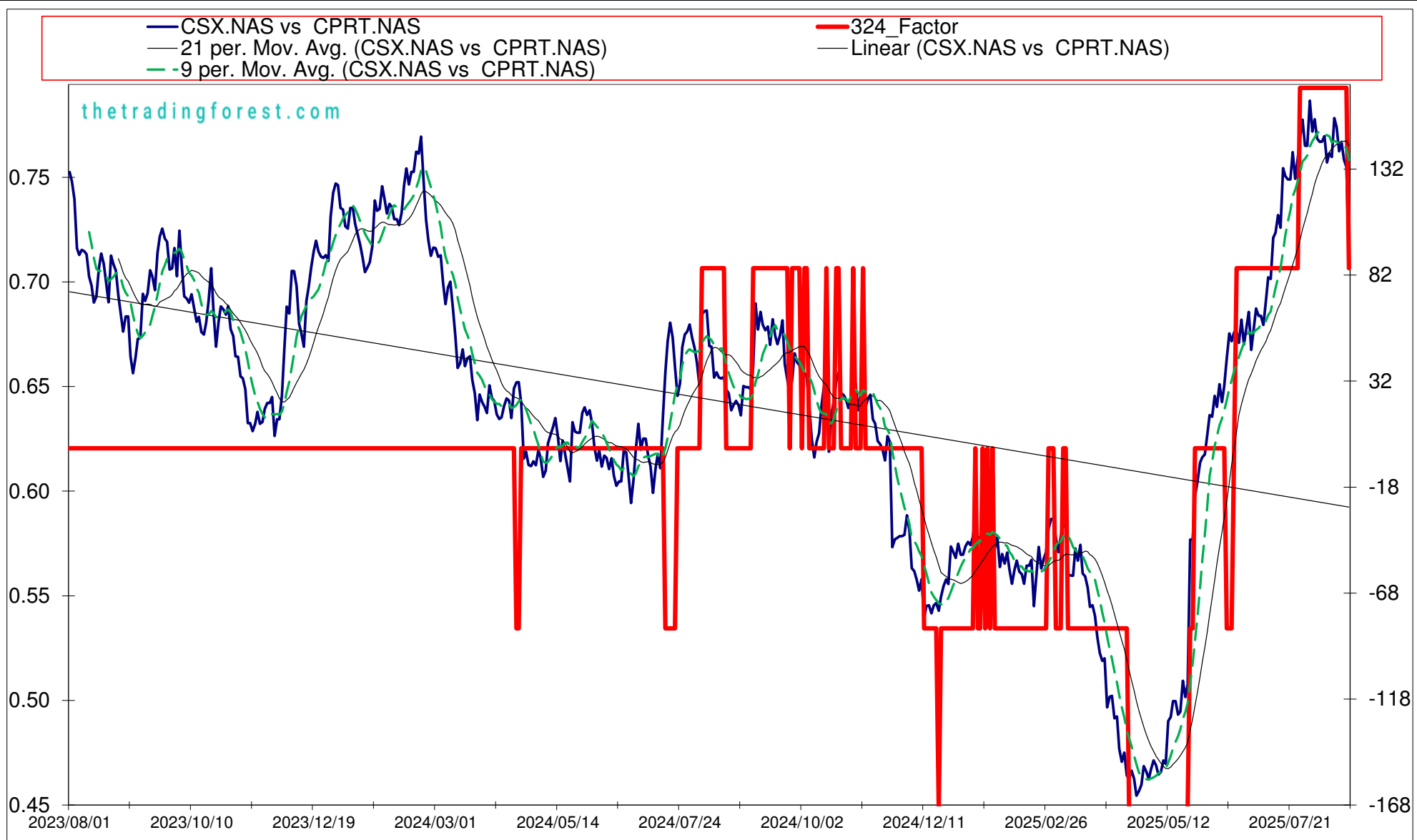
Market Cap : (B)

60 404

Follow the " 3day to 5day waiting period " before entering the trade : understand the Graph, Trend and Variables

Plan your enrty levels. Focus on the process not the outcome. Expect further short-term deviation from the trade signal. "Patience"

-18.5872.496-0.134														
Date	Price or Relative Price	Short_Term_ Radar	Medium_ Term_Radar	Caterpillar_ %	Wise_ Owl(Rnk)	324_Factor	Factor_324	Defcon _Index	Defcon _Index_Trade	Margin of Safety	75_Day_Mom	Trade_Rating (Guidance)	Trendsum	
2025/07/01	0.674	No Trade	No Trade	76.06%	50	Research	85	93	Research Defon Sell	9.26%	21.06%	B	33	
2025/07/02	0.685	No Trade	No Trade	90.07%	50	Research	85	94	Research Defon Sell	10.97%	20.14%	B	30	
2025/07/03	0.681	No Trade	No Trade	85.34%	50	Research	85	94	Research Defon Sell	10.39%	20.73%	B	28	
2025/07/04	0.681	No Trade	No Trade	85.32%	50	Research	85	94	Research Defon Sell	10.39%	19.14%	B	27	
2025/07/07	0.677	No Trade	No Trade	79.36%	50	Research	85	93	Research Defon Sell	9.67%	21.28%	B	27	
2025/07/08	0.688	No Trade	No Trade	94.60%	50	Research	85	94	Research Defon Sell	11.52%	23.63%	B	27	
2025/07/09	0.700	No Trade	No Trade	100.00%	50	Research	85	95	Research Defon Sell	13.35%	26.89%	B	28	
2025/07/10	0.699	No Trade	No Trade	99.10%	50	Research	85	95	Research Defon Sell	13.23%	28.92%	B	29	
2025/07/11	0.718	No Trade	No Trade	100.00%	50	Research	85	97	Research Defon Sell	16.40%	32.33%	B	30	
2025/07/14	0.721	No Trade	No Trade	100.00%	60	Research	85	97	Research Defon Sell	16.80%	34.08%	B	32	
2025/07/15	0.729	No Trade	No Trade	100.00%	60	Research	85	97	Research Defon Sell	18.16%	38.19%	B	33	
2025/07/16	0.723	No Trade	No Trade	94.58%	60	Research	85	97	Research Defon Sell	17.18%	39.09%	B	33	
2025/07/17	0.752	No Trade	No Trade	100.00%	60	Research	85	99	Research Defon Sell	21.78%	45.60%	B	34	
2025/07/18	0.748	No Trade	No Trade	97.11%	60	Research	85	98	Research Defon Sell	21.15%	44.53%	B	36	
2025/07/21	0.746	No Trade	No Trade	95.98%	60	Research	85	98	Research Defon Sell	20.91%	51.05%	B	37	
2025/07/21	0.746	No Trade	No Trade	95.98%	60	Research	85	98	Research Defon Sell	20.91%	49.54%	B	38	
2025/07/22	0.759	No Trade	No Trade	100.00%	60	Research	85	99	Research Defon Sell	23.00%	52.00%	A	38	
2025/07/23	0.747	No Trade	No Trade	91.05%	60	Research	85	98	Research Defon Sell	20.94%	52.73%	B	38	
2025/07/24	0.756	No Trade	No Trade	97.86%	60	Research	85	99	Research Defon Sell	22.51%	54.45%	A	38	
2025/07/25	0.766	No Trade	No Trade	100.00%	100	Research	170	100	Research Defon Sell	24.04%	61.49%	AAA	38	
2025/07/28	0.775	No Trade	No Trade	100.00%	100	Research	170	100	Research Defon Sell	25.50%	65.56%	AAA	38	
2025/07/29	0.763	No Trade	No Trade	92.10%	100	Research	170	98	Research Defon Sell	23.48%	61.38%	AAA	38	
2025/07/30	0.763	No Trade	No Trade	92.09%	100	Research	170	98	Research Defon Sell	23.48%	65.22%	AAA	37	
2025/07/31	0.784	No Trade	No Trade	100.00%	100	Research	170	100	Research Defon Sell	26.96%	70.39%	AAA	38	
2025/08/01	0.769	No Trade	No Trade	91.13%	100	Research	170	98	Research Defon Sell	24.57%	65.86%	AAA	39	
2025/08/04	0.775	No Trade	No Trade	94.68%	100	Research	170	99	Research Defon Sell	25.52%	68.59%	AAA	40	
2025/08/05	0.766	No Trade	No Trade	89.07%	100	Research	170	98	Research Defon Sell	24.01%	69.47%	AAA	41	
2025/08/06	0.764	Sell_Panda_ST	No Trade	88.13%	100	Research	170	97	Research Defon Sell	23.76%	68.33%	AAA	39	
2025/08/07	0.764	Sell_Panda_ST	No Trade	88.18%	100	Research	170	98	Research Defon Sell	23.77%	67.23%	AAA	36	
2025/08/08	0.767	Sell_Panda_ST	No Trade	89.76%	100	Research	170	98	Research Defon Sell	24.20%	64.63%	AAA	32	
2025/08/11	0.755	Sell_Panda_ST	Sell_Panda_ST	82.17%	90	Research	170	96	Research Defon Sell	22.15%	62.77%	AA	27	
2025/08/12	0.759	Sell_Panda_ST	Sell_Panda_ST	84.77%	90	Research	170	97	Research Defon Sell	22.85%	65.00%	AA	22	
2025/08/13	0.757	Sell_Panda_ST	Sell_Panda_ST	83.73%	75	Research	170	97	Research Defon Sell	22.57%	62.97%	AA	17	
2025/08/14	0.776	No Trade	No Trade	94.85%	90	Research	170	99	Research Defon Sell	25.57%	65.47%	AAA	16	
2025/08/15	0.771	No Trade	No Trade	92.27%	90	Research	170	98	Research Defon Sell	24.87%	65.43%	AAA	15	
2025/08/18	0.760	No Trade	No Trade	85.32%	90	Research	170	97	Research Defon Sell	23.00%	64.48%	AA	15	
2025/08/19	0.764	No Trade	No Trade	87.67%	90	Research	170	97	Research Defon Sell	23.63%	64.89%	AAA	16	
2025/08/20	0.756	Sell_Panda_ST	Sell_Panda_ST	82.90%	75	Research	170	96	Research Defon Sell	22.35%	61.26%	AA	14	
2025/08/21	0.752	No Trade	No Trade	80.71%	75	Research	170	96	Research Defon Sell	21.76%	61.04%	AA	10	
2025/08/22	0.706	No Trade	No Trade	53.07%	0	Research	85	0	Absolutely no Trade	14.31%	44.85%	C	5	



Date	9 day	9 vs 21 day	33 day
2025/07/08	Buy_9day	Buy 9 vs 21	Buy 33_Day
2025/07/09	Buy_9day	Buy 9 vs 21	Buy 33_Day
2025/07/10	Buy_9day	Buy 9 vs 21	Buy 33_Day
2025/07/11	Buy_9day	Buy 9 vs 21	Buy 33_Day
2025/07/14	Buy_9day	Buy 9 vs 21	Buy 33_Day
2025/07/15	Buy_9day	Buy 9 vs 21	Buy 33_Day
2025/07/16	Buy_9day	Buy 9 vs 21	Buy 33_Day
2025/07/17	Buy_9day	Buy 9 vs 21	Buy 33_Day
2025/07/18	Buy_9day	Buy 9 vs 21	Buy 33_Day
2025/07/21	Buy_9day	Buy 9 vs 21	Buy 33_Day
2025/07/21	Buy_9day	Buy 9 vs 21	Buy 33_Day
2025/07/22	Buy_9day	Buy 9 vs 21	Buy 33_Day
2025/07/23	Buy_9day	Buy 9 vs 21	Buy 33_Day
2025/07/24	Buy_9day	Buy 9 vs 21	Buy 33_Day
2025/07/25	Buy_9day	Buy 9 vs 21	Buy 33_Day
2025/07/28	Buy_9day	Buy 9 vs 21	Buy 33_Day
2025/07/29	Buy_9day	Buy 9 vs 21	Buy 33_Day
2025/07/30	Buy_9day	Buy 9 vs 21	Buy 33_Day
2025/07/31	Buy_9day	Buy 9 vs 21	Buy 33_Day
2025/08/01	Buy_9day	Buy 9 vs 21	Buy 33_Day
2025/08/04	Buy_9day	Buy 9 vs 21	Buy 33_Day
2025/08/05	Sell_9day	Buy 9 vs 21	Buy 33_Day
2025/08/06	Sell_9day	Buy 9 vs 21	Buy 33_Day
2025/08/07	Sell_9day	Buy 9 vs 21	Buy 33_Day
2025/08/08	Sell_9day	Buy 9 vs 21	Buy 33_Day
2025/08/11	Sell_9day	Buy 9 vs 21	Buy 33_Day
2025/08/12	Sell_9day	Buy 9 vs 21	Buy 33_Day
2025/08/13	Sell_9day	Buy 9 vs 21	Buy 33_Day
2025/08/14	Buy_9day	Buy 9 vs 21	Buy 33_Day
2025/08/15	Buy_9day	Buy 9 vs 21	Buy 33_Day
2025/08/18	Sell_9day	Sell 9 vs 21	Buy 33_Day
2025/08/19	Buy_9day	Sell 9 vs 21	Buy 33_Day
2025/08/20	Sell_9day	Sell 9 vs 21	Buy 33_Day
2025/08/21	Sell_9day	Sell 9 vs 21	Sell 33_Day
2025/08/22	Sell_9day	Sell 9 vs 21	Sell 33_Day

Strategy Universe	Pairs_NYSE_Industrial	Ascendant guidance	Trade	Strategy_Open Date	2025/08/13	Caterpillar Guidance	Trade
<p>Legend: CSX.NAS (Black line), 21 per. Mov. Avg. (CSX.NAS) (Red dashed line), Linear (CSX.NAS) (Black line)</p>		<p>Legend: CPRT.NAS (Black line), 21 per. Mov. Avg. (CPRT.NAS) (Red dashed line), Linear (CPRT.NAS) (Black line)</p>				(+) : Mom Days	66
						(-) : Mom Days	0
						Guided : Factor	33 day
						324_Buy Guidance	0.0%
						324_Sell Guidance	90.1%
						Mom_75 (days)	44.8%
						9 vs 21 day	-0.89%
						Price vs 9 day	-6.54%

S  
e  
l  
l

INTU.NAS

Intuit

Information Technology

Application Software

New York

Market Cap : (B)

179 421

Follow the " 3day to 5day waiting period " before entering the trade : understand the Graph, Trend and Variables

ZM.NAS

Zoom Video Communications

Information Technology

Application Software

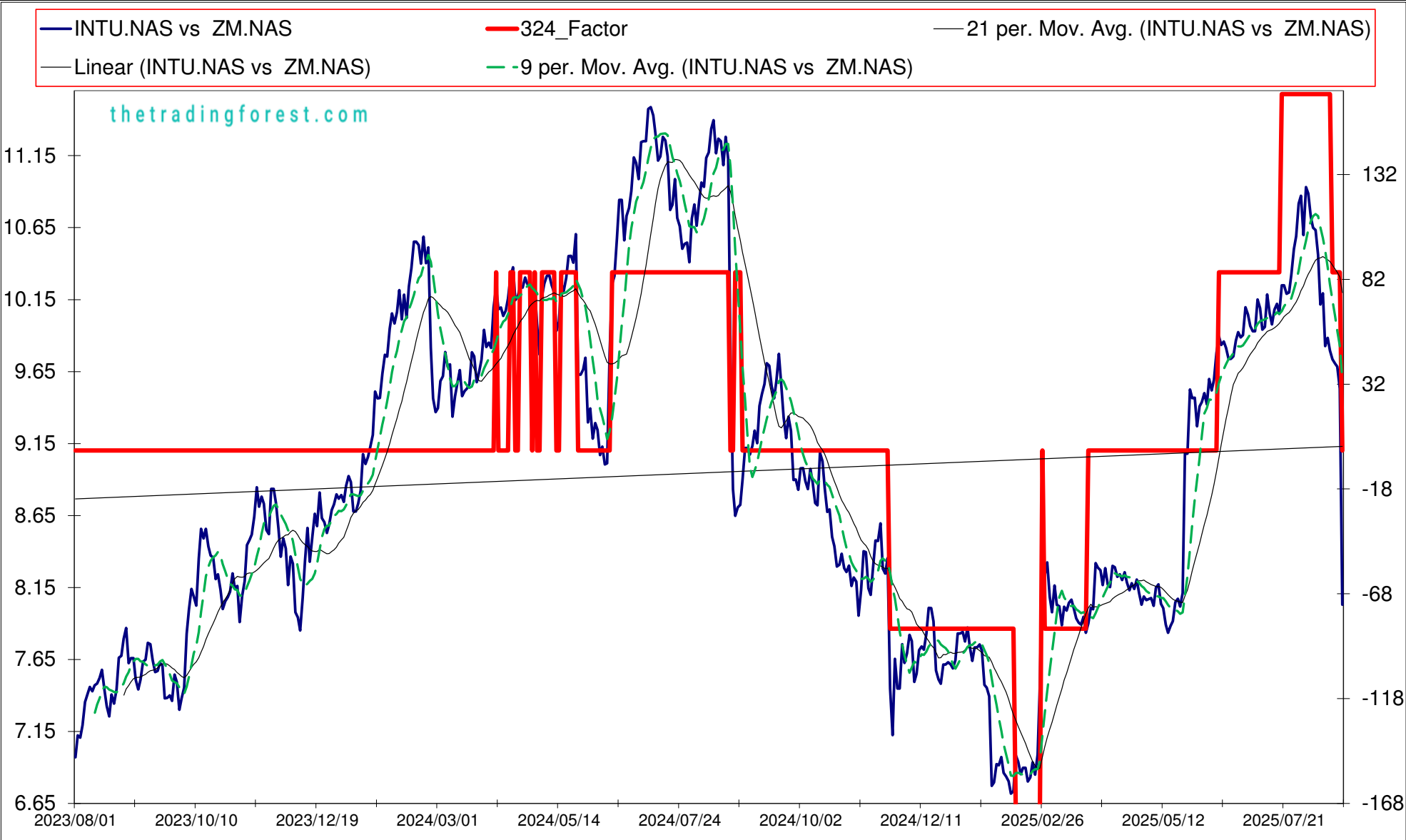
New York

Market Cap : (B)



22 512

Plan your enrty levels. Focus on the process not the outcome. Expect further short-term deviation from the trade signal. "Patience"

-2.014														-23.848		11.842	
Date	Price or Relative Price	Short_Term_ Radar	Medium_ Term_Radar	Caterpillar_ %	Wise_ Owl(Rnk)	324_Factor	Factor_324	Defcon _Index	Defcon _Index_Trade	Margin of Safety	75_Day_Mom	Trade_Rating (Guidance)	Trendsum				
2025/07/01	10.050	No Trade	No Trade	75.51%	50	Research	85	91	Research Defon Sell	16.56%	24.88%	C	23				
2025/07/02	9.972	No Trade	No Trade	71.48%	50	Research	85	90	Research Defon Sell	15.67%	23.56%	C	24				
2025/07/03	9.934	No Trade	No Trade	69.64%	50	Research	85	90	Research Defon Sell	15.27%	24.01%	C	25				
2025/07/04	9.934	Sell_Panda_ST	No Trade	69.78%	50	Research	85	90	Research Defon Sell	15.30%	25.13%	C	23				
2025/07/07	10.154	No Trade	No Trade	81.85%	50	Research	85	92	Research Defon Sell	17.95%	28.40%	C	23				
2025/07/08	10.094	No Trade	No Trade	78.80%	50	Research	85	91	Research Defon Sell	17.28%	27.82%	C	23				
2025/07/09	9.946	No Trade	No Trade	71.07%	50	Research	85	90	Research Defon Sell	15.58%	25.09%	C	23				
2025/07/10	9.965	Sell_Panda_ST	No Trade	72.26%	50	Research	85	90	Research Defon Sell	15.84%	27.11%	C	23				
2025/07/11	10.189	No Trade	No Trade	84.27%	50	Research	85	92	Research Defon Sell	18.48%	28.90%	C	24				
2025/07/14	10.059	No Trade	No Trade	77.81%	50	Research	85	91	Research Defon Sell	17.06%	25.53%	C	25				
2025/07/15	9.982	No Trade	No Trade	73.83%	50	Research	85	92	Research Defon Sell	16.19%	24.73%	C	27				
2025/07/16	10.085	No Trade	No Trade	79.44%	50	Research	85	93	Research Defon Sell	17.42%	21.17%	B	28				
2025/07/17	10.126	No Trade	No Trade	81.74%	50	Research	85	93	Research Defon Sell	17.92%	22.11%	B	27				
2025/07/18	10.055	No Trade	No Trade	78.14%	50	Research	85	93	Research Defon Sell	17.13%	21.52%	B	26				
2025/07/21	10.254	No Trade	No Trade	89.11%	75	Research	170	94	Research Defon Sell	19.54%	25.49%	A	27				
2025/07/21	10.254	No Trade	No Trade	89.11%	75	Research	170	94	Research Defon Sell	19.54%	23.71%	A	27				
2025/07/22	10.195	No Trade	No Trade	86.15%	75	Research	170	94	Research Defon Sell	18.89%	24.73%	A	27				
2025/07/23	10.204	No Trade	No Trade	86.75%	75	Research	170	94	Research Defon Sell	19.02%	25.09%	A	28				
2025/07/24	10.329	No Trade	No Trade	93.57%	75	Research	170	94	Research Defon Sell	20.52%	24.39%	A	29				
2025/07/25	10.505	No Trade	No Trade	100.00%	100	Research	170	95	Research Defon Sell	22.59%	26.62%	AA	31				
2025/07/28	10.595	No Trade	No Trade	100.00%	100	Research	170	96	Research Defon Sell	23.74%	28.75%	AA	34				
2025/07/29	10.822	No Trade	No Trade	100.00%	100	Research	170	97	Research Defon Sell	26.43%	31.24%	AA	37				
2025/07/30	10.875	No Trade	No Trade	100.00%	100	Research	170	97	Research Defon Sell	27.09%	32.54%	AAA	39				
2025/07/31	10.603	No Trade	No Trade	88.36%	90	Research	170	95	Research Defon Sell	23.94%	28.37%	AA	39				
2025/08/01	10.936	No Trade	No Trade	100.00%	100	Research	170	97	Research Defon Sell	27.87%	33.56%	AAA	40				
2025/08/04	10.892	No Trade	No Trade	98.50%	100	Research	170	97	Research Defon Sell	27.45%	33.89%	AA	40				
2025/08/05	10.729	No Trade	No Trade	91.78%	100	Research	170	96	Research Defon Sell	25.58%	31.10%	AA	40				
2025/08/06	10.653	No Trade	No Trade	88.70%	90	Research	170	95	Research Defon Sell	24.72%	30.80%	AA	41				
2025/08/07	10.637	Sell_Panda_ST	No Trade	88.15%	90	Research	170	95	Research Defon Sell	24.57%	29.58%	AA	39				
2025/08/08	10.465	Sell_Panda_ST	No Trade	81.05%	75	Research	170	93	Research Defon Sell	22.59%	28.92%	A	33				
2025/08/11	10.120	Sell_Panda_ST	Sell_Panda_ST	66.89%	50	Research	170	0	Absolutely no Trade	18.64%	25.94%	B	27				
2025/08/12	10.198	Sell_Panda_ST	Sell_Panda_ST	70.29%	50	Research	170	0	Absolutely no Trade	19.59%	26.03%	B	21				
2025/08/13	9.832	Sell_Panda_ST	Sell_Panda_ST	54.96%	50	Research	170	0	Absolutely no Trade	15.32%	21.87%	B	16				
2025/08/14	9.889	No Trade	No Trade	57.50%	50	Research	170	0	Absolutely no Trade	16.02%	22.47%	B	10				
2025/08/15	9.800	No Trade	No Trade	53.83%	50	Research	170	0	Absolutely no Trade	15.00%	21.27%	B	5				
2025/08/18	9.739	No Trade	No Trade	51.63%	0	Research	85	0	Absolutely no Trade	14.39%	21.32%	C	0				
2025/08/19	9.711	No Trade	No Trade	50.54%	0	Research	85	0	Absolutely no Trade	14.08%	19.11%	C	-5				
2025/08/20	9.689	No Trade	No Trade	49.72%	0	Research	85	0	Absolutely no Trade	13.86%	18.51%	C	-8				
2025/08/21	9.536	No Trade	No Trade	43.38%	0	Research	85	0	Absolutely no Trade	12.09%	18.58%	C	-11				
2025/08/22	8.035	No Trade	No Trade	22.21%	0	Absolutely No	0	-85	Research Defcon Buy	-5.53%	0.30%	C	-15				



Date	9 day	9 vs 21 day	33 day
2025/07/08	Buy_9day	Buy 9 vs 21	Buy 33_Day
2025/07/09	Sell_9day	Buy 9 vs 21	Buy 33_Day
2025/07/10	Sell_9day	Buy 9 vs 21	Buy 33_Day
2025/07/11	Buy_9day	Buy 9 vs 21	Buy 33_Day
2025/07/14	Buy_9day	Buy 9 vs 21	Buy 33_Day
2025/07/15	Sell_9day	Buy 9 vs 21	Buy 33_Day
2025/07/16	Buy_9day	Buy 9 vs 21	Buy 33_Day
2025/07/17	Buy_9day	Buy 9 vs 21	Buy 33_Day
2025/07/18	Sell_9day	Buy 9 vs 21	Buy 33_Day
2025/07/21	Buy_9day	Buy 9 vs 21	Buy 33_Day
2025/07/21	Buy_9day	Buy 9 vs 21	Buy 33_Day
2025/07/22	Buy_9day	Buy 9 vs 21	Buy 33_Day
2025/07/23	Buy_9day	Buy 9 vs 21	Buy 33_Day
2025/07/24	Buy_9day	Buy 9 vs 21	Buy 33_Day
2025/07/25	Buy_9day	Buy 9 vs 21	Buy 33_Day
2025/07/28	Buy_9day	Buy 9 vs 21	Buy 33_Day
2025/07/29	Buy_9day	Buy 9 vs 21	Buy 33_Day
2025/07/30	Buy_9day	Buy 9 vs 21	Buy 33_Day
2025/07/31	Buy_9day	Buy 9 vs 21	Buy 33_Day
2025/08/01	Buy_9day	Buy 9 vs 21	Buy 33_Day
2025/08/04	Buy_9day	Buy 9 vs 21	Buy 33_Day
2025/08/05	Buy_9day	Buy 9 vs 21	Buy 33_Day
2025/08/06	Sell_9day	Buy 9 vs 21	Buy 33_Day
2025/08/07	Sell_9day	Buy 9 vs 21	Buy 33_Day
2025/08/08	Sell_9day	Buy 9 vs 21	Buy 33_Day
2025/08/11	Sell_9day	Buy 9 vs 21	Sell 33_Day
2025/08/12	Sell_9day	Buy 9 vs 21	Sell 33_Day
2025/08/13	Sell_9day	Buy 9 vs 21	Sell 33_Day
2025/08/14	Sell_9day	Sell 9 vs 21	Sell 33_Day
2025/08/15	Sell_9day	Sell 9 vs 21	Sell 33_Day
2025/08/18	Sell_9day	Sell 9 vs 21	Sell 33_Day
2025/08/19	Sell_9day	Sell 9 vs 21	Sell 33_Day
2025/08/20	Sell_9day	Sell 9 vs 21	Sell 33_Day
2025/08/21	Sell_9day	Sell 9 vs 21	Sell 33_Day
2025/08/22	Sell_9day	Sell 9 vs 21	Sell 33_Day

Strategy Universe	Pairs_NYSE_Software	Ascendant guidance	Trade	Strategy_Open Date	2025/08/13	Caterpillar Guidance	Trade	
<div><div><div>— INTU.NAS</div><div>----- 21 per. Mov. Avg. (INTU.NAS)</div><div>— Linear (INTU.NAS)</div></div><div><div><div>— ZM.NAS</div><div>----- 21 per. Mov. Avg. (ZM.NAS)</div><div>— Linear (ZM.NAS)</div></div></div><div><div>(+) : Mom Days</div><div>0</div></div><div><div>(-) : Mom Days</div><div>1</div></div><div><div>Guided : Factor</div><div>9 vs 21 day</div></div><div><div>324_Buy Guidance</div><div>80.5%</div></div><div><div>324_Sell Guidance</div><div>0.0%</div></div><div><div>Mom_75 (days)</div><div>0.3%</div></div><div><div>9 vs 21 day</div><div>-5.88%</div></div><div><div>Price vs 9 day</div><div>-16.33%</div></div></div> </								



S  
e  
l  
l

KHC.NAS

Kraft Heinz

Consumer Staples

Food Products

New York

Market Cap : (B)

38 464

GIS.NYS

General Mills

Consumer Staples

Food Products

New York

Market Cap : (B)

36 085

Follow the " 3day to 5day waiting period " before entering the trade : understand the Graph, Trend and Variables

Plan your enrty levels. Focus on the process not the outcome. Expect further short-term deviation from the trade signal. "Patience"

-2.65512.585-4.740														
Date	Price or Relative Price	Short_Term_ Radar	Medium_ Term_Radar	Caterpillar_ %	Wise_ Owl(Rnk)	324_Factor	Factor_324	Defcon _Index	Defcon _Index_Trade	Margin of Safety	75_Day_Mom	Trade_Rating (Guidance)	Trendsum	
2025/07/01	0.500	Buy_Panda_ST	Buy_Panda_ST	44.21%	0	Absolutely No	0	89	Research Defon Sell	-2.86%	-0.82%	C	-17	
2025/07/02	0.503	Buy_Panda_ST	Buy_Panda_ST	37.17%	0	Absolutely No	0	89	Research Defon Sell	-2.41%	-0.96%	C	-15	
2025/07/03	0.502	Buy_Panda_ST	Buy_Panda_ST	40.63%	0	Absolutely No	0	89	Research Defon Sell	-2.63%	-0.30%	C	-13	
2025/07/04	0.502	Buy_Panda_ST	Buy_Panda_ST	40.81%	0	Absolutely No	0	89	Research Defon Sell	-2.64%	-0.24%	C	-12	
2025/07/07	0.503	No Trade	No Trade	36.91%	0	Absolutely No	0	89	Research Defon Sell	-2.39%	-0.36%	C	-9	
2025/07/08	0.510	No Trade	No Trade	16.88%	0	Absolutely No	0	90	Research Defon Sell	-1.09%	0.06%	C	-6	
2025/07/09	0.517	No Trade	No Trade	1.62%	0	Absolutely No	0	92	Research Defon Sell	0.21%	2.62%	C	-2	
2025/07/10	0.515	No Trade	No Trade	0.66%	0	Absolutely No	0	91	Research Defon Sell	-0.04%	2.95%	C	2	
2025/07/11	0.526	No Trade	No Trade	15.98%	0	Absolutely No	0	93	Research Defon Sell	2.04%	4.69%	C	7	
2025/07/14	0.545	No Trade	No Trade	44.93%	0	Absolutely No	0	95	Research Defon Sell	5.73%	8.21%	C	12	
2025/07/15	0.542	No Trade	No Trade	40.08%	0	Absolutely No	0	94	Research Defon Sell	5.11%	6.00%	C	17	
2025/07/16	0.551	No Trade	No Trade	52.62%	50	Research	-85	95	Research Defon Sell	6.71%	8.19%	C	20	
2025/07/17	0.559	No Trade	No Trade	65.80%	30	Absolutely No	0	96	Research Defon Sell	8.39%	10.10%	C	23	
2025/07/18	0.555	No Trade	No Trade	59.52%	0	Absolutely No	0	96	Research Defon Sell	7.59%	9.09%	C	25	
2025/07/21	0.559	No Trade	No Trade	64.49%	0	Absolutely No	0	96	Research Defon Sell	8.23%	10.57%	C	28	
2025/07/21	0.559	No Trade	No Trade	64.49%	50	Research	85	96	Research Defon Sell	8.23%	12.22%	C	29	
2025/07/22	0.565	No Trade	No Trade	73.65%	50	Research	85	97	Research Defon Sell	9.39%	16.08%	B	32	
2025/07/23	0.564	No Trade	No Trade	72.93%	50	Research	85	97	Research Defon Sell	9.30%	15.58%	B	35	
2025/07/24	0.565	No Trade	No Trade	73.44%	50	Research	85	97	Research Defon Sell	9.37%	12.70%	C	37	
2025/07/25	0.562	No Trade	No Trade	68.35%	50	Research	85	96	Research Defon Sell	8.72%	11.32%	C	39	
2025/07/28	0.567	No Trade	No Trade	75.81%	50	Research	85	97	Research Defon Sell	9.67%	12.01%	C	39	
2025/07/29	0.571	No Trade	No Trade	82.18%	50	Research	85	97	Research Defon Sell	10.48%	13.04%	C	38	
2025/07/30	0.579	No Trade	No Trade	94.17%	60	Research	85	98	Research Defon Sell	12.01%	13.84%	C	38	
2025/07/31	0.561	No Trade	No Trade	66.30%	50	Research	85	95	Research Defon Sell	8.46%	9.89%	C	38	
2025/08/01	0.560	No Trade	No Trade	65.34%	50	Research	85	95	Research Defon Sell	8.33%	9.33%	C	36	
2025/08/04	0.547	Sell_Panda_ST	Sell_Panda_ST	44.78%	0	Absolutely No	0	0	Absolutely no Trade	5.71%	5.11%	C	32	
2025/08/05	0.550	Sell_Panda_ST	Sell_Panda_ST	49.89%	50	Research	85	93	Research Defon Sell	6.36%	4.73%	C	27	
2025/08/06	0.553	Sell_Panda_ST	Sell_Panda_ST	53.84%	50	Research	85	94	Research Defon Sell	6.87%	5.18%	C	23	
2025/08/07	0.551	Sell_Panda_ST	Sell_Panda_ST	53.59%	30	Research	85	93	Research Defon Sell	6.57%	4.96%	C	20	
2025/08/08	0.557	Sell_Panda_ST	Sell_Panda_ST	63.82%	30	Research	85	94	Research Defon Sell	7.67%	7.80%	C	18	
2025/08/11	0.556	Sell_Panda_ST	Sell_Panda_ST	61.45%	30	Research	85	94	Research Defon Sell	7.38%	8.10%	C	17	
2025/08/12	0.556	No Trade	No Trade	62.18%	30	Research	85	94	Research Defon Sell	7.47%	8.48%	C	14	
2025/08/13	0.563	No Trade	No Trade	73.48%	50	Research	85	95	Research Defon Sell	8.83%	9.88%	C	15	
2025/08/14	0.557	No Trade	No Trade	62.49%	50	Research	170	94	Research Defon Sell	7.51%	7.74%	C	17	
2025/08/15	0.557	No Trade	No Trade	63.39%	50	Research	170	94	Research Defon Sell	7.61%	7.31%	C	18	
2025/08/18	0.553	Sell_Panda_ST	Sell_Panda_ST	55.48%	50	Research	170	94	Research Defon Sell	6.66%	6.16%	C	18	
2025/08/19	0.554	Sell_Panda_ST	Sell_Panda_ST	58.29%	50	Research	170	94	Research Defon Sell	7.00%	6.91%	C	16	
2025/08/20	0.552	No Trade	No Trade	54.93%	50	Research	170	94	Research Defon Sell	6.60%	6.07%	C	11	
2025/08/21	0.552	No Trade	No Trade	54.38%	50	Research	170	94	Research Defon Sell	6.53%	7.19%	C	5	
2025/08/22	0.559	No Trade	No Trade	65.66%	50	Research	170	95	Research Defon Sell	7.89%	8.94%	C	1	



Date	9 day	9 vs 21 day	33 day
2025/07/08	Buy_9day	Buy 9 vs 21	Buy 33_Day
2025/07/09	Buy_9day	Buy 9 vs 21	Buy 33_Day
2025/07/10	Buy_9day	Buy 9 vs 21	Buy 33_Day
2025/07/11	Buy_9day	Buy 9 vs 21	Buy 33_Day
2025/07/14	Buy_9day	Buy 9 vs 21	Buy 33_Day
2025/07/15	Buy_9day	Buy 9 vs 21	Buy 33_Day
2025/07/16	Buy_9day	Buy 9 vs 21	Buy 33_Day
2025/07/17	Buy_9day	Buy 9 vs 21	Buy 33_Day
2025/07/18	Buy_9day	Buy 9 vs 21	Buy 33_Day
2025/07/21	Buy_9day	Buy 9 vs 21	Buy 33_Day
2025/07/21	Buy_9day	Buy 9 vs 21	Buy 33_Day
2025/07/22	Buy_9day	Buy 9 vs 21	Buy 33_Day
2025/07/23	Buy_9day	Buy 9 vs 21	Buy 33_Day
2025/07/24	Buy_9day	Buy 9 vs 21	Buy 33_Day
2025/07/25	Buy_9day	Buy 9 vs 21	Buy 33_Day
2025/07/28	Buy_9day	Buy 9 vs 21	Buy 33_Day
2025/07/29	Buy_9day	Buy 9 vs 21	Buy 33_Day
2025/07/30	Buy_9day	Buy 9 vs 21	Buy 33_Day
2025/07/31	Sell_9day	Buy 9 vs 21	Buy 33_Day
2025/08/01	Sell_9day	Buy 9 vs 21	Buy 33_Day
2025/08/04	Sell_9day	Buy 9 vs 21	Buy 33_Day
2025/08/05	Sell_9day	Buy 9 vs 21	Buy 33_Day
2025/08/06	Sell_9day	Buy 9 vs 21	Buy 33_Day
2025/08/07	Sell_9day	Buy 9 vs 21	Buy 33_Day
2025/08/08	Sell_9day	Buy 9 vs 21	Buy 33_Day
2025/08/11	Sell_9day	Sell 9 vs 21	Buy 33_Day
2025/08/12	Buy_9day	Sell 9 vs 21	Buy 33_Day
2025/08/13	Buy_9day	Sell 9 vs 21	Buy 33_Day
2025/08/14	Buy_9day	Sell 9 vs 21	Buy 33_Day
2025/08/15	Buy_9day	Sell 9 vs 21	Buy 33_Day
2025/08/18	Sell_9day	Sell 9 vs 21	Buy 33_Day
2025/08/19	Sell_9day	Sell 9 vs 21	Buy 33_Day
2025/08/20	Sell_9day	Sell 9 vs 21	Sell 33_Day
2025/08/21	Sell_9day	Sell 9 vs 21	Sell 33_Day
2025/08/22	Buy_9day	Sell 9 vs 21	Buy 33_Day

Strategy Universe	Pairs_NYSE_Consumer Staples	Ascendant guidance	Trade	Strategy_Open Date	2025/08/13	Caterpillar Guidance	Trade
						(+) : Mom Days	36
						(-) : Mom Days	0
						Guided : Factor	33 day
						324_Buy Guidance	0.0%
						324_Sell Guidance	93.2%
						Mom_75 (days)	8.9%
						9 vs 21 day	-0.34%
						Price vs 9 day	0.56%

S  
e  
|  
|

ORCL.NYS

Oracle Corporation

Technology

Software

New York

Market Cap : (B)

532 848

ADP.NAS

Automatic Data Processing, Inc.

Technology

IT Services

New York

Market Cap : (B)

124 335

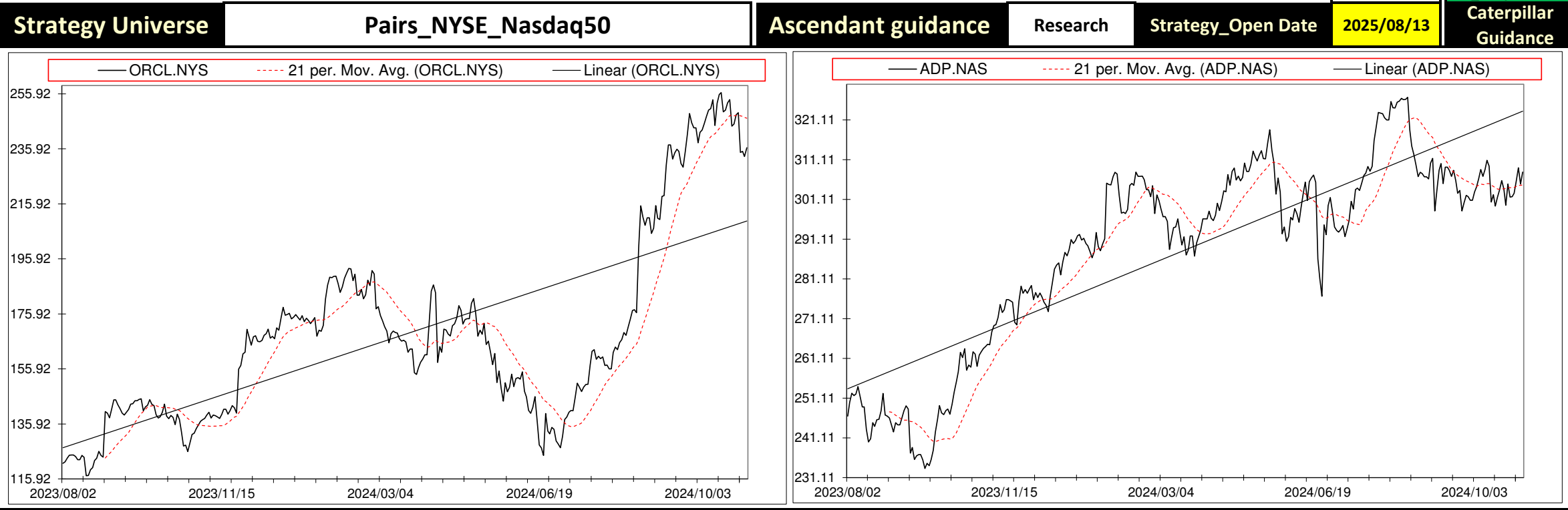
Follow the " 3day to 5day waiting period " before entering the trade : understand the Graph, Trend and Variables

Plan your enrty levels. Focus on the process not the outcome. Expect further short-term deviation from the trade signal. "Patience"

Date	Price or Relative Price	Short_Term_ Radar	Medium_ Term_Radar	Caterpillar_ %	Wise_ Owl(Rnk)	324_Factor	Factor_324	Defcon _Index	Defcon _Index_Trade	Margin of Safety	75_Day_Mom	Trade_Rating (Guidance)	Trendsum
2025/07/01	0.706	No Trade	No Trade	60.36%	0	Absolutely No	0	100	Research Defon Sell	10.71%	38.92%	C	21
2025/07/02	0.754	No Trade	No Trade	100.00%	30	Absolutely No	0	100	Research Defon Sell	18.16%	47.36%	C	24
2025/07/03	0.768	No Trade	No Trade	100.00%	30	Absolutely No	0	100	Research Defon Sell	20.24%	47.80%	C	27
2025/07/04	0.768	No Trade	No Trade	99.71%	30	Absolutely No	0	100	Research Defon Sell	20.18%	51.98%	C	30
2025/07/07	0.753	No Trade	No Trade	87.72%	50	Absolutely No	0	98	Research Defon Sell	17.75%	47.60%	C	32
2025/07/08	0.764	No Trade	No Trade	95.92%	60	Research	85	100	Research Defon Sell	19.41%	48.85%	A	31
2025/07/09	0.765	No Trade	No Trade	96.03%	50	Research	85	100	Research Defon Sell	19.43%	48.33%	A	28
2025/07/10	0.768	No Trade	No Trade	98.70%	50	Research	85	100	Research Defon Sell	19.97%	48.30%	A	28
2025/07/11	0.762	No Trade	No Trade	93.30%	50	Research	85	99	Research Defon Sell	18.88%	55.87%	A	29
2025/07/14	0.756	No Trade	No Trade	87.84%	50	Research	85	98	Research Defon Sell	17.78%	58.35%	B	28
2025/07/15	0.788	No Trade	No Trade	100.00%	50	Research	85	100	Research Defon Sell	22.73%	68.27%	A	28
2025/07/16	0.804	No Trade	No Trade	100.00%	50	Research	85	100	Research Defon Sell	25.11%	75.61%	A	28
2025/07/17	0.823	No Trade	No Trade	100.00%	50	Research	85	100	Research Defon Sell	28.12%	77.81%	A	29
2025/07/18	0.813	No Trade	No Trade	94.23%	50	Research	85	99	Research Defon Sell	26.50%	71.31%	B	29
2025/07/21	0.809	No Trade	No Trade	91.41%	60	Research	85	98	Research Defon Sell	25.70%	80.12%	B	31
2025/07/21	0.809	No Trade	No Trade	91.41%	60	Research	85	98	Research Defon Sell	25.70%	80.55%	B	32
2025/07/22	0.786	No Trade	No Trade	78.23%	50	Research	85	95	Research Defon Sell	22.00%	73.80%	B	28
2025/07/23	0.795	Sell_Panda_ST	No Trade	83.12%	50	Research	85	97	Research Defon Sell	23.37%	76.75%	B	24
2025/07/24	0.793	Sell_Panda_ST	No Trade	81.71%	90	Research	170	96	Research Defon Sell	22.98%	67.28%	AA	21
2025/07/25	0.794	Sell_Panda_ST	No Trade	82.20%	75	Research	170	96	Research Defon Sell	23.12%	74.04%	AA	18
2025/07/28	0.807	No Trade	No Trade	88.70%	90	Research	170	98	Research Defon Sell	24.94%	82.68%	AAA	16
2025/07/29	0.810	No Trade	No Trade	90.02%	90	Research	170	98	Research Defon Sell	25.31%	81.41%	AAA	16
2025/07/30	0.806	No Trade	No Trade	87.61%	90	Research	170	98	Research Defon Sell	24.64%	79.35%	AAA	17
2025/07/31	0.820	No Trade	No Trade	95.09%	90	Research	170	100	Research Defon Sell	26.74%	85.86%	AAA	19
2025/08/01	0.814	No Trade	No Trade	91.36%	90	Research	170	99	Research Defon Sell	25.69%	85.50%	AAA	20
2025/08/04	0.835	No Trade	No Trade	100.00%	90	Research	170	100	Research Defon Sell	28.90%	92.32%	AAA	22
2025/08/05	0.854	No Trade	No Trade	100.00%	90	Research	170	100	Research Defon Sell	31.66%	90.74%	AAA	24
2025/08/06	0.850	No Trade	No Trade	98.00%	90	Research	170	100	Research Defon Sell	31.03%	82.10%	AAA	26
2025/08/07	0.822	No Trade	No Trade	83.99%	90	Research	170	96	Research Defon Sell	26.60%	73.12%	AA	27
2025/08/08	0.818	No Trade	No Trade	81.82%	90	Research	170	96	Research Defon Sell	25.91%	71.29%	AA	25
2025/08/11	0.832	No Trade	No Trade	88.20%	90	Research	170	97	Research Defon Sell	27.93%	74.78%	AAA	21
2025/08/12	0.847	No Trade	No Trade	95.43%	90	Research	170	99	Research Defon Sell	30.22%	80.98%	AAA	19
2025/08/13	0.801	Sell_Panda_ST	Sell_Panda_ST	72.66%	50	Research	170	0	Absolutely no Trade	23.01%	64.39%	B	15
2025/08/14	0.812	Sell_Panda_ST	Sell_Panda_ST	77.94%	75	Research	170	95	Research Defon Sell	24.68%	63.53%	AA	12
2025/08/15	0.823	No Trade	No Trade	82.95%	75	Research	170	96	Research Defon Sell	26.26%	67.50%	AA	8
2025/08/18	0.823	No Trade	No Trade	82.51%	75	Research	170	96	Research Defon Sell	26.13%	69.01%	AA	5
2025/08/19	0.767	No Trade	No Trade	55.46%	0	Research	85	0	Absolutely no Trade	17.56%	56.80%	C	1
2025/08/20	0.761	No Trade	No Trade	52.00%	0	Research	85	0	Absolutely no Trade	16.47%	55.41%	C	-4
2025/08/21	0.765	No Trade	No Trade	53.75%	0	Research	85	0	Absolutely no Trade	17.02%	56.50%	C	-7
2025/08/22	0.768	No Trade	No Trade	55.00%	0	Research	85	0	Absolutely no Trade	17.42%	51.04%	C	-11



Date	9 day	9 vs 21 day	33 day
2025/07/08	Buy_9day	Buy 9 vs 21	Buy 33_Day
2025/07/09	Buy_9day	Buy 9 vs 21	Buy 33_Day
2025/07/10	Buy_9day	Buy 9 vs 21	Buy 33_Day
2025/07/11	Buy_9day	Buy 9 vs 21	Buy 33_Day
2025/07/14	Sell_9day	Buy 9 vs 21	Buy 33_Day
2025/07/15	Buy_9day	Buy 9 vs 21	Buy 33_Day
2025/07/16	Buy_9day	Buy 9 vs 21	Buy 33_Day
2025/07/17	Buy_9day	Buy 9 vs 21	Buy 33_Day
2025/07/18	Buy_9day	Buy 9 vs 21	Buy 33_Day
2025/07/21	Buy_9day	Buy 9 vs 21	Buy 33_Day
2025/07/21	Buy_9day	Buy 9 vs 21	Buy 33_Day
2025/07/22	Sell_9day	Buy 9 vs 21	Buy 33_Day
2025/07/23	Sell_9day	Buy 9 vs 21	Buy 33_Day
2025/07/24	Sell_9day	Buy 9 vs 21	Buy 33_Day
2025/07/25	Sell_9day	Buy 9 vs 21	Buy 33_Day
2025/07/28	Buy_9day	Buy 9 vs 21	Buy 33_Day
2025/07/29	Buy_9day	Buy 9 vs 21	Buy 33_Day
2025/07/30	Buy_9day	Buy 9 vs 21	Buy 33_Day
2025/07/31	Buy_9day	Buy 9 vs 21	Buy 33_Day
2025/08/01	Buy_9day	Buy 9 vs 21	Buy 33_Day
2025/08/04	Buy_9day	Buy 9 vs 21	Buy 33_Day
2025/08/05	Buy_9day	Buy 9 vs 21	Buy 33_Day
2025/08/06	Buy_9day	Buy 9 vs 21	Buy 33_Day
2025/08/07	Sell_9day	Buy 9 vs 21	Buy 33_Day
2025/08/08	Sell_9day	Buy 9 vs 21	Buy 33_Day
2025/08/11	Buy_9day	Buy 9 vs 21	Buy 33_Day
2025/08/12	Buy_9day	Buy 9 vs 21	Buy 33_Day
2025/08/13	Sell_9day	Buy 9 vs 21	Buy 33_Day
2025/08/14	Sell_9day	Buy 9 vs 21	Buy 33_Day
2025/08/15	Sell_9day	Buy 9 vs 21	Buy 33_Day
2025/08/18	Sell_9day	Buy 9 vs 21	Buy 33_Day
2025/08/19	Sell_9day	Buy 9 vs 21	Sell 33_Day
2025/08/20	Sell_9day	Sell 9 vs 21	Sell 33_Day
2025/08/21	Sell_9day	Sell 9 vs 21	Sell 33_Day
2025/08/22	Sell_9day	Sell 9 vs 21	Sell 33_Day



Caterpillar Guidance		Trade
(+) : Mom Days	54	
(-) : Mom Days	0	
Guided : Factor	33 day	
324_Buy Guidance	0.0%	
324_Sell Guidance	89.9%	
Mom_75 (days)	51.0%	
9 vs 21 day	-1.80%	
Price vs 9 day	-3.60%	



S  
e  
|  
|

ORCL.NYS

Oracle Corporation

Technology

Software

New York

Market Cap : (B)

532 848

T.NYS

AT&T

Media

Diversified Telecommunication Services

New York

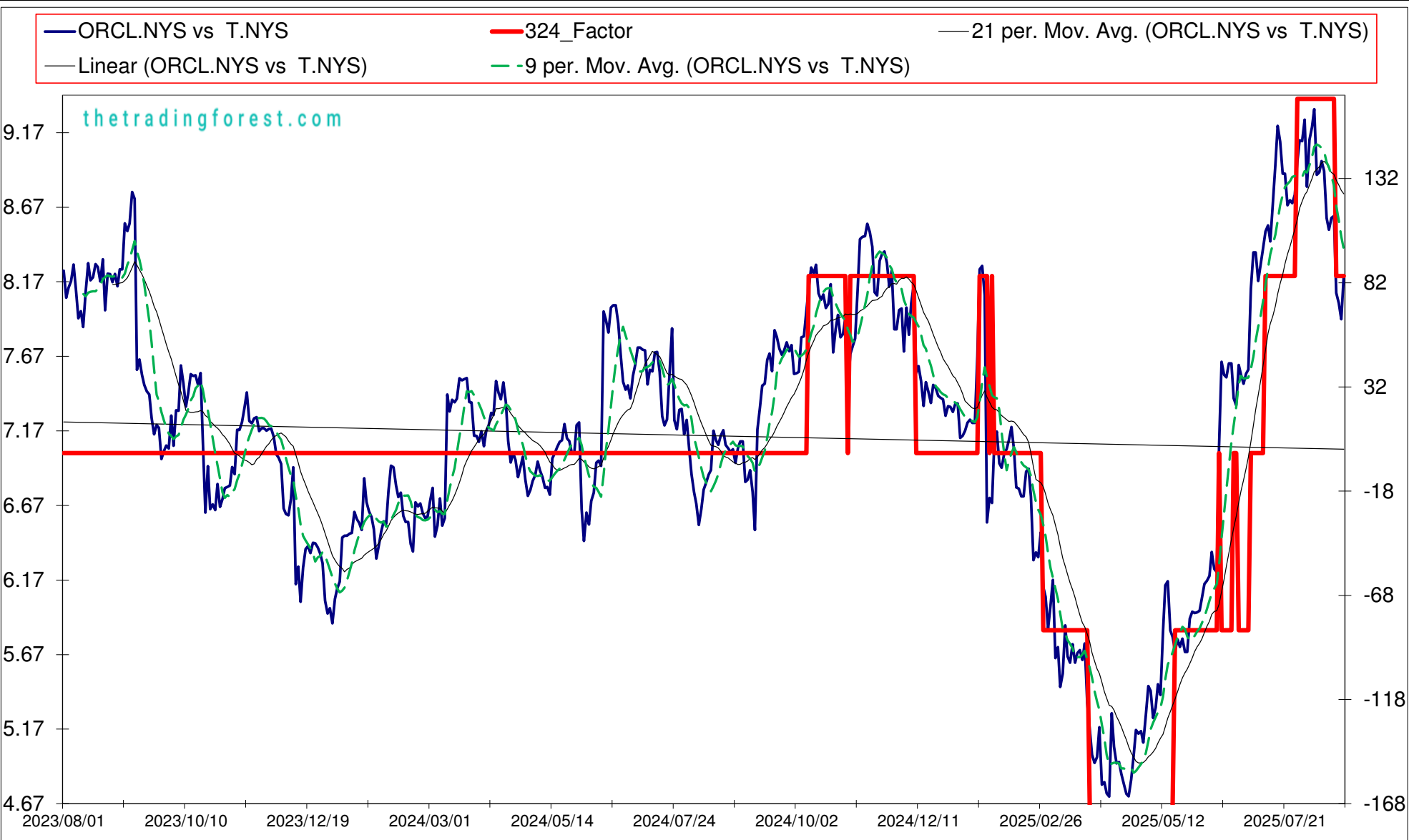
Market Cap : (B)

166 323

Follow the " 3day to 5day waiting period " before entering the trade : understand the Graph, Trend and Variables

Plan your enrty levels. Focus on the process not the outcome. Expect further short-term deviation from the trade signal. "Patience"

-1.753															-10.589															6.039														
Date	Price or Relative Price	Short_Term_ Radar	Medium_ Term_Radar	Caterpillar_ %	Wise_ Owl(Rnk)	324_Factor	Factor_324	Defcon _Index	Defcon _Index_Trade		Margin of Safety	75_Day_Mom	Trade_Rating (Guidance)	Trendsum																														
2025/07/01	7.582	No Trade	No Trade	39.78%	30	Research	-85	88	Research	Defon Sell	7.53%	33.96%	C	8																														
2025/07/02	8.124	No Trade	No Trade	80.42%	0	Absolutely No	0	93	Research	Defon Sell	15.23%	44.65%	C	10																														
2025/07/03	8.368	No Trade	No Trade	98.79%	30	Absolutely No	0	96	Research	Defon Sell	18.71%	45.78%	C	13																														
2025/07/04	8.368	No Trade	No Trade	98.84%	30	Absolutely No	0	96	Research	Defon Sell	18.72%	49.00%	C	16																														
2025/07/07	8.175	No Trade	No Trade	84.56%	0	Absolutely No	0	94	Research	Defon Sell	16.01%	43.93%	C	18																														
2025/07/08	8.289	No Trade	No Trade	93.15%	30	Absolutely No	0	96	Research	Defon Sell	17.64%	45.41%	C	19																														
2025/07/09	8.392	No Trade	No Trade	100.00%	30	Absolutely No	0	97	Research	Defon Sell	19.11%	48.95%	C	20																														
2025/07/10	8.508	No Trade	No Trade	100.00%	50	Research	85	98	Research	Defon Sell	20.77%	48.11%	B	21																														
2025/07/11	8.549	No Trade	No Trade	100.00%	50	Research	85	99	Research	Defon Sell	21.36%	59.93%	B	23																														
2025/07/14	8.442	No Trade	No Trade	93.04%	50	Research	85	97	Research	Defon Sell	19.87%	63.30%	B	26																														
2025/07/15	8.696	No Trade	No Trade	100.00%	50	Research	85	100	Research	Defon Sell	23.49%	73.95%	A	27																														
2025/07/16	8.954	No Trade	No Trade	100.00%	50	Research	85	100	Research	Defon Sell	27.16%	81.11%	A	27																														
2025/07/17	9.216	No Trade	No Trade	100.00%	50	Research	85	100	Research	Defon Sell	30.90%	84.92%	A	29																														
2025/07/18	9.111	No Trade	No Trade	95.19%	60	Research	85	99	Research	Defon Sell	29.42%	75.77%	B	32																														
2025/07/21	8.895	No Trade	No Trade	85.37%	60	Research	85	97	Research	Defon Sell	26.38%	85.38%	B	34																														
2025/07/21	8.895	No Trade	No Trade	85.37%	60	Research	85	97	Research	Defon Sell	26.38%	84.73%	B	34																														
2025/07/22	8.684	Sell_Panda_ST	No Trade	75.70%	30	Research	85	0	Absolutely no Trade		23.40%	83.22%	C	30																														
2025/07/23	8.717	Sell_Panda_ST	No Trade	77.27%	30	Research	85	0	Absolutely no Trade		23.88%	84.77%	C	26																														
2025/07/24	8.697	Sell_Panda_ST	No Trade	76.40%	30	Research	85	0	Absolutely no Trade		23.61%	64.81%	C	21																														
2025/07/25	8.754	Sell_Panda_ST	No Trade	79.05%	30	Research	85	0	Absolutely no Trade		24.43%	73.25%	C	17																														
2025/07/28	8.975	No Trade	No Trade	89.31%	90	Research	170	97	Research	Defon Sell	27.60%	81.67%	AAA	15																														
2025/07/29	9.120	No Trade	No Trade	96.02%	90	Research	170	99	Research	Defon Sell	29.68%	84.24%	AAA	16																														
2025/07/30	9.113	No Trade	No Trade	95.72%	90	Research	170	99	Research	Defon Sell	29.58%	87.10%	AAA	18																														
2025/07/31	9.258	No Trade	No Trade	100.00%	90	Research	170	100	Research	Defon Sell	31.66%	92.79%	AAA	21																														
2025/08/01	8.808	No Trade	No Trade	79.81%	90	Research	170	95	Research	Defon Sell	25.27%	85.92%	AA	24																														
2025/08/04	9.123	No Trade	No Trade	94.08%	90	Research	170	99	Research	Defon Sell	29.79%	93.31%	AAA	25																														
2025/08/05	9.207	No Trade	No Trade	97.87%	90	Research	170	99	Research	Defon Sell	30.99%	90.51%	AAA	25																														
2025/08/06	9.328	No Trade	No Trade	100.00%	90	Research	170	100	Research	Defon Sell	32.73%	86.75%	AAA	27																														
2025/08/07	8.888	No Trade	No Trade	80.89%	90	Research	170	95	Research	Defon Sell	26.47%	72.06%	AA	26																														
2025/08/08	8.905	Sell_Panda_ST	Sell_Panda_ST	81.67%	90	Research	170	95	Research	Defon Sell	26.73%	73.22%	AA	24																														
2025/08/11	8.979	Sell_Panda_ST	No Trade	85.01%	90	Research	170	96	Research	Defon Sell	27.82%	74.12%	AA	22																														
2025/08/12	8.914	Sell_Panda_ST	Sell_Panda_ST	82.19%	75	Research	170	96	Research	Defon Sell	26.90%	75.46%	AA	20																														
2025/08/13	8.598	Sell_Panda_ST	Sell_Panda_ST	68.49%	50	Research	170	0	Absolutely no Trade		22.42%	63.34%	B	15																														
2025/08/14	8.520	Sell_Panda_ST	Sell_Panda_ST	65.15%	50	Research	170	0	Absolutely no Trade		21.32%	56.07%	B	12																														
2025/08/15	8.600	No Trade	No Trade	68.64%	50	Research	170	0	Absolutely no Trade		22.47%	58.47%	B	10																														
2025/08/18	8.612	No Trade	No Trade	69.29%	50	Research	170	0	Absolutely no Trade		22.68%	64.20%	B	8																														
2025/08/19	8.096	No Trade	No Trade	46.84%	0	Research	85	0	Absolutely no Trade		15.33%	52.30%	C	3																														
2025/08/20	8.028	No Trade	No Trade	43.92%	0	Research	85	0	Absolutely no Trade		14.37%	46.73%	C	-3																														
2025/08/21	7.920	No Trade	No Trade	39.24%	0	Research	85	0	Absolutely no Trade		12.84%	46.66%	C	-7																														
2025/08/22	8.216	No Trade	No Trade	52.16%	0	Research	85	0	Absolutely no Trade		17.07%	41.15%	C	-11																														



Date	9 day	9 vs 21 day	33 day
2025/07/08	Buy_9day	Buy 9 vs 21	Buy 33_Day
2025/07/09	Buy_9day	Buy 9 vs 21	Buy 33_Day
2025/07/10	Buy_9day	Buy 9 vs 21	Buy 33_Day
2025/07/11	Buy_9day	Buy 9 vs 21	Buy 33_Day
2025/07/14	Buy_9day	Buy 9 vs 21	Buy 33_Day
2025/07/15	Buy_9day	Buy 9 vs 21	Buy 33_Day
2025/07/16	Buy_9day	Buy 9 vs 21	Buy 33_Day
2025/07/17	Buy_9day	Buy 9 vs 21	Buy 33_Day
2025/07/18	Buy_9day	Buy 9 vs 21	Buy 33_Day
2025/07/21	Buy_9day	Buy 9 vs 21	Buy 33_Day
2025/07/21	Buy_9day	Buy 9 vs 21	Buy 33_Day
2025/07/22	Sell_9day	Buy 9 vs 21	Buy 33_Day
2025/07/23	Sell_9day	Buy 9 vs 21	Buy 33_Day
2025/07/24	Sell_9day	Buy 9 vs 21	Buy 33_Day
2025/07/25	Sell_9day	Buy 9 vs 21	Buy 33_Day
2025/07/28	Buy_9day	Buy 9 vs 21	Buy 33_Day
2025/07/29	Buy_9day	Buy 9 vs 21	Buy 33_Day
2025/07/30	Buy_9day	Buy 9 vs 21	Buy 33_Day
2025/07/31	Buy_9day	Buy 9 vs 21	Buy 33_Day
2025/08/01	Sell_9day	Buy 9 vs 21	Buy 33_Day
2025/08/04	Buy_9day	Buy 9 vs 21	Buy 33_Day
2025/08/05	Buy_9day	Buy 9 vs 21	Buy 33_Day
2025/08/06	Buy_9day	Buy 9 vs 21	Buy 33_Day
2025/08/07	Sell_9day	Buy 9 vs 21	Buy 33_Day
2025/08/08	Sell_9day	Buy 9 vs 21	Buy 33_Day
2025/08/11	Sell_9day	Buy 9 vs 21	Buy 33_Day
2025/08/12	Sell_9day	Buy 9 vs 21	Buy 33_Day
2025/08/13	Sell_9day	Buy 9 vs 21	Sell 33_Day
2025/08/14	Sell_9day	Buy 9 vs 21	Sell 33_Day
2025/08/15	Sell_9day	Sell 9 vs 21	Sell 33_Day
2025/08/18	Sell_9day	Sell 9 vs 21	Sell 33_Day
2025/08/19	Sell_9day	Sell 9 vs 21	Sell 33_Day
2025/08/20	Sell_9day	Sell 9 vs 21	Sell 33_Day
2025/08/21	Sell_9day	Sell 9 vs 21	Sell 33_Day
2025/08/22	Sell_9day	Sell 9 vs 21	Sell 33_Day

Strategy Universe	Pairs_NYSE_Nasdaq50	Ascendant guidance	Trade	Strategy_Open Date	2025/08/13	Caterpillar Guidance	Trade
<p>Legend: — ORCL.NYS - - - 21 per. Mov. Avg. (ORCL.NYS) — Linear (ORCL.NYS)</p>						(+) : Mom Days	52
<p>Legend: — T.NYS - - - 21 per. Mov. Avg. (T.NYS) — Linear (T.NYS)</p>						(-) : Mom Days	0
						Guided : Factor	33 day
						324_Buy Guidance	0.0%
						324_Sell Guidance	88.1%
						Mom_75 (days)	41.1%
						9 vs 21 day	-4.23%
						Price vs 9 day	-2.07%

S  
e  
l  
l

RSG.NYS

Republic Services

Industrial

Commercial Services & Supplies

New York

Market Cap : (B)

67 888

FTV.NYS

Fortive

Industrial

Machinery

New York

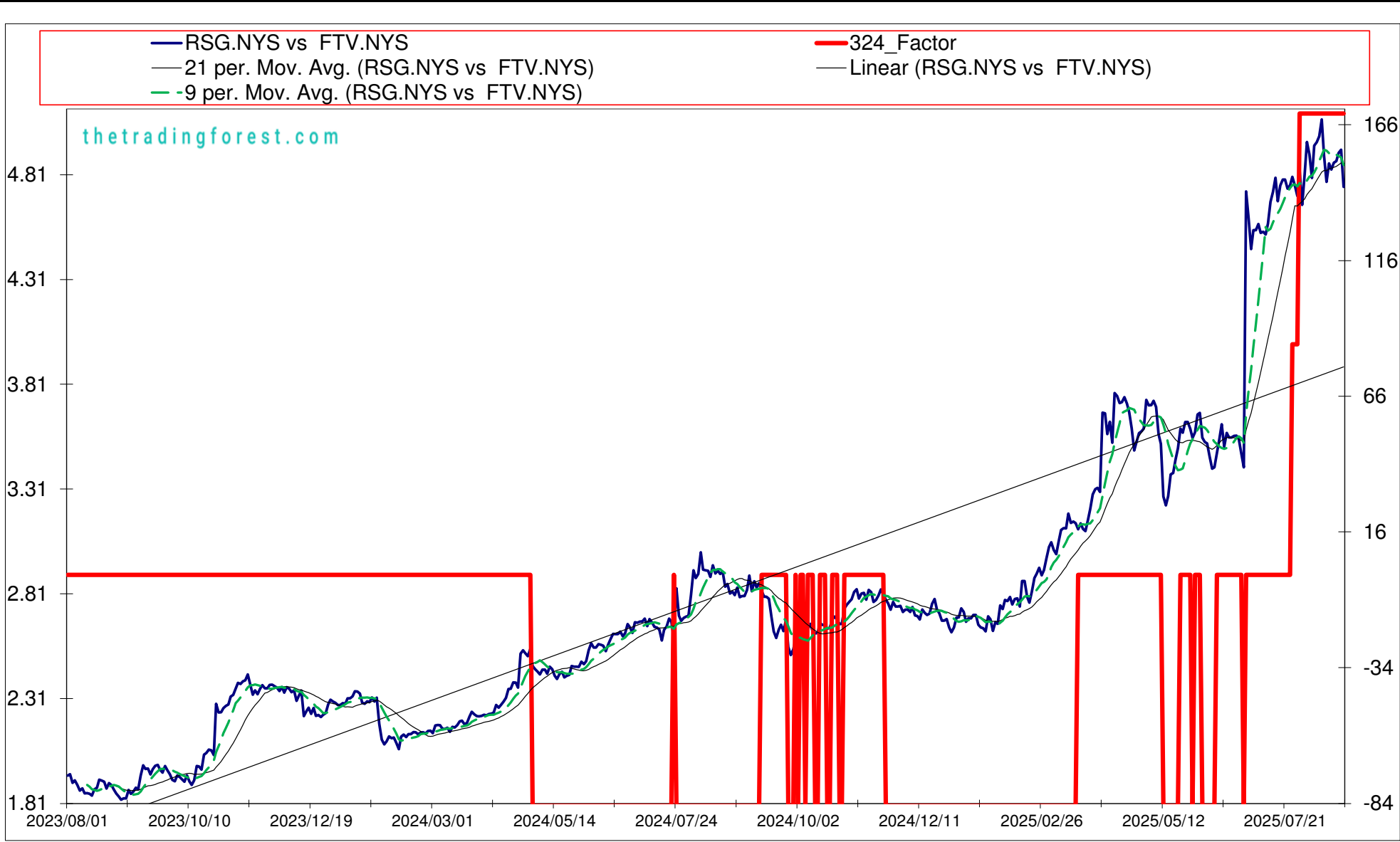
Market Cap : (B)

27 208

Follow the " 3day to 5day waiting period " before entering the trade : understand the Graph, Trend and Variables

Plan your enrty levels. Focus on the process not the outcome. Expect further short-term deviation from the trade signal. "Patience"

-2.226														120.100		-53.955	
Date	Price or Relative Price	Short_Term_ Radar	Medium_ Term_Radar	Caterpillar_ %	Wise_ Owl(Rnk)	324_Factor	Factor_324	Defcon _Index	Defcon _Index_Trade	Margin of Safety	75_Day_Mom	Trade_Rating (Guidance)	Trendsum				
2025/07/01	4.603	No Trade	No Trade	75.82%	0	Absolutely No	0	97	Research Defon Sell	17.15%	44.17%	C	-7				
2025/07/02	4.456	No Trade	No Trade	58.79%	0	Absolutely No	0	0	Absolutely no Trade	13.30%	41.57%	C	-6				
2025/07/03	4.546	No Trade	No Trade	68.29%	0	Absolutely No	0	96	Research Defon Sell	15.44%	44.10%	C	-6				
2025/07/04	4.546	No Trade	No Trade	67.73%	0	Absolutely No	0	96	Research Defon Sell	15.32%	44.46%	C	-6				
2025/07/07	4.575	No Trade	No Trade	69.37%	0	Absolutely No	0	97	Research Defon Sell	15.69%	46.78%	C	-6				
2025/07/08	4.532	No Trade	No Trade	64.05%	0	Absolutely No	0	96	Research Defon Sell	14.48%	44.08%	C	-6				
2025/07/09	4.539	No Trade	No Trade	64.21%	0	Absolutely No	0	96	Research Defon Sell	14.52%	45.48%	C	-7				
2025/07/10	4.525	No Trade	No Trade	62.11%	0	Absolutely No	0	96	Research Defon Sell	14.05%	45.55%	C	-8				
2025/07/11	4.578	No Trade	No Trade	67.47%	0	Absolutely No	0	97	Research Defon Sell	15.26%	44.78%	C	-8				
2025/07/14	4.680	No Trade	No Trade	77.18%	0	Absolutely No	0	99	Research Defon Sell	17.45%	45.60%	C	-5				
2025/07/15	4.728	No Trade	No Trade	81.96%	0	Absolutely No	0	100	Research Defon Sell	18.54%	43.97%	C	-3				
2025/07/16	4.796	No Trade	No Trade	88.91%	30	Absolutely No	0	100	Research Defon Sell	20.11%	44.94%	C	-1				
2025/07/17	4.684	No Trade	No Trade	75.96%	0	Absolutely No	0	98	Research Defon Sell	17.18%	41.27%	C	5				
2025/07/18	4.760	No Trade	No Trade	83.71%	0	Absolutely No	0	99	Research Defon Sell	18.93%	44.43%	C	9				
2025/07/21	4.787	No Trade	No Trade	85.09%	30	Absolutely No	0	100	Research Defon Sell	19.24%	30.30%	C	9				
2025/07/21	4.787	No Trade	No Trade	85.09%	30	Absolutely No	0	100	Research Defon Sell	19.24%	30.41%	C	9				
2025/07/22	4.744	No Trade	No Trade	79.72%	0	Absolutely No	0	99	Research Defon Sell	18.03%	32.80%	C	9				
2025/07/23	4.760	No Trade	No Trade	80.92%	0	Absolutely No	0	99	Research Defon Sell	18.30%	31.10%	C	7				
2025/07/24	4.800	No Trade	No Trade	84.83%	50	Research	85	100	Research Defon Sell	19.18%	35.95%	A	9				
2025/07/25	4.759	No Trade	No Trade	79.67%	50	Research	85	99	Research Defon Sell	18.02%	26.32%	A	11				
2025/07/28	4.710	No Trade	No Trade	72.65%	50	Research	85	98	Research Defon Sell	16.43%	25.46%	B	11				
2025/07/29	4.831	No Trade	No Trade	85.40%	75	Research	170	100	Research Defon Sell	19.31%	29.87%	AA	10				
2025/07/30	4.666	No Trade	No Trade	66.86%	75	Research	170	97	Research Defon Sell	15.12%	25.31%	AA	11				
2025/07/31	4.812	No Trade	No Trade	82.20%	75	Research	170	100	Research Defon Sell	18.59%	28.40%	AA	12				
2025/08/01	4.967	No Trade	No Trade	98.49%	90	Research	170	100	Research Defon Sell	22.27%	33.61%	AAA	11				
2025/08/04	4.907	No Trade	No Trade	90.28%	90	Research	170	99	Research Defon Sell	20.42%	33.49%	AAA	12				
2025/08/05	4.795	No Trade	No Trade	78.77%	75	Research	170	97	Research Defon Sell	17.54%	33.22%	AA	13				
2025/08/06	4.949	No Trade	No Trade	95.13%	90	Research	170	100	Research Defon Sell	21.19%	41.67%	AAA	13				
2025/08/07	4.966	No Trade	No Trade	96.42%	75	Research	170	100	Research Defon Sell	21.48%	40.52%	AA	10				
2025/08/08	4.994	No Trade	No Trade	98.92%	90	Research	170	100	Research Defon Sell	22.03%	39.62%	AAA	13				
2025/08/11	5.073	No Trade	No Trade	100.00%	90	Research	170	100	Research Defon Sell	23.59%	41.51%	AAA	16				
2025/08/12	4.901	No Trade	No Trade	81.66%	75	Research	170	97	Research Defon Sell	19.26%	36.21%	AA	18				
2025/08/13	4.776	Sell_Panda_ST	Sell_Panda_ST	68.26%	50	Research	170	0	Absolutely no Trade	16.10%	27.88%	B	18				
2025/08/14	4.864	Sell_Panda_ST	No Trade	76.82%	75	Research	170	96	Research Defon Sell	18.12%	31.16%	AA	16				
2025/08/15	4.835	No Trade	No Trade	73.29%	60	Research	170	95	Research Defon Sell	17.29%	30.34%	A	10				
2025/08/18	4.868	No Trade	No Trade	75.09%	75	Research	170	96	Research Defon Sell	17.71%	30.50%	AA	7				
2025/08/19	4.875	No Trade	No Trade	75.37%	75	Research	170	96	Research Defon Sell	17.78%	31.72%	AA	7				
2025/08/20	4.915	No Trade	No Trade	78.88%	75	Research	170	97	Research Defon Sell	18.61%	37.65%	AA	8				
2025/08/21	4.930	No Trade	No Trade	79.87%	75	Research	170	97	Research Defon Sell	18.84%	39.85%	AA	7				
2025/08/22	4.752	No Trade	No Trade	61.21%	50	Research	170	0	Absolutely no Trade	14.44%	45.12%	B	5				



Date	9 day	9 vs 21 day	33 day
2025/07/08	Buy_9day	Buy 9 vs 21	Buy 33_Day
2025/07/09	Buy_9day	Buy 9 vs 21	Buy 33_Day
2025/07/10	Sell_9day	Buy 9 vs 21	Buy 33_Day
2025/07/11	Buy_9day	Buy 9 vs 21	Buy 33_Day
2025/07/14	Buy_9day	Buy 9 vs 21	Buy 33_Day
2025/07/15	Buy_9day	Buy 9 vs 21	Buy 33_Day
2025/07/16	Buy_9day	Buy 9 vs 21	Buy 33_Day
2025/07/17	Buy_9day	Buy 9 vs 21	Buy 33_Day
2025/07/18	Buy_9day	Buy 9 vs 21	Buy 33_Day
2025/07/21	Buy_9day	Buy 9 vs 21	Buy 33_Day
2025/07/21	Buy_9day	Buy 9 vs 21	Buy 33_Day
2025/07/22	Buy_9day	Buy 9 vs 21	Buy 33_Day
2025/07/23	Buy_9day	Buy 9 vs 21	Buy 33_Day
2025/07/24	Buy_9day	Buy 9 vs 21	Buy 33_Day
2025/07/25	Sell_9day	Buy 9 vs 21	Buy 33_Day
2025/07/28	Sell_9day	Buy 9 vs 21	Buy 33_Day
2025/07/29	Buy_9day	Buy 9 vs 21	Buy 33_Day
2025/07/30	Sell_9day	Buy 9 vs 21	Buy 33_Day
2025/07/31	Buy_9day	Buy 9 vs 21	Buy 33_Day
2025/08/01	Buy_9day	Buy 9 vs 21	Buy 33_Day
2025/08/04	Buy_9day	Buy 9 vs 21	Buy 33_Day
2025/08/05	Sell_9day	Buy 9 vs 21	Buy 33_Day
2025/08/06	Buy_9day	Buy 9 vs 21	Buy 33_Day
2025/08/07	Buy_9day	Buy 9 vs 21	Buy 33_Day
2025/08/08	Buy_9day	Buy 9 vs 21	Buy 33_Day
2025/08/11	Buy_9day	Buy 9 vs 21	Buy 33_Day
2025/08/12	Sell_9day	Buy 9 vs 21	Buy 33_Day
2025/08/13	Sell_9day	Buy 9 vs 21	Buy 33_Day
2025/08/14	Sell_9day	Buy 9 vs 21	Buy 33_Day
2025/08/15	Sell_9day	Buy 9 vs 21	Buy 33_Day
2025/08/18	Sell_9day	Buy 9 vs 21	Buy 33_Day
2025/08/19	Sell_9day	Buy 9 vs 21	Buy 33_Day
2025/08/20	Buy_9day	Buy 9 vs 21	Buy 33_Day
2025/08/21	Buy_9day	Buy 9 vs 21	Buy 33_Day
2025/08/22	Sell_9day	Sell 9 vs 21	Sell 33_Day

Strategy Universe

Pairs\_NYSE\_Industrial

Ascendant guidance

Apply Caution

Strategy\_Open Date

2025/08/13

Caterpillar Guidance

Trade

RSG.NYS

21 per. Mov. Avg. (RSG.NYS)

Linear (RSG.NYS)

FTV.NYS

21 per. Mov. Avg. (FTV.NYS)

Linear (FTV.NYS)

(+) : Mom Days

41

(-) : Mom Days

0

Guided : Factor

33 day

324\_Buy Guidance

0.0%

324\_Sell Guidance

93.7%

Mom\_75 (days)

45.1%

9 vs 21 day

-0.14%

Price vs 9 day

-2.17%



S  
e  
l  
l

SYN.NYS

Sysco Corporation

Consumer Staples

Food & Staples Retailing

New York

Market Cap : (B)

37 230

CAG.NYS

Conagra Brands

Consumer Staples

Food Products

New York

Market Cap : (B)

13 087

Follow the " 3day to 5day waiting period " before entering the trade : understand the Graph, Trend and Variables

Plan your enrty levels. Focus on the process not the outcome. Expect further short-term deviation from the trade signal. "Patience"

-2.233103.430-46.311														
Date	Price or Relative Price	Short_Term_ Radar	Medium_ Term_Radar	Caterpillar_ %	Wise_ Owl(Rnk)	324_Factor	Factor_324	Defcon _Index	Defcon _Index_Trade	Margin of Safety	75_Day_Mom	Trade_Rating (Guidance)	Trendsum	
2025/07/01	3.675	No Trade	No Trade	11.58%	30	Absolutely No	0	99	Research Defon Sell	5.12%	30.54%	C	33	
2025/07/02	3.675	No Trade	No Trade	11.42%	30	Absolutely No	0	99	Research Defon Sell	5.01%	28.64%	C	33	
2025/07/03	3.677	No Trade	No Trade	11.36%	30	Absolutely No	0	99	Research Defon Sell	4.98%	28.27%	C	35	
2025/07/04	3.677	No Trade	No Trade	11.27%	30	Absolutely No	0	99	Research Defon Sell	4.88%	28.57%	C	34	
2025/07/07	3.758	No Trade	No Trade	16.61%	30	Absolutely No	0	100	Research Defon Sell	6.90%	34.47%	C	37	
2025/07/08	3.706	No Trade	No Trade	12.79%	30	Absolutely No	0	99	Research Defon Sell	5.31%	34.83%	C	39	
2025/07/09	3.745	No Trade	No Trade	15.70%	30	Absolutely No	0	100	Research Defon Sell	6.33%	35.26%	C	39	
2025/07/10	3.974	No Trade	No Trade	33.42%	30	Absolutely No	0	100	Research Defon Sell	12.73%	43.16%	C	39	
2025/07/11	3.961	No Trade	No Trade	32.78%	30	Absolutely No	0	100	Research Defon Sell	12.24%	41.12%	C	39	
2025/07/14	4.009	No Trade	No Trade	35.61%	30	Absolutely No	0	100	Research Defon Sell	13.30%	43.28%	C	39	
2025/07/15	4.019	No Trade	No Trade	51.25%	30	Absolutely No	0	100	Research Defon Sell	13.48%	44.02%	C	40	
2025/07/16	4.060	No Trade	No Trade	55.19%	30	Absolutely No	0	100	Research Defon Sell	14.51%	44.29%	C	42	
2025/07/17	4.107	No Trade	No Trade	59.84%	30	Absolutely No	0	100	Research Defon Sell	15.73%	44.85%	C	45	
2025/07/18	4.112	No Trade	No Trade	59.93%	30	Absolutely No	0	100	Research Defon Sell	15.76%	44.05%	C	45	
2025/07/21	4.198	No Trade	No Trade	67.97%	50	Research	85	100	Research Defon Sell	17.87%	49.10%	A	45	
2025/07/21	4.198	No Trade	No Trade	67.97%	50	Research	85	100	Research Defon Sell	17.87%	56.79%	A	46	
2025/07/22	4.134	No Trade	No Trade	60.69%	50	Research	85	98	Research Defon Sell	15.96%	54.68%	B	45	
2025/07/23	4.114	No Trade	No Trade	62.57%	50	Research	85	98	Research Defon Sell	15.29%	51.19%	B	44	
2025/07/24	4.138	No Trade	No Trade	67.45%	50	Research	85	99	Research Defon Sell	15.85%	49.57%	B	41	
2025/07/25	4.180	No Trade	No Trade	77.33%	50	Research	85	100	Research Defon Sell	16.93%	52.85%	A	37	
2025/07/28	4.185	No Trade	No Trade	76.47%	50	Research	85	100	Research Defon Sell	16.74%	54.37%	A	35	
2025/07/29	4.044	Sell_Panda_ST	No Trade	58.09%	50	Research	85	96	Research Defon Sell	12.72%	47.44%	B	30	
2025/07/30	4.323	No Trade	No Trade	100.00%	50	Research	85	100	Research Defon Sell	20.38%	54.97%	A	28	
2025/07/31	4.359	No Trade	No Trade	100.00%	50	Research	85	100	Research Defon Sell	21.27%	53.55%	A	25	
2025/08/01	4.316	No Trade	No Trade	93.76%	50	Research	85	99	Research Defon Sell	19.94%	52.37%	B	23	
2025/08/04	4.252	No Trade	No Trade	83.95%	50	Research	85	98	Research Defon Sell	17.86%	47.83%	B	21	
2025/08/05	4.215	No Trade	No Trade	78.68%	50	Research	85	97	Research Defon Sell	16.73%	45.85%	B	20	
2025/08/06	4.304	No Trade	No Trade	89.67%	50	Research	85	99	Research Defon Sell	19.07%	47.85%	B	18	
2025/08/07	4.175	Sell_Panda_ST	No Trade	72.44%	50	Research	85	96	Research Defon Sell	15.41%	43.92%	B	17	
2025/08/08	4.190	Sell_Panda_ST	No Trade	73.83%	50	Research	85	96	Research Defon Sell	15.70%	43.26%	B	13	
2025/08/11	4.145	No Trade	No Trade	66.55%	50	Research	85	95	Research Defon Sell	14.15%	43.63%	B	8	
2025/08/12	4.141	No Trade	No Trade	65.58%	0	Research	85	0	Absolutely no Trade	13.95%	43.31%	C	3	
2025/08/13	4.211	No Trade	No Trade	74.08%	50	Research	85	97	Research Defon Sell	15.76%	45.13%	B	-1	
2025/08/14	4.175	No Trade	No Trade	68.97%	60	Research	170	96	Research Defon Sell	14.67%	40.79%	A	-5	
2025/08/15	4.148	No Trade	No Trade	65.05%	60	Research	170	95	Research Defon Sell	13.84%	38.08%	A	-8	
2025/08/18	4.174	No Trade	No Trade	66.91%	60	Research	170	96	Research Defon Sell	14.23%	39.21%	A	-10	
2025/08/19	4.125	No Trade	No Trade	60.15%	50	Research	170	0	Absolutely no Trade	12.79%	34.56%	B	-12	
2025/08/20	4.207	No Trade	No Trade	70.17%	75	Research	170	97	Research Defon Sell	14.93%	36.43%	AA	-14	
2025/08/21	4.131	No Trade	No Trade	59.91%	50	Research	170	0	Absolutely no Trade	12.74%	34.81%	B	-16	
2025/08/22	4.084	No Trade	No Trade	53.45%	50	Research	170	0	Absolutely no Trade	11.37%	32.35%	B	-19	



S  
e  
|  
|

ORCL.NYS

Oracle Corporation

Technology

Software

New York

Market Cap : (B)

532 848

Follow the " 3day to 5day waiting period " before entering the trade : understand the Graph, Trend and Variables

OEF.ARC

iShares S&P 100 ETF

\_Equity\_Index

ETF\_NYSE\_Price

NYSE

Market Cap : (B)

14 530

Plan your enrty levels. Focus on the process not the outcome. Expect further short-term deviation from the trade signal. "Patience"

-2.263						72.121						-31.876	
Date	Price or Relative Price	Short_Term_ Radar	Medium_ Term_Radar	Caterpillar_ %	Wise_ Owl(Rnk)	324_Factor	Factor_324	Defcon _Index	Defcon _Index_Trade	Margin of Safety	75_Day_Mom	Trade_Rating (Guidance)	Trendsum
2025/07/01	0.722	No Trade	No Trade	49.74%	0	Absolutely No	0	98	Research Defon Sell	8.19%	31.15%	C	14
2025/07/02	0.753	No Trade	No Trade	77.97%	30	Absolutely No	0	100	Research Defon Sell	12.84%	38.13%	C	13
2025/07/03	0.771	No Trade	No Trade	93.69%	30	Absolutely No	0	100	Research Defon Sell	15.43%	37.60%	C	13
2025/07/04	0.771	No Trade	No Trade	93.27%	50	Research	85	100	Research Defon Sell	15.36%	39.79%	A	15
2025/07/07	0.761	No Trade	No Trade	82.91%	50	Research	85	99	Research Defon Sell	13.66%	36.78%	B	17
2025/07/08	0.769	No Trade	No Trade	89.60%	50	Research	85	100	Research Defon Sell	14.76%	37.70%	A	17
2025/07/09	0.768	No Trade	No Trade	88.71%	50	Research	85	100	Research Defon Sell	14.61%	38.34%	A	13
2025/07/10	0.763	No Trade	No Trade	83.97%	50	Research	85	99	Research Defon Sell	13.83%	37.67%	A	12
2025/07/11	0.751	No Trade	No Trade	72.09%	50	Research	85	97	Research Defon Sell	11.87%	40.17%	B	11
2025/07/14	0.746	No Trade	No Trade	66.96%	50	Research	85	97	Research Defon Sell	11.03%	41.02%	B	8
2025/07/15	0.764	No Trade	No Trade	82.68%	50	Research	85	99	Research Defon Sell	13.62%	46.07%	A	3
2025/07/16	0.783	No Trade	No Trade	98.80%	50	Research	85	100	Research Defon Sell	16.27%	51.61%	A	1
2025/07/17	0.802	No Trade	No Trade	100.00%	50	Research	85	100	Research Defon Sell	19.15%	53.45%	A	1
2025/07/18	0.793	No Trade	No Trade	92.21%	50	Research	85	99	Research Defon Sell	17.66%	48.38%	B	1
2025/07/21	0.784	No Trade	No Trade	83.99%	50	Research	85	98	Research Defon Sell	16.08%	48.23%	B	2
2025/07/21	0.784	No Trade	No Trade	83.99%	50	Research	85	98	Research Defon Sell	16.08%	49.19%	B	5
2025/07/22	0.768	No Trade	No Trade	71.67%	50	Research	85	96	Research Defon Sell	13.72%	47.46%	B	3
2025/07/23	0.774	No Trade	No Trade	75.42%	50	Research	85	96	Research Defon Sell	14.44%	49.36%	B	2
2025/07/24	0.776	No Trade	No Trade	76.76%	50	Research	85	97	Research Defon Sell	14.70%	47.03%	B	1
2025/07/25	0.781	No Trade	No Trade	80.14%	50	Research	85	97	Research Defon Sell	15.35%	49.24%	B	-1
2025/07/28	0.786	No Trade	No Trade	83.50%	50	Research	85	98	Research Defon Sell	15.99%	54.59%	B	-3
2025/07/29	0.797	No Trade	No Trade	90.96%	50	Research	85	99	Research Defon Sell	17.42%	54.97%	A	-1
2025/07/30	0.800	No Trade	No Trade	93.12%	50	Research	85	100	Research Defon Sell	17.83%	55.88%	A	2
2025/07/31	0.809	No Trade	No Trade	100.00%	50	Research	85	100	Research Defon Sell	19.16%	58.75%	A	5
2025/08/01	0.796	No Trade	No Trade	89.14%	50	Research	85	98	Research Defon Sell	17.08%	57.16%	B	9
2025/08/04	0.811	No Trade	No Trade	99.41%	50	Research	85	100	Research Defon Sell	19.05%	62.20%	A	14
2025/08/05	0.822	No Trade	No Trade	100.00%	50	Research	85	100	Research Defon Sell	20.63%	62.07%	A	17
2025/08/06	0.816	No Trade	No Trade	95.66%	50	Research	85	99	Research Defon Sell	19.74%	57.26%	A	21
2025/08/07	0.794	No Trade	No Trade	79.73%	50	Research	85	97	Research Defon Sell	16.45%	53.65%	B	21
2025/08/08	0.788	Sell_Panda_ST	Sell_Panda_ST	74.88%	75	Research	170	96	Research Defon Sell	15.45%	50.63%	AA	17
2025/08/11	0.798	No Trade	No Trade	81.24%	75	Research	170	97	Research Defon Sell	16.76%	52.71%	AA	11
2025/08/12	0.794	No Trade	No Trade	78.16%	75	Research	170	97	Research Defon Sell	16.12%	51.73%	AA	7
2025/08/13	0.762	No Trade	No Trade	54.77%	0	Research	85	0	Absolutely no Trade	11.30%	42.20%	C	3
2025/08/14	0.764	No Trade	No Trade	55.80%	0	Research	85	0	Absolutely no Trade	11.51%	39.65%	C	-1
2025/08/15	0.774	No Trade	No Trade	62.89%	0	Research	85	0	Absolutely no Trade	12.97%	41.86%	C	-2
2025/08/18	0.778	No Trade	No Trade	64.37%	0	Research	85	0	Absolutely no Trade	13.28%	42.45%	C	-2
2025/08/19	0.739	No Trade	No Trade	36.67%	0	Research	85	0	Absolutely no Trade	7.56%	34.38%	C	-6
2025/08/20	0.744	No Trade	No Trade	39.82%	0	Research	85	0	Absolutely no Trade	8.21%	35.60%	C	-9
2025/08/21	0.741	No Trade	No Trade	37.35%	0	Research	85	0	Absolutely no Trade	7.71%	34.67%	C	-12
2025/08/22	0.740	No Trade	No Trade	36.64%	0	Research	85	0	Absolutely no Trade	7.56%	33.41%	C	-15



Date	9 day	9 vs 21 day	33 day
2025/07/08	Buy_9day	Buy 9 vs 21	Buy 33_Day
2025/07/09	Buy_9day	Buy 9 vs 21	Buy 33_Day
2025/07/10	Buy_9day	Buy 9 vs 21	Buy 33_Day
2025/07/11	Sell_9day	Buy 9 vs 21	Buy 33_Day
2025/07/14	Sell_9day	Buy 9 vs 21	Buy 33_Day
2025/07/15	Buy_9day	Buy 9 vs 21	Buy 33_Day
2025/07/16	Buy_9day	Buy 9 vs 21	Buy 33_Day
2025/07/17	Buy_9day	Buy 9 vs 21	Buy 33_Day
2025/07/18	Buy_9day	Buy 9 vs 21	Buy 33_Day
2025/07/21	Buy_9day	Buy 9 vs 21	Buy 33_Day
2025/07/21	Buy_9day	Buy 9 vs 21	Buy 33_Day
2025/07/22	Sell_9day	Buy 9 vs 21	Buy 33_Day
2025/07/23	Sell_9day	Buy 9 vs 21	Buy 33_Day
2025/07/24	Sell_9day	Buy 9 vs 21	Buy 33_Day
2025/07/25	Sell_9day	Buy 9 vs 21	Buy 33_Day
2025/07/28	Buy_9day	Buy 9 vs 21	Buy 33_Day
2025/07/29	Buy_9day	Buy 9 vs 21	Buy 33_Day
2025/07/30	Buy_9day	Buy 9 vs 21	Buy 33_Day
2025/07/31	Buy_9day	Buy 9 vs 21	Buy 33_Day
2025/08/01	Buy_9day	Buy 9 vs 21	Buy 33_Day
2025/08/04	Buy_9day	Buy 9 vs 21	Buy 33_Day
2025/08/05	Buy_9day	Buy 9 vs 21	Buy 33_Day
2025/08/06	Buy_9day	Buy 9 vs 21	Buy 33_Day
2025/08/07	Sell_9day	Buy 9 vs 21	Buy 33_Day
2025/08/08	Sell_9day	Buy 9 vs 21	Buy 33_Day
2025/08/11	Sell_9day	Buy 9 vs 21	Buy 33_Day
2025/08/12	Sell_9day	Buy 9 vs 21	Buy 33_Day
2025/08/13	Sell_9day	Buy 9 vs 21	Sell 33_Day
2025/08/14	Sell_9day	Buy 9 vs 21	Sell 33_Day
2025/08/15	Sell_9day	Buy 9 vs 21	Sell 33_Day
2025/08/18	Sell_9day	Sell 9 vs 21	Sell 33_Day
2025/08/19	Sell_9day	Sell 9 vs 21	Sell 33_Day
2025/08/20	Sell_9day	Sell 9 vs 21	Sell 33_Day
2025/08/21	Sell_9day	Sell 9 vs 21	Sell 33_Day
2025/08/22	Sell_9day	Sell 9 vs 21	Sell 33_Day

Strategy Universe

Rel vs SP100

Ascendant guidance

Research

Strategy\_Open Date

2025/08/13

Caterpillar Guidance

Trade

—ORCL.NYS

----- 21 per. Mov. Avg. (ORCL.NYS)

——Linear (ORCL.NYS)

—OEF.ARC

----- 21 per. Mov. Avg. (OEF.ARC)

——Linear (OEF.ARC)

(+) : Mom Days

55

(-) : Mom Days

0

Guided : Factor

33 day

324\_Buy Guidance

0.0%

324\_Sell Guidance

90.1%

Mom\_75 (days)

33.4%

9 vs 21 day

-2.94%

Price vs 9 day

-2.55%



S  
e  
l  
l

ORCL.NYS

Oracle Corporation

Technology

Software

New York

Market Cap : (B)

532 848

Follow the " 3day to 5day waiting period " before entering the trade : understand the Graph, Trend and Variables

XLK.ARC

SPDR Select Sector Fund - Technology

Technology

ETF\_NYSE\_Price

NYSE

Market Cap : (B)

72 931

Plan your enrty levels. Focus on the process not the outcome. Expect further short-term deviation from the trade signal. "Patience"

-2.258										76.099					-33.709	
Date	Price or Relative Price	Short_Term_ Radar	Medium_ Term_Radar	Caterpillar_ %	Wise_ Owl(Rnk)	324_Factor	Factor_324	Defcon _Index	Defcon _Index_Trade	Margin of Safety	75_Day_Mom	Trade_Rating (Guidance)	Trendsum			
2025/07/01	0.872	No Trade	No Trade	33.51%	0	Absolutely No	0	97	Research Defon Sell	5.63%	22.70%	C	9			
2025/07/02	0.907	No Trade	No Trade	57.84%	0	Absolutely No	0	100	Research Defon Sell	9.71%	29.96%	C	8			
2025/07/03	0.924	No Trade	No Trade	69.50%	0	Absolutely No	0	100	Research Defon Sell	11.67%	29.19%	C	8			
2025/07/04	0.924	No Trade	No Trade	69.07%	0	Absolutely No	0	100	Research Defon Sell	11.60%	31.10%	C	10			
2025/07/07	0.911	No Trade	No Trade	58.83%	50	Research	85	99	Research Defon Sell	9.88%	28.44%	B	11			
2025/07/08	0.915	No Trade	No Trade	61.19%	50	Research	85	99	Research Defon Sell	10.28%	27.84%	A	12			
2025/07/09	0.915	No Trade	No Trade	60.49%	50	Research	85	99	Research Defon Sell	10.16%	28.55%	A	10			
2025/07/10	0.914	No Trade	No Trade	59.98%	50	Research	85	99	Research Defon Sell	10.07%	28.50%	A	9			
2025/07/11	0.901	No Trade	No Trade	50.02%	50	Research	85	98	Research Defon Sell	8.40%	30.16%	B	8			
2025/07/14	0.897	No Trade	No Trade	45.72%	50	Research	85	97	Research Defon Sell	7.68%	30.13%	B	4			
2025/07/15	0.911	No Trade	No Trade	55.41%	50	Research	85	99	Research Defon Sell	9.31%	33.47%	B	-1			
2025/07/16	0.933	No Trade	No Trade	70.47%	50	Research	85	100	Research Defon Sell	11.84%	37.75%	A	-3			
2025/07/17	0.953	No Trade	No Trade	84.42%	50	Research	85	100	Research Defon Sell	14.18%	39.62%	A	-3			
2025/07/18	0.941	No Trade	No Trade	75.41%	50	Research	85	99	Research Defon Sell	12.66%	35.15%	B	-2			
2025/07/21	0.932	No Trade	No Trade	68.04%	50	Research	85	98	Research Defon Sell	11.43%	32.63%	B	0			
2025/07/21	0.932	No Trade	No Trade	68.04%	50	Research	85	98	Research Defon Sell	11.43%	32.55%	B	2			
2025/07/22	0.920	No Trade	No Trade	58.90%	50	Research	85	97	Research Defon Sell	9.89%	32.74%	B	0			
2025/07/23	0.929	No Trade	No Trade	65.11%	50	Research	85	98	Research Defon Sell	10.94%	34.16%	B	-1			
2025/07/24	0.929	No Trade	No Trade	64.44%	50	Research	85	97	Research Defon Sell	10.82%	35.58%	B	-2			
2025/07/25	0.936	No Trade	No Trade	68.71%	50	Research	85	98	Research Defon Sell	11.54%	36.37%	B	-3			
2025/07/28	0.938	No Trade	No Trade	69.15%	50	Research	85	98	Research Defon Sell	11.61%	40.58%	B	-5			
2025/07/29	0.947	No Trade	No Trade	74.78%	50	Research	85	99	Research Defon Sell	12.56%	40.72%	A	-3			
2025/07/30	0.947	No Trade	No Trade	74.52%	50	Research	85	99	Research Defon Sell	12.52%	42.01%	A	0			
2025/07/31	0.966	No Trade	No Trade	87.57%	50	Research	85	100	Research Defon Sell	14.71%	44.34%	A	4			
2025/08/01	0.951	No Trade	No Trade	76.49%	50	Research	85	98	Research Defon Sell	12.85%	42.57%	B	10			
2025/08/04	0.963	No Trade	No Trade	83.67%	50	Research	85	100	Research Defon Sell	14.05%	45.63%	A	15			
2025/08/05	0.983	No Trade	No Trade	97.41%	50	Research	85	100	Research Defon Sell	16.36%	48.14%	A	19			
2025/08/06	0.975	No Trade	No Trade	91.30%	50	Research	85	99	Research Defon Sell	15.33%	45.63%	A	23			
2025/08/07	0.947	No Trade	No Trade	71.41%	50	Research	85	96	Research Defon Sell	11.99%	42.58%	B	22			
2025/08/08	0.940	Sell_Panda_ST	Sell_Panda_ST	66.15%	50	Research	85	96	Research Defon Sell	11.11%	39.65%	B	18			
2025/08/11	0.957	Sell_Panda_ST	No Trade	76.39%	75	Research	170	97	Research Defon Sell	12.83%	42.09%	AA	12			
2025/08/12	0.946	No Trade	No Trade	68.81%	60	Research	170	96	Research Defon Sell	11.56%	41.23%	A	8			
2025/08/13	0.910	No Trade	No Trade	42.84%	0	Research	85	0	Absolutely no Trade	7.20%	33.27%	C	4			
2025/08/14	0.915	No Trade	No Trade	45.87%	0	Research	85	0	Absolutely no Trade	7.70%	31.49%	C	0			
2025/08/15	0.934	No Trade	No Trade	59.11%	50	Research	85	95	Research Defon Sell	9.93%	34.86%	B	-1			
2025/08/18	0.935	No Trade	No Trade	58.55%	50	Research	85	95	Research Defon Sell	9.83%	35.32%	B	-2			
2025/08/19	0.897	No Trade	No Trade	31.17%	0	Absolutely No	0	0	Absolutely no Trade	5.23%	29.57%	C	-6			
2025/08/20	0.905	No Trade	No Trade	36.22%	0	Research	85	0	Absolutely no Trade	6.08%	31.13%	C	-9			
2025/08/21	0.901	No Trade	No Trade	33.00%	0	Absolutely No	0	0	Absolutely no Trade	5.54%	30.34%	C	-12			
2025/08/22	0.901	No Trade	No Trade	32.73%	0	Absolutely No	0	0	Absolutely no Trade	5.50%	30.45%	C	-15			



Date	9 day	9 vs 21 day	33 day
2025/07/08	Buy_9day	Buy 9 vs 21	Buy 33_Day
2025/07/09	Buy_9day	Buy 9 vs 21	Buy 33_Day
2025/07/10	Buy_9day	Buy 9 vs 21	Buy 33_Day
2025/07/11	Sell_9day	Buy 9 vs 21	Buy 33_Day
2025/07/14	Sell_9day	Buy 9 vs 21	Buy 33_Day
2025/07/15	Sell_9day	Buy 9 vs 21	Buy 33_Day
2025/07/16	Buy_9day	Buy 9 vs 21	Buy 33_Day
2025/07/17	Buy_9day	Buy 9 vs 21	Buy 33_Day
2025/07/18	Buy_9day	Buy 9 vs 21	Buy 33_Day
2025/07/21	Buy_9day	Buy 9 vs 21	Buy 33_Day
2025/07/21	Buy_9day	Buy 9 vs 21	Buy 33_Day
2025/07/22	Sell_9day	Buy 9 vs 21	Buy 33_Day
2025/07/23	Buy_9day	Buy 9 vs 21	Buy 33_Day
2025/07/24	Sell_9day	Buy 9 vs 21	Buy 33_Day
2025/07/25	Buy_9day	Buy 9 vs 21	Buy 33_Day
2025/07/28	Buy_9day	Buy 9 vs 21	Buy 33_Day
2025/07/29	Buy_9day	Buy 9 vs 21	Buy 33_Day
2025/07/30	Buy_9day	Buy 9 vs 21	Buy 33_Day
2025/07/31	Buy_9day	Buy 9 vs 21	Buy 33_Day
2025/08/01	Buy_9day	Buy 9 vs 21	Buy 33_Day
2025/08/04	Buy_9day	Buy 9 vs 21	Buy 33_Day
2025/08/05	Buy_9day	Buy 9 vs 21	Buy 33_Day
2025/08/06	Buy_9day	Buy 9 vs 21	Buy 33_Day
2025/08/07	Sell_9day	Buy 9 vs 21	Buy 33_Day
2025/08/08	Sell_9day	Buy 9 vs 21	Buy 33_Day
2025/08/11	Sell_9day	Buy 9 vs 21	Buy 33_Day
2025/08/12	Sell_9day	Buy 9 vs 21	Buy 33_Day
2025/08/13	Sell_9day	Buy 9 vs 21	Sell 33_Day
2025/08/14	Sell_9day	Buy 9 vs 21	Sell 33_Day
2025/08/15	Sell_9day	Buy 9 vs 21	Buy 33_Day
2025/08/18	Sell_9day	Sell 9 vs 21	Buy 33_Day
2025/08/19	Sell_9day	Sell 9 vs 21	Sell 33_Day
2025/08/20	Sell_9day	Sell 9 vs 21	Sell 33_Day
2025/08/21	Sell_9day	Sell 9 vs 21	Sell 33_Day
2025/08/22	Sell_9day	Sell 9 vs 21	Sell 33_Day

Strategy Universe		Rel vs Share_ETF_Technology		Ascendant guidance		Research		Strategy_Open Date		2025/08/13		Caterpillar Guidance		Trade	
<div><div><div>— ORCL.NYS</div><div>----- 21 per. Mov. Avg. (ORCL.NYS)</div><div>— Linear (ORCL.NYS)</div></div><div><div>— XLK.ARC</div><div>----- 21 per. Mov. Avg. (XLK.ARC)</div><div>— Linear (XLK.ARC)</div></div></div>		(+): Mom Days		52											
		(-): Mom Days		0											
		Guided: Factor		33 day											
		324_Buy Guidance		0.0%											
		324_Sell Guidance		91.6%											
		Mom_75 (days)		30.5%											
		9 vs 21 day		-2.32%											
Price vs 9 day		-1.67%													

S  
e  
l  
l

UNP.NYS

Union Pacific Corporation

Industrial

Road & Rail

New York

Market Cap : (B)

146 951

FTV.NYS

Fortive

Industrial

Machinery

New York

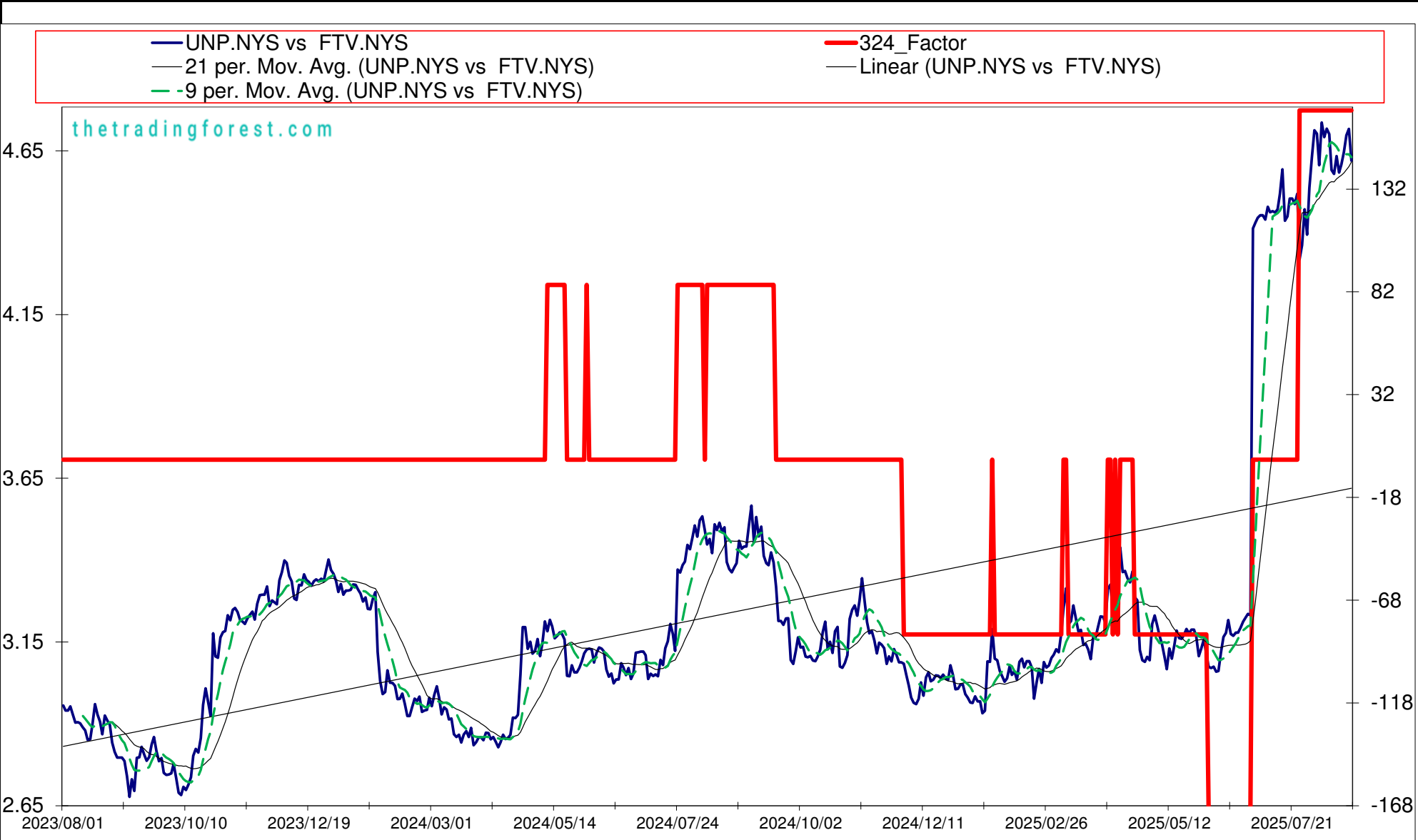
Market Cap : (B)

27 208

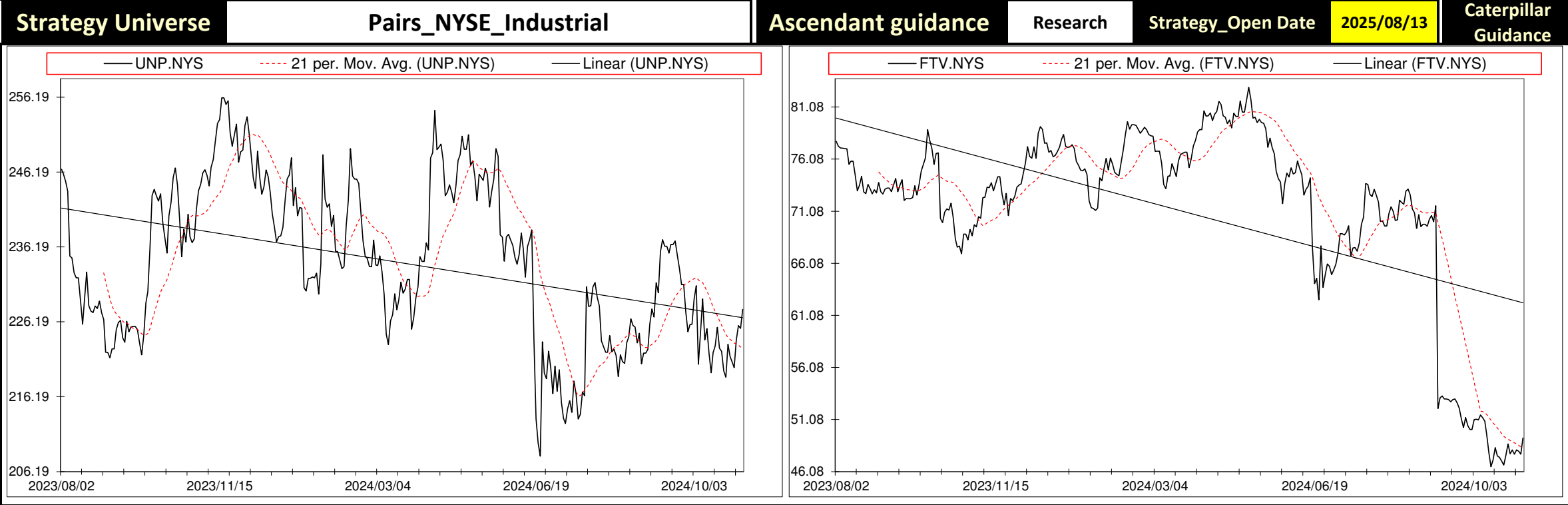
Follow the " 3day to 5day waiting period " before entering the trade : understand the Graph, Trend and Variables

Plan your enrty levels. Focus on the process not the outcome. Expect further short-term deviation from the trade signal. "Patience"

-2.282															58.282		-25.543	
Date	Price or Relative Price	Short_Term_ Radar	Medium_ Term_Radar	Caterpillar_ %	Wise_ Owl(Rnk)	324_Factor	Factor_324	Defcon _Index	Defcon _Index_Trade		Margin of Safety	75_Day_Mom	Trade_Rating (Guidance)	Trendsum				
2025/07/01	4.431	No Trade	No Trade	100.00%	30	Absolutely No	0	100	Research	Defon Sell	20.66%	35.84%	C	12				
2025/07/02	4.446	No Trade	No Trade	100.00%	30	Absolutely No	0	100	Research	Defon Sell	21.00%	37.97%	C	17				
2025/07/03	4.454	No Trade	No Trade	100.00%	30	Absolutely No	0	100	Research	Defon Sell	21.15%	39.95%	C	22				
2025/07/04	4.454	No Trade	No Trade	99.72%	30	Absolutely No	0	100	Research	Defon Sell	21.09%	39.73%	C	25				
2025/07/07	4.441	No Trade	No Trade	97.15%	30	Absolutely No	0	100	Research	Defon Sell	20.55%	41.36%	C	26				
2025/07/08	4.480	No Trade	No Trade	100.00%	30	Absolutely No	0	100	Research	Defon Sell	21.56%	42.46%	C	27				
2025/07/09	4.463	No Trade	No Trade	97.58%	30	Absolutely No	0	100	Research	Defon Sell	21.04%	42.71%	C	28				
2025/07/10	4.467	No Trade	No Trade	97.77%	30	Absolutely No	0	100	Research	Defon Sell	21.08%	44.16%	C	29				
2025/07/11	4.462	No Trade	No Trade	96.90%	50	Absolutely No	0	100	Research	Defon Sell	20.89%	40.95%	C	31				
2025/07/14	4.472	No Trade	No Trade	97.35%	30	Absolutely No	0	100	Research	Defon Sell	20.99%	41.36%	C	30				
2025/07/15	4.519	No Trade	No Trade	100.00%	50	Absolutely No	0	100	Research	Defon Sell	22.19%	41.38%	C	32				
2025/07/16	4.594	No Trade	No Trade	100.00%	50	Absolutely No	0	100	Research	Defon Sell	24.17%	42.31%	C	34				
2025/07/17	4.437	No Trade	No Trade	82.19%	30	Absolutely No	0	97	Research	Defon Sell	19.86%	37.51%	C	32				
2025/07/18	4.450	No Trade	No Trade	83.41%	30	Absolutely No	0	97	Research	Defon Sell	20.16%	38.64%	C	30				
2025/07/21	4.504	No Trade	No Trade	88.72%	30	Absolutely No	0	98	Research	Defon Sell	21.44%	35.99%	C	27				
2025/07/21	4.504	No Trade	No Trade	88.72%	30	Absolutely No	0	98	Research	Defon Sell	21.44%	35.45%	C	23				
2025/07/22	4.488	No Trade	No Trade	86.63%	30	Absolutely No	0	98	Research	Defon Sell	20.94%	38.18%	C	19				
2025/07/23	4.520	No Trade	No Trade	89.93%	30	Absolutely No	0	98	Research	Defon Sell	21.73%	35.80%	C	18				
2025/07/24	4.319	Sell_Panda_ST	Sell_Panda_ST	67.31%	50	Research	170	0	Absolutely no Trade		16.27%	30.92%	B	16				
2025/07/25	4.362	Sell_Panda_ST	Sell_Panda_ST	71.90%	50	Research	170	0	Absolutely no Trade		17.38%	26.84%	B	12				
2025/07/28	4.472	No Trade	No Trade	83.40%	75	Research	170	97	Research	Defon Sell	20.16%	32.94%	AA	9				
2025/07/29	4.395	No Trade	No Trade	74.54%	60	Research	170	96	Research	Defon Sell	18.02%	30.51%	A	5				
2025/07/30	4.537	No Trade	No Trade	90.17%	75	Research	170	99	Research	Defon Sell	21.79%	35.64%	AA	5				
2025/07/31	4.631	No Trade	No Trade	100.00%	75	Research	170	100	Research	Defon Sell	24.25%	38.98%	AA	7				
2025/08/01	4.713	No Trade	No Trade	100.00%	75	Research	170	100	Research	Defon Sell	26.39%	40.03%	AA	9				
2025/08/04	4.703	No Trade	No Trade	98.23%	75	Research	170	100	Research	Defon Sell	25.92%	43.07%	AA	10				
2025/08/05	4.607	No Trade	No Trade	88.27%	75	Research	170	98	Research	Defon Sell	23.29%	40.56%	AA	9				
2025/08/06	4.738	No Trade	No Trade	100.00%	75	Research	170	100	Research	Defon Sell	26.73%	51.55%	AA	10				
2025/08/07	4.693	No Trade	No Trade	95.26%	90	Research	170	99	Research	Defon Sell	25.47%	51.63%	AAA	12				
2025/08/08	4.718	No Trade	No Trade	97.63%	90	Research	170	100	Research	Defon Sell	26.10%	52.71%	AAA	14				
2025/08/11	4.701	No Trade	No Trade	95.24%	90	Research	170	99	Research	Defon Sell	25.46%	51.40%	AAA	16				
2025/08/12	4.592	Sell_Panda_ST	No Trade	84.07%	75	Research	170	97	Research	Defon Sell	22.47%	48.38%	AA	12				
2025/08/13	4.580	No Trade	No Trade	82.67%	75	Research	170	97	Research	Defon Sell	22.10%	42.87%	AA	7				
2025/08/14	4.634	No Trade	No Trade	87.86%	75	Research	170	98	Research	Defon Sell	23.49%	43.41%	AA	3				
2025/08/15	4.584	No Trade	No Trade	82.66%	75	Research	170	97	Research	Defon Sell	22.10%	43.10%	AA	0				
2025/08/18	4.609	No Trade	No Trade	84.45%	75	Research	170	97	Research	Defon Sell	22.57%	45.38%	AA	-3				
2025/08/19	4.646	No Trade	No Trade	87.95%	75	Research	170	98	Research	Defon Sell	23.51%	47.81%	AA	-4				
2025/08/20	4.698	No Trade	No Trade	92.83%	75	Research	170	99	Research	Defon Sell	24.81%	51.28%	AA	-3				
2025/08/21	4.717	No Trade	No Trade	94.55%	75	Research	170	100	Research	Defon Sell	25.27%	53.78%	AA	-1				
2025/08/22	4.621	No Trade	No Trade	84.73%	75	Research	170	98	Research	Defon Sell	22.65%	47.59%	AA	1				



Date	9 day	9 vs 21 day	33 day
2025/07/08	Buy_9day	Buy 9 vs 21	Buy 33_Day
2025/07/09	Buy_9day	Buy 9 vs 21	Buy 33_Day
2025/07/10	Buy_9day	Buy 9 vs 21	Buy 33_Day
2025/07/11	Buy_9day	Buy 9 vs 21	Buy 33_Day
2025/07/14	Buy_9day	Buy 9 vs 21	Buy 33_Day
2025/07/15	Buy_9day	Buy 9 vs 21	Buy 33_Day
2025/07/16	Buy_9day	Buy 9 vs 21	Buy 33_Day
2025/07/17	Sell_9day	Buy 9 vs 21	Buy 33_Day
2025/07/18	Sell_9day	Buy 9 vs 21	Buy 33_Day
2025/07/21	Buy_9day	Buy 9 vs 21	Buy 33_Day
2025/07/21	Buy_9day	Buy 9 vs 21	Buy 33_Day
2025/07/22	Sell_9day	Buy 9 vs 21	Buy 33_Day
2025/07/23	Buy_9day	Buy 9 vs 21	Buy 33_Day
2025/07/24	Sell_9day	Buy 9 vs 21	Buy 33_Day
2025/07/25	Sell_9day	Buy 9 vs 21	Buy 33_Day
2025/07/28	Buy_9day	Sell 9 vs 21	Buy 33_Day
2025/07/29	Sell_9day	Sell 9 vs 21	Buy 33_Day
2025/07/30	Buy_9day	Sell 9 vs 21	Buy 33_Day
2025/07/31	Buy_9day	Sell 9 vs 21	Buy 33_Day
2025/08/01	Buy_9day	Buy 9 vs 21	Buy 33_Day
2025/08/04	Buy_9day	Buy 9 vs 21	Buy 33_Day
2025/08/05	Buy_9day	Buy 9 vs 21	Buy 33_Day
2025/08/06	Buy_9day	Buy 9 vs 21	Buy 33_Day
2025/08/07	Buy_9day	Buy 9 vs 21	Buy 33_Day
2025/08/08	Buy_9day	Buy 9 vs 21	Buy 33_Day
2025/08/11	Buy_9day	Buy 9 vs 21	Buy 33_Day
2025/08/12	Sell_9day	Buy 9 vs 21	Buy 33_Day
2025/08/13	Sell_9day	Buy 9 vs 21	Buy 33_Day
2025/08/14	Sell_9day	Buy 9 vs 21	Buy 33_Day
2025/08/15	Sell_9day	Buy 9 vs 21	Buy 33_Day
2025/08/18	Sell_9day	Buy 9 vs 21	Buy 33_Day
2025/08/19	Buy_9day	Buy 9 vs 21	Buy 33_Day
2025/08/20	Buy_9day	Buy 9 vs 21	Buy 33_Day
2025/08/21	Buy_9day	Buy 9 vs 21	Buy 33_Day
2025/08/22	Sell_9day	Buy 9 vs 21	Buy 33_Day



Caterpillar Guidance	Trade
(+) : Mom Days	46
(-) : Mom Days	0
Guided : Factor	33 day
324_Buy Guidance	0.0%
324_Sell Guidance	97.5%
Mom_75 (days)	47.6%
9 vs 21 day	0.32%
Price vs 9 day	-0.23%



S  
e  
l  
l

APH.NYS

Amphenol

Technology

Electronic Equipment Instruments & Components

New York

Market Cap : (B)

89 565

Follow the " 3day to 5day waiting period " before entering the trade : understand the Graph, Trend and Variables

MSI.NYS

Motorola Solutions

Technology

Communications Equipment

New York

Market Cap : (B)

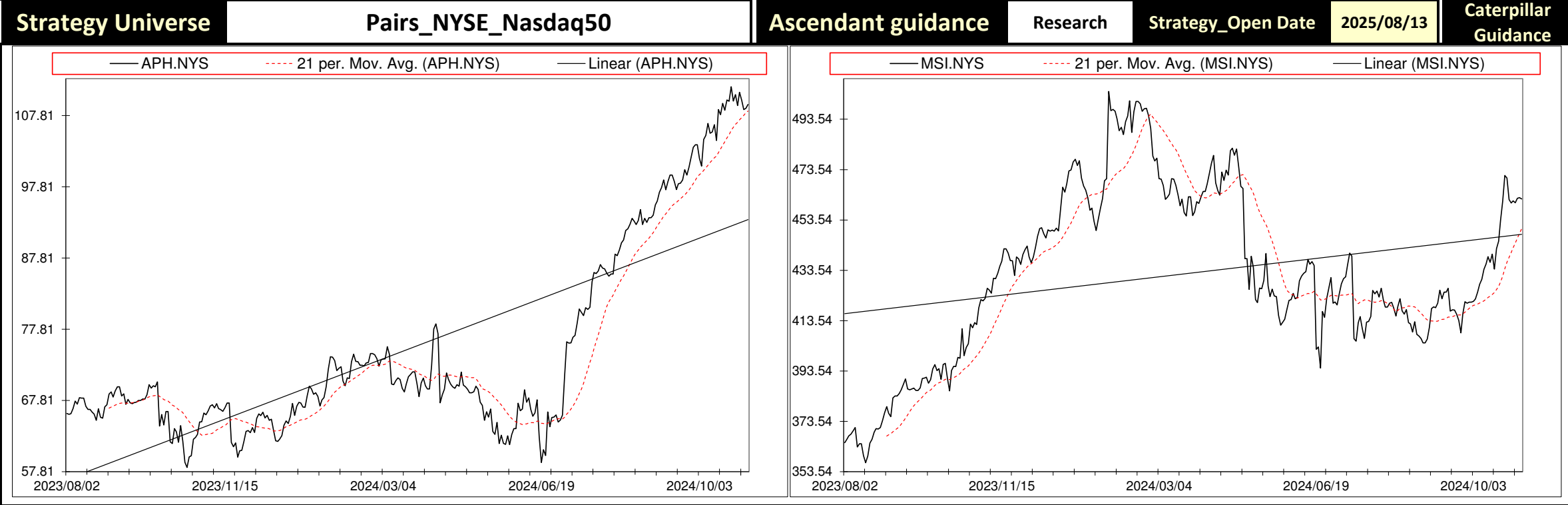
83 711

Plan your enrty levels. Focus on the process not the outcome. Expect further short-term deviation from the trade signal. "Patience"

-2.246														71.780		-31.954	
Date	Price or Relative Price	Short_Term_ Radar	Medium_ Term_Radar	Caterpillar_ %	Wise_ Owl(Rnk)	324_Factor	Factor_324	Defcon _Index	Defcon _Index_Trade	Margin of Safety	75_Day_Mom	Trade_Rating (Guidance)	Trendsum				
2025/07/01	0.229	No Trade	No Trade	39.50%	30	Absolutely No	0	97	Research Defon Sell	13.42%	53.77%	C	41				
2025/07/02	0.233	No Trade	No Trade	45.82%	30	Absolutely No	0	99	Research Defon Sell	15.56%	54.78%	C	38				
2025/07/03	0.234	No Trade	No Trade	46.74%	30	Absolutely No	0	100	Research Defon Sell	15.87%	54.56%	C	34				
2025/07/04	0.234	No Trade	No Trade	46.48%	0	Absolutely No	0	100	Research Defon Sell	15.79%	54.69%	C	29				
2025/07/07	0.231	No Trade	No Trade	41.39%	0	Absolutely No	0	98	Research Defon Sell	14.06%	45.51%	C	24				
2025/07/08	0.233	No Trade	No Trade	44.41%	0	Absolutely No	0	99	Research Defon Sell	15.08%	48.52%	C	21				
2025/07/09	0.235	No Trade	No Trade	46.51%	0	Absolutely No	0	100	Research Defon Sell	15.80%	49.17%	C	22				
2025/07/10	0.235	No Trade	No Trade	46.74%	0	Absolutely No	0	100	Research Defon Sell	15.87%	45.81%	C	23				
2025/07/11	0.237	No Trade	No Trade	49.43%	0	Absolutely No	0	100	Research Defon Sell	16.79%	51.48%	C	23				
2025/07/14	0.242	No Trade	No Trade	55.72%	0	Absolutely No	0	100	Research Defon Sell	18.93%	53.65%	C	24				
2025/07/15	0.243	No Trade	No Trade	56.93%	0	Absolutely No	0	100	Research Defon Sell	19.33%	58.20%	C	26				
2025/07/16	0.242	No Trade	No Trade	54.14%	0	Absolutely No	0	99	Research Defon Sell	18.39%	61.23%	C	28				
2025/07/17	0.242	No Trade	No Trade	54.78%	0	Absolutely No	0	100	Research Defon Sell	18.60%	59.80%	C	28				
2025/07/18	0.246	No Trade	No Trade	59.73%	0	Absolutely No	0	100	Research Defon Sell	20.29%	58.18%	C	28				
2025/07/21	0.246	No Trade	No Trade	59.82%	0	Absolutely No	0	100	Research Defon Sell	20.32%	71.25%	C	30				
2025/07/21	0.246	No Trade	No Trade	59.82%	30	Absolutely No	0	100	Research Defon Sell	20.32%	67.68%	C	32				
2025/07/22	0.242	No Trade	No Trade	52.67%	50	Research	85	98	Research Defon Sell	17.89%	59.93%	B	31				
2025/07/23	0.239	Sell_Panda_ST	No Trade	48.04%	50	Research	85	97	Research Defon Sell	16.32%	56.75%	B	28				
2025/07/24	0.246	No Trade	No Trade	58.30%	50	Research	85	100	Research Defon Sell	19.80%	55.00%	A	24				
2025/07/25	0.245	No Trade	No Trade	57.31%	50	Research	85	100	Research Defon Sell	19.46%	58.74%	A	20				
2025/07/28	0.248	No Trade	No Trade	60.50%	50	Research	85	100	Research Defon Sell	20.55%	60.27%	A	19				
2025/07/29	0.243	No Trade	No Trade	52.41%	50	Research	85	98	Research Defon Sell	17.80%	58.10%	B	18				
2025/07/30	0.242	No Trade	No Trade	51.06%	50	Research	85	97	Research Defon Sell	17.34%	58.42%	B	17				
2025/07/31	0.243	Sell_Panda_ST	No Trade	51.83%	50	Research	85	98	Research Defon Sell	17.60%	57.50%	B	15				
2025/08/01	0.239	No Trade	No Trade	46.19%	50	Research	85	96	Research Defon Sell	15.69%	54.54%	B	11				
2025/08/04	0.247	No Trade	No Trade	56.89%	50	Research	85	99	Research Defon Sell	19.32%	57.64%	A	11				
2025/08/05	0.249	No Trade	No Trade	59.12%	50	Research	85	100	Research Defon Sell	20.08%	48.24%	A	11				
2025/08/06	0.248	No Trade	No Trade	57.46%	50	Research	85	100	Research Defon Sell	19.52%	39.47%	A	12				
2025/08/07	0.244	No Trade	No Trade	51.82%	50	Research	85	98	Research Defon Sell	17.60%	38.33%	B	13				
2025/08/08	0.243	No Trade	No Trade	49.70%	50	Research	85	98	Research Defon Sell	16.88%	37.78%	B	13				
2025/08/11	0.238	No Trade	No Trade	42.81%	50	Research	85	96	Research Defon Sell	14.54%	35.38%	B	8				
2025/08/12	0.237	No Trade	No Trade	41.35%	50	Research	85	95	Research Defon Sell	14.04%	35.85%	B	4				
2025/08/13	0.234	No Trade	No Trade	35.74%	0	Research	85	0	Absolutely no Trade	12.14%	30.46%	C	1				
2025/08/14	0.240	No Trade	No Trade	44.42%	50	Research	85	96	Research Defon Sell	15.09%	20.88%	B	-1				
2025/08/15	0.237	No Trade	No Trade	40.44%	50	Research	85	95	Research Defon Sell	13.74%	19.96%	B	-3				
2025/08/18	0.241	No Trade	No Trade	44.73%	50	Research	85	97	Research Defon Sell	15.19%	24.67%	B	-5				
2025/08/19	0.239	No Trade	No Trade	41.75%	50	Research	85	96	Research Defon Sell	14.18%	22.67%	B	-8				
2025/08/20	0.235	No Trade	No Trade	36.20%	0	Research	85	0	Absolutely no Trade	12.30%	19.73%	C	-11				
2025/08/21	0.235	No Trade	No Trade	36.23%	0	Research	85	0	Absolutely no Trade	12.31%	18.26%	C	-11				
2025/08/22	0.237	No Trade	No Trade	38.04%	50	Research	85	95	Research Defon Sell	12.92%	15.75%	B	-12				



Date	9 day	9 vs 21 day	33 day
2025/07/08	Buy_9day	Buy 9 vs 21	Buy 33_Day
2025/07/09	Buy_9day	Buy 9 vs 21	Buy 33_Day
2025/07/10	Buy_9day	Buy 9 vs 21	Buy 33_Day
2025/07/11	Buy_9day	Buy 9 vs 21	Buy 33_Day
2025/07/14	Buy_9day	Buy 9 vs 21	Buy 33_Day
2025/07/15	Buy_9day	Buy 9 vs 21	Buy 33_Day
2025/07/16	Buy_9day	Buy 9 vs 21	Buy 33_Day
2025/07/17	Buy_9day	Buy 9 vs 21	Buy 33_Day
2025/07/18	Buy_9day	Buy 9 vs 21	Buy 33_Day
2025/07/21	Buy_9day	Buy 9 vs 21	Buy 33_Day
2025/07/21	Buy_9day	Buy 9 vs 21	Buy 33_Day
2025/07/22	Sell_9day	Buy 9 vs 21	Buy 33_Day
2025/07/23	Sell_9day	Buy 9 vs 21	Buy 33_Day
2025/07/24	Buy_9day	Buy 9 vs 21	Buy 33_Day
2025/07/25	Buy_9day	Buy 9 vs 21	Buy 33_Day
2025/07/28	Buy_9day	Buy 9 vs 21	Buy 33_Day
2025/07/29	Sell_9day	Buy 9 vs 21	Buy 33_Day
2025/07/30	Sell_9day	Buy 9 vs 21	Buy 33_Day
2025/07/31	Sell_9day	Buy 9 vs 21	Buy 33_Day
2025/08/01	Sell_9day	Buy 9 vs 21	Buy 33_Day
2025/08/04	Buy_9day	Buy 9 vs 21	Buy 33_Day
2025/08/05	Buy_9day	Buy 9 vs 21	Buy 33_Day
2025/08/06	Buy_9day	Buy 9 vs 21	Buy 33_Day
2025/08/07	Sell_9day	Buy 9 vs 21	Buy 33_Day
2025/08/08	Sell_9day	Buy 9 vs 21	Buy 33_Day
2025/08/11	Sell_9day	Sell 9 vs 21	Sell 33_Day
2025/08/12	Sell_9day	Sell 9 vs 21	Sell 33_Day
2025/08/13	Sell_9day	Sell 9 vs 21	Sell 33_Day
2025/08/14	Sell_9day	Sell 9 vs 21	Sell 33_Day
2025/08/15	Sell_9day	Sell 9 vs 21	Sell 33_Day
2025/08/18	Buy_9day	Sell 9 vs 21	Sell 33_Day
2025/08/19	Sell_9day	Sell 9 vs 21	Sell 33_Day
2025/08/20	Sell_9day	Sell 9 vs 21	Sell 33_Day
2025/08/21	Sell_9day	Sell 9 vs 21	Sell 33_Day
2025/08/22	Sell_9day	Sell 9 vs 21	Sell 33_Day



S  
e  
l  
l

INTU.NAS

Intuit

Information Technology

Application Software

New York

Market Cap : (B)

179 421

Follow the " 3day to 5day waiting period " before entering the trade : understand the Graph, Trend and Variables

WDAY.NAS

Workday, Inc.

Information Technology

Application Software

New York

Market Cap : (B)

56 497

Plan your enrty levels. Focus on the process not the outcome. Expect further short-term deviation from the trade signal. "Patience"

-2.365														25.476														-10.773															
Date	Price or Relative Price	Short_Term_ Radar	Medium_ Term_Radar	Caterpillar_ %	Wise_ Owl(Rnk)	324_Factor	Factor_324	Defcon _Index	Defcon _Index_Trade	Margin of Safety	75_Day_Mom	Trade_Rating (Guidance)	Trendsum																														
2025/07/01	3.259	No Trade	No Trade	94.19%	50	Research	85	99	Research Defon Sell	14.93%	32.98%	A	21																														
2025/07/02	3.254	No Trade	No Trade	93.00%	50	Research	85	99	Research Defon Sell	14.74%	32.70%	A	22																														
2025/07/03	3.229	No Trade	No Trade	87.14%	50	Research	85	98	Research Defon Sell	13.81%	34.40%	B	23																														
2025/07/04	3.229	Sell_Panda_ST	No Trade	86.94%	50	Research	85	98	Research Defon Sell	13.78%	35.79%	B	21																														
2025/07/07	3.249	No Trade	No Trade	90.71%	50	Research	85	99	Research Defon Sell	14.38%	36.01%	B	18																														
2025/07/08	3.250	Sell_Panda_ST	No Trade	90.76%	50	Research	85	99	Research Defon Sell	14.39%	35.57%	A	14																														
2025/07/09	3.204	No Trade	No Trade	80.47%	50	Research	85	98	Research Defon Sell	12.75%	32.35%	B	11																														
2025/07/10	3.262	No Trade	No Trade	92.99%	50	Research	85	99	Research Defon Sell	14.74%	32.95%	A	8																														
2025/07/11	3.348	No Trade	No Trade	100.00%	50	Research	85	100	Research Defon Sell	17.75%	36.57%	A	6																														
2025/07/14	3.349	No Trade	No Trade	99.61%	50	Research	85	100	Research Defon Sell	17.68%	33.11%	A	5																														
2025/07/15	3.317	No Trade	No Trade	92.97%	50	Research	85	99	Research Defon Sell	16.50%	32.06%	A	6																														
2025/07/16	3.311	No Trade	No Trade	91.71%	50	Research	85	99	Research Defon Sell	16.28%	25.94%	B	9																														
2025/07/17	3.272	No Trade	No Trade	83.72%	50	Research	85	98	Research Defon Sell	14.86%	25.01%	B	11																														
2025/07/18	3.229	No Trade	No Trade	75.19%	50	Research	85	96	Research Defon Sell	13.35%	22.43%	B	11																														
2025/07/21	3.268	No Trade	No Trade	82.23%	50	Research	85	98	Research Defon Sell	14.60%	24.66%	B	10																														
2025/07/21	3.268	No Trade	No Trade	82.23%	50	Research	85	98	Research Defon Sell	14.60%	26.36%	B	7																														
2025/07/22	3.207	No Trade	No Trade	70.02%	50	Research	85	96	Research Defon Sell	12.43%	24.14%	B	2																														
2025/07/23	3.220	No Trade	No Trade	72.35%	50	Research	85	96	Research Defon Sell	12.84%	24.54%	B	-3																														
2025/07/24	3.294	No Trade	No Trade	86.79%	50	Research	85	98	Research Defon Sell	15.41%	27.78%	B	-7																														
2025/07/25	3.251	No Trade	No Trade	78.26%	50	Research	85	97	Research Defon Sell	13.89%	26.53%	B	-10																														
2025/07/28	3.355	No Trade	No Trade	98.27%	50	Research	85	100	Research Defon Sell	17.44%	29.47%	A	-9																														
2025/07/29	3.365	No Trade	No Trade	99.95%	50	Research	85	100	Research Defon Sell	17.74%	31.72%	A	-5																														
2025/07/30	3.397	No Trade	No Trade	100.00%	50	Research	85	100	Research Defon Sell	18.83%	33.41%	A	-1																														
2025/07/31	3.423	No Trade	No Trade	100.00%	50	Research	85	100	Research Defon Sell	19.70%	32.54%	A	2																														
2025/08/01	3.493	No Trade	No Trade	100.00%	50	Research	85	100	Research Defon Sell	22.11%	31.87%	A	5																														
2025/08/04	3.486	No Trade	No Trade	98.55%	50	Research	85	100	Research Defon Sell	21.79%	32.03%	A	9																														
2025/08/05	3.419	No Trade	No Trade	87.79%	50	Research	85	98	Research Defon Sell	19.41%	29.00%	B	10																														
2025/08/06	3.403	No Trade	No Trade	85.00%	50	Research	85	97	Research Defon Sell	18.80%	31.09%	B	9																														
2025/08/07	3.447	No Trade	No Trade	91.78%	50	Research	85	99	Research Defon Sell	20.30%	32.27%	B	7																														
2025/08/08	3.373	No Trade	No Trade	80.00%	50	Research	85	97	Research Defon Sell	17.69%	30.84%	B	5																														
2025/08/11	3.304	No Trade	No Trade	68.75%	0	Research	85	0	Absolutely no Trade	15.20%	29.06%	C	3																														
2025/08/12	3.325	No Trade	No Trade	71.83%	50	Research	85	95	Research Defon Sell	15.88%	29.82%	B	1																														
2025/08/13	3.191	No Trade	No Trade	50.54%	0	Research	85	0	Absolutely no Trade	11.17%	26.26%	C	-1																														
2025/08/14	3.202	No Trade	No Trade	52.24%	0	Research	85	0	Absolutely no Trade	11.55%	26.07%	C	-4																														
2025/08/15	3.170	No Trade	No Trade	47.05%	0	Research	85	0	Absolutely no Trade	10.40%	24.53%	C	-7																														
2025/08/18	3.093	No Trade	No Trade	34.56%	0	Research	85	0	Absolutely no Trade	7.64%	22.34%	C	-10																														
2025/08/19	3.051	No Trade	No Trade	27.71%	0	Research	85	0	Absolutely no Trade	6.13%	19.23%	C	-14																														
2025/08/20	3.073	No Trade	No Trade	31.13%	0	Research	85	0	Absolutely no Trade	6.88%	20.85%	C	-18																														
2025/08/21	3.066	No Trade	No Trade	29.84%	0	Research	85	0	Absolutely no Trade	6.60%	21.53%	C	-21																														
2025/08/22	2.995	No Trade	No Trade	18.52%	0	Absolutely No	0	0	Absolutely no Trade	4.09%	20.54%	C	-24																														



Date	9 day	9 vs 21 day	33 day
2025/07/08	Sell_9day	Buy 9 vs 21	Buy 33_Day
2025/07/09	Sell_9day	Buy 9 vs 21	Buy 33_Day
2025/07/10	Buy_9day	Buy 9 vs 21	Buy 33_Day
2025/07/11	Buy_9day	Buy 9 vs 21	Buy 33_Day
2025/07/14	Buy_9day	Buy 9 vs 21	Buy 33_Day
2025/07/15	Buy_9day	Buy 9 vs 21	Buy 33_Day
2025/07/16	Buy_9day	Buy 9 vs 21	Buy 33_Day
2025/07/17	Sell_9day	Buy 9 vs 21	Buy 33_Day
2025/07/18	Sell_9day	Buy 9 vs 21	Buy 33_Day
2025/07/21	Sell_9day	Buy 9 vs 21	Buy 33_Day
2025/07/21	Sell_9day	Buy 9 vs 21	Buy 33_Day
2025/07/22	Sell_9day	Buy 9 vs 21	Buy 33_Day
2025/07/23	Sell_9day	Buy 9 vs 21	Buy 33_Day
2025/07/24	Buy_9day	Sell 9 vs 21	Buy 33_Day
2025/07/25	Sell_9day	Sell 9 vs 21	Buy 33_Day
2025/07/28	Buy_9day	Sell 9 vs 21	Buy 33_Day
2025/07/29	Buy_9day	Buy 9 vs 21	Buy 33_Day
2025/07/30	Buy_9day	Buy 9 vs 21	Buy 33_Day
2025/07/31	Buy_9day	Buy 9 vs 21	Buy 33_Day
2025/08/01	Buy_9day	Buy 9 vs 21	Buy 33_Day
2025/08/04	Buy_9day	Buy 9 vs 21	Buy 33_Day
2025/08/05	Buy_9day	Buy 9 vs 21	Buy 33_Day
2025/08/06	Buy_9day	Buy 9 vs 21	Buy 33_Day
2025/08/07	Buy_9day	Buy 9 vs 21	Buy 33_Day
2025/08/08	Sell_9day	Buy 9 vs 21	Buy 33_Day
2025/08/11	Sell_9day	Buy 9 vs 21	Sell 33_Day
2025/08/12	Sell_9day	Buy 9 vs 21	Buy 33_Day
2025/08/13	Sell_9day	Buy 9 vs 21	Sell 33_Day
2025/08/14	Sell_9day	Buy 9 vs 21	Sell 33_Day
2025/08/15	Sell_9day	Sell 9 vs 21	Sell 33_Day
2025/08/18	Sell_9day	Sell 9 vs 21	Sell 33_Day
2025/08/19	Sell_9day	Sell 9 vs 21	Sell 33_Day
2025/08/20	Sell_9day	Sell 9 vs 21	Sell 33_Day
2025/08/21	Sell_9day	Sell 9 vs 21	Sell 33_Day
2025/08/22	Sell_9day	Sell 9 vs 21	Sell 33_Day

Strategy Universe	Pairs_NYSE_Software	Ascendant guidance	Trade	Strategy_Open Date	2025/08/13	Caterpillar Guidance	Trade
						(+) : Mom Days	0
						(-) : Mom Days	0
						Guided : Factor	9 vs 21 day
						324_Buy Guidance	0.0%
						324_Sell Guidance	85.7%
						Mom_75 (days)	20.5%
						9 vs 21 day	-4.59%
						Price vs 9 day	-4.31%



S  
e  
l  
l

NVDA.NAS

Nvidia

Technology

Semiconductors

New York

Market Cap : (B)

3 476 356

MSI.NYS

Motorola Solutions

Technology

Communications Equipment

New York

Market Cap : (B)

83 711

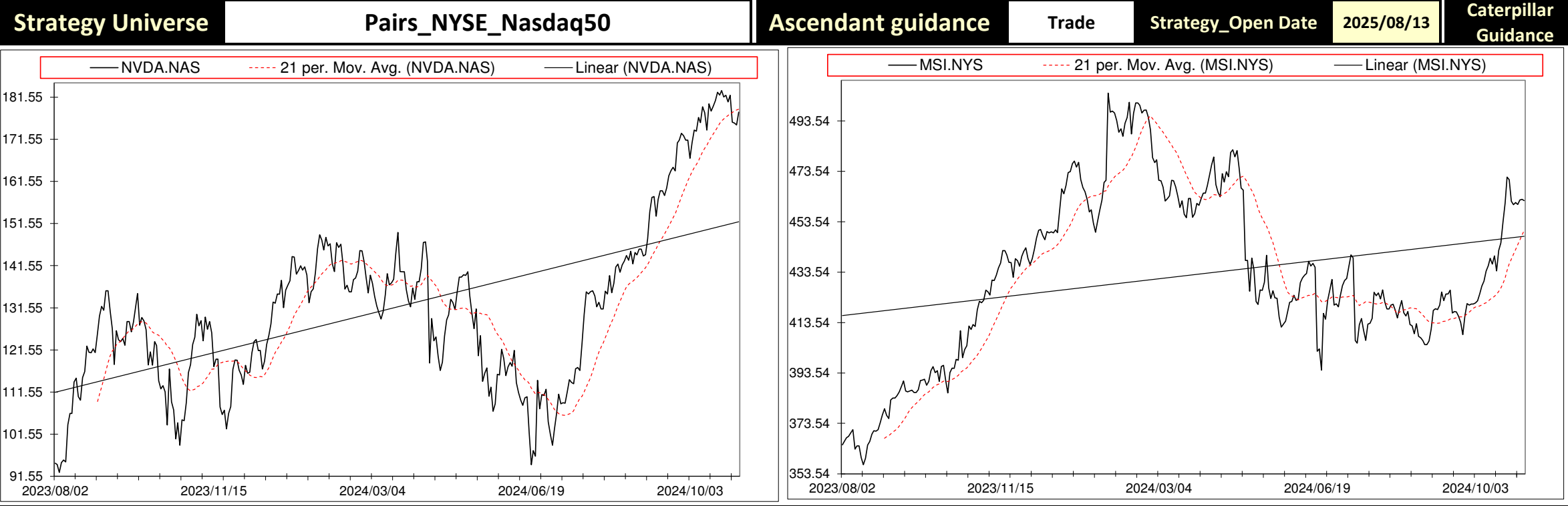
Follow the " 3day to 5day waiting period " before entering the trade : understand the Graph, Trend and Variables

Plan your enrty levels. Focus on the process not the outcome. Expect further short-term deviation from the trade signal. "Patience"

Date	Price or Relative Price	Short_Term_ Radar	Medium_ Term_Radar	Caterpillar_ %	Wise_ Owl(Rnk)	324_Factor	Factor_324	Defcon _Index	Defcon _Index_Trade	Margin of Safety	75_Day_Mom	Trade_Rating (Guidance)	Trendsum
2025/07/01	0.360	No Trade	No Trade	29.36%	30	Absolutely No	0	96	Research Defon Sell	8.31%	29.04%	C	34
2025/07/02	0.372	No Trade	No Trade	42.18%	30	Absolutely No	0	99	Research Defon Sell	11.94%	27.92%	C	33
2025/07/03	0.375	No Trade	No Trade	44.83%	0	Absolutely No	0	100	Research Defon Sell	12.69%	32.29%	C	29
2025/07/04	0.375	No Trade	No Trade	44.65%	0	Absolutely No	0	100	Research Defon Sell	12.64%	37.09%	C	28
2025/07/07	0.371	No Trade	No Trade	39.95%	0	Absolutely No	0	98	Research Defon Sell	11.31%	34.01%	C	27
2025/07/08	0.383	No Trade	No Trade	52.72%	0	Absolutely No	0	100	Research Defon Sell	14.92%	36.58%	C	28
2025/07/09	0.390	No Trade	No Trade	59.33%	0	Absolutely No	0	100	Research Defon Sell	16.79%	39.99%	C	28
2025/07/10	0.393	No Trade	No Trade	62.39%	50	Research	85	100	Research Defon Sell	17.66%	38.92%	A	28
2025/07/11	0.396	No Trade	No Trade	65.97%	50	Research	85	100	Research Defon Sell	18.68%	50.27%	A	28
2025/07/14	0.397	No Trade	No Trade	65.67%	50	Research	85	100	Research Defon Sell	18.59%	53.90%	A	29
2025/07/15	0.418	No Trade	No Trade	87.62%	60	Research	85	100	Research Defon Sell	24.80%	64.89%	A	31
2025/07/16	0.412	No Trade	No Trade	81.11%	50	Research	85	99	Research Defon Sell	22.96%	66.29%	B	34
2025/07/17	0.411	No Trade	No Trade	80.10%	50	Research	85	98	Research Defon Sell	22.68%	62.64%	B	34
2025/07/18	0.410	No Trade	No Trade	79.03%	50	Research	85	98	Research Defon Sell	22.37%	62.28%	B	35
2025/07/21	0.407	No Trade	No Trade	75.40%	50	Research	85	97	Research Defon Sell	21.35%	74.19%	B	33
2025/07/21	0.407	No Trade	No Trade	75.40%	50	Research	85	97	Research Defon Sell	21.35%	73.61%	B	30
2025/07/22	0.396	Sell_Panda_ST	No Trade	63.98%	0	Research	85	0	Absolutely no Trade	18.11%	63.70%	C	26
2025/07/23	0.405	Sell_Panda_ST	No Trade	72.25%	50	Research	85	97	Research Defon Sell	20.45%	65.81%	B	21
2025/07/24	0.409	No Trade	No Trade	76.72%	50	Research	85	98	Research Defon Sell	21.72%	49.23%	B	17
2025/07/25	0.405	Sell_Panda_ST	No Trade	72.75%	50	Research	85	97	Research Defon Sell	20.59%	56.34%	B	14
2025/07/28	0.411	No Trade	No Trade	78.16%	50	Research	85	98	Research Defon Sell	22.13%	56.52%	B	12
2025/07/29	0.404	No Trade	No Trade	71.02%	50	Research	85	97	Research Defon Sell	20.10%	55.79%	B	13
2025/07/30	0.411	No Trade	No Trade	77.81%	50	Research	85	98	Research Defon Sell	22.03%	57.79%	B	13
2025/07/31	0.405	No Trade	No Trade	71.41%	50	Research	85	97	Research Defon Sell	20.22%	63.04%	B	15
2025/08/01	0.398	Sell_Panda_ST	Sell_Panda_ST	63.47%	50	Research	85	95	Research Defon Sell	17.97%	64.99%	B	16
2025/08/04	0.409	No Trade	No Trade	74.77%	50	Research	85	98	Research Defon Sell	21.16%	73.67%	B	14
2025/08/05	0.411	No Trade	No Trade	76.22%	75	Research	170	98	Research Defon Sell	21.58%	69.60%	AA	10
2025/08/06	0.406	No Trade	No Trade	70.93%	60	Research	170	97	Research Defon Sell	20.08%	63.25%	AA	8
2025/08/07	0.406	No Trade	No Trade	71.07%	60	Research	170	97	Research Defon Sell	20.12%	57.40%	AA	4
2025/08/08	0.403	No Trade	No Trade	67.56%	60	Research	170	96	Research Defon Sell	19.12%	59.73%	A	2
2025/08/11	0.395	No Trade	No Trade	58.68%	50	Research	170	0	Absolutely no Trade	16.61%	57.87%	B	-2
2025/08/12	0.389	No Trade	No Trade	51.96%	0	Research	85	0	Absolutely no Trade	14.71%	57.16%	C	-6
2025/08/13	0.386	No Trade	No Trade	49.17%	0	Research	85	0	Absolutely no Trade	13.92%	51.96%	C	-9
2025/08/14	0.394	No Trade	No Trade	57.44%	0	Research	85	0	Absolutely no Trade	16.26%	39.96%	C	-11
2025/08/15	0.392	No Trade	No Trade	54.87%	0	Research	85	0	Absolutely no Trade	15.53%	39.62%	C	-13
2025/08/18	0.395	No Trade	No Trade	57.07%	0	Research	85	0	Absolutely no Trade	16.16%	43.43%	C	-14
2025/08/19	0.381	No Trade	No Trade	43.20%	0	Research	85	0	Absolutely no Trade	12.23%	35.29%	C	-19
2025/08/20	0.380	No Trade	No Trade	41.01%	0	Research	85	0	Absolutely no Trade	11.61%	32.70%	C	-24
2025/08/21	0.378	No Trade	No Trade	39.63%	0	Research	85	0	Absolutely no Trade	11.22%	31.86%	C	-28
2025/08/22	0.385	No Trade	No Trade	46.66%	30	Research	85	0	Absolutely no Trade	13.21%	29.36%	C	-31



Date	9 day	9 vs 21 day	33 day
2025/07/08	Buy_9day	Buy 9 vs 21	Buy 33_Day
2025/07/09	Buy_9day	Buy 9 vs 21	Buy 33_Day
2025/07/10	Buy_9day	Buy 9 vs 21	Buy 33_Day
2025/07/11	Buy_9day	Buy 9 vs 21	Buy 33_Day
2025/07/14	Buy_9day	Buy 9 vs 21	Buy 33_Day
2025/07/15	Buy_9day	Buy 9 vs 21	Buy 33_Day
2025/07/16	Buy_9day	Buy 9 vs 21	Buy 33_Day
2025/07/17	Buy_9day	Buy 9 vs 21	Buy 33_Day
2025/07/18	Buy_9day	Buy 9 vs 21	Buy 33_Day
2025/07/21	Buy_9day	Buy 9 vs 21	Buy 33_Day
2025/07/21	Buy_9day	Buy 9 vs 21	Buy 33_Day
2025/07/22	Sell_9day	Buy 9 vs 21	Buy 33_Day
2025/07/23	Sell_9day	Buy 9 vs 21	Buy 33_Day
2025/07/24	Buy_9day	Buy 9 vs 21	Buy 33_Day
2025/07/25	Sell_9day	Buy 9 vs 21	Buy 33_Day
2025/07/28	Buy_9day	Buy 9 vs 21	Buy 33_Day
2025/07/29	Sell_9day	Buy 9 vs 21	Buy 33_Day
2025/07/30	Buy_9day	Buy 9 vs 21	Buy 33_Day
2025/07/31	Sell_9day	Buy 9 vs 21	Buy 33_Day
2025/08/01	Sell_9day	Buy 9 vs 21	Buy 33_Day
2025/08/04	Buy_9day	Buy 9 vs 21	Buy 33_Day
2025/08/05	Buy_9day	Buy 9 vs 21	Buy 33_Day
2025/08/06	Sell_9day	Buy 9 vs 21	Buy 33_Day
2025/08/07	Sell_9day	Buy 9 vs 21	Buy 33_Day
2025/08/08	Sell_9day	Sell 9 vs 21	Buy 33_Day
2025/08/11	Sell_9day	Sell 9 vs 21	Sell 33_Day
2025/08/12	Sell_9day	Sell 9 vs 21	Sell 33_Day
2025/08/13	Sell_9day	Sell 9 vs 21	Sell 33_Day
2025/08/14	Sell_9day	Sell 9 vs 21	Sell 33_Day
2025/08/15	Sell_9day	Sell 9 vs 21	Sell 33_Day
2025/08/18	Sell_9day	Sell 9 vs 21	Sell 33_Day
2025/08/19	Sell_9day	Sell 9 vs 21	Sell 33_Day
2025/08/20	Sell_9day	Sell 9 vs 21	Sell 33_Day
2025/08/21	Sell_9day	Sell 9 vs 21	Sell 33_Day
2025/08/22	Sell_9day	Sell 9 vs 21	Sell 33_Day



Caterpillar Guidance	Trade
(+) : Mom Days	74
(-) : Mom Days	0
Guided : Factor	66 day
324_Buy Guidance	0.0%
324_Sell Guidance	92.3%
Mom_75 (days)	29.4%
9 vs 21 day	-2.68%
Price vs 9 day	-0.36%

S  
e  
l  
l

WM.NYS

Waste Management

Industrial

Commercial Services & Supplies

New York

Market Cap : (B)

90 070

Follow the " 3day to 5day waiting period " before entering the trade : understand the Graph, Trend and Variables

CPRT.NAS

Copart

Industrial

Commercial Services & Supplies

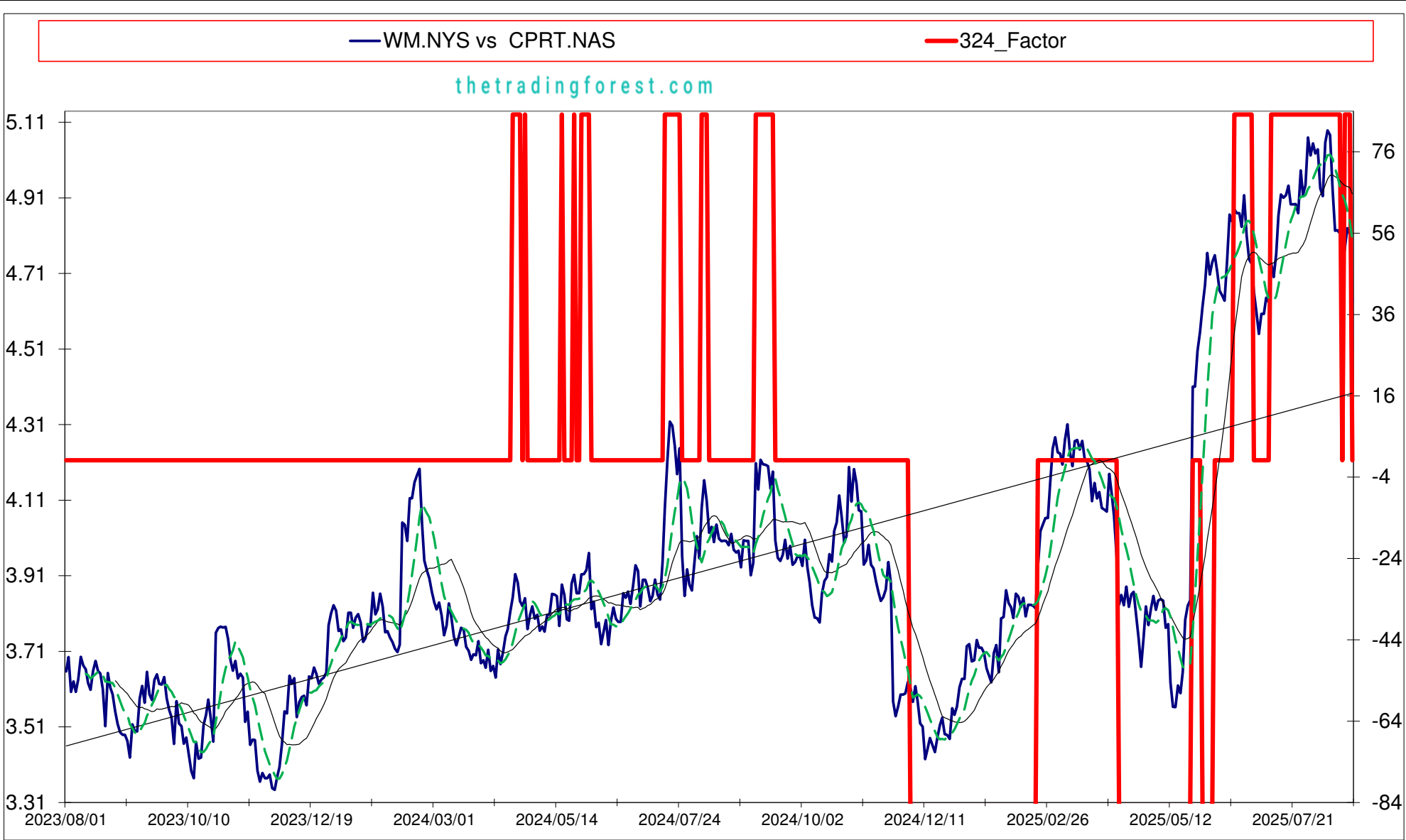
New York

Market Cap : (B)

60 404

Plan your enrty levels. Focus on the process not the outcome. Expect further short-term deviation from the trade signal. "Patience"

-0.723														39.020														-53.955															
Date	Price or Relative Price	Short_Term_ Radar	Medium_ Term_Radar	Caterpillar_ %	Wise_ Owl(Rnk)	324_Factor	Factor_324	Defcon _Index	Defcon _Index_Trade	Margin of Safety	75_Day_Mom	Trade_Rating (Guidance)	Trendsum																														
2025/07/01	4.609	No Trade	No Trade	32.39%	0	Absolutely No	0	0	Absolutely no Trade	4.66%	8.00%	C	6																														
2025/07/02	4.552	No Trade	No Trade	23.00%	0	Absolutely No	0	0	Absolutely no Trade	3.31%	6.57%	C	1																														
2025/07/03	4.605	No Trade	No Trade	31.07%	0	Absolutely No	0	0	Absolutely no Trade	4.47%	8.46%	C	-2																														
2025/07/04	4.605	No Trade	No Trade	30.78%	0	Absolutely No	0	0	Absolutely no Trade	4.43%	7.88%	C	-4																														
2025/07/07	4.647	No Trade	No Trade	36.58%	0	Absolutely No	0	0	Absolutely no Trade	5.26%	10.13%	C	-6																														
2025/07/08	4.636	No Trade	No Trade	34.46%	0	Absolutely No	0	0	Absolutely no Trade	4.96%	10.01%	C	-8																														
2025/07/09	4.739	No Trade	No Trade	50.38%	50	Research	85	96	Research Defon Sell	7.25%	12.99%	C	-5																														
2025/07/10	4.702	No Trade	No Trade	44.31%	50	Research	85	96	Research Defon Sell	6.38%	14.43%	C	-3																														
2025/07/11	4.762	No Trade	No Trade	53.45%	50	Research	85	97	Research Defon Sell	7.69%	14.55%	C	-1																														
2025/07/14	4.865	No Trade	No Trade	68.73%	50	Research	85	99	Research Defon Sell	9.89%	18.20%	B	2																														
2025/07/15	4.920	No Trade	No Trade	77.05%	50	Research	85	100	Research Defon Sell	11.09%	19.06%	A	5																														
2025/07/16	4.912	No Trade	No Trade	75.46%	50	Research	85	100	Research Defon Sell	10.86%	20.07%	A	8																														
2025/07/17	4.918	No Trade	No Trade	76.11%	50	Research	85	100	Research Defon Sell	10.95%	20.35%	A	12																														
2025/07/18	4.944	No Trade	No Trade	79.81%	50	Research	85	100	Research Defon Sell	11.48%	21.13%	A	15																														
2025/07/21	4.895	No Trade	No Trade	71.15%	50	Research	85	99	Research Defon Sell	10.24%	17.06%	A	17																														
2025/07/21	4.895	No Trade	No Trade	71.15%	50	Research	85	99	Research Defon Sell	10.24%	18.48%	A	18																														
2025/07/22	4.895	No Trade	No Trade	70.94%	50	Research	85	99	Research Defon Sell	10.21%	20.34%	A	19																														
2025/07/23	4.871	Sell_Panda_ST	No Trade	66.87%	50	Research	85	99	Research Defon Sell	9.62%	22.84%	B	17																														
2025/07/24	4.984	No Trade	No Trade	84.19%	50	Research	85	100	Research Defon Sell	12.12%	29.96%	A	16																														
2025/07/25	4.919	No Trade	No Trade	73.72%	50	Research	85	99	Research Defon Sell	10.61%	27.42%	B	15																														
2025/07/28	4.946	No Trade	No Trade	76.96%	50	Research	85	99	Research Defon Sell	11.07%	29.02%	A	14																														
2025/07/29	5.071	No Trade	No Trade	96.22%	50	Research	85	100	Research Defon Sell	13.85%	30.61%	A	13																														
2025/07/30	5.024	No Trade	No Trade	88.53%	50	Research	85	99	Research Defon Sell	12.74%	31.20%	A	14																														
2025/07/31	5.055	No Trade	No Trade	93.11%	50	Research	85	100	Research Defon Sell	13.40%	30.89%	A	15																														
2025/08/01	5.029	No Trade	No Trade	88.71%	50	Research	85	99	Research Defon Sell	12.77%	29.98%	A	18																														
2025/08/04	5.040	No Trade	No Trade	89.48%	50	Research	85	99	Research Defon Sell	12.88%	32.41%	A	19																														
2025/08/05	4.937	No Trade	No Trade	73.06%	50	Research	85	97	Research Defon Sell	10.51%	31.81%	B	19																														
2025/08/06	4.916	Sell_Panda_ST	Sell_Panda_ST	69.55%	50	Research	85	97	Research Defon Sell	10.01%	33.93%	B	16																														
2025/08/07	5.058	No Trade	No Trade	91.27%	50	Research	85	100	Research Defon Sell	13.14%	34.92%	A	14																														
2025/08/08	5.090	No Trade	No Trade	95.97%	50	Research	85	100	Research Defon Sell	13.81%	32.90%	A	14																														
2025/08/11	5.078	No Trade	No Trade	93.15%	50	Research	85	100	Research Defon Sell	13.41%	34.30%	A	14																														
2025/08/12	4.936	No Trade	No Trade	70.78%	50	Research	85	97	Research Defon Sell	10.19%	29.09%	B	11																														
2025/08/13	4.825	No Trade	No Trade	53.23%	0	Research	85	0	Absolutely no Trade	7.66%	25.06%	C	9																														
2025/08/14	4.826	No Trade	No Trade	53.13%	0	Research	85	0	Absolutely no Trade	7.65%	26.29%	C	5																														
2025/08/15	4.818	No Trade	No Trade	51.50%	0	Research	85	0	Absolutely no Trade	7.41%	25.27%	C	1																														
2025/08/18	4.734	No Trade	No Trade	37.67%	0	Absolutely No	0	0	Absolutely no Trade	5.42%	22.97%	C	-2																														
2025/08/19	4.779	No Trade	No Trade	44.36%	0	Research	85	0	Absolutely no Trade	6.38%	24.27%	C	-5																														
2025/08/20	4.832	No Trade	No Trade	52.17%	0	Research	85	0	Absolutely no Trade	7.51%	28.04%	C	-9																														
2025/08/21	4.816	No Trade	No Trade	49.41%	0	Research	85	0	Absolutely no Trade	7.11%	27.29%	C	-12																														
2025/08/22	4.637	No Trade	No Trade	21.49%	0	Absolutely No	0	0	Absolutely no Trade	3.09%	27.78%	C	-18																														



Date	9 day	9 vs 21 day	33 day
2025/07/08	Sell_9day	Sell 9 vs 21	Sell 33_Day
2025/07/09	Buy_9day	Sell 9 vs 21	Buy 33_Day
2025/07/10	Buy_9day	Sell 9 vs 21	Sell 33_Day
2025/07/11	Buy_9day	Sell 9 vs 21	Buy 33_Day
2025/07/14	Buy_9day	Sell 9 vs 21	Buy 33_Day
2025/07/15	Buy_9day	Sell 9 vs 21	Buy 33_Day
2025/07/16	Buy_9day	Sell 9 vs 21	Buy 33_Day
2025/07/17	Buy_9day	Buy 9 vs 21	Buy 33_Day
2025/07/18	Buy_9day	Buy 9 vs 21	Buy 33_Day
2025/07/21	Buy_9day	Buy 9 vs 21	Buy 33_Day
2025/07/21	Buy_9day	Buy 9 vs 21	Buy 33_Day
2025/07/22	Buy_9day	Buy 9 vs 21	Buy 33_Day
2025/07/23	Sell_9day	Buy 9 vs 21	Buy 33_Day
2025/07/24	Buy_9day	Buy 9 vs 21	Buy 33_Day
2025/07/25	Buy_9day	Buy 9 vs 21	Buy 33_Day
2025/07/28	Buy_9day	Buy 9 vs 21	Buy 33_Day
2025/07/29	Buy_9day	Buy 9 vs 21	Buy 33_Day
2025/07/30	Buy_9day	Buy 9 vs 21	Buy 33_Day
2025/07/31	Buy_9day	Buy 9 vs 21	Buy 33_Day
2025/08/01	Buy_9day	Buy 9 vs 21	Buy 33_Day
2025/08/04	Buy_9day	Buy 9 vs 21	Buy 33_Day
2025/08/05	Sell_9day	Buy 9 vs 21	Buy 33_Day
2025/08/06	Sell_9day	Buy 9 vs 21	Buy 33_Day
2025/08/07	Buy_9day	Buy 9 vs 21	Buy 33_Day
2025/08/08	Buy_9day	Buy 9 vs 21	Buy 33_Day
2025/08/11	Buy_9day	Buy 9 vs 21	Buy 33_Day
2025/08/12	Sell_9day	Buy 9 vs 21	Buy 33_Day
2025/08/13	Sell_9day	Buy 9 vs 21	Sell 33_Day
2025/08/14	Sell_9day	Buy 9 vs 21	Sell 33_Day
2025/08/15	Sell_9day	Sell 9 vs 21	Sell 33_Day
2025/08/18	Sell_9day	Sell 9 vs 21	Sell 33_Day
2025/08/19	Sell_9day	Sell 9 vs 21	Sell 33_Day
2025/08/20	Sell_9day	Sell 9 vs 21	Sell 33_Day
2025/08/21	Sell_9day	Sell 9 vs 21	Sell 33_Day
2025/08/22	Sell_9day	Sell 9 vs 21	Sell 33_Day

Strategy Universe	Pairs_NYSE_Industrial	Ascendant guidance	Trade	Strategy_Open Date	2025/08/13	Caterpillar Guidance	Trade
						(+) : Mom Days	0
						(-) : Mom Days	0
						Guided : Factor	9 vs 21 day
						324_Buy Guidance	0.0%
						324_Sell Guidance	91.1%
						Mom_75 (days)	27.8%
						9 vs 21 day	-2.48%
						Price vs 9 day	-3.40%







Date	9 day	9 vs 21 day	33 day
2025/07/08	Buy_9day	Buy 9 vs 21	Buy 33_Day
2025/07/09	Buy_9day	Buy 9 vs 21	Buy 33_Day
2025/07/10	Buy_9day	Buy 9 vs 21	Buy 33_Day
2025/07/11	Buy_9day	Buy 9 vs 21	Buy 33_Day
2025/07/14	Buy_9day	Buy 9 vs 21	Buy 33_Day
2025/07/15	Buy_9day	Buy 9 vs 21	Buy 33_Day
2025/07/16	Buy_9day	Buy 9 vs 21	Buy 33_Day
2025/07/17	Buy_9day	Buy 9 vs 21	Buy 33_Day
2025/07/18	Buy_9day	Buy 9 vs 21	Buy 33_Day
2025/07/21	Buy_9day	Buy 9 vs 21	Buy 33_Day
2025/07/21	Buy_9day	Buy 9 vs 21	Buy 33_Day
2025/07/22	Sell_9day	Buy 9 vs 21	Buy 33_Day
2025/07/23	Sell_9day	Buy 9 vs 21	Buy 33_Day
2025/07/24	Sell_9day	Buy 9 vs 21	Buy 33_Day
2025/07/25	Sell_9day	Buy 9 vs 21	Buy 33_Day
2025/07/28	Sell_9day	Buy 9 vs 21	Buy 33_Day
2025/07/29	Sell_9day	Buy 9 vs 21	Buy 33_Day
2025/07/30	Buy_9day	Buy 9 vs 21	Buy 33_Day
2025/07/31	Sell_9day	Buy 9 vs 21	Buy 33_Day
2025/08/01	Buy_9day	Buy 9 vs 21	Buy 33_Day
2025/08/04	Buy_9day	Buy 9 vs 21	Buy 33_Day
2025/08/05	Buy_9day	Buy 9 vs 21	Buy 33_Day
2025/08/06	Buy_9day	Buy 9 vs 21	Buy 33_Day
2025/08/07	Buy_9day	Buy 9 vs 21	Buy 33_Day
2025/08/08	Sell_9day	Buy 9 vs 21	Buy 33_Day
2025/08/11	Sell_9day	Buy 9 vs 21	Buy 33_Day
2025/08/12	Sell_9day	Buy 9 vs 21	Buy 33_Day
2025/08/13	Sell_9day	Buy 9 vs 21	Buy 33_Day
2025/08/14	Sell_9day	Buy 9 vs 21	Sell 33_Day
2025/08/15	Sell_9day	Buy 9 vs 21	Sell 33_Day
2025/08/18	Sell_9day	Sell 9 vs 21	Sell 33_Day
2025/08/19	Sell_9day	Sell 9 vs 21	Sell 33_Day
2025/08/20	Sell_9day	Sell 9 vs 21	Sell 33_Day
2025/08/21	Sell_9day	Sell 9 vs 21	Sell 33_Day
2025/08/22	Sell_9day	Sell 9 vs 21	Sell 33_Day

Strategy Universe

NYSE\_ETF\_Pairs

Ascendant guidance

Trade

Strategy\_Open Date

2025/08/13

Caterpillar Guidance

Trade

XAR.ARC

21 per. Mov. Avg. (XAR.ARC)

Linear (XAR.ARC)

XLF.ARC

21 per. Mov. Avg. (XLF.ARC)

Linear (XLF.ARC)

(+) : Mom Days

87

(-) : Mom Days

0

Guided : Factor

66 day

324\_Buy Guidance

0.0%

324\_Sell Guidance

95.0%

Mom\_75 (days)

14.0%

9 vs 21 day

-1.03%

Price vs 9 day

-1.20%

S  
e  
l  
l

GE.NYS

General Electric

Industrial

Industrial Conglomerates

New York

Market Cap : (B)

196 058

CPRT.NAS

Copart

Industrial

Commercial Services & Supplies

New York

Market Cap : (B)

60 404

Follow the " 3day to 5day waiting period " before entering the trade : understand the Graph, Trend and Variables

Plan your enrty levels. Focus on the process not the outcome. Expect further short-term deviation from the trade signal. "Patience"

Date	Price or Relative Price	Short_Term_ Radar	Medium_ Term_Radar	Caterpillar_ %	Wise_ Owl(Rnk)	324_Factor	Factor_324	Defcon _Index	Defcon _Index_Trade	Margin of Safety	75_Day_Mom	Trade_Rating (Guidance)	Trendsum
2025/07/01	5.017	No Trade	No Trade	40.68%	0	Research	85	0	Absolutely no Trade	9.42%	36.35%	C	24
2025/07/02	4.987	Sell_Panda_ST	Sell_Panda_ST	37.37%	0	Research	85	0	Absolutely no Trade	8.65%	33.20%	C	22
2025/07/03	5.006	Sell_Panda_ST	Sell_Panda_ST	38.64%	0	Research	85	0	Absolutely no Trade	8.95%	33.18%	C	16
2025/07/04	5.006	Sell_Panda_ST	Sell_Panda_ST	38.13%	0	Research	85	0	Absolutely no Trade	8.83%	31.93%	C	12
2025/07/07	5.092	No Trade	No Trade	44.71%	50	Research	85	96	Research Defon Sell	10.35%	33.47%	B	10
2025/07/08	5.093	No Trade	No Trade	44.26%	50	Research	85	96	Research Defon Sell	10.25%	34.48%	B	8
2025/07/09	5.255	No Trade	No Trade	58.87%	50	Research	85	99	Research Defon Sell	13.63%	38.05%	A	9
2025/07/10	5.263	No Trade	No Trade	59.12%	50	Research	85	100	Research Defon Sell	13.69%	37.84%	A	11
2025/07/11	5.382	No Trade	No Trade	69.67%	50	Research	85	100	Research Defon Sell	16.13%	42.92%	A	12
2025/07/14	5.566	No Trade	No Trade	85.21%	50	Research	85	100	Research Defon Sell	19.73%	50.43%	A	14
2025/07/15	5.766	No Trade	No Trade	100.00%	50	Research	85	100	Research Defon Sell	23.89%	59.10%	A	16
2025/07/16	5.789	No Trade	No Trade	100.00%	50	Research	85	100	Research Defon Sell	24.25%	63.68%	A	18
2025/07/17	5.672	No Trade	No Trade	89.09%	50	Research	85	98	Research Defon Sell	21.61%	59.23%	B	20
2025/07/18	5.726	No Trade	No Trade	93.32%	50	Research	85	99	Research Defon Sell	22.63%	64.72%	B	21
2025/07/21	5.711	No Trade	No Trade	90.38%	50	Research	85	99	Research Defon Sell	21.92%	72.39%	B	21
2025/07/21	5.711	No Trade	No Trade	90.38%	50	Research	85	99	Research Defon Sell	21.92%	86.61%	B	20
2025/07/22	5.583	No Trade	No Trade	78.64%	50	Research	85	96	Research Defon Sell	19.07%	80.51%	B	18
2025/07/23	5.620	Sell_Panda_ST	No Trade	81.35%	50	Research	85	97	Research Defon Sell	19.73%	81.14%	B	18
2025/07/24	5.792	No Trade	No Trade	95.96%	50	Research	85	100	Research Defon Sell	23.27%	81.00%	A	18
2025/07/25	5.817	No Trade	No Trade	97.58%	50	Research	85	100	Research Defon Sell	23.66%	87.99%	A	18
2025/07/28	5.873	No Trade	No Trade	100.00%	50	Research	85	100	Research Defon Sell	24.45%	93.44%	A	18
2025/07/29	5.819	No Trade	No Trade	94.86%	50	Research	85	99	Research Defon Sell	23.20%	87.19%	A	19
2025/07/30	5.911	No Trade	No Trade	100.00%	50	Research	85	100	Research Defon Sell	25.00%	92.44%	A	20
2025/07/31	5.980	No Trade	No Trade	100.00%	50	Research	85	100	Research Defon Sell	26.33%	94.83%	A	22
2025/08/01	5.919	No Trade	No Trade	94.61%	50	Research	85	99	Research Defon Sell	24.91%	94.32%	B	23
2025/08/04	6.039	No Trade	No Trade	100.00%	50	Research	85	100	Research Defon Sell	27.05%	92.84%	A	25
2025/08/05	5.846	No Trade	No Trade	84.53%	50	Research	85	97	Research Defon Sell	22.86%	84.27%	B	26
2025/08/06	5.780	No Trade	No Trade	78.88%	90	Research	170	96	Research Defon Sell	21.34%	81.43%	AA	25
2025/08/07	5.899	No Trade	No Trade	87.70%	90	Research	170	98	Research Defon Sell	23.72%	81.06%	AAA	23
2025/08/08	5.955	No Trade	No Trade	91.49%	90	Research	170	99	Research Defon Sell	24.75%	77.31%	AAA	19
2025/08/11	5.894	No Trade	No Trade	85.40%	90	Research	170	98	Research Defon Sell	23.10%	77.88%	AAA	18
2025/08/12	5.924	No Trade	No Trade	87.26%	90	Research	170	98	Research Defon Sell	23.60%	79.40%	AAA	15
2025/08/13	5.642	No Trade	No Trade	65.06%	50	Research	170	0	Absolutely no Trade	17.60%	67.66%	B	10
2025/08/14	5.755	No Trade	No Trade	73.31%	60	Research	170	95	Research Defon Sell	19.83%	69.64%	A	5
2025/08/15	5.689	No Trade	No Trade	67.76%	50	Research	170	0	Absolutely no Trade	18.33%	66.23%	B	0
2025/08/18	5.668	No Trade	No Trade	64.81%	50	Research	170	0	Absolutely no Trade	17.53%	65.21%	B	-3
2025/08/19	5.562	No Trade	No Trade	56.24%	0	Research	85	0	Absolutely no Trade	15.21%	62.27%	C	-7
2025/08/20	5.596	No Trade	No Trade	58.41%	0	Research	85	0	Absolutely no Trade	15.80%	61.19%	C	-11
2025/08/21	5.636	No Trade	No Trade	60.98%	0	Research	85	0	Absolutely no Trade	16.49%	61.29%	C	-15
2025/08/22	5.444	No Trade	No Trade	45.89%	0	Research	85	0	Absolutely no Trade	12.41%	54.55%	C	-21





S  
e  
l  
l

HON.NAS

Honeywell International Inc.

Industrial

Industrial Conglomerates

New York

Market Cap : (B)

148 978

FTV.NYS

Fortive

Industrial

Machinery

New York

Market Cap : (B)

27 208

Follow the " 3day to 5day waiting period " before entering the trade : understand the Graph, Trend and Variables

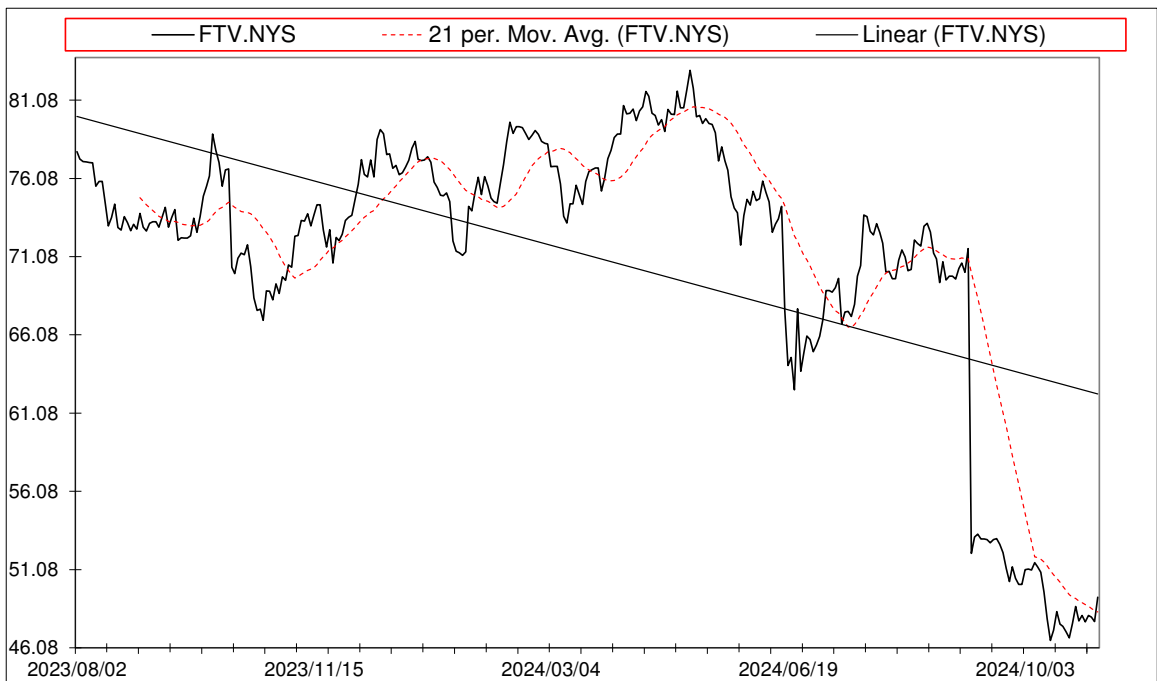
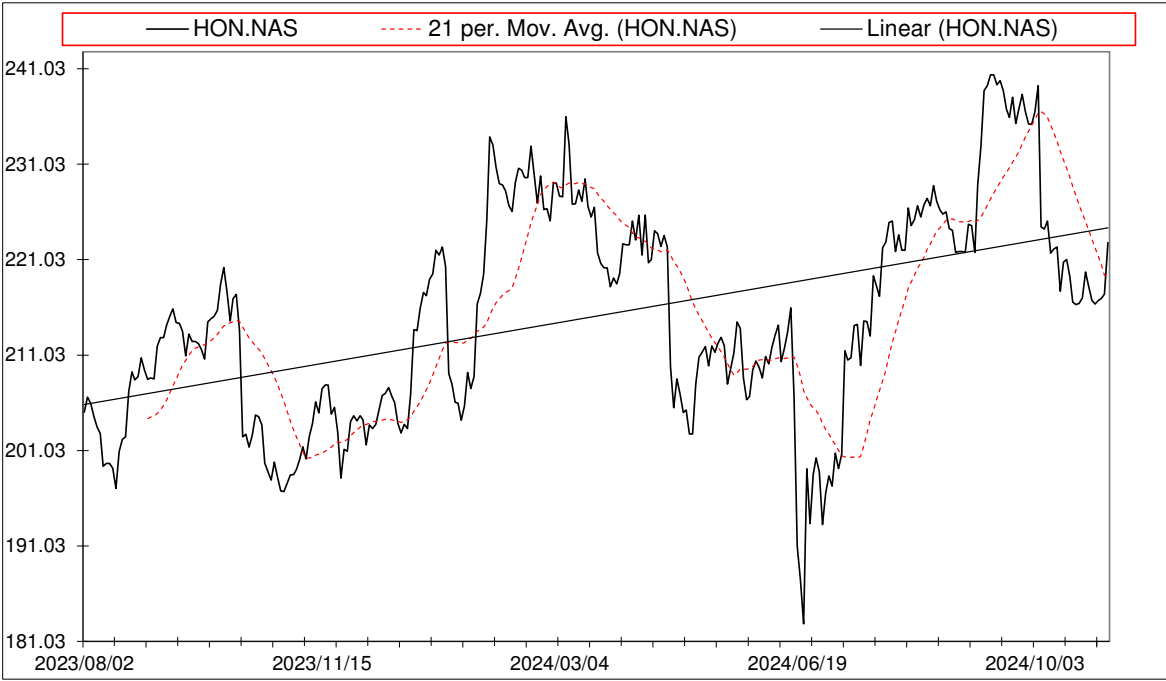
Plan your enrty levels. Focus on the process not the outcome. Expect further short-term deviation from the trade signal. "Patience"

Date	Price or Relative Price	Short_Term_ Radar	Medium_ Term_Radar	Caterpillar_ %	Wise_ Owl(Rnk)	324_Factor	Factor_324	Defcon _Index	Defcon _Index_Trade	Margin of Safety	75_Day_Mom	Trade_Rating (Guidance)	Trendsum
2025/07/01	4.492	No Trade	No Trade	100.00%	30	Absolutely No	0	100	Research Defon Sell	25.10%	56.07%	C	1
2025/07/02	4.486	No Trade	No Trade	98.95%	30	Absolutely No	0	100	Research Defon Sell	24.83%	57.84%	C	3
2025/07/03	4.532	No Trade	No Trade	100.00%	30	Absolutely No	0	100	Research Defon Sell	26.02%	60.96%	C	6
2025/07/04	4.532	No Trade	No Trade	99.63%	30	Absolutely No	0	100	Research Defon Sell	25.92%	60.70%	C	9
2025/07/07	4.516	No Trade	No Trade	96.85%	30	Absolutely No	0	100	Research Defon Sell	25.20%	62.87%	C	10
2025/07/08	4.542	No Trade	No Trade	99.21%	30	Absolutely No	0	100	Research Defon Sell	25.81%	60.79%	C	11
2025/07/09	4.505	No Trade	No Trade	94.93%	30	Absolutely No	0	99	Research Defon Sell	24.70%	60.35%	C	13
2025/07/10	4.462	No Trade	No Trade	90.03%	30	Absolutely No	0	98	Research Defon Sell	23.42%	59.89%	C	10
2025/07/11	4.478	No Trade	No Trade	91.30%	30	Absolutely No	0	99	Research Defon Sell	23.75%	57.98%	C	9
2025/07/14	4.563	No Trade	No Trade	99.26%	30	Absolutely No	0	100	Research Defon Sell	25.82%	58.92%	C	9
2025/07/15	4.600	No Trade	No Trade	100.00%	30	Absolutely No	0	100	Research Defon Sell	26.75%	58.84%	C	10
2025/07/16	4.707	No Trade	No Trade	100.00%	30	Absolutely No	0	100	Research Defon Sell	29.60%	62.69%	C	11
2025/07/17	4.649	No Trade	No Trade	94.26%	30	Absolutely No	0	99	Research Defon Sell	27.90%	60.10%	C	15
2025/07/18	4.681	No Trade	No Trade	96.89%	30	Absolutely No	0	99	Research Defon Sell	28.68%	61.01%	C	18
2025/07/21	4.691	No Trade	No Trade	96.83%	30	Absolutely No	0	100	Research Defon Sell	28.66%	53.49%	C	19
2025/07/21	4.691	No Trade	No Trade	96.83%	30	Absolutely No	0	100	Research Defon Sell	28.66%	57.52%	C	18
2025/07/22	4.632	No Trade	No Trade	90.97%	30	Absolutely No	0	98	Research Defon Sell	26.93%	59.73%	C	17
2025/07/23	4.681	No Trade	No Trade	95.26%	30	Absolutely No	0	99	Research Defon Sell	28.20%	60.21%	C	15
2025/07/24	4.396	No Trade	No Trade	68.58%	50	Research	170	0	Absolutely no Trade	20.30%	49.62%	B	11
2025/07/25	4.352	No Trade	No Trade	64.21%	50	Research	170	0	Absolutely no Trade	19.01%	43.52%	B	6
2025/07/28	4.391	No Trade	No Trade	66.84%	50	Research	170	0	Absolutely no Trade	19.79%	43.70%	B	1
2025/07/29	4.354	No Trade	No Trade	63.16%	50	Research	170	0	Absolutely no Trade	18.70%	43.53%	B	-4
2025/07/30	4.475	No Trade	No Trade	73.92%	60	Research	170	95	Research Defon Sell	21.88%	48.07%	A	-4
2025/07/31	4.639	No Trade	No Trade	88.73%	75	Research	170	99	Research Defon Sell	26.27%	56.01%	AA	-5
2025/08/01	4.677	No Trade	No Trade	91.89%	75	Research	170	99	Research Defon Sell	27.20%	55.67%	AA	-4
2025/08/04	4.676	No Trade	No Trade	90.81%	75	Research	170	99	Research Defon Sell	26.88%	55.54%	AA	-2
2025/08/05	4.567	No Trade	No Trade	80.56%	75	Research	170	97	Research Defon Sell	23.85%	55.23%	AA	1
2025/08/06	4.607	No Trade	No Trade	83.84%	75	Research	170	98	Research Defon Sell	24.82%	58.16%	AA	1
2025/08/07	4.564	No Trade	No Trade	79.65%	75	Research	170	97	Research Defon Sell	23.58%	57.95%	AA	-1
2025/08/08	4.593	No Trade	No Trade	81.92%	75	Research	170	98	Research Defon Sell	24.25%	57.49%	AA	-3
2025/08/11	4.633	No Trade	No Trade	84.65%	75	Research	170	98	Research Defon Sell	25.06%	51.35%	AA	-3
2025/08/12	4.554	No Trade	No Trade	77.16%	75	Research	170	97	Research Defon Sell	22.84%	50.78%	AA	-7
2025/08/13	4.509	No Trade	No Trade	72.76%	75	Research	170	96	Research Defon Sell	21.54%	42.89%	AA	-11
2025/08/14	4.565	No Trade	No Trade	77.51%	75	Research	170	97	Research Defon Sell	22.95%	44.00%	AA	-14
2025/08/15	4.501	No Trade	No Trade	71.39%	75	Research	170	96	Research Defon Sell	21.14%	42.00%	AA	-17
2025/08/18	4.532	No Trade	No Trade	73.28%	75	Research	170	96	Research Defon Sell	21.69%	45.18%	AA	-19
2025/08/19	4.500	No Trade	No Trade	70.12%	75	Research	170	96	Research Defon Sell	20.76%	42.66%	AA	-20
2025/08/20	4.517	No Trade	No Trade	71.32%	75	Research	170	96	Research Defon Sell	21.11%	47.02%	AA	-22
2025/08/21	4.552	No Trade	No Trade	74.21%	75	Research	170	97	Research Defon Sell	21.97%	50.70%	AA	-23
2025/08/22	4.519	No Trade	No Trade	70.88%	75	Research	170	96	Research Defon Sell	20.98%	51.92%	AA	-25



Date	9 day	9 vs 21 day	33 day
2025/07/09	Buy_9day	Buy 9 vs 21	Buy 33_Day
2025/07/10	Sell_9day	Buy 9 vs 21	Buy 33_Day
2025/07/11	Sell_9day	Buy 9 vs 21	Buy 33_Day
2025/07/14	Buy_9day	Buy 9 vs 21	Buy 33_Day
2025/07/15	Buy_9day	Buy 9 vs 21	Buy 33_Day
2025/07/16	Buy_9day	Buy 9 vs 21	Buy 33_Day
2025/07/17	Buy_9day	Buy 9 vs 21	Buy 33_Day
2025/07/18	Buy_9day	Buy 9 vs 21	Buy 33_Day
2025/07/21	Buy_9day	Buy 9 vs 21	Buy 33_Day
2025/07/21	Buy_9day	Buy 9 vs 21	Buy 33_Day
2025/07/22	Sell_9day	Buy 9 vs 21	Buy 33_Day
2025/07/23	Buy_9day	Buy 9 vs 21	Buy 33_Day
2025/07/24	Sell_9day	Buy 9 vs 21	Buy 33_Day
2025/07/25	Sell_9day	Buy 9 vs 21	Buy 33_Day
2025/07/28	Sell_9day	Buy 9 vs 21	Buy 33_Day
2025/07/29	Sell_9day	Sell 9 vs 21	Buy 33_Day
2025/07/30	Sell_9day	Sell 9 vs 21	Buy 33_Day
2025/07/31	Buy_9day	Sell 9 vs 21	Buy 33_Day
2025/08/01	Buy_9day	Sell 9 vs 21	Buy 33_Day
2025/08/04	Buy_9day	Sell 9 vs 21	Buy 33_Day
2025/08/05	Buy_9day	Sell 9 vs 21	Buy 33_Day
2025/08/06	Buy_9day	Sell 9 vs 21	Buy 33_Day
2025/08/07	Buy_9day	Sell 9 vs 21	Buy 33_Day
2025/08/08	Buy_9day	Sell 9 vs 21	Buy 33_Day
2025/08/11	Buy_9day	Buy 9 vs 21	Buy 33_Day
2025/08/12	Sell_9day	Buy 9 vs 21	Sell 33_Day
2025/08/13	Sell_9day	Buy 9 vs 21	Sell 33_Day
2025/08/14	Sell_9day	Buy 9 vs 21	Buy 33_Day
2025/08/15	Sell_9day	Buy 9 vs 21	Sell 33_Day
2025/08/18	Sell_9day	Buy 9 vs 21	Sell 33_Day
2025/08/19	Sell_9day	Buy 9 vs 21	Sell 33_Day
2025/08/20	Sell_9day	Buy 9 vs 21	Sell 33_Day
2025/08/21	Buy_9day	Buy 9 vs 21	Sell 33_Day
2025/08/22	Sell_9day	Sell 9 vs 21	Sell 33_Day

Strategy Universe	Pairs_NYSE_Industrial	Ascendant guidance	Research	Strategy_Open Date	2025/08/13	Caterpillar Guidance	Trade
-------------------	-----------------------	--------------------	----------	--------------------	------------	----------------------	-------



(+) : Mom Days	106
(-) : Mom Days	0
Guided : Factor	66 day
324_Buy Guidance	0.0%
324_Sell Guidance	96.0%
Mom_75 (days)	51.9%
9 vs 21 day	-0.20%
Price vs 9 day	-0.20%

S  
e  
l  
l

ITW.NYS

Illinois Tool Works

Industrial

Machinery

New York

Market Cap : (B)

80 897

CPRT.NAS

Copart

Industrial

Commercial Services & Supplies

New York

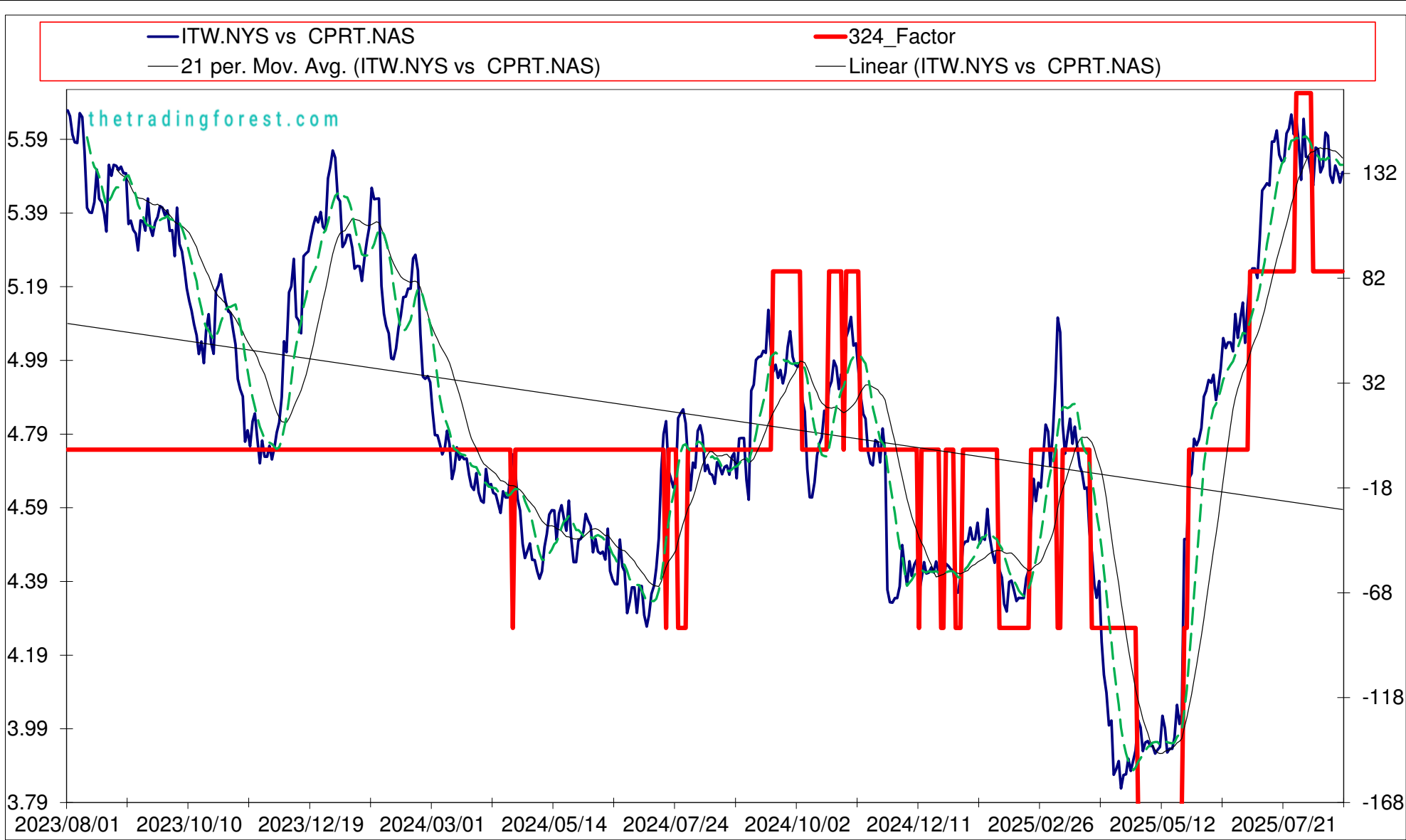
Market Cap : (B)

60 404

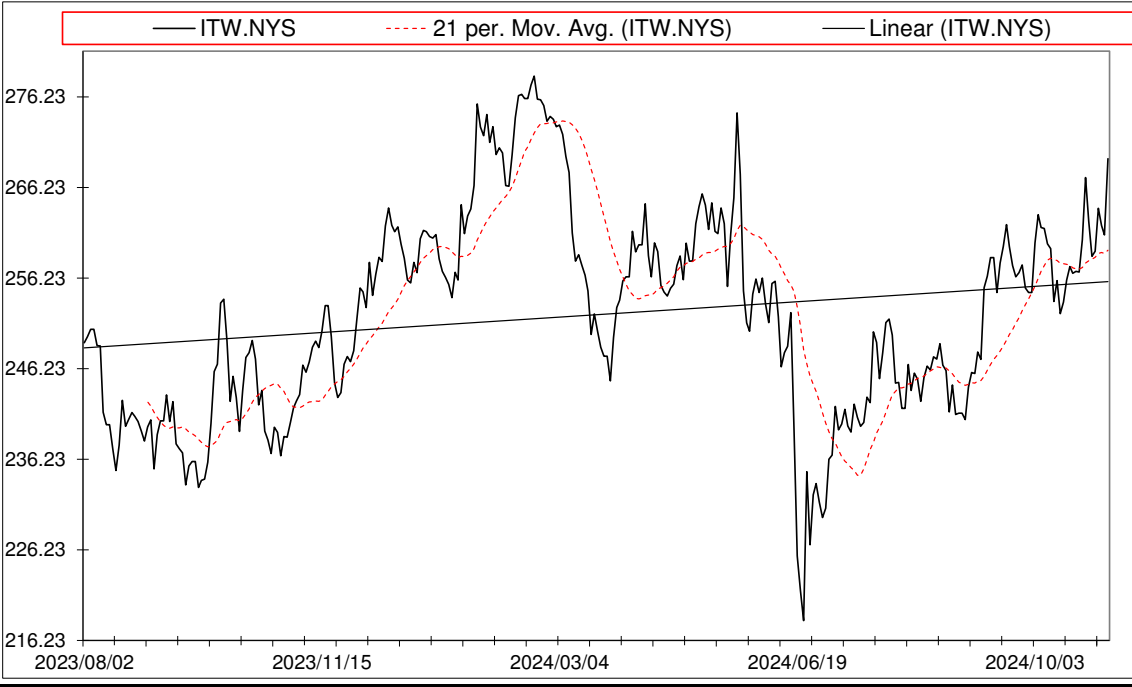
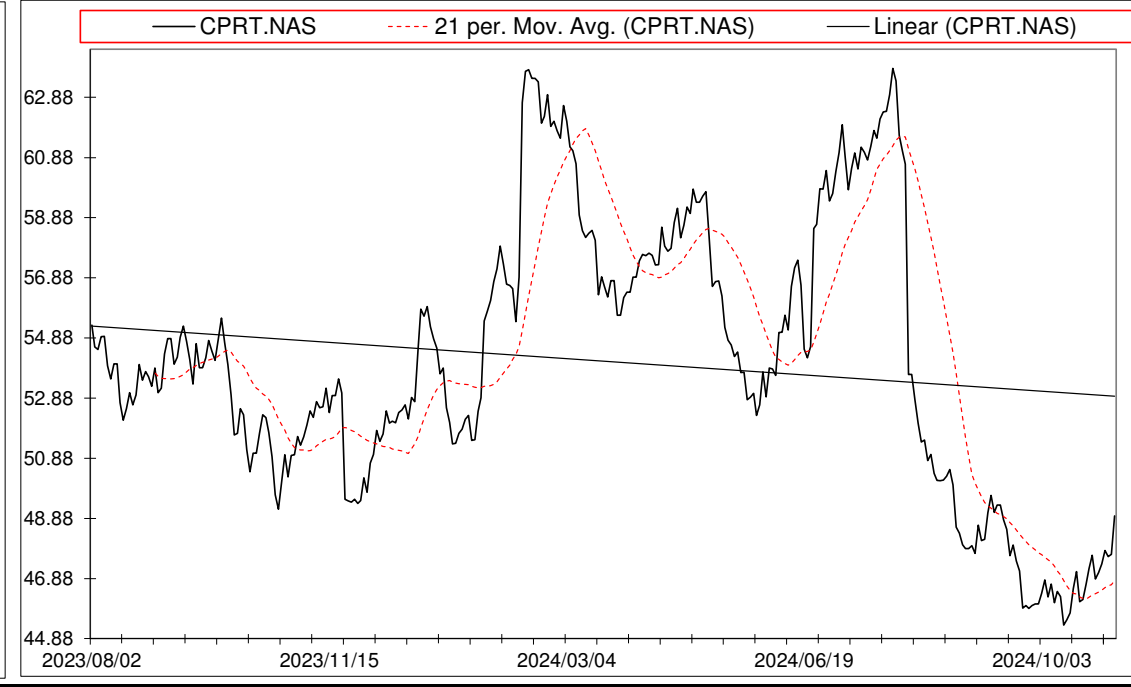
Follow the " 3day to 5day waiting period " before entering the trade : understand the Graph, Trend and Variables

Plan your enrty levels. Focus on the process not the outcome. Expect further short-term deviation from the trade signal. "Patience"

Date	Price or Relative Price	Short_Term_ Radar	Medium_ Term_Radar	Caterpillar_ %	Wise_ Owl(Rnk)	324_Factor	Factor_324	Defcon _Index	Defcon _Index_Trade	Margin of Safety	75_Day_Mom	Trade_Rating (Guidance)	Trendsum
2025/07/01	5.141	No Trade	No Trade	50.00%	0	Absolutely No	0	92	Research Defon Sell	5.84%	7.39%	C	31
2025/07/02	5.225	No Trade	No Trade	64.70%	50	Research	85	93	Research Defon Sell	7.55%	8.11%	C	31
2025/07/03	5.241	No Trade	No Trade	67.37%	50	Research	85	93	Research Defon Sell	7.86%	9.99%	C	32
2025/07/04	5.241	No Trade	No Trade	67.20%	50	Research	85	93	Research Defon Sell	7.84%	8.93%	C	32
2025/07/07	5.215	No Trade	No Trade	62.08%	50	Research	85	93	Research Defon Sell	7.25%	9.66%	C	32
2025/07/08	5.316	No Trade	No Trade	79.73%	50	Research	85	94	Research Defon Sell	9.31%	13.00%	C	33
2025/07/09	5.452	No Trade	No Trade	100.00%	60	Research	85	95	Research Defon Sell	12.08%	16.34%	B	34
2025/07/10	5.462	No Trade	No Trade	100.00%	60	Research	85	95	Research Defon Sell	12.26%	17.64%	B	34
2025/07/11	5.472	No Trade	No Trade	100.00%	60	Research	85	96	Research Defon Sell	12.44%	17.76%	B	35
2025/07/14	5.466	No Trade	No Trade	98.53%	60	Research	85	95	Research Defon Sell	12.26%	20.71%	B	38
2025/07/15	5.585	No Trade	No Trade	100.00%	60	Research	85	97	Research Defon Sell	14.68%	24.98%	B	39
2025/07/16	5.585	No Trade	No Trade	99.86%	60	Research	85	97	Research Defon Sell	14.66%	27.45%	B	39
2025/07/17	5.616	No Trade	No Trade	100.00%	60	Research	85	97	Research Defon Sell	15.26%	29.18%	B	39
2025/07/18	5.549	No Trade	No Trade	90.92%	60	Research	85	96	Research Defon Sell	13.88%	26.34%	B	41
2025/07/21	5.532	No Trade	No Trade	88.20%	60	Research	85	98	Research Defon Sell	13.46%	30.86%	B	40
2025/07/21	5.532	No Trade	No Trade	88.20%	60	Research	85	98	Research Defon Sell	13.46%	33.68%	B	40
2025/07/22	5.607	No Trade	No Trade	98.19%	60	Research	85	99	Research Defon Sell	14.99%	37.11%	A	37
2025/07/23	5.621	No Trade	No Trade	99.89%	60	Research	85	100	Research Defon Sell	15.24%	40.50%	A	36
2025/07/24	5.659	No Trade	No Trade	100.00%	60	Research	85	100	Research Defon Sell	15.99%	40.99%	A	35
2025/07/25	5.605	No Trade	No Trade	92.98%	60	Research	85	99	Research Defon Sell	14.87%	44.96%	A	34
2025/07/28	5.643	No Trade	No Trade	97.38%	100	Research	170	100	Research Defon Sell	15.57%	45.34%	AAA	32
2025/07/29	5.587	No Trade	No Trade	90.09%	90	Research	170	99	Research Defon Sell	14.41%	43.12%	AAA	30
2025/07/30	5.481	Sell_Panda_ST	Sell_Panda_ST	76.45%	90	Research	170	97	Research Defon Sell	12.23%	43.13%	AA	24
2025/07/31	5.647	No Trade	No Trade	97.52%	90	Research	170	100	Research Defon Sell	15.60%	46.06%	AAA	22
2025/08/01	5.544	Sell_Panda_ST	No Trade	84.23%	75	Research	170	98	Research Defon Sell	13.47%	43.33%	AA	19
2025/08/04	5.544	Sell_Panda_ST	Sell_Panda_ST	83.81%	75	Research	170	98	Research Defon Sell	13.40%	41.76%	AA	16
2025/08/05	5.501	Sell_Panda_ST	Sell_Panda_ST	78.18%	75	Research	170	97	Research Defon Sell	12.50%	41.87%	AA	12
2025/08/06	5.466	No Trade	No Trade	73.60%	50	Research	85	97	Research Defon Sell	11.77%	39.93%	B	6
2025/08/07	5.569	No Trade	No Trade	86.60%	50	Research	85	98	Research Defon Sell	13.85%	41.60%	B	2
2025/08/08	5.564	No Trade	No Trade	85.89%	50	Research	85	98	Research Defon Sell	13.74%	38.60%	B	-1
2025/08/11	5.502	No Trade	No Trade	77.53%	50	Research	85	97	Research Defon Sell	12.40%	37.72%	B	-4
2025/08/12	5.519	No Trade	No Trade	79.52%	50	Research	85	98	Research Defon Sell	12.72%	40.39%	B	-6
2025/08/13	5.610	No Trade	No Trade	91.06%	50	Research	85	99	Research Defon Sell	14.56%	41.87%	A	-6
2025/08/14	5.602	No Trade	No Trade	89.84%	50	Research	85	99	Research Defon Sell	14.37%	41.52%	B	-4
2025/08/15	5.494	No Trade	No Trade	75.93%	50	Research	85	97	Research Defon Sell	12.14%	39.24%	B	-4
2025/08/18	5.473	No Trade	No Trade	72.95%	50	Research	85	97	Research Defon Sell	11.67%	38.73%	B	-5
2025/08/19	5.521	No Trade	No Trade	78.84%	50	Research	85	98	Research Defon Sell	12.61%	40.69%	B	-9
2025/08/20	5.503	No Trade	No Trade	76.52%	50	Research	85	97	Research Defon Sell	12.24%	39.87%	B	-12
2025/08/21	5.474	No Trade	No Trade	72.63%	50	Research	85	97	Research Defon Sell	11.62%	38.87%	B	-14
2025/08/22	5.503	No Trade	No Trade	76.16%	50	Research	85	97	Research Defon Sell	12.18%	36.65%	B	-16



Date	9 day	9 vs 21 day	33 day
2025/07/08	Buy_9day	Buy 9 vs 21	Buy 33_Day
2025/07/09	Buy_9day	Buy 9 vs 21	Buy 33_Day
2025/07/10	Buy_9day	Buy 9 vs 21	Buy 33_Day
2025/07/11	Buy_9day	Buy 9 vs 21	Buy 33_Day
2025/07/14	Buy_9day	Buy 9 vs 21	Buy 33_Day
2025/07/15	Buy_9day	Buy 9 vs 21	Buy 33_Day
2025/07/16	Buy_9day	Buy 9 vs 21	Buy 33_Day
2025/07/17	Buy_9day	Buy 9 vs 21	Buy 33_Day
2025/07/18	Buy_9day	Buy 9 vs 21	Buy 33_Day
2025/07/21	Buy_9day	Buy 9 vs 21	Buy 33_Day
2025/07/21	Sell_9day	Buy 9 vs 21	Buy 33_Day
2025/07/22	Buy_9day	Buy 9 vs 21	Buy 33_Day
2025/07/23	Buy_9day	Buy 9 vs 21	Buy 33_Day
2025/07/24	Buy_9day	Buy 9 vs 21	Buy 33_Day
2025/07/25	Buy_9day	Buy 9 vs 21	Buy 33_Day
2025/07/28	Buy_9day	Buy 9 vs 21	Buy 33_Day
2025/07/29	Sell_9day	Buy 9 vs 21	Buy 33_Day
2025/07/30	Sell_9day	Buy 9 vs 21	Buy 33_Day
2025/07/31	Buy_9day	Buy 9 vs 21	Buy 33_Day
2025/08/01	Sell_9day	Buy 9 vs 21	Buy 33_Day
2025/08/04	Sell_9day	Buy 9 vs 21	Buy 33_Day
2025/08/05	Sell_9day	Buy 9 vs 21	Buy 33_Day
2025/08/06	Sell_9day	Buy 9 vs 21	Buy 33_Day
2025/08/07	Buy_9day	Sell 9 vs 21	Buy 33_Day
2025/08/08	Buy_9day	Sell 9 vs 21	Buy 33_Day
2025/08/11	Sell_9day	Sell 9 vs 21	Buy 33_Day
2025/08/12	Sell_9day	Sell 9 vs 21	Buy 33_Day
2025/08/13	Buy_9day	Sell 9 vs 21	Buy 33_Day
2025/08/14	Buy_9day	Sell 9 vs 21	Buy 33_Day
2025/08/15	Sell_9day	Sell 9 vs 21	Sell 33_Day
2025/08/18	Sell_9day	Sell 9 vs 21	Sell 33_Day
2025/08/19	Sell_9day	Sell 9 vs 21	Sell 33_Day
2025/08/20	Sell_9day	Sell 9 vs 21	Sell 33_Day
2025/08/21	Sell_9day	Sell 9 vs 21	Sell 33_Day
2025/08/22	Sell_9day	Sell 9 vs 21	Sell 33_Day

Strategy Universe	Pairs_NYSE_Industrial	Ascendant guidance	Trade	Strategy_Open Date	2025/08/13	Caterpillar Guidance	Trade
						(+) : Mom Days	66
						(-) : Mom Days	0
						Guided : Factor	33 day
						324_Buy Guidance	0.0%
						324_Sell Guidance	97.2%
						Mom_75 (days)	36.6%
						9 vs 21 day	-0.33%
						Price vs 9 day	-0.35%



-2.985														8.646		-2.896	
Date	Price or Relative Price	Short_Term_ Radar	Medium_ Term_Radar	Caterpillar_ %	Wise_ Owl(Rnk)	324_Factor	Factor_324	Defcon _Index	Defcon _Index_Trade	Margin of Safety	75_Day_Mom	Trade_Rating (Guidance)	Trendsum				
2025/07/01	0.817	No Trade	No Trade	57.21%	0	Absolutely No	0	99	Research Defon Sell	4.94%	19.20%	C	19				
2025/07/02	0.824	No Trade	No Trade	68.07%	0	Absolutely No	0	100	Research Defon Sell	5.88%	17.67%	C	20				
2025/07/03	0.825	No Trade	No Trade	68.70%	30	Absolutely No	0	100	Research Defon Sell	5.93%	17.96%	C	22				
2025/07/04	0.825	No Trade	No Trade	68.60%	30	Absolutely No	0	100	Research Defon Sell	5.92%	17.52%	C	23				
2025/07/07	0.819	No Trade	No Trade	59.13%	0	Absolutely No	0	99	Research Defon Sell	5.11%	16.37%	C	23				
2025/07/08	0.798	Sell_Panda_ST	No Trade	27.67%	0	Absolutely No	0	97	Research Defon Sell	2.39%	13.29%	C	23				
2025/07/09	0.791	Sell_Panda_ST	Sell_Panda_ST	18.52%	0	Absolutely No	0	96	Research Defon Sell	1.60%	9.95%	C	20				
2025/07/10	0.810	Sell_Panda_ST	No Trade	45.65%	0	Absolutely No	0	98	Research Defon Sell	3.94%	12.26%	C	17				
2025/07/11	0.824	No Trade	No Trade	67.37%	0	Absolutely No	0	100	Research Defon Sell	5.82%	13.04%	C	14				
2025/07/14	0.824	No Trade	No Trade	65.89%	0	Absolutely No	0	100	Research Defon Sell	5.69%	16.14%	C	13				
2025/07/15	0.826	No Trade	No Trade	68.86%	0	Absolutely No	0	100	Research Defon Sell	5.95%	16.58%	C	14				
2025/07/16	0.817	No Trade	No Trade	55.56%	0	Absolutely No	0	99	Research Defon Sell	4.80%	16.71%	C	16				
2025/07/17	0.829	No Trade	No Trade	73.10%	50	Research	85	100	Research Defon Sell	6.31%	17.80%	A	17				
2025/07/18	0.834	No Trade	No Trade	81.52%	50	Research	85	100	Research Defon Sell	7.04%	17.57%	A	18				
2025/07/21	0.829	No Trade	No Trade	73.27%	50	Research	85	99	Research Defon Sell	6.33%	23.05%	A	20				
2025/07/21	0.829	No Trade	No Trade	73.27%	50	Research	85	99	Research Defon Sell	6.33%	23.46%	A	22				
2025/07/22	0.828	No Trade	No Trade	71.89%	50	Research	85	99	Research Defon Sell	6.21%	20.63%	A	22				
2025/07/23	0.835	No Trade	No Trade	82.20%	50	Research	85	100	Research Defon Sell	7.10%	18.73%	A	22				
2025/07/24	0.838	No Trade	No Trade	85.84%	50	Research	85	100	Research Defon Sell	7.41%	18.85%	A	21				
2025/07/25	0.836	No Trade	No Trade	83.65%	50	Research	85	100	Research Defon Sell	7.22%	19.54%	A	21				
2025/07/28	0.839	No Trade	No Trade	87.42%	50	Research	85	100	Research Defon Sell	7.55%	18.44%	A	20				
2025/07/29	0.846	No Trade	No Trade	96.89%	50	Research	85	100	Research Defon Sell	8.37%	20.75%	A	23				
2025/07/30	0.854	No Trade	No Trade	100.00%	50	Research	85	100	Research Defon Sell	9.42%	22.99%	A	26				
2025/07/31	0.857	No Trade	No Trade	100.00%	50	Research	85	100	Research Defon Sell	9.88%	23.74%	A	28				
2025/08/01	0.853	No Trade	No Trade	93.71%	60	Research	85	99	Research Defon Sell	9.26%	21.17%	A	31				
2025/08/04	0.860	No Trade	No Trade	100.00%	60	Research	85	100	Research Defon Sell	10.17%	20.98%	A	35				
2025/08/05	0.863	No Trade	No Trade	100.00%	60	Research	85	100	Research Defon Sell	10.60%	19.86%	A	35				
2025/08/06	0.858	No Trade	No Trade	92.75%	60	Research	85	99	Research Defon Sell	9.83%	17.68%	A	36				
2025/08/07	0.864	No Trade	No Trade	100.00%	60	Research	85	100	Research Defon Sell	10.65%	18.91%	A	36				
2025/08/08	0.857	No Trade	No Trade	91.95%	60	Research	85	99	Research Defon Sell	9.80%	18.98%	A	35				
2025/08/11	0.862	No Trade	No Trade	97.26%	60	Research	85	100	Research Defon Sell	10.36%	20.35%	A	34				
2025/08/12	0.870	No Trade	No Trade	100.00%	100	Research	170	100	Research Defon Sell	11.33%	22.83%	AAA	35				
2025/08/13	0.848	No Trade	No Trade	75.60%	90	Research	170	98	Research Defon Sell	8.56%	17.64%	AAA	34				
2025/08/14	0.851	Sell_Panda_ST	No Trade	79.24%	90	Research	170	98	Research Defon Sell	8.98%	17.21%	AAA	32				
2025/08/15	0.843	Sell_Panda_ST	Sell_Panda_ST	69.97%	75	Research	170	97	Research Defon Sell	7.93%	16.41%	AA	30				
2025/08/18	0.851	Sell_Panda_ST	No Trade	77.98%	90	Research	170	98	Research Defon Sell	8.83%	18.66%	AAA	27				
2025/08/19	0.849	Sell_Panda_ST	Sell_Panda_ST	75.85%	90	Research	170	98	Research Defon Sell	8.59%	19.07%	AAA	21				
2025/08/20	0.850	Sell_Panda_ST	Sell_Panda_ST	76.83%	75	Research	170	98	Research Defon Sell	8.70%	17.76%	AA	16				
2025/08/21	0.848	Sell_Panda_ST	Sell_Panda_ST	74.89%	75	Research	170	98	Research Defon Sell	8.48%	18.13%	AA	12				
2025/08/22	0.846	No Trade	No Trade	72.83%	60	Research	170	97	Research Defon Sell	8.25%	15.81%	AA	10				



-2.240										87.535		-39.080	
Date	Price or Relative Price	Short_Term_ Radar	Medium_ Term_Radar	Caterpillar_ %	Wise_ Owl(Rnk)	324_Factor	Factor_324	Defcon _Index	Defcon _Index_Trade	Margin of Safety	75_Day_Mom	Trade_Rating (Guidance)	Trendsum
2025/07/01	1.595	No Trade	No Trade	23.18%	0	Absolutely No	0	99	Research Defon Sell	3.45%	24.32%	C	29
2025/07/02	1.601	No Trade	No Trade	25.21%	0	Absolutely No	0	99	Research Defon Sell	3.75%	22.24%	C	30
2025/07/03	1.610	No Trade	No Trade	28.56%	30	Absolutely No	0	100	Research Defon Sell	4.25%	24.02%	C	31
2025/07/04	1.610	No Trade	No Trade	27.98%	0	Absolutely No	0	100	Research Defon Sell	4.17%	24.61%	C	30
2025/07/07	1.655	No Trade	No Trade	45.84%	30	Absolutely No	0	100	Research Defon Sell	6.83%	28.07%	C	32
2025/07/08	1.648	No Trade	No Trade	42.16%	30	Absolutely No	0	100	Research Defon Sell	6.28%	27.67%	C	35
2025/07/09	1.651	No Trade	No Trade	42.94%	30	Absolutely No	0	100	Research Defon Sell	6.39%	26.38%	C	36
2025/07/10	1.727	No Trade	No Trade	74.95%	50	Research	85	100	Research Defon Sell	11.16%	31.24%	A	37
2025/07/11	1.726	No Trade	No Trade	74.22%	50	Research	85	100	Research Defon Sell	11.05%	31.37%	A	38
2025/07/14	1.716	No Trade	No Trade	68.02%	50	Research	85	99	Research Defon Sell	10.13%	32.55%	A	38
2025/07/15	1.723	No Trade	No Trade	70.40%	50	Research	85	100	Research Defon Sell	10.48%	35.60%	A	40
2025/07/16	1.744	No Trade	No Trade	78.85%	50	Research	85	100	Research Defon Sell	11.74%	35.94%	A	42
2025/07/17	1.787	No Trade	No Trade	96.41%	60	Research	85	100	Research Defon Sell	14.36%	35.89%	A	43
2025/07/18	1.759	No Trade	No Trade	83.87%	50	Research	85	98	Research Defon Sell	12.49%	32.03%	B	43
2025/07/21	1.777	No Trade	No Trade	89.83%	60	Research	85	99	Research Defon Sell	13.38%	33.57%	A	42
2025/07/21	1.777	No Trade	No Trade	89.83%	60	Research	85	99	Research Defon Sell	13.38%	40.23%	A	42
2025/07/22	1.741	No Trade	No Trade	73.87%	50	Research	85	97	Research Defon Sell	11.00%	34.69%	B	38
2025/07/23	1.707	Sell_Panda_ST	No Trade	58.43%	50	Research	85	96	Research Defon Sell	8.70%	27.04%	B	32
2025/07/24	1.739	Sell_Panda_ST	No Trade	71.85%	50	Research	85	97	Research Defon Sell	10.70%	28.81%	B	28
2025/07/25	1.732	Sell_Panda_ST	No Trade	68.05%	50	Research	85	97	Research Defon Sell	10.13%	26.99%	B	23
2025/07/28	1.717	Sell_Panda_ST	No Trade	59.96%	50	Research	85	96	Research Defon Sell	8.93%	26.88%	B	19
2025/07/29	1.747	No Trade	No Trade	71.90%	50	Research	85	98	Research Defon Sell	10.71%	28.10%	B	15
2025/07/30	1.825	No Trade	No Trade	100.00%	50	Research	85	100	Research Defon Sell	15.59%	31.77%	A	14
2025/07/31	1.788	No Trade	No Trade	84.34%	50	Research	85	98	Research Defon Sell	13.15%	26.81%	B	15
2025/08/01	1.800	No Trade	No Trade	88.63%	50	Research	85	99	Research Defon Sell	13.82%	28.80%	B	15
2025/08/04	1.781	No Trade	No Trade	78.97%	50	Research	85	98	Research Defon Sell	12.31%	27.88%	B	16
2025/08/05	1.772	No Trade	No Trade	75.03%	50	Research	85	97	Research Defon Sell	11.70%	27.02%	B	14
2025/08/06	1.765	No Trade	No Trade	71.45%	50	Research	85	97	Research Defon Sell	11.14%	27.63%	B	12
2025/08/07	1.761	No Trade	No Trade	69.30%	50	Research	85	96	Research Defon Sell	10.80%	25.17%	B	11
2025/08/08	1.788	No Trade	No Trade	79.62%	50	Research	85	98	Research Defon Sell	12.41%	26.49%	B	9
2025/08/11	1.797	No Trade	No Trade	81.30%	50	Research	85	98	Research Defon Sell	12.67%	27.75%	B	4
2025/08/12	1.785	No Trade	No Trade	76.11%	50	Research	85	98	Research Defon Sell	11.86%	27.52%	B	2
2025/08/13	1.784	No Trade	No Trade	75.00%	50	Research	85	98	Research Defon Sell	11.69%	26.71%	B	-1
2025/08/14	1.780	No Trade	No Trade	73.08%	50	Research	85	98	Research Defon Sell	11.39%	23.46%	B	0
2025/08/15	1.814	No Trade	No Trade	86.07%	50	Research	85	99	Research Defon Sell	13.42%	23.81%	A	2
2025/08/18	1.826	No Trade	No Trade	88.84%	50	Research	85	100	Research Defon Sell	13.85%	24.94%	A	5
2025/08/19	1.826	No Trade	No Trade	88.26%	50	Research	85	100	Research Defon Sell	13.76%	23.35%	A	9
2025/08/20	1.828	No Trade	No Trade	88.43%	50	Research	85	100	Research Defon Sell	13.78%	24.30%	A	9
2025/08/21	1.824	No Trade	No Trade	86.37%	50	Research	85	100	Research Defon Sell	13.46%	25.56%	A	10
2025/08/22	1.787	No Trade	No Trade	71.15%	50	Research	85	98	Research Defon Sell	11.09%	24.32%	B	9





NSC.NYS

Norfolk Southern Railway

Industrial

Road & Rail

New York

Market Cap : (B)

60 847

CPRT.NAS

Copart

Industrial

Commercial Services & Supplies

New York

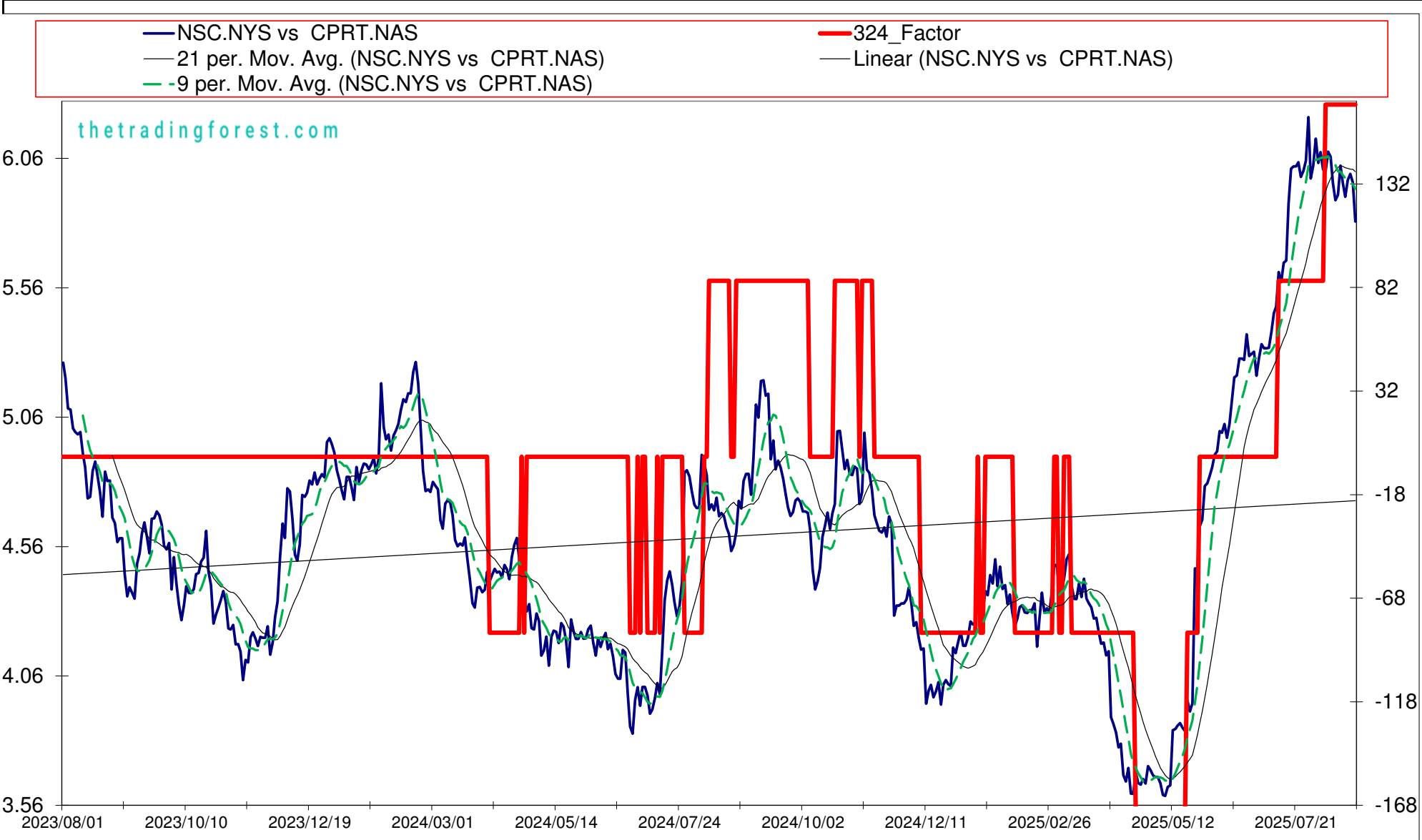
Market Cap : (B)

60 404

Follow the " 3day to 5day waiting period " before entering the trade : understand the Graph, Trend and Variables

Plan your enrty levels. Focus on the process not the outcome. Expect further short-term deviation from the trade signal. "Patience"

-2.31439.094-16.894														
Date	Price or Relative Price	Short_Term_ Radar	Medium_ Term_Radar	Caterpillar_ %	Wise_ Owl(Rnk)	324_Factor	Factor_324	Defcon _Index	Defcon _Index_Trade	Margin of Safety	75_Day_Mom	Trade_Rating (Guidance)	Trendsum	
2025/07/01	5.286	Sell_Panda_ST	No Trade	39.31%	30	Absolutely No	0	98	Research Defon Sell	7.49%	21.41%	C	33	
2025/07/02	5.338	No Trade	No Trade	44.71%	0	Absolutely No	0	99	Research Defon Sell	8.52%	20.99%	C	28	
2025/07/03	5.322	No Trade	No Trade	42.80%	0	Absolutely No	0	99	Research Defon Sell	8.15%	22.05%	C	24	
2025/07/04	5.322	No Trade	No Trade	42.59%	0	Absolutely No	0	99	Research Defon Sell	8.11%	20.09%	C	20	
2025/07/07	5.324	No Trade	No Trade	42.15%	0	Absolutely No	0	99	Research Defon Sell	8.03%	22.25%	C	19	
2025/07/08	5.384	No Trade	No Trade	48.33%	0	Absolutely No	0	100	Research Defon Sell	9.21%	24.16%	C	19	
2025/07/09	5.458	No Trade	No Trade	55.99%	0	Absolutely No	0	100	Research Defon Sell	10.67%	26.32%	C	20	
2025/07/10	5.483	No Trade	No Trade	58.41%	0	Absolutely No	0	100	Research Defon Sell	11.13%	28.17%	C	21	
2025/07/11	5.617	No Trade	No Trade	72.38%	50	Research	85	100	Research Defon Sell	13.79%	31.20%	A	23	
2025/07/14	5.578	No Trade	No Trade	67.59%	50	Research	85	99	Research Defon Sell	12.87%	31.95%	A	25	
2025/07/15	5.653	No Trade	No Trade	75.37%	50	Research	85	100	Research Defon Sell	14.36%	35.23%	A	26	
2025/07/16	5.662	No Trade	No Trade	76.01%	50	Research	85	100	Research Defon Sell	14.48%	35.27%	A	26	
2025/07/17	5.879	No Trade	No Trade	98.91%	50	Research	85	100	Research Defon Sell	18.84%	42.16%	A	27	
2025/07/18	6.017	No Trade	No Trade	100.00%	50	Research	85	100	Research Defon Sell	21.57%	44.94%	A	28	
2025/07/21	6.026	No Trade	No Trade	100.00%	60	Research	85	100	Research Defon Sell	21.62%	54.62%	A	31	
2025/07/21	6.026	No Trade	No Trade	100.00%	60	Research	85	100	Research Defon Sell	21.62%	55.73%	A	33	
2025/07/22	6.041	No Trade	No Trade	100.00%	60	Research	85	100	Research Defon Sell	21.88%	57.44%	A	35	
2025/07/23	5.985	No Trade	No Trade	94.58%	60	Research	85	99	Research Defon Sell	20.70%	58.34%	A	36	
2025/07/24	6.008	No Trade	No Trade	96.52%	60	Research	85	99	Research Defon Sell	21.12%	58.36%	A	36	
2025/07/25	6.048	No Trade	No Trade	99.98%	60	Research	85	100	Research Defon Sell	21.88%	64.66%	A	35	
2025/07/28	6.216	No Trade	No Trade	100.00%	60	Research	85	100	Research Defon Sell	25.12%	70.38%	A	35	
2025/07/29	5.978	No Trade	No Trade	80.81%	50	Research	85	96	Research Defon Sell	20.30%	61.56%	B	32	
2025/07/30	6.029	No Trade	No Trade	84.63%	50	Research	85	97	Research Defon Sell	21.26%	67.38%	B	28	
2025/07/31	6.133	No Trade	No Trade	92.80%	50	Research	85	99	Research Defon Sell	23.31%	70.32%	B	24	
2025/08/01	6.039	No Trade	No Trade	85.14%	50	Research	85	97	Research Defon Sell	21.38%	63.95%	B	21	
2025/08/04	6.080	No Trade	No Trade	87.88%	50	Research	85	98	Research Defon Sell	22.07%	66.96%	B	18	
2025/08/05	6.013	Sell_Panda_ST	No Trade	82.30%	50	Research	85	97	Research Defon Sell	20.67%	65.38%	B	17	
2025/08/06	6.006	Sell_Panda_ST	No Trade	81.58%	75	Research	170	97	Research Defon Sell	20.49%	64.20%	AA	17	
2025/08/07	6.083	No Trade	No Trade	87.50%	90	Research	170	98	Research Defon Sell	21.98%	67.08%	AAA	17	
2025/08/08	6.063	No Trade	No Trade	85.77%	90	Research	170	98	Research Defon Sell	21.54%	63.55%	AAA	14	
2025/08/11	5.961	No Trade	No Trade	77.08%	75	Research	170	96	Research Defon Sell	19.36%	61.49%	AA	9	
2025/08/12	5.895	No Trade	No Trade	71.63%	50	Research	170	0	Absolutely no Trade	17.99%	60.57%	B	5	
2025/08/13	5.915	No Trade	No Trade	73.04%	60	Research	170	95	Research Defon Sell	18.35%	61.36%	A	1	
2025/08/14	6.029	No Trade	No Trade	81.93%	75	Research	170	97	Research Defon Sell	20.58%	64.50%	AA	-4	
2025/08/15	5.963	No Trade	No Trade	76.53%	75	Research	170	96	Research Defon Sell	19.22%	63.78%	AA	-7	
2025/08/18	5.908	No Trade	No Trade	71.60%	60	Research	170	95	Research Defon Sell	17.98%	64.29%	A	-10	
2025/08/19	5.972	No Trade	No Trade	76.55%	75	Research	170	96	Research Defon Sell	19.23%	66.26%	AA	-11	
2025/08/20	5.996	No Trade	No Trade	78.30%	75	Research	170	96	Research Defon Sell	19.66%	65.33%	AA	-13	
2025/08/21	5.964	No Trade	No Trade	75.52%	75	Research	170	96	Research Defon Sell	18.97%	64.16%	AA	-13	
2025/08/22	5.813	No Trade	No Trade	63.37%	50	Research	170	0	Absolutely no Trade	15.92%	51.11%	B	-15	



9 day	9 day	9 vs 21 day	33 day
2025/07/08	Buy_9day	Buy 9 vs 21	Buy 33_Day
2025/07/09	Buy_9day	Buy 9 vs 21	Buy 33_Day
2025/07/10	Buy_9day	Buy 9 vs 21	Buy 33_Day
2025/07/11	Buy_9day	Buy 9 vs 21	Buy 33_Day
2025/07/14	Buy_9day	Buy 9 vs 21	Buy 33_Day
2025/07/15	Buy_9day	Buy 9 vs 21	Buy 33_Day
2025/07/16	Buy_9day	Buy 9 vs 21	Buy 33_Day
2025/07/17	Buy_9day	Buy 9 vs 21	Buy 33_Day
2025/07/18	Buy_9day	Buy 9 vs 21	Buy 33_Day
2025/07/21	Buy_9day	Buy 9 vs 21	Buy 33_Day
2025/07/21	Buy_9day	Buy 9 vs 21	Buy 33_Day
2025/07/22	Buy_9day	Buy 9 vs 21	Buy 33_Day
2025/07/23	Buy_9day	Buy 9 vs 21	Buy 33_Day
2025/07/24	Buy_9day	Buy 9 vs 21	Buy 33_Day
2025/07/25	Buy_9day	Buy 9 vs 21	Buy 33_Day
2025/07/28	Buy_9day	Buy 9 vs 21	Buy 33_Day
2025/07/29	Sell_9day	Buy 9 vs 21	Buy 33_Day
2025/07/30	Sell_9day	Buy 9 vs 21	Buy 33_Day
2025/07/31	Buy_9day	Buy 9 vs 21	Buy 33_Day
2025/08/01	Sell_9day	Buy 9 vs 21	Buy 33_Day
2025/08/04	Buy_9day	Buy 9 vs 21	Buy 33_Day
2025/08/05	Sell_9day	Buy 9 vs 21	Buy 33_Day
2025/08/06	Sell_9day	Buy 9 vs 21	Buy 33_Day
2025/08/07	Buy_9day	Buy 9 vs 21	Buy 33_Day
2025/08/08	Buy_9day	Buy 9 vs 21	Buy 33_Day
2025/08/11	Sell_9day	Buy 9 vs 21	Buy 33_Day
2025/08/12	Sell_9day	Buy 9 vs 21	Buy 33_Day
2025/08/13	Sell_9day	Sell 9 vs 21	Buy 33_Day
2025/08/14	Buy_9day	Sell 9 vs 21	Buy 33_Day
2025/08/15	Sell_9day	Sell 9 vs 21	Buy 33_Day
2025/08/18	Sell_9day	Sell 9 vs 21	Buy 33_Day
2025/08/19	Sell_9day	Sell 9 vs 21	Buy 33_Day
2025/08/20	Buy_9day	Sell 9 vs 21	Buy 33_Day
2025/08/21	Buy_9day	Sell 9 vs 21	Buy 33_Day
2025/08/22	Sell_9day	Sell 9 vs 21	Sell 33_Day

Strategy Universe	Pairs_NYSE_Industrial	Ascendant guidance	Trade	Strategy_Open Date	2025/08/13	Caterpillar Guidance	Trade
						(+) : Mom Days	66
						(-) : Mom Days	0
						Guided : Factor	33 day
						324_Buy Guidance	0.0%
						324_Sell Guidance	93.5%
						Mom_75 (days)	51.1%
						9 vs 21 day	-1.09%
						Price vs 9 day	-2.13%

S  
e  
l  
l

# NVDA.NAS

Nvidia

Technology

Semiconductors

New York

Market Cap : (B) 3 476 356

Follow the " 3day to 5day waiting period " before entering the trade : understand the Graph, Trend and Variables

# TMUS.NAS

T-Mobile US

Media

Wireless Telecommunication Services

New York

Market Cap : (B) 276 521

Plan your enrty levels. Focus on the process not the outcome. Expect further short-term deviation from the trade signal. "Patience"

-1.933														-16.890														8.738													
Date	Price or Relative Price	Short_Term_ Radar	Medium_ Term_Radar	Caterpillar_ %	Wise_ Owl(Rnk)	324_Factor	Factor_324	Defcon _Index	Defcon _Index_Trade	Margin of Safety	75_Day_Mom	Trade_Rating (Guidance)	Trendsum																												
2025/07/01	0.635	No Trade	No Trade	40.13%	0	Research	85	0	Absolutely no Trade	9.57%	42.30%	C	30																												
2025/07/02	0.662	No Trade	No Trade	60.17%	50	Research	85	91	Research Defon Sell	14.35%	39.35%	C	28																												
2025/07/03	0.662	No Trade	No Trade	59.90%	50	Research	85	90	Research Defon Sell	14.29%	44.06%	C	23																												
2025/07/04	0.662	No Trade	No Trade	59.98%	30	Research	85	91	Research Defon Sell	14.31%	49.50%	C	20																												
2025/07/07	0.666	No Trade	No Trade	63.17%	30	Research	85	91	Research Defon Sell	15.07%	46.90%	C	19																												
2025/07/08	0.678	No Trade	No Trade	72.05%	50	Research	85	93	Research Defon Sell	17.19%	47.03%	B	20																												
2025/07/09	0.701	No Trade	No Trade	88.86%	50	Research	85	95	Research Defon Sell	21.20%	52.40%	B	21																												
2025/07/10	0.719	No Trade	No Trade	100.00%	50	Research	85	97	Research Defon Sell	24.35%	53.41%	B	21																												
2025/07/11	0.724	No Trade	No Trade	100.00%	50	Research	85	97	Research Defon Sell	25.21%	67.09%	B	21																												
2025/07/14	0.719	No Trade	No Trade	96.85%	50	Research	85	97	Research Defon Sell	24.41%	73.14%	B	23																												
2025/07/15	0.755	No Trade	No Trade	100.00%	50	Research	85	99	Research Defon Sell	30.68%	82.44%	A	25																												
2025/07/16	0.749	No Trade	No Trade	96.66%	50	Research	85	99	Research Defon Sell	29.66%	84.37%	B	27																												
2025/07/17	0.762	No Trade	No Trade	100.00%	50	Research	85	100	Research Defon Sell	31.90%	85.78%	A	28																												
2025/07/18	0.759	No Trade	No Trade	98.33%	50	Research	85	99	Research Defon Sell	31.37%	81.81%	A	28																												
2025/07/21	0.737	No Trade	No Trade	86.56%	50	Research	85	97	Research Defon Sell	27.61%	93.88%	B	28																												
2025/07/21	0.737	No Trade	No Trade	86.56%	50	Research	85	97	Research Defon Sell	27.61%	93.82%	B	27																												
2025/07/22	0.716	Sell_Panda_ST	No Trade	75.42%	30	Research	85	0	Absolutely no Trade	24.06%	80.91%	C	22																												
2025/07/23	0.730	Sell_Panda_ST	No Trade	83.06%	50	Research	85	96	Research Defon Sell	26.50%	86.72%	B	18																												
2025/07/24	0.702	Sell_Panda_ST	Sell_Panda_ST	67.88%	0	Research	85	0	Absolutely no Trade	21.65%	56.51%	C	14																												
2025/07/25	0.712	No Trade	No Trade	73.59%	0	Research	85	0	Absolutely no Trade	23.48%	69.61%	C	10																												
2025/07/28	0.742	No Trade	No Trade	89.92%	50	Research	85	97	Research Defon Sell	28.69%	73.03%	B	6																												
2025/07/29	0.734	No Trade	No Trade	85.39%	50	Research	85	96	Research Defon Sell	27.24%	74.03%	B	3																												
2025/07/30	0.742	No Trade	No Trade	90.07%	50	Research	85	97	Research Defon Sell	28.73%	76.40%	B	1																												
2025/07/31	0.746	No Trade	No Trade	92.31%	75	Research	170	98	Research Defon Sell	29.45%	85.39%	AA	3																												
2025/08/01	0.732	No Trade	No Trade	84.94%	75	Research	170	96	Research Defon Sell	27.09%	89.09%	AA	5																												
2025/08/04	0.747	No Trade	No Trade	93.02%	75	Research	170	98	Research Defon Sell	29.67%	95.08%	AA	7																												
2025/08/05	0.746	No Trade	No Trade	92.66%	75	Research	170	98	Research Defon Sell	29.56%	88.39%	AA	9																												
2025/08/06	0.750	No Trade	No Trade	94.88%	90	Research	170	98	Research Defon Sell	30.27%	84.76%	AAA	13																												
2025/08/07	0.744	No Trade	No Trade	91.74%	90	Research	170	98	Research Defon Sell	29.26%	56.03%	AAA	15																												
2025/08/08	0.746	No Trade	No Trade	92.71%	90	Research	170	98	Research Defon Sell	29.57%	62.40%	AAA	16																												
2025/08/11	0.732	No Trade	No Trade	85.16%	90	Research	170	96	Research Defon Sell	27.17%	62.11%	AA	12																												
2025/08/12	0.726	No Trade	No Trade	82.22%	75	Research	170	95	Research Defon Sell	26.23%	64.61%	AA	8																												
2025/08/13	0.724	No Trade	No Trade	81.15%	60	Research	170	95	Research Defon Sell	25.89%	60.21%	B	4																												
2025/08/14	0.727	No Trade	No Trade	82.99%	75	Research	170	95	Research Defon Sell	26.47%	58.06%	AA	1																												
2025/08/15	0.709	No Trade	No Trade	72.96%	50	Research	170	0	Absolutely no Trade	23.27%	54.60%	B	-2																												
2025/08/18	0.713	No Trade	No Trade	75.66%	50	Research	170	0	Absolutely no Trade	24.14%	59.44%	B	-5																												
2025/08/19	0.680	No Trade	No Trade	57.69%	0	Research	85	0	Absolutely no Trade	18.40%	46.00%	C	-9																												
2025/08/20	0.677	No Trade	No Trade	56.11%	0	Research	85	0	Absolutely no Trade	17.90%	42.80%	C	-14																												
2025/08/21	0.678	No Trade	No Trade	56.50%	0	Research	85	0	Absolutely no Trade	18.02%	41.67%	C	-18																												
2025/08/22	0.706	No Trade	No Trade	72.21%	30	Research	85	0	Absolutely no Trade	23.03%	38.03%	C	-22																												

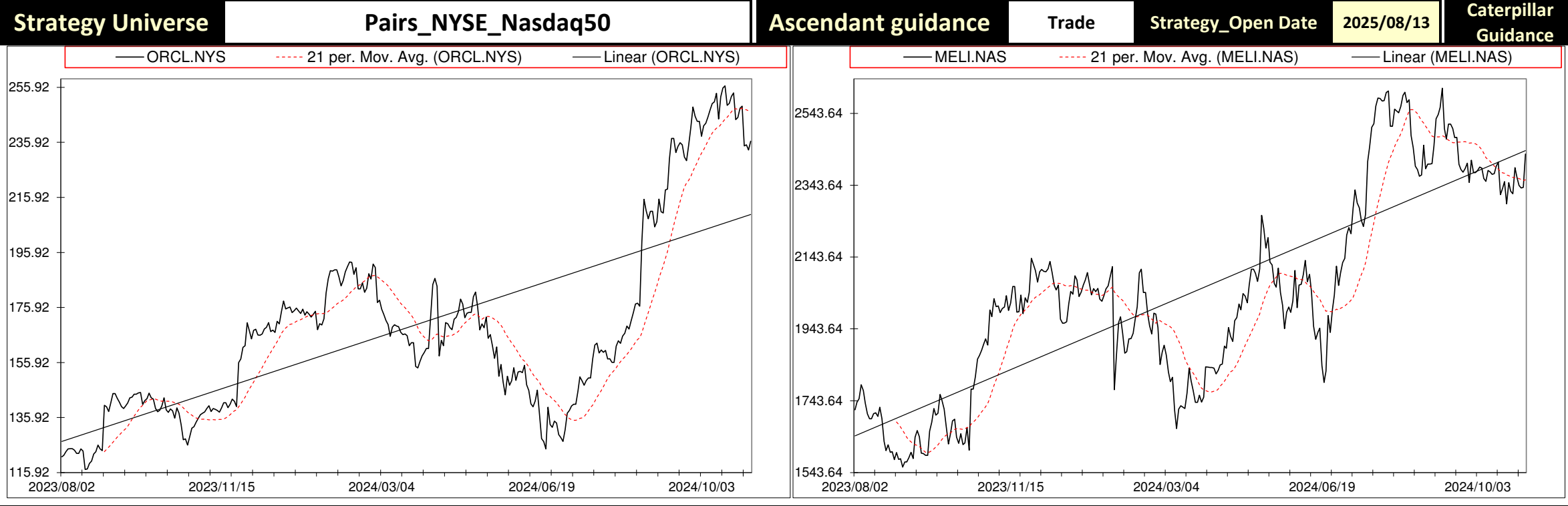








Date	9 day	9 vs 21 day	33 day
2025/07/08	Buy_9day	Buy 9 vs 21	Buy 33_Day
2025/07/09	Buy_9day	Buy 9 vs 21	Buy 33_Day
2025/07/10	Buy_9day	Buy 9 vs 21	Buy 33_Day
2025/07/11	Buy_9day	Buy 9 vs 21	Buy 33_Day
2025/07/14	Buy_9day	Buy 9 vs 21	Buy 33_Day
2025/07/15	Buy_9day	Buy 9 vs 21	Buy 33_Day
2025/07/16	Buy_9day	Buy 9 vs 21	Buy 33_Day
2025/07/17	Buy_9day	Buy 9 vs 21	Buy 33_Day
2025/07/18	Buy_9day	Buy 9 vs 21	Buy 33_Day
2025/07/21	Buy_9day	Buy 9 vs 21	Buy 33_Day
2025/07/21	Buy_9day	Buy 9 vs 21	Buy 33_Day
2025/07/22	Sell_9day	Buy 9 vs 21	Buy 33_Day
2025/07/23	Buy_9day	Buy 9 vs 21	Buy 33_Day
2025/07/24	Buy_9day	Buy 9 vs 21	Buy 33_Day
2025/07/25	Buy_9day	Buy 9 vs 21	Buy 33_Day
2025/07/28	Buy_9day	Buy 9 vs 21	Buy 33_Day
2025/07/29	Buy_9day	Buy 9 vs 21	Buy 33_Day
2025/07/30	Buy_9day	Buy 9 vs 21	Buy 33_Day
2025/07/31	Buy_9day	Buy 9 vs 21	Buy 33_Day
2025/08/01	Sell_9day	Buy 9 vs 21	Buy 33_Day
2025/08/04	Buy_9day	Buy 9 vs 21	Buy 33_Day
2025/08/05	Buy_9day	Buy 9 vs 21	Buy 33_Day
2025/08/06	Buy_9day	Buy 9 vs 21	Buy 33_Day
2025/08/07	Buy_9day	Buy 9 vs 21	Buy 33_Day
2025/08/08	Buy_9day	Buy 9 vs 21	Buy 33_Day
2025/08/11	Buy_9day	Buy 9 vs 21	Buy 33_Day
2025/08/12	Buy_9day	Buy 9 vs 21	Buy 33_Day
2025/08/13	Sell_9day	Buy 9 vs 21	Buy 33_Day
2025/08/14	Sell_9day	Buy 9 vs 21	Buy 33_Day
2025/08/15	Sell_9day	Buy 9 vs 21	Buy 33_Day
2025/08/18	Sell_9day	Buy 9 vs 21	Buy 33_Day
2025/08/19	Sell_9day	Buy 9 vs 21	Sell 33_Day
2025/08/20	Sell_9day	Sell 9 vs 21	Sell 33_Day
2025/08/21	Sell_9day	Sell 9 vs 21	Sell 33_Day
2025/08/22	Sell_9day	Sell 9 vs 21	Sell 33_Day



Caterpillar Guidance	Trade
(+) : Mom Days	52
(-) : Mom Days	0
Guided : Factor	33 day
324_Buy Guidance	0.0%
324_Sell Guidance	87.9%
Mom_75 (days)	54.9%
9 vs 21 day	-1.84%
Price vs 9 day	-5.42%

S  
e  
|  
|

ORCL.NYS

Oracle Corporation

Technology

Software

New York

Market Cap : (B)

532 848

TYL.NYS

Tyler Technologies

Technology

Software

New York

Market Cap : (B)

26 068

Follow the " 3day to 5day waiting period " before entering the trade : understand the Graph, Trend and Variables

Plan your enrty levels. Focus on the process not the outcome. Expect further short-term deviation from the trade signal. "Patience"

Date	Price or Relative Price	Short_Term_ Radar	Medium_ Term_Radar	Caterpillar_ %	Wise_ Owl(Rnk)	324_Factor	Factor_324	Defcon _Index	Defcon _Index_Trade	Margin of Safety	75_Day_Mom	Trade_Rating (Guidance)	Trendsum
2025/07/01	0.371	No Trade	No Trade	23.84%	0	Absolutely No	0	100	Research Defon Sell	9.17%	39.08%	C	14
2025/07/02	0.394	No Trade	No Trade	41.47%	0	Absolutely No	0	100	Research Defon Sell	15.95%	48.86%	C	16
2025/07/03	0.402	No Trade	No Trade	47.89%	0	Absolutely No	0	100	Research Defon Sell	18.15%	50.05%	C	18
2025/07/04	0.402	No Trade	No Trade	48.78%	0	Absolutely No	0	100	Research Defon Sell	18.06%	54.66%	C	20
2025/07/07	0.394	No Trade	No Trade	43.40%	0	Absolutely No	0	98	Research Defon Sell	15.36%	49.34%	C	22
2025/07/08	0.401	No Trade	No Trade	48.91%	0	Absolutely No	0	100	Research Defon Sell	17.31%	49.33%	C	22
2025/07/09	0.407	No Trade	No Trade	54.74%	0	Absolutely No	0	100	Research Defon Sell	19.11%	51.54%	C	23
2025/07/10	0.420	No Trade	No Trade	64.89%	50	Research	85	100	Research Defon Sell	22.65%	55.67%	A	24
2025/07/11	0.418	No Trade	No Trade	63.06%	50	Research	85	100	Research Defon Sell	22.01%	63.21%	A	25
2025/07/14	0.408	No Trade	No Trade	53.77%	50	Research	85	97	Research Defon Sell	18.77%	61.73%	B	26
2025/07/15	0.425	No Trade	No Trade	71.23%	50	Research	85	100	Research Defon Sell	23.60%	74.68%	A	27
2025/07/16	0.432	No Trade	No Trade	77.45%	50	Research	85	100	Research Defon Sell	25.66%	79.61%	A	27
2025/07/17	0.443	No Trade	No Trade	89.90%	50	Research	85	100	Research Defon Sell	28.85%	82.52%	A	29
2025/07/18	0.435	No Trade	No Trade	82.11%	50	Research	85	98	Research Defon Sell	26.35%	73.48%	B	32
2025/07/21	0.435	No Trade	No Trade	81.21%	50	Research	85	98	Research Defon Sell	26.06%	80.53%	B	35
2025/07/21	0.435	No Trade	No Trade	81.21%	50	Research	85	98	Research Defon Sell	26.06%	82.48%	B	35
2025/07/22	0.421	No Trade	No Trade	68.81%	50	Research	85	95	Research Defon Sell	22.08%	77.33%	B	31
2025/07/23	0.431	No Trade	No Trade	77.58%	50	Research	85	97	Research Defon Sell	24.90%	80.80%	B	27
2025/07/24	0.434	No Trade	No Trade	79.28%	50	Research	85	98	Research Defon Sell	25.44%	75.41%	B	23
2025/07/25	0.440	No Trade	No Trade	94.69%	50	Research	85	99	Research Defon Sell	27.32%	84.19%	A	20
2025/07/28	0.445	No Trade	No Trade	98.38%	50	Research	85	100	Research Defon Sell	28.38%	91.23%	A	20
2025/07/29	0.452	No Trade	No Trade	100.00%	50	Research	85	100	Research Defon Sell	30.40%	92.15%	A	21
2025/07/30	0.452	No Trade	No Trade	99.07%	50	Research	85	100	Research Defon Sell	30.11%	95.11%	A	23
2025/07/31	0.434	No Trade	No Trade	82.02%	50	Research	85	96	Research Defon Sell	24.93%	90.46%	B	24
2025/08/01	0.420	Sell_Panda_ST	Sell_Panda_ST	68.57%	30	Research	85	0	Absolutely no Trade	20.84%	86.29%	C	23
2025/08/04	0.419	Sell_Panda_ST	Sell_Panda_ST	66.36%	0	Research	85	0	Absolutely no Trade	20.17%	85.58%	C	19
2025/08/05	0.420	Sell_Panda_ST	Sell_Panda_ST	67.25%	0	Research	85	0	Absolutely no Trade	20.44%	81.98%	C	15
2025/08/06	0.419	No Trade	No Trade	66.14%	0	Research	85	0	Absolutely no Trade	20.10%	61.71%	C	11
2025/08/07	0.416	No Trade	No Trade	62.42%	0	Research	85	0	Absolutely no Trade	18.97%	57.41%	C	5
2025/08/08	0.421	No Trade	No Trade	67.03%	50	Research	170	0	Absolutely no Trade	20.37%	56.62%	B	0
2025/08/11	0.433	No Trade	No Trade	77.27%	75	Research	170	96	Research Defon Sell	23.49%	64.10%	AA	-5
2025/08/12	0.450	No Trade	No Trade	93.52%	75	Research	170	99	Research Defon Sell	28.43%	73.80%	AA	-6
2025/08/13	0.421	No Trade	No Trade	65.67%	50	Research	170	0	Absolutely no Trade	19.96%	56.06%	B	-5
2025/08/14	0.427	No Trade	No Trade	71.52%	50	Research	170	0	Absolutely no Trade	21.74%	55.93%	B	-2
2025/08/15	0.434	No Trade	No Trade	77.51%	75	Research	170	96	Research Defon Sell	23.56%	59.71%	AA	0
2025/08/18	0.439	No Trade	No Trade	80.95%	75	Research	170	97	Research Defon Sell	24.60%	64.13%	AA	0
2025/08/19	0.411	No Trade	No Trade	55.24%	0	Research	85	0	Absolutely no Trade	16.79%	53.62%	C	-3
2025/08/20	0.414	No Trade	No Trade	57.25%	0	Research	85	0	Absolutely no Trade	17.40%	54.98%	C	-7
2025/08/21	0.411	No Trade	No Trade	54.72%	0	Research	85	0	Absolutely no Trade	16.63%	53.33%	C	-12
2025/08/22	0.421	No Trade	No Trade	63.55%	0	Research	85	0	Absolutely no Trade	19.32%	51.43%	C	-15





S  
e  
l  
l

XME.ARC

SPDR S&P Metals & Mining ETF

Mining

ETF\_NYSE\_Price

NYSE

Market Cap : (B)

1 953

Follow the " 3day to 5day waiting period " before entering the trade : understand the Graph, Trend and Variables

XRT.ARC

SPDR S&P Retail ETF

Retail

ETF\_NYSE\_Price

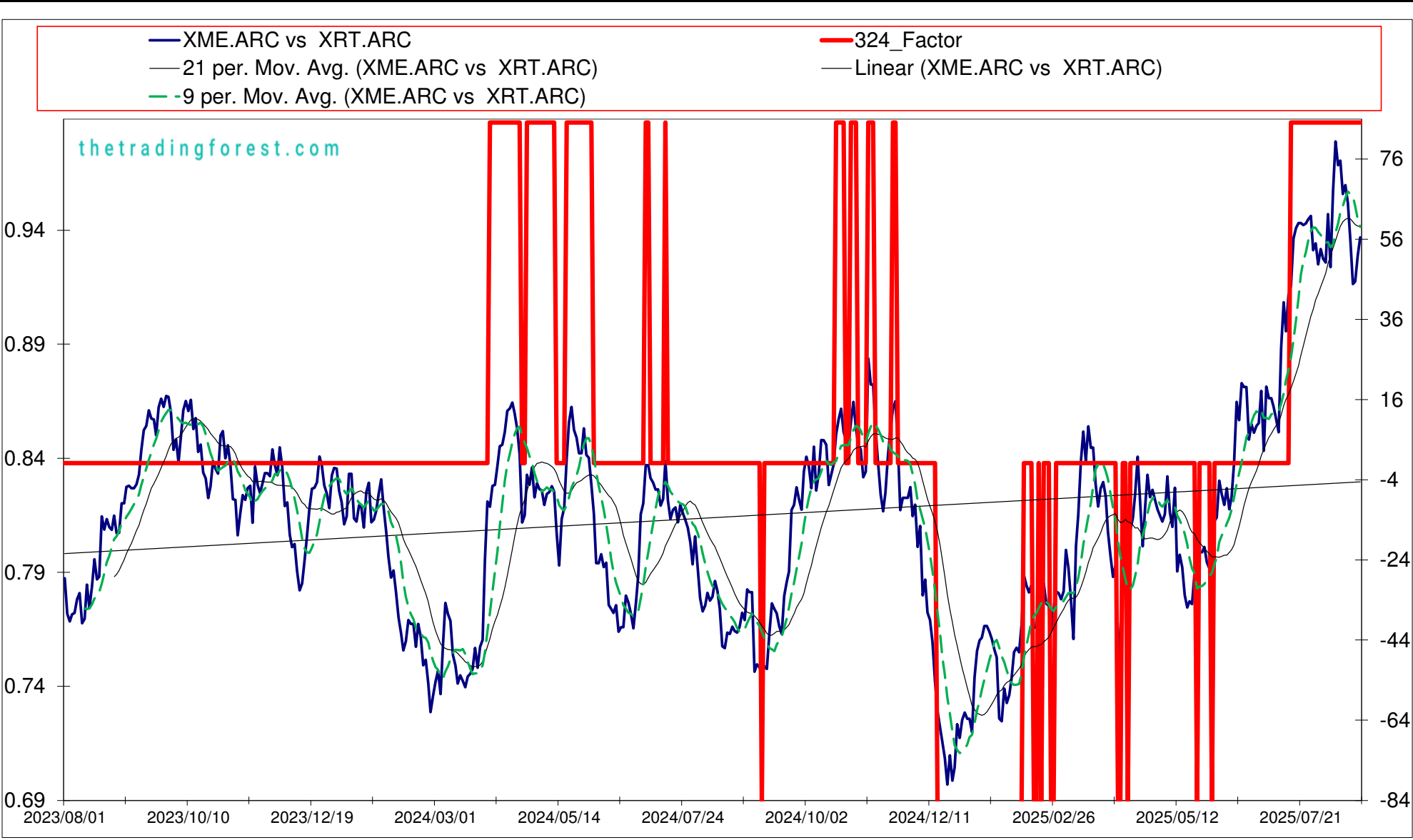
NYSE

Market Cap : (B)

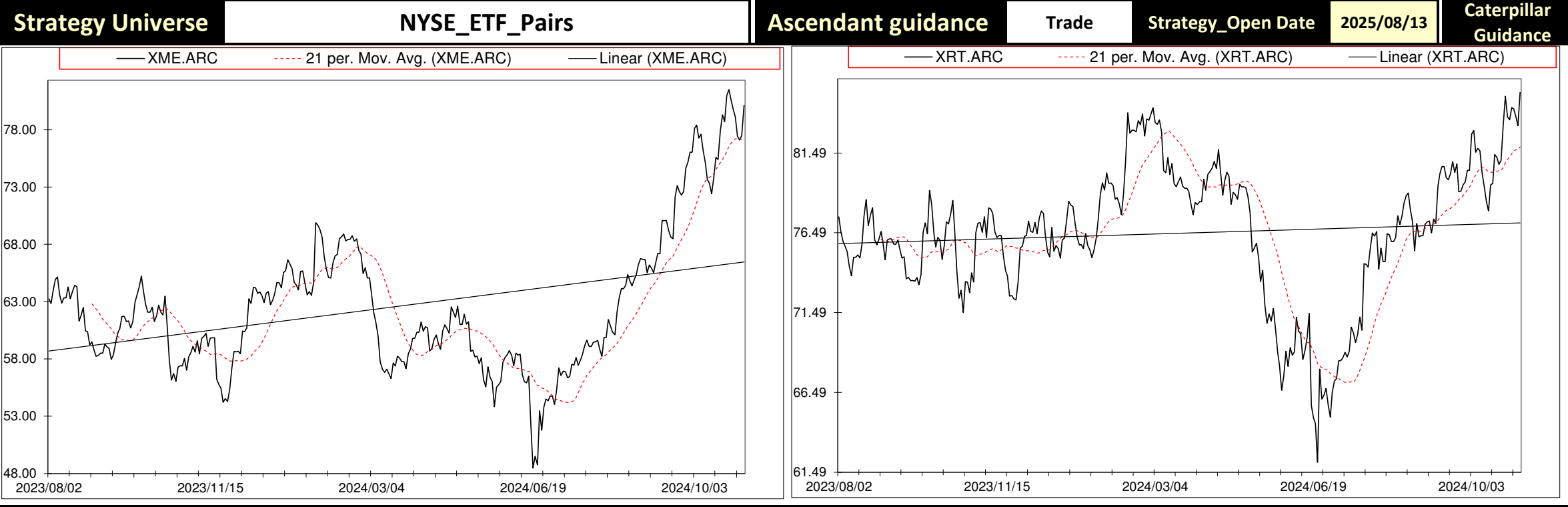
385

Plan your enrty levels. Focus on the process not the outcome. Expect further short-term deviation from the trade signal. "Patience"

Date	Price or Relative Price	Short_Term_ Radar	Medium_ Term_Radar	Caterpillar_ %	Wise_ Owl(Rnk)	324_Factor	Factor_324	Defcon _Index	Defcon _Index_Trade	Margin of Safety	75_Day_Mom	Trade_Rating (Guidance)	Trendsum
2025/07/01	0.846	Sell_Panda_ST	Sell_Panda_ST	2.88%	0	Absolutely No	0	96	Research Defon Sell	-0.41%	0.63%	C	12
2025/07/02	0.874	No Trade	No Trade	23.29%	0	Absolutely No	0	99	Research Defon Sell	2.88%	2.31%	C	11
2025/07/03	0.869	No Trade	No Trade	18.25%	0	Absolutely No	0	98	Research Defon Sell	2.25%	3.28%	C	11
2025/07/04	0.869	No Trade	No Trade	18.08%	0	Absolutely No	0	98	Research Defon Sell	2.23%	1.44%	C	10
2025/07/07	0.865	No Trade	No Trade	13.99%	0	Absolutely No	0	98	Research Defon Sell	1.73%	2.12%	C	9
2025/07/08	0.860	No Trade	No Trade	8.70%	0	Absolutely No	0	97	Research Defon Sell	1.07%	1.47%	C	8
2025/07/09	0.854	No Trade	No Trade	3.01%	0	Absolutely No	0	97	Research Defon Sell	0.37%	2.73%	C	5
2025/07/10	0.891	No Trade	No Trade	38.21%	0	Absolutely No	0	100	Research Defon Sell	4.72%	8.48%	C	5
2025/07/11	0.911	No Trade	No Trade	56.95%	0	Absolutely No	0	100	Research Defon Sell	7.03%	9.85%	C	5
2025/07/14	0.898	No Trade	No Trade	44.27%	0	Absolutely No	0	99	Research Defon Sell	5.47%	7.95%	C	4
2025/07/15	0.914	No Trade	No Trade	59.16%	0	Absolutely No	0	100	Research Defon Sell	7.31%	10.67%	C	4
2025/07/16	0.918	No Trade	No Trade	62.85%	50	Research	85	100	Research Defon Sell	7.76%	13.32%	C	7
2025/07/17	0.939	No Trade	No Trade	82.41%	50	Research	85	100	Research Defon Sell	10.18%	17.39%	A	11
2025/07/18	0.944	No Trade	No Trade	86.54%	50	Research	85	100	Research Defon Sell	10.69%	19.34%	A	14
2025/07/21	0.946	No Trade	No Trade	88.11%	50	Research	85	100	Research Defon Sell	10.88%	18.88%	A	17
2025/07/21	0.946	No Trade	No Trade	88.11%	50	Research	85	100	Research Defon Sell	10.88%	26.61%	A	22
2025/07/22	0.945	No Trade	No Trade	87.05%	50	Research	85	100	Research Defon Sell	10.75%	23.19%	A	23
2025/07/23	0.946	No Trade	No Trade	87.58%	50	Research	85	100	Research Defon Sell	10.82%	20.51%	A	24
2025/07/24	0.948	No Trade	No Trade	89.20%	50	Research	85	100	Research Defon Sell	11.02%	20.41%	A	24
2025/07/25	0.949	No Trade	No Trade	90.32%	50	Research	85	100	Research Defon Sell	11.16%	21.11%	A	25
2025/07/28	0.934	Sell_Panda_ST	No Trade	79.51%	50	Research	85	98	Research Defon Sell	9.32%	15.11%	B	24
2025/07/29	0.937	Sell_Panda_ST	No Trade	85.88%	50	Research	85	99	Research Defon Sell	9.65%	14.76%	C	22
2025/07/30	0.928	Sell_Panda_ST	No Trade	76.06%	50	Research	85	98	Research Defon Sell	8.55%	12.15%	C	20
2025/07/31	0.934	Sell_Panda_ST	No Trade	82.93%	50	Research	85	98	Research Defon Sell	9.32%	10.80%	C	16
2025/08/01	0.930	Sell_Panda_ST	No Trade	78.18%	50	Research	85	98	Research Defon Sell	8.79%	13.02%	C	12
2025/08/04	0.929	No Trade	No Trade	75.94%	50	Research	85	98	Research Defon Sell	8.53%	15.47%	B	11
2025/08/05	0.950	No Trade	No Trade	97.78%	50	Research	85	100	Research Defon Sell	10.99%	15.56%	A	11
2025/08/06	0.927	No Trade	No Trade	73.45%	50	Research	85	98	Research Defon Sell	8.25%	10.89%	C	10
2025/08/07	0.960	No Trade	No Trade	100.00%	50	Research	85	100	Research Defon Sell	12.11%	16.24%	A	8
2025/08/08	0.982	No Trade	No Trade	100.00%	50	Research	85	100	Research Defon Sell	14.65%	18.43%	A	7
2025/08/11	0.971	No Trade	No Trade	91.21%	50	Research	85	99	Research Defon Sell	13.36%	17.82%	B	8
2025/08/12	0.973	No Trade	No Trade	92.61%	50	Research	85	99	Research Defon Sell	13.57%	18.65%	A	8
2025/08/13	0.959	No Trade	No Trade	80.82%	50	Research	85	98	Research Defon Sell	11.84%	17.27%	B	8
2025/08/14	0.963	No Trade	No Trade	83.77%	50	Research	85	98	Research Defon Sell	12.27%	18.10%	B	6
2025/08/15	0.955	No Trade	No Trade	77.36%	50	Research	85	97	Research Defon Sell	11.33%	16.68%	B	4
2025/08/18	0.938	No Trade	No Trade	63.81%	50	Research	85	96	Research Defon Sell	9.35%	12.39%	C	2
2025/08/19	0.919	No Trade	No Trade	48.51%	0	Research	85	0	Absolutely no Trade	7.11%	12.23%	C	-2
2025/08/20	0.920	No Trade	No Trade	49.23%	0	Research	85	0	Absolutely no Trade	7.21%	13.24%	C	-6
2025/08/21	0.931	No Trade	No Trade	58.00%	0	Research	85	0	Absolutely no Trade	8.50%	12.26%	C	-9
2025/08/22	0.940	No Trade	No Trade	64.31%	50	Research	85	96	Research Defon Sell	9.42%	18.46%	B	-11



Date	9 day	9 vs 21 day	33 day
2025/07/08	Sell_9day	Buy 9 vs 21	Buy 33_Day
2025/07/09	Sell_9day	Buy 9 vs 21	Buy 33_Day
2025/07/10	Buy_9day	Buy 9 vs 21	Buy 33_Day
2025/07/11	Buy_9day	Buy 9 vs 21	Buy 33_Day
2025/07/14	Buy_9day	Buy 9 vs 21	Buy 33_Day
2025/07/15	Buy_9day	Buy 9 vs 21	Buy 33_Day
2025/07/16	Buy_9day	Buy 9 vs 21	Buy 33_Day
2025/07/17	Buy_9day	Buy 9 vs 21	Buy 33_Day
2025/07/18	Buy_9day	Buy 9 vs 21	Buy 33_Day
2025/07/21	Buy_9day	Buy 9 vs 21	Buy 33_Day
2025/07/21	Buy_9day	Buy 9 vs 21	Buy 33_Day
2025/07/22	Buy_9day	Buy 9 vs 21	Buy 33_Day
2025/07/23	Buy_9day	Buy 9 vs 21	Buy 33_Day
2025/07/24	Buy_9day	Buy 9 vs 21	Buy 33_Day
2025/07/25	Buy_9day	Buy 9 vs 21	Buy 33_Day
2025/07/28	Sell_9day	Buy 9 vs 21	Buy 33_Day
2025/07/29	Sell_9day	Buy 9 vs 21	Buy 33_Day
2025/07/30	Sell_9day	Buy 9 vs 21	Buy 33_Day
2025/07/31	Sell_9day	Buy 9 vs 21	Buy 33_Day
2025/08/01	Sell_9day	Buy 9 vs 21	Buy 33_Day
2025/08/04	Sell_9day	Buy 9 vs 21	Buy 33_Day
2025/08/05	Buy_9day	Buy 9 vs 21	Buy 33_Day
2025/08/06	Sell_9day	Buy 9 vs 21	Buy 33_Day
2025/08/07	Buy_9day	Buy 9 vs 21	Buy 33_Day
2025/08/08	Buy_9day	Buy 9 vs 21	Buy 33_Day
2025/08/11	Buy_9day	Buy 9 vs 21	Buy 33_Day
2025/08/12	Buy_9day	Buy 9 vs 21	Buy 33_Day
2025/08/13	Buy_9day	Buy 9 vs 21	Buy 33_Day
2025/08/14	Buy_9day	Buy 9 vs 21	Buy 33_Day
2025/08/15	Sell_9day	Buy 9 vs 21	Buy 33_Day
2025/08/18	Sell_9day	Buy 9 vs 21	Buy 33_Day
2025/08/19	Sell_9day	Buy 9 vs 21	Sell 33_Day
2025/08/20	Sell_9day	Buy 9 vs 21	Sell 33_Day
2025/08/21	Sell_9day	Buy 9 vs 21	Sell 33_Day
2025/08/22	Sell_9day	Buy 9 vs 21	Buy 33_Day



Trade	
(+) : Mom Days	60
(-) : Mom Days	0
Guided : Factor	33 day
324_Buy Guidance	0.0%
324_Sell Guidance	95.7%
Mom_75 (days)	18.5%
9 vs 21 day	0.00%
Price vs 9 day	-0.48%

S  
e  
l  
l

C.NYS  
Citigroup  
Financial  
Banks  
New York

Follow the " 3day to 5day waiting period " before entering the trade : understand the Graph, Trend and Variables

Market Cap : (B)  
133 240

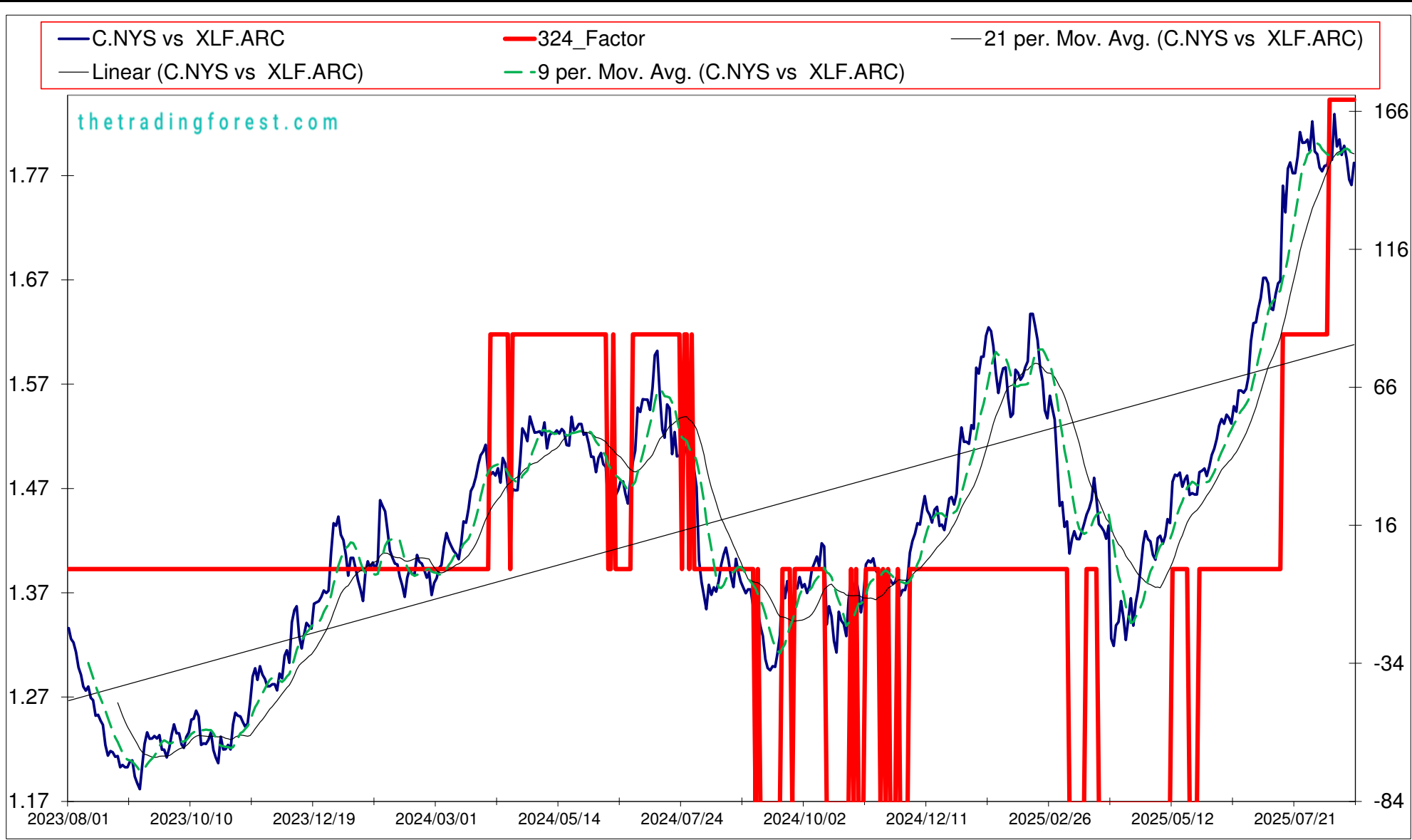
XLF.ARC

SPDR Select Sector Fund - Financial  
Financial  
ETF\_NYSE\_Price  
NYSE

Plan your enrty levels. Focus on the process not the outcome. Expect further short-term deviation from the trade signal. "Patience"

Market Cap : (B)  
51 410

Date	Price or Relative Price	Short_Term_ Radar	Medium_ Term_Radar	Caterpillar_ %	Wise_ Owl(Rnk)	324_Factor	Factor_324	Defcon _Index	Defcon _Index_Trade	Margin of Safety	75_Day_Mom	Trade_Rating (Guidance)	Trendsum
2025/07/01	1.638	No Trade	No Trade	28.61%	30	Absolutely No	0	100	Research Defon Sell	3.94%	15.55%	C	46
2025/07/02	1.649	No Trade	No Trade	33.24%	30	Absolutely No	0	100	Research Defon Sell	4.58%	16.31%	C	47
2025/07/03	1.668	No Trade	No Trade	41.84%	30	Absolutely No	0	100	Research Defon Sell	5.76%	17.07%	C	47
2025/07/04	1.668	No Trade	No Trade	41.60%	30	Absolutely No	0	100	Research Defon Sell	5.73%	16.46%	C	48
2025/07/07	1.663	No Trade	No Trade	38.55%	30	Absolutely No	0	100	Research Defon Sell	5.31%	15.38%	C	47
2025/07/08	1.639	No Trade	No Trade	27.33%	30	Absolutely No	0	98	Research Defon Sell	3.77%	13.28%	C	46
2025/07/09	1.637	No Trade	No Trade	26.30%	30	Absolutely No	0	98	Research Defon Sell	3.62%	12.50%	C	42
2025/07/10	1.652	No Trade	No Trade	32.89%	30	Absolutely No	0	99	Research Defon Sell	4.53%	11.90%	C	38
2025/07/11	1.663	No Trade	No Trade	37.57%	30	Absolutely No	0	100	Research Defon Sell	5.18%	14.15%	C	32
2025/07/14	1.665	No Trade	No Trade	37.94%	0	Absolutely No	0	100	Research Defon Sell	5.23%	16.29%	C	28
2025/07/15	1.756	No Trade	No Trade	79.59%	50	Research	85	100	Research Defon Sell	10.97%	22.90%	A	26
2025/07/16	1.731	No Trade	No Trade	67.60%	50	Research	85	99	Research Defon Sell	9.32%	21.44%	B	26
2025/07/17	1.773	No Trade	No Trade	86.60%	50	Research	85	100	Research Defon Sell	11.93%	25.03%	A	26
2025/07/18	1.779	No Trade	No Trade	89.03%	50	Research	85	100	Research Defon Sell	12.27%	24.33%	A	27
2025/07/21	1.768	No Trade	No Trade	83.63%	50	Research	85	99	Research Defon Sell	11.52%	33.76%	A	29
2025/07/21	1.768	No Trade	No Trade	83.63%	50	Research	85	99	Research Defon Sell	11.52%	34.47%	A	30
2025/07/22	1.784	No Trade	No Trade	90.65%	60	Research	85	100	Research Defon Sell	12.49%	33.68%	A	31
2025/07/23	1.808	No Trade	No Trade	100.00%	60	Research	85	100	Research Defon Sell	13.93%	35.09%	A	32
2025/07/24	1.797	No Trade	No Trade	95.10%	60	Research	85	99	Research Defon Sell	13.25%	32.34%	A	32
2025/07/25	1.798	No Trade	No Trade	94.98%	60	Research	85	99	Research Defon Sell	13.23%	34.00%	A	31
2025/07/28	1.800	No Trade	No Trade	95.48%	50	Research	85	100	Research Defon Sell	13.30%	36.32%	A	30
2025/07/29	1.789	No Trade	No Trade	90.24%	50	Research	85	99	Research Defon Sell	12.57%	33.45%	B	27
2025/07/30	1.818	No Trade	No Trade	100.00%	50	Research	85	100	Research Defon Sell	14.34%	33.59%	A	27
2025/07/31	1.789	No Trade	No Trade	87.11%	50	Research	85	98	Research Defon Sell	12.49%	34.06%	B	28
2025/08/01	1.787	No Trade	No Trade	85.73%	50	Research	85	98	Research Defon Sell	12.29%	31.77%	B	29
2025/08/04	1.774	Sell_Panda_ST	No Trade	79.44%	50	Research	85	98	Research Defon Sell	11.39%	29.60%	B	27
2025/08/05	1.770	Sell_Panda_ST	No Trade	77.62%	50	Research	85	97	Research Defon Sell	11.13%	27.41%	B	22
2025/08/06	1.775	Sell_Panda_ST	No Trade	79.64%	50	Research	85	98	Research Defon Sell	11.42%	25.68%	B	16
2025/08/07	1.776	No Trade	No Trade	79.65%	50	Research	85	98	Research Defon Sell	11.42%	24.62%	B	11
2025/08/08	1.788	No Trade	No Trade	84.88%	75	Research	170	98	Research Defon Sell	12.17%	26.17%	AA	8
2025/08/11	1.781	No Trade	No Trade	80.93%	75	Research	170	98	Research Defon Sell	11.60%	25.84%	AA	6
2025/08/12	1.825	No Trade	No Trade	99.92%	75	Research	170	100	Research Defon Sell	14.33%	30.14%	AA	8
2025/08/13	1.794	No Trade	No Trade	86.12%	75	Research	170	98	Research Defon Sell	12.35%	28.35%	AA	10
2025/08/14	1.801	No Trade	No Trade	88.87%	90	Research	170	99	Research Defon Sell	12.74%	26.94%	AAA	13
2025/08/15	1.786	No Trade	No Trade	82.14%	75	Research	170	98	Research Defon Sell	11.78%	25.71%	AA	16
2025/08/18	1.795	No Trade	No Trade	85.25%	90	Research	170	98	Research Defon Sell	12.22%	27.00%	AAA	15
2025/08/19	1.782	Sell_Panda_ST	Sell_Panda_ST	79.54%	75	Research	170	98	Research Defon Sell	11.40%	25.45%	AA	14
2025/08/20	1.762	No Trade	No Trade	70.64%	60	Research	170	97	Research Defon Sell	10.13%	22.65%	A	10
2025/08/21	1.757	No Trade	No Trade	68.09%	60	Research	170	96	Research Defon Sell	9.76%	22.60%	A	4
2025/08/22	1.778	No Trade	No Trade	77.15%	75	Research	170	97	Research Defon Sell	11.06%	20.76%	AA	-2



Date	9 day	9 vs 21 day	33 day
2025/07/08	Sell_9day	Buy 9 vs 21	Buy 33_Day
2025/07/09	Sell_9day	Buy 9 vs 21	Buy 33_Day
2025/07/10	Buy_9day	Buy 9 vs 21	Buy 33_Day
2025/07/11	Buy_9day	Buy 9 vs 21	Buy 33_Day
2025/07/14	Buy_9day	Buy 9 vs 21	Buy 33_Day
2025/07/15	Buy_9day	Buy 9 vs 21	Buy 33_Day
2025/07/16	Buy_9day	Buy 9 vs 21	Buy 33_Day
2025/07/17	Buy_9day	Buy 9 vs 21	Buy 33_Day
2025/07/18	Buy_9day	Buy 9 vs 21	Buy 33_Day
2025/07/21	Buy_9day	Buy 9 vs 21	Buy 33_Day
2025/07/21	Buy_9day	Buy 9 vs 21	Buy 33_Day
2025/07/22	Buy_9day	Buy 9 vs 21	Buy 33_Day
2025/07/23	Buy_9day	Buy 9 vs 21	Buy 33_Day
2025/07/24	Buy_9day	Buy 9 vs 21	Buy 33_Day
2025/07/25	Buy_9day	Buy 9 vs 21	Buy 33_Day
2025/07/28	Buy_9day	Buy 9 vs 21	Buy 33_Day
2025/07/29	Buy_9day	Buy 9 vs 21	Buy 33_Day
2025/07/30	Buy_9day	Buy 9 vs 21	Buy 33_Day
2025/07/31	Sell_9day	Buy 9 vs 21	Buy 33_Day
2025/08/01	Sell_9day	Buy 9 vs 21	Buy 33_Day
2025/08/04	Sell_9day	Buy 9 vs 21	Buy 33_Day
2025/08/05	Sell_9day	Buy 9 vs 21	Buy 33_Day
2025/08/06	Sell_9day	Buy 9 vs 21	Buy 33_Day
2025/08/07	Sell_9day	Buy 9 vs 21	Buy 33_Day
2025/08/08	Buy_9day	Buy 9 vs 21	Buy 33_Day
2025/08/11	Sell_9day	Buy 9 vs 21	Buy 33_Day
2025/08/12	Buy_9day	Buy 9 vs 21	Buy 33_Day
2025/08/13	Buy_9day	Sell 9 vs 21	Buy 33_Day
2025/08/14	Buy_9day	Sell 9 vs 21	Buy 33_Day
2025/08/15	Sell_9day	Sell 9 vs 21	Buy 33_Day
2025/08/18	Buy_9day	Buy 9 vs 21	Buy 33_Day
2025/08/19	Sell_9day	Buy 9 vs 21	Buy 33_Day
2025/08/20	Sell_9day	Buy 9 vs 21	Sell 33_Day
2025/08/21	Sell_9day	Sell 9 vs 21	Sell 33_Day
2025/08/22	Sell_9day	Sell 9 vs 21	Buy 33_Day

Strategy Universe	Rel vs Share_ETF_Financial	Ascendant guidance	Trade	Strategy_Open Date	2025/08/13	Caterpillar Guidance	Trade
						(+) : Mom Days	75
						(-) : Mom Days	0
						Guided : Factor	66 day
						324_Buy Guidance	0.0%
						324_Sell Guidance	97.4%
						Mom_75 (days)	20.8%
						9 vs 21 day	-0.02%
						Price vs 9 day	-0.47%



S  
e  
l  
l

ADM.NYS

Archer Daniels Midland

Consumer Staples

Food Products

New York

Market Cap : (B)

25 424

CAG.NYS

Conagra Brands

Consumer Staples

Food Products

New York

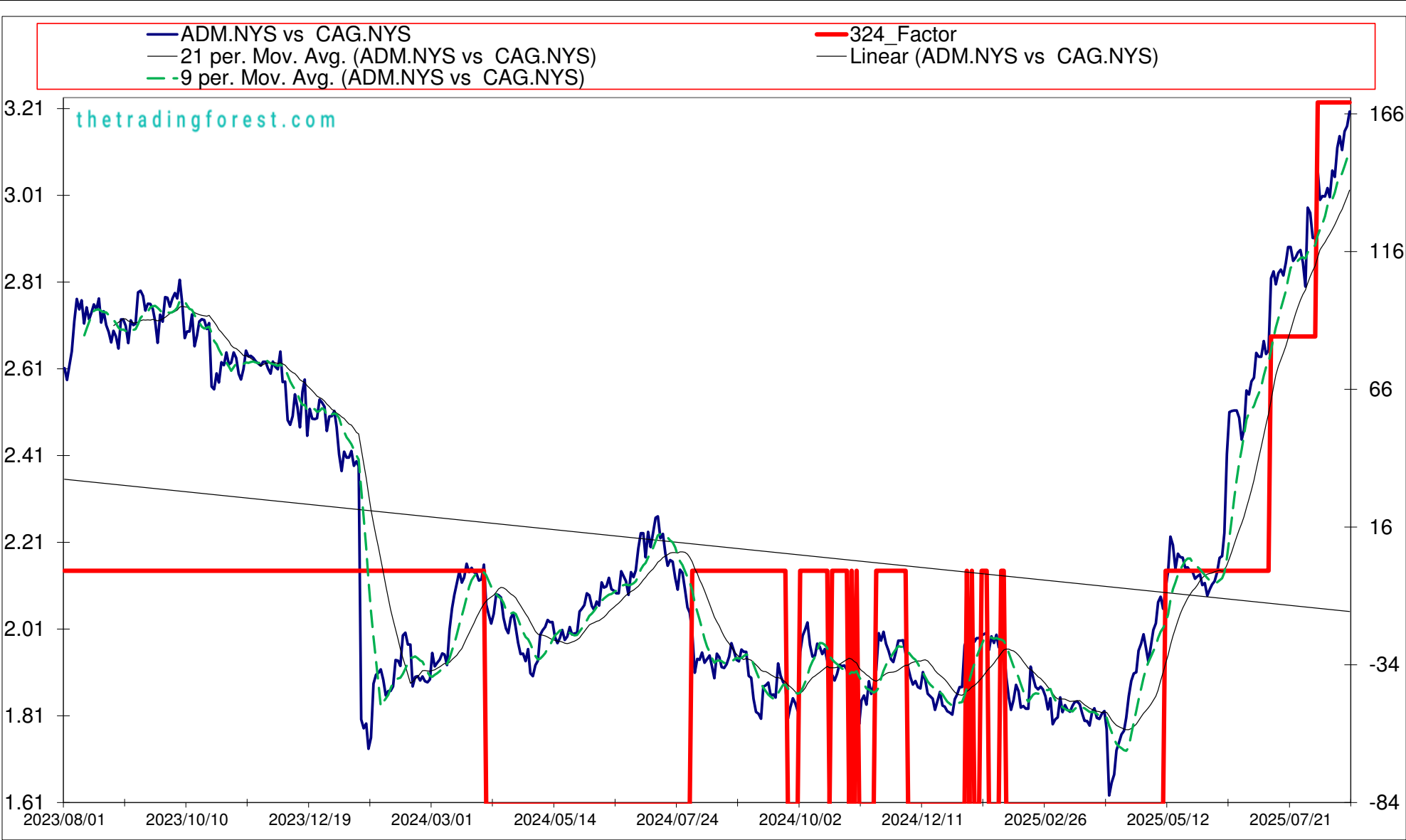
Market Cap : (B)

13 087

Follow the " 3day to 5day waiting period " before entering the trade : understand the Graph, Trend and Variables

Plan your enrty levels. Focus on the process not the outcome. Expect further short-term deviation from the trade signal. "Patience"

Date	Price or Relative Price	Short_Term_ Radar	Medium_ Term_Radar	Caterpillar_ %	Wise_ Owl(Rnk)	324_Factor	Factor_324	Defcon _Index	Defcon _Index_Trade	Margin of Safety	75_Day_Mom	Trade_Rating (Guidance)	Trendsum
2025/07/01	2.587	No Trade	No Trade	42.23%	0	Absolutely No	0	96	Research Defon Sell	10.91%	41.30%	C	17
2025/07/02	2.644	No Trade	No Trade	51.54%	0	Absolutely No	0	97	Research Defon Sell	13.32%	43.76%	C	19
2025/07/03	2.635	No Trade	No Trade	49.76%	0	Absolutely No	0	96	Research Defon Sell	12.86%	43.15%	C	21
2025/07/04	2.635	No Trade	No Trade	51.33%	0	Absolutely No	0	96	Research Defon Sell	12.79%	43.69%	C	24
2025/07/07	2.671	No Trade	No Trade	56.76%	0	Absolutely No	0	97	Research Defon Sell	14.15%	47.42%	C	28
2025/07/08	2.642	No Trade	No Trade	52.38%	30	Absolutely No	0	96	Research Defon Sell	12.82%	47.07%	C	31
2025/07/09	2.650	No Trade	No Trade	53.52%	30	Absolutely No	0	96	Research Defon Sell	13.10%	47.60%	C	33
2025/07/10	2.816	No Trade	No Trade	82.31%	50	Research	85	100	Research Defon Sell	20.14%	57.77%	A	35
2025/07/11	2.832	No Trade	No Trade	84.76%	50	Research	85	100	Research Defon Sell	20.74%	55.95%	A	37
2025/07/14	2.802	No Trade	No Trade	78.69%	50	Research	85	99	Research Defon Sell	19.26%	53.56%	B	39
2025/07/15	2.828	No Trade	No Trade	93.86%	60	Research	85	100	Research Defon Sell	20.30%	56.84%	A	39
2025/07/16	2.836	No Trade	No Trade	95.17%	60	Research	85	100	Research Defon Sell	20.58%	57.55%	A	39
2025/07/17	2.822	No Trade	No Trade	92.14%	60	Research	85	100	Research Defon Sell	19.93%	55.72%	A	40
2025/07/18	2.852	No Trade	No Trade	97.68%	60	Research	85	100	Research Defon Sell	21.13%	56.85%	A	41
2025/07/21	2.888	No Trade	No Trade	100.00%	60	Research	85	100	Research Defon Sell	22.44%	62.58%	A	42
2025/07/21	2.888	No Trade	No Trade	100.00%	60	Research	85	100	Research Defon Sell	22.44%	77.87%	A	43
2025/07/22	2.856	No Trade	No Trade	93.69%	60	Research	85	99	Research Defon Sell	21.03%	72.71%	B	42
2025/07/23	2.864	No Trade	No Trade	94.86%	60	Research	85	99	Research Defon Sell	21.29%	71.26%	A	41
2025/07/24	2.876	No Trade	No Trade	96.75%	60	Research	85	100	Research Defon Sell	21.71%	66.46%	A	37
2025/07/25	2.881	No Trade	No Trade	97.52%	60	Research	85	100	Research Defon Sell	21.89%	65.05%	A	35
2025/07/28	2.852	No Trade	No Trade	91.11%	60	Research	85	99	Research Defon Sell	20.45%	61.64%	B	33
2025/07/29	2.797	Sell_Panda_ST	No Trade	80.39%	50	Research	85	97	Research Defon Sell	18.04%	57.75%	B	28
2025/07/30	2.979	No Trade	No Trade	100.00%	50	Research	85	100	Research Defon Sell	25.66%	65.21%	A	25
2025/07/31	2.967	No Trade	No Trade	97.79%	50	Research	85	100	Research Defon Sell	25.10%	60.16%	A	24
2025/08/01	2.909	No Trade	No Trade	88.01%	50	Research	85	98	Research Defon Sell	22.59%	54.10%	B	22
2025/08/04	2.909	No Trade	No Trade	87.09%	50	Research	85	98	Research Defon Sell	22.35%	52.68%	B	20
2025/08/05	3.065	No Trade	No Trade	100.00%	90	Research	170	100	Research Defon Sell	28.86%	60.63%	AAA	20
2025/08/06	2.997	No Trade	No Trade	89.84%	90	Research	170	98	Research Defon Sell	25.93%	53.10%	AAA	21
2025/08/07	3.006	No Trade	No Trade	90.89%	90	Research	170	98	Research Defon Sell	26.23%	52.31%	AAA	21
2025/08/08	3.005	No Trade	No Trade	90.50%	90	Research	170	98	Research Defon Sell	26.12%	50.58%	AAA	21
2025/08/11	3.024	No Trade	No Trade	92.63%	90	Research	170	99	Research Defon Sell	26.73%	54.07%	AAA	20
2025/08/12	3.003	No Trade	No Trade	89.30%	90	Research	170	98	Research Defon Sell	25.77%	55.41%	AAA	19
2025/08/13	3.065	No Trade	No Trade	97.97%	90	Research	170	100	Research Defon Sell	28.27%	55.74%	AAA	17
2025/08/14	3.050	No Trade	No Trade	95.60%	90	Research	170	100	Research Defon Sell	27.59%	52.08%	AAA	16
2025/08/15	3.117	No Trade	No Trade	100.00%	90	Research	170	100	Research Defon Sell	30.32%	54.27%	AAA	18
2025/08/18	3.144	No Trade	No Trade	100.00%	90	Research	170	100	Research Defon Sell	31.23%	51.92%	AAA	20
2025/08/19	3.112	No Trade	No Trade	95.46%	90	Research	170	99	Research Defon Sell	29.81%	49.47%	AAA	23
2025/08/20	3.155	No Trade	No Trade	100.00%	90	Research	170	100	Research Defon Sell	31.54%	53.57%	AAA	25
2025/08/21	3.167	No Trade	No Trade	100.00%	90	Research	170	100	Research Defon Sell	31.97%	50.67%	AAA	26
2025/08/22	3.200	No Trade	No Trade	100.00%	90	Research	170	100	Research Defon Sell	33.30%	49.50%	AAA	28



Date	9 day	9 vs 21 day	33 day
2025/07/08	Buy_9day	Buy 9 vs 21	Buy 33_Day
2025/07/09	Buy_9day	Buy 9 vs 21	Buy 33_Day
2025/07/10	Buy_9day	Buy 9 vs 21	Buy 33_Day
2025/07/11	Buy_9day	Buy 9 vs 21	Buy 33_Day
2025/07/14	Buy_9day	Buy 9 vs 21	Buy 33_Day
2025/07/15	Buy_9day	Buy 9 vs 21	Buy 33_Day
2025/07/16	Buy_9day	Buy 9 vs 21	Buy 33_Day
2025/07/17	Buy_9day	Buy 9 vs 21	Buy 33_Day
2025/07/18	Buy_9day	Buy 9 vs 21	Buy 33_Day
2025/07/21	Buy_9day	Buy 9 vs 21	Buy 33_Day
2025/07/21	Buy_9day	Buy 9 vs 21	Buy 33_Day
2025/07/22	Buy_9day	Buy 9 vs 21	Buy 33_Day
2025/07/23	Buy_9day	Buy 9 vs 21	Buy 33_Day
2025/07/24	Buy_9day	Buy 9 vs 21	Buy 33_Day
2025/07/25	Buy_9day	Buy 9 vs 21	Buy 33_Day
2025/07/28	Sell_9day	Buy 9 vs 21	Buy 33_Day
2025/07/29	Sell_9day	Buy 9 vs 21	Buy 33_Day
2025/07/30	Buy_9day	Buy 9 vs 21	Buy 33_Day
2025/07/31	Buy_9day	Buy 9 vs 21	Buy 33_Day
2025/08/01	Buy_9day	Buy 9 vs 21	Buy 33_Day
2025/08/04	Buy_9day	Buy 9 vs 21	Buy 33_Day
2025/08/05	Buy_9day	Buy 9 vs 21	Buy 33_Day
2025/08/06	Buy_9day	Buy 9 vs 21	Buy 33_Day
2025/08/07	Buy_9day	Buy 9 vs 21	Buy 33_Day
2025/08/08	Buy_9day	Buy 9 vs 21	Buy 33_Day
2025/08/11	Buy_9day	Buy 9 vs 21	Buy 33_Day
2025/08/12	Buy_9day	Buy 9 vs 21	Buy 33_Day
2025/08/13	Buy_9day	Buy 9 vs 21	Buy 33_Day
2025/08/14	Buy_9day	Buy 9 vs 21	Buy 33_Day
2025/08/15	Buy_9day	Buy 9 vs 21	Buy 33_Day
2025/08/18	Buy_9day	Buy 9 vs 21	Buy 33_Day
2025/08/19	Buy_9day	Buy 9 vs 21	Buy 33_Day
2025/08/20	Buy_9day	Buy 9 vs 21	Buy 33_Day
2025/08/21	Buy_9day	Buy 9 vs 21	Buy 33_Day
2025/08/22	Buy_9day	Buy 9 vs 21	Buy 33_Day

Strategy Universe

Pairs\_NYSE\_Consumer Staples

Ascendant guidance

Research

Strategy\_Open Date

2025/08/13

Caterpillar Guidance

Trade

ADM.NYS

21 per. Mov. Avg. (ADM.NYS)

Linear (ADM.NYS)

CAG.NYS

21 per. Mov. Avg. (CAG.NYS)

Linear (CAG.NYS)

(+) : Mom Days

90

(-) : Mom Days

0

Guided : Factor

66 day

324\_Buy Guidance

0.0%

324\_Sell Guidance

100.0%

Mom\_75 (days)

49.5%

9 vs 21 day

3.09%

Price vs 9 day

2.83%

CI.NYS

Cigna

Health Care

Health Care Providers & Services

New York

Market Cap : (B)

91 359

MOH.NYS

Molina Healthcare

Health Care

Health Care Providers & Services

New York

Market Cap : (B)

16 633

Follow the " 3day to 5day waiting period " before entering the trade : understand the Graph, Trend and Variables

Plan your enrty levels. Focus on the process not the outcome. Expect further short-term deviation from the trade signal. "Patience"

	Price or Date	Short_Term_ Relative Price Radar	Medium_ Term_Radar	Caterpillar_ %	Wise_ Owl(Rnk)	324_Factor	Factor_324	Defcon _Index	Defcon _Index_Trade	Margin of Safety	75_Day_Mom	Trade_Rating (Guidance)	Trendsum	
	2025/07/01	1.092	No Trade	No Trade	55.68%	50	Research	-85	92	Research Defon Sell	-11.74%	8.85%	C	24
	2025/07/02	1.341	No Trade	No Trade	39.97%	50	Research	-85	100	Research Defon Sell	8.31%	32.05%	A	27
	2025/07/03	1.335	No Trade	No Trade	37.37%	50	Research	-85	100	Research Defon Sell	7.77%	33.11%	A	29
	2025/07/04	1.335	No Trade	No Trade	37.06%	50	Research	-85	100	Research Defon Sell	7.70%	31.24%	A	32
	2025/07/07	1.348	No Trade	No Trade	41.43%	50	Research	-85	100	Research Defon Sell	8.61%	32.33%	A	34
	2025/07/08	1.351	No Trade	No Trade	41.98%	50	Research	-85	100	Research Defon Sell	8.73%	32.48%	A	33
	2025/07/09	1.306	No Trade	No Trade	24.39%	30	Absolutely No	0	97	Research Defon Sell	5.07%	27.82%	C	33
	2025/07/10	1.351	No Trade	No Trade	41.49%	50	Research	-85	100	Research Defon Sell	8.62%	31.82%	A	32
	2025/07/11	1.369	No Trade	No Trade	48.13%	50	Research	-85	100	Research Defon Sell	10.01%	37.83%	A	32
	2025/07/14	1.384	No Trade	No Trade	53.10%	50	Research	-85	100	Research Defon Sell	11.04%	37.87%	A	31
	2025/07/15	1.409	No Trade	No Trade	62.46%	0	Absolutely No	0	100	Research Defon Sell	12.98%	39.98%	C	30
	2025/07/16	1.415	No Trade	No Trade	64.52%	30	Absolutely No	0	100	Research Defon Sell	13.41%	41.71%	C	33
	2025/07/17	1.460	No Trade	No Trade	81.51%	30	Absolutely No	0	100	Research Defon Sell	16.94%	44.59%	C	36
	2025/07/18	1.616	No Trade	No Trade	100.00%	50	Absolutely No	0	100	Research Defon Sell	29.34%	59.94%	C	37
	2025/07/21	1.671	No Trade	No Trade	100.00%	50	Absolutely No	0	100	Research Defon Sell	33.48%	74.38%	C	39
	2025/07/21	1.671	No Trade	No Trade	100.00%	50	Absolutely No	0	100	Research Defon Sell	33.48%	79.68%	C	40
	2025/07/22	1.661	No Trade	No Trade	97.43%	50	Absolutely No	0	99	Research Defon Sell	32.62%	79.27%	C	40
	2025/07/23	1.600	No Trade	No Trade	82.58%	50	Research	85	96	Research Defon Sell	27.65%	68.54%	B	39
	2025/07/24	1.858	No Trade	No Trade	100.00%	60	Research	85	100	Research Defon Sell	48.15%	97.44%	A	38
	2025/07/25	1.796	No Trade	No Trade	89.59%	60	Research	85	97	Research Defon Sell	43.14%	88.05%	B	38
	2025/07/28	1.781	No Trade	No Trade	86.57%	60	Research	85	96	Research Defon Sell	41.68%	86.07%	B	37
	2025/07/29	1.814	No Trade	No Trade	91.86%	60	Research	85	98	Research Defon Sell	44.23%	92.07%	B	35
	2025/07/30	1.862	No Trade	No Trade	99.62%	60	Research	85	100	Research Defon Sell	47.96%	90.09%	A	35
	2025/07/31	1.694	No Trade	No Trade	71.68%	30	Research	85	0	Absolutely no Trade	34.51%	70.88%	C	34
	2025/08/01	1.690	Sell_Panda_ST	No Trade	70.97%	30	Research	85	0	Absolutely no Trade	34.17%	64.97%	C	33
	2025/08/04	1.686	Sell_Panda_ST	No Trade	69.71%	30	Research	85	0	Absolutely no Trade	33.56%	60.61%	C	33
	2025/08/05	1.744	Sell_Panda_ST	No Trade	79.14%	30	Research	85	0	Absolutely no Trade	38.10%	71.97%	C	29
	2025/08/06	1.772	No Trade	No Trade	83.64%	50	Research	85	95	Research Defon Sell	40.27%	65.69%	B	25
	2025/08/07	1.748	No Trade	No Trade	79.52%	30	Research	85	0	Absolutely no Trade	38.29%	63.97%	C	22
	2025/08/08	1.752	No Trade	No Trade	79.96%	50	Research	170	0	Absolutely no Trade	38.50%	67.56%	B	18
	2025/08/11	1.801	No Trade	No Trade	87.46%	90	Research	170	97	Research Defon Sell	42.11%	70.81%	AA	17
	2025/08/12	1.783	No Trade	No Trade	84.34%	75	Research	170	96	Research Defon Sell	40.61%	71.46%	AA	18
	2025/08/13	1.781	No Trade	No Trade	83.84%	75	Research	170	96	Research Defon Sell	40.37%	66.33%	AA	18
	2025/08/14	1.819	No Trade	No Trade	89.88%	90	Research	170	98	Research Defon Sell	43.28%	72.81%	AAA	20
	2025/08/15	1.772	No Trade	No Trade	82.11%	90	Research	170	95	Research Defon Sell	39.54%	70.12%	AA	22
	2025/08/18	1.764	No Trade	No Trade	80.18%	50	Research	170	0	Absolutely no Trade	38.60%	67.06%	B	23
	2025/08/19	1.738	Sell_Panda_ST	Sell_Panda_ST	75.79%	50	Research	170	0	Absolutely no Trade	36.49%	69.92%	B	21
	2025/08/20	1.754	No Trade	No Trade	78.34%	50	Research	170	0	Absolutely no Trade	37.72%	71.63%	B	15
	2025/08/21	1.741	No Trade	No Trade	76.04%	50	Research	170	0	Absolutely no Trade	36.61%	68.25%	B	10
	2025/08/22	1.745	No Trade	No Trade	76.43%	50	Research	170	0	Absolutely no Trade	36.80%	81.08%	B	5





S  
e  
l  
l

EFX.NYS

Equifax

Industrial

Professional Services

New York

Market Cap : (B)

31 432

Follow the " 3day to 5day waiting period " before entering the trade : understand the Graph, Trend and Variables

FTV.NYS

Fortive

Industrial

Machinery

New York

Market Cap : (B)

27 208

Plan your enrty levels. Focus on the process not the outcome. Expect further short-term deviation from the trade signal. "Patience"

Date	Price or Relative Price	Short_Term_ Radar	Medium_ Term_Radar	Caterpillar_ %	Wise_ Owl(Rnk)	324_Factor	Factor_324	Defcon _Index	Defcon _Index_Trade	Margin of Safety	75_Day_Mom	Trade_Rating (Guidance)	Trendsum
2025/07/01	4.965	No Trade	No Trade	84.04%	50	Research	85	100	Research Defon Sell	21.46%	50.63%	A	-14
2025/07/02	4.919	No Trade	No Trade	79.38%	50	Research	85	99	Research Defon Sell	20.27%	53.68%	B	-12
2025/07/03	4.935	No Trade	No Trade	80.71%	50	Research	85	99	Research Defon Sell	20.61%	53.52%	A	-11
2025/07/04	4.935	No Trade	No Trade	80.47%	50	Research	85	99	Research Defon Sell	20.55%	55.79%	A	-11
2025/07/07	4.983	No Trade	No Trade	84.31%	50	Research	85	100	Research Defon Sell	21.53%	54.77%	A	-7
2025/07/08	5.003	No Trade	No Trade	86.02%	50	Research	85	100	Research Defon Sell	21.96%	53.43%	A	-5
2025/07/09	5.015	No Trade	No Trade	86.89%	50	Research	85	100	Research Defon Sell	22.19%	53.71%	A	-3
2025/07/10	4.994	No Trade	No Trade	84.71%	50	Research	85	100	Research Defon Sell	21.63%	54.52%	A	1
2025/07/11	4.909	No Trade	No Trade	76.35%	50	Research	85	98	Research Defon Sell	19.50%	52.70%	B	1
2025/07/14	4.996	No Trade	No Trade	83.93%	50	Research	85	100	Research Defon Sell	21.43%	52.84%	A	1
2025/07/15	5.032	No Trade	No Trade	87.13%	50	Research	85	100	Research Defon Sell	22.25%	52.07%	A	3
2025/07/16	5.154	No Trade	No Trade	98.45%	50	Research	85	100	Research Defon Sell	25.14%	54.85%	A	5
2025/07/17	5.099	No Trade	No Trade	93.01%	50	Research	85	99	Research Defon Sell	23.75%	53.68%	B	7
2025/07/18	5.207	No Trade	No Trade	100.00%	50	Research	85	100	Research Defon Sell	26.30%	56.24%	A	9
2025/07/21	5.178	No Trade	No Trade	96.68%	50	Research	85	99	Research Defon Sell	25.43%	51.06%	A	10
2025/07/21	5.178	No Trade	No Trade	96.68%	50	Research	85	99	Research Defon Sell	25.43%	58.08%	A	10
2025/07/22	4.667	No Trade	No Trade	49.42%	0	Research	85	0	Absolutely no Trade	13.00%	44.59%	C	8
2025/07/23	4.810	No Trade	No Trade	62.37%	0	Research	85	0	Absolutely no Trade	16.40%	46.49%	C	7
2025/07/24	4.817	No Trade	No Trade	62.80%	0	Research	85	0	Absolutely no Trade	16.52%	45.44%	C	6
2025/07/25	4.780	No Trade	No Trade	59.13%	0	Research	85	0	Absolutely no Trade	15.55%	40.00%	C	4
2025/07/28	4.701	No Trade	No Trade	51.20%	0	Research	85	0	Absolutely no Trade	13.47%	38.69%	C	1
2025/07/29	4.855	No Trade	No Trade	65.14%	0	Research	85	0	Absolutely no Trade	17.13%	42.86%	C	0
2025/07/30	4.876	No Trade	No Trade	66.85%	0	Research	85	0	Absolutely no Trade	17.58%	42.22%	C	-1
2025/07/31	5.012	No Trade	No Trade	79.11%	50	Research	85	96	Research Defon Sell	20.81%	48.57%	B	0
2025/08/01	5.156	No Trade	No Trade	92.03%	50	Research	85	99	Research Defon Sell	24.20%	52.49%	A	3
2025/08/04	5.151	No Trade	No Trade	90.94%	50	Research	85	99	Research Defon Sell	23.92%	38.70%	B	7
2025/08/05	4.962	No Trade	No Trade	73.39%	50	Research	85	95	Research Defon Sell	19.30%	33.46%	B	10
2025/08/06	5.055	No Trade	No Trade	81.71%	50	Research	85	97	Research Defon Sell	21.49%	35.46%	B	12
2025/08/07	5.098	No Trade	No Trade	85.43%	50	Research	85	98	Research Defon Sell	22.47%	37.00%	B	10
2025/08/08	5.092	No Trade	No Trade	84.57%	50	Research	85	98	Research Defon Sell	22.24%	36.68%	B	8
2025/08/11	5.129	No Trade	No Trade	87.31%	50	Research	85	99	Research Defon Sell	22.96%	37.00%	B	7
2025/08/12	5.058	No Trade	No Trade	80.57%	50	Research	85	97	Research Defon Sell	21.19%	35.49%	B	7
2025/08/13	5.198	No Trade	No Trade	93.14%	50	Research	85	100	Research Defon Sell	24.50%	33.20%	A	8
2025/08/14	5.190	No Trade	No Trade	92.15%	50	Research	85	100	Research Defon Sell	24.24%	32.62%	A	10
2025/08/15	5.144	No Trade	No Trade	87.73%	50	Research	85	99	Research Defon Sell	23.07%	32.52%	B	12
2025/08/18	5.144	No Trade	No Trade	87.07%	50	Research	85	99	Research Defon Sell	22.90%	31.94%	B	15
2025/08/19	5.189	No Trade	No Trade	90.95%	50	Research	85	100	Research Defon Sell	23.92%	32.68%	A	15
2025/08/20	5.170	No Trade	No Trade	88.95%	50	Research	85	99	Research Defon Sell	23.40%	33.13%	A	16
2025/08/21	5.139	No Trade	No Trade	85.97%	50	Research	85	99	Research Defon Sell	22.61%	34.27%	B	14
2025/08/22	5.171	No Trade	No Trade	88.65%	50	Research	85	99	Research Defon Sell	23.32%	37.98%	A	10



S  
e  
l  
l

ELV.NYS

Elevance Health

Health Care

Health Care Providers & Services

New York

Market Cap : (B)

93 361

Follow the " 3day to 5day waiting period " before entering the trade : understand the Graph, Trend and Variables

CNC.NYS

Centene Corporation

Health Care

Health Care Providers & Services

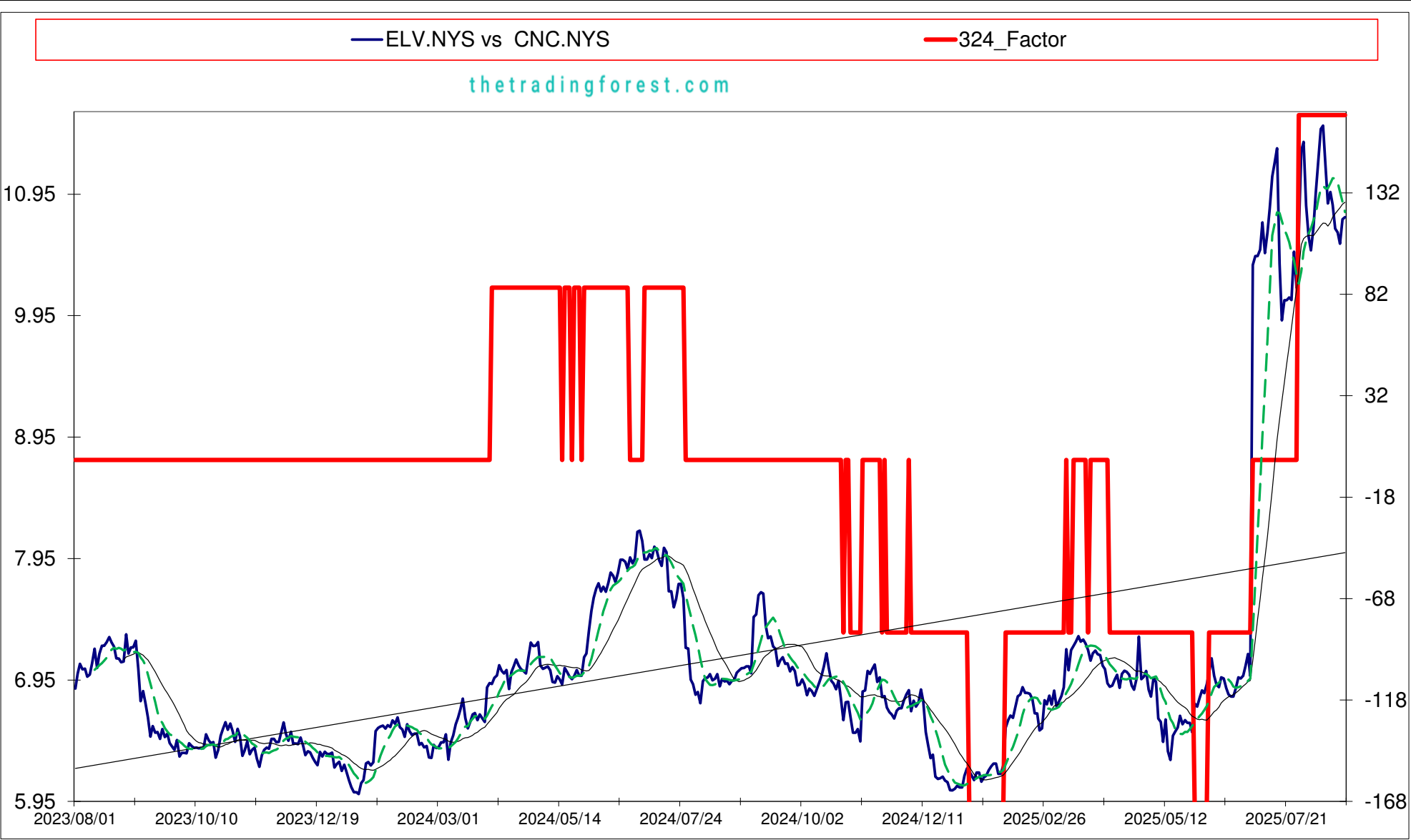
New York

Market Cap : (B)

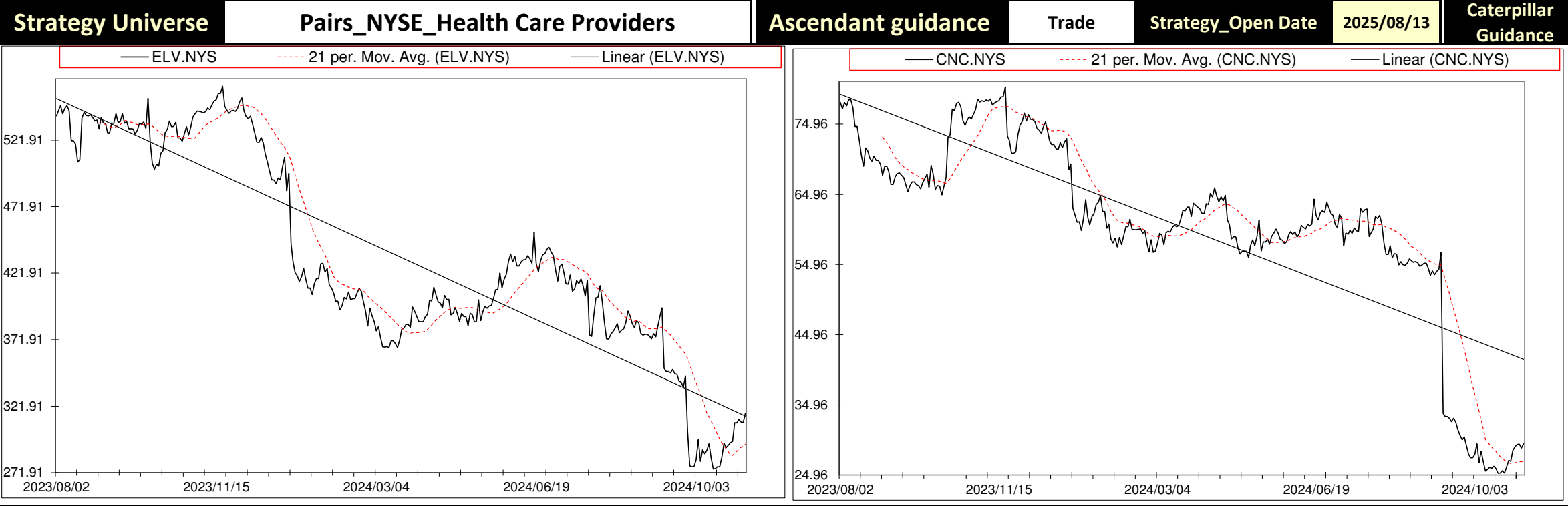
30 479

Plan your enrty levels. Focus on the process not the outcome. Expect further short-term deviation from the trade signal. "Patience"

Date	Price or Relative Price	Short_Term_ Radar	Medium_ Term_Radar	Caterpillar_ %	Wise_ Owl(Rnk)	324_Factor	Factor_324	Defcon _Index	Defcon _Index_Trade	Margin of Safety	75_Day_Mom	Trade_Rating (Guidance)	Trendsum
2025/07/01	6.986	No Trade	No Trade	66.49%	30	Research	-85	89	Research Defon Sell	-13.53%	-2.96%	C	7
2025/07/02	10.369	No Trade	No Trade	100.00%	30	Absolutely No	0	100	Research Defon Sell	28.28%	43.33%	C	9
2025/07/03	10.443	No Trade	No Trade	100.00%	30	Absolutely No	0	100	Research Defon Sell	29.14%	43.67%	C	11
2025/07/04	10.443	No Trade	No Trade	99.80%	30	Absolutely No	0	100	Research Defon Sell	29.08%	42.81%	C	15
2025/07/07	10.496	No Trade	No Trade	100.00%	30	Absolutely No	0	100	Research Defon Sell	29.56%	44.41%	C	18
2025/07/08	10.720	No Trade	No Trade	100.00%	30	Absolutely No	0	100	Research Defon Sell	32.26%	47.16%	C	21
2025/07/09	10.467	No Trade	No Trade	90.16%	30	Absolutely No	0	98	Research Defon Sell	29.09%	44.32%	C	23
2025/07/10	10.635	No Trade	No Trade	96.40%	30	Absolutely No	0	99	Research Defon Sell	31.10%	47.72%	C	24
2025/07/11	10.836	No Trade	No Trade	100.00%	30	Absolutely No	0	100	Research Defon Sell	33.51%	52.37%	C	25
2025/07/14	11.099	No Trade	No Trade	100.00%	30	Absolutely No	0	100	Research Defon Sell	36.57%	54.76%	C	27
2025/07/15	11.207	No Trade	No Trade	100.00%	30	Absolutely No	0	100	Research Defon Sell	37.83%	55.76%	C	29
2025/07/16	11.330	No Trade	No Trade	100.00%	50	Absolutely No	0	100	Research Defon Sell	39.29%	58.14%	C	31
2025/07/17	10.379	No Trade	No Trade	70.09%	0	Absolutely No	0	0	Absolutely no Trade	27.54%	45.01%	C	29
2025/07/18	9.914	Sell_Panda_ST	No Trade	55.40%	0	Absolutely No	0	0	Absolutely no Trade	21.76%	40.23%	C	26
2025/07/21	10.078	Sell_Panda_ST	No Trade	60.11%	0	Absolutely No	0	0	Absolutely no Trade	23.62%	43.13%	C	23
2025/07/21	10.078	Sell_Panda_ST	No Trade	60.11%	0	Absolutely No	0	0	Absolutely no Trade	23.62%	45.53%	C	19
2025/07/22	10.101	Sell_Panda_ST	No Trade	60.68%	0	Absolutely No	0	0	Absolutely no Trade	23.84%	46.45%	C	17
2025/07/23	10.082	Sell_Panda_ST	No Trade	59.93%	0	Absolutely No	0	0	Absolutely no Trade	23.54%	45.99%	C	16
2025/07/24	10.479	No Trade	No Trade	72.19%	0	Absolutely No	0	0	Absolutely no Trade	28.36%	50.64%	C	16
2025/07/25	10.183	Sell_Panda_ST	No Trade	62.81%	0	Absolutely No	0	0	Absolutely no Trade	24.67%	45.59%	C	16
2025/07/28	10.647	No Trade	No Trade	76.82%	50	Research	170	0	Absolutely no Trade	30.18%	54.59%	B	17
2025/07/29	11.309	No Trade	No Trade	97.27%	90	Research	170	100	Research Defon Sell	38.21%	61.53%	AAA	19
2025/07/30	11.382	No Trade	No Trade	99.38%	90	Research	170	100	Research Defon Sell	39.04%	61.93%	AAA	22
2025/07/31	10.858	No Trade	No Trade	82.94%	90	Research	170	95	Research Defon Sell	32.58%	54.70%	AA	24
2025/08/01	10.601	No Trade	No Trade	74.77%	50	Research	170	0	Absolutely no Trade	29.37%	51.57%	B	24
2025/08/04	10.490	Sell_Panda_ST	Sell_Panda_ST	70.88%	50	Research	170	0	Absolutely no Trade	27.85%	51.91%	B	23
2025/08/05	10.676	Sell_Panda_ST	No Trade	76.53%	50	Research	170	0	Absolutely no Trade	30.06%	55.37%	B	19
2025/08/06	10.960	No Trade	No Trade	85.17%	90	Research	170	96	Research Defon Sell	33.46%	57.40%	AA	17
2025/08/07	11.222	No Trade	No Trade	93.15%	90	Research	170	99	Research Defon Sell	36.60%	53.53%	AAA	14
2025/08/08	11.488	No Trade	No Trade	100.00%	90	Research	170	100	Research Defon Sell	39.77%	65.10%	AAA	13
2025/08/11	11.516	No Trade	No Trade	100.00%	90	Research	170	100	Research Defon Sell	39.92%	64.99%	AAA	15
2025/08/12	11.176	No Trade	No Trade	89.49%	90	Research	170	97	Research Defon Sell	35.73%	59.04%	AAA	17
2025/08/13	10.877	No Trade	No Trade	80.23%	50	Research	170	0	Absolutely no Trade	32.03%	58.26%	B	17
2025/08/14	10.970	Sell_Panda_ST	No Trade	82.93%	75	Research	170	95	Research Defon Sell	33.11%	60.98%	AA	18
2025/08/15	10.866	Sell_Panda_ST	No Trade	79.61%	50	Research	170	0	Absolutely no Trade	31.78%	56.03%	B	17
2025/08/18	10.670	Sell_Panda_ST	Sell_Panda_ST	73.22%	50	Research	170	0	Absolutely no Trade	29.23%	53.82%	B	13
2025/08/19	10.638	No Trade	No Trade	72.09%	50	Research	170	0	Absolutely no Trade	28.78%	60.34%	B	8
2025/08/20	10.544	No Trade	No Trade	69.12%	50	Research	170	0	Absolutely no Trade	27.59%	59.60%	B	3
2025/08/21	10.746	No Trade	No Trade	75.10%	50	Research	170	0	Absolutely no Trade	29.98%	66.78%	B	-2
2025/08/22	10.763	No Trade	No Trade	75.47%	50	Research	170	0	Absolutely no Trade	30.13%	62.40%	B	-6



9 day	9 day	9 vs 21 day	33 day
2025/07/08	Buy_9day	Buy 9 vs 21	Buy 33_Day
2025/07/09	Buy_9day	Buy 9 vs 21	Buy 33_Day
2025/07/10	Buy_9day	Buy 9 vs 21	Buy 33_Day
2025/07/11	Buy_9day	Buy 9 vs 21	Buy 33_Day
2025/07/14	Buy_9day	Buy 9 vs 21	Buy 33_Day
2025/07/15	Buy_9day	Buy 9 vs 21	Buy 33_Day
2025/07/16	Buy_9day	Buy 9 vs 21	Buy 33_Day
2025/07/17	Sell_9day	Buy 9 vs 21	Buy 33_Day
2025/07/18	Sell_9day	Buy 9 vs 21	Buy 33_Day
2025/07/21	Sell_9day	Buy 9 vs 21	Buy 33_Day
2025/07/21	Sell_9day	Buy 9 vs 21	Buy 33_Day
2025/07/22	Sell_9day	Buy 9 vs 21	Buy 33_Day
2025/07/23	Sell_9day	Buy 9 vs 21	Buy 33_Day
2025/07/24	Buy_9day	Buy 9 vs 21	Buy 33_Day
2025/07/25	Sell_9day	Buy 9 vs 21	Buy 33_Day
2025/07/28	Buy_9day	Sell 9 vs 21	Buy 33_Day
2025/07/29	Buy_9day	Sell 9 vs 21	Buy 33_Day
2025/07/30	Buy_9day	Sell 9 vs 21	Buy 33_Day
2025/07/31	Buy_9day	Sell 9 vs 21	Buy 33_Day
2025/08/01	Sell_9day	Buy 9 vs 21	Buy 33_Day
2025/08/04	Sell_9day	Buy 9 vs 21	Buy 33_Day
2025/08/05	Sell_9day	Buy 9 vs 21	Buy 33_Day
2025/08/06	Buy_9day	Buy 9 vs 21	Buy 33_Day
2025/08/07	Buy_9day	Buy 9 vs 21	Buy 33_Day
2025/08/08	Buy_9day	Buy 9 vs 21	Buy 33_Day
2025/08/11	Buy_9day	Buy 9 vs 21	Buy 33_Day
2025/08/12	Buy_9day	Buy 9 vs 21	Buy 33_Day
2025/08/13	Sell_9day	Buy 9 vs 21	Buy 33_Day
2025/08/14	Sell_9day	Buy 9 vs 21	Buy 33_Day
2025/08/15	Sell_9day	Buy 9 vs 21	Buy 33_Day
2025/08/18	Sell_9day	Buy 9 vs 21	Sell 33_Day
2025/08/19	Sell_9day	Buy 9 vs 21	Sell 33_Day
2025/08/20	Sell_9day	Buy 9 vs 21	Sell 33_Day
2025/08/21	Sell_9day	Buy 9 vs 21	Buy 33_Day
2025/08/22	Sell_9day	Sell 9 vs 21	Buy 33_Day



Caterpillar Guidance	Trade
(+) : Mom Days	45
(-) : Mom Days	0
Guided : Factor	33 day
324_Buy Guidance	0.0%
324_Sell Guidance	93.5%
Mom_75 (days)	62.4%
9 vs 21 day	-0.73%
Price vs 9 day	-0.39%



S  
e  
l  
l

PEP.NAS

PepsiCo

Consumer Staples

Beverages

New York

Market Cap : (B)

222 262

Follow the " 3day to 5day waiting period " before entering the trade : understand the Graph, Trend and Variables

GIS.NYS

General Mills

Consumer Staples

Food Products

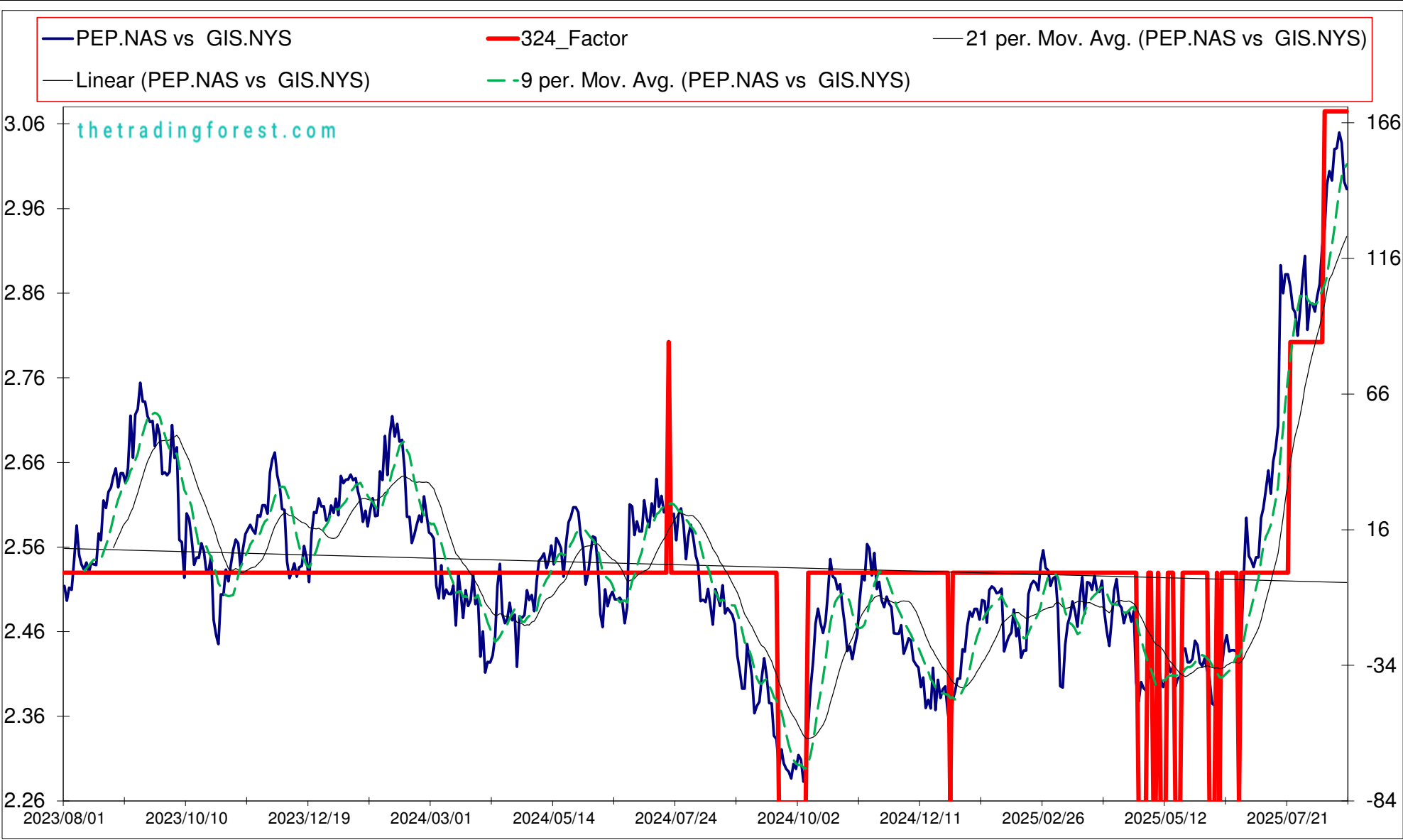
New York

Market Cap : (B)

36 085

Plan your enrty levels. Focus on the process not the outcome. Expect further short-term deviation from the trade signal. "Patience"

Date	Price or Relative Price	Short_Term_ Radar	Medium_ Term_Radar	Caterpillar_ %	Wise_ Owl(Rnk)	324_Factor	Factor_324	Defcon _Index	Defcon _Index_Trade	Margin of Safety	75_Day_Mom	Trade_Rating (Guidance)	Trendsum
2025/07/01	2.543	No Trade	No Trade	15.33%	0	Absolutely No	0	95	Research Defon Sell	-1.24%	2.60%	C	0
2025/07/02	2.535	No Trade	No Trade	19.12%	0	Absolutely No	0	95	Research Defon Sell	-1.55%	1.63%	C	2
2025/07/03	2.547	No Trade	No Trade	13.66%	0	Absolutely No	0	95	Research Defon Sell	-1.11%	2.57%	C	2
2025/07/04	2.547	No Trade	No Trade	13.82%	0	Absolutely No	0	95	Research Defon Sell	-1.12%	3.33%	C	2
2025/07/07	2.594	No Trade	No Trade	8.52%	0	Absolutely No	0	97	Research Defon Sell	0.64%	3.67%	C	3
2025/07/08	2.605	No Trade	No Trade	14.21%	0	Absolutely No	0	97	Research Defon Sell	1.07%	3.22%	C	5
2025/07/09	2.627	No Trade	No Trade	25.18%	0	Absolutely No	0	97	Research Defon Sell	1.90%	5.89%	C	8
2025/07/10	2.650	No Trade	No Trade	36.83%	0	Absolutely No	0	98	Research Defon Sell	2.77%	5.24%	C	10
2025/07/11	2.622	No Trade	No Trade	22.64%	0	Absolutely No	0	97	Research Defon Sell	1.70%	4.21%	C	12
2025/07/14	2.660	No Trade	No Trade	41.40%	0	Absolutely No	0	98	Research Defon Sell	3.12%	6.02%	C	16
2025/07/15	2.676	No Trade	No Trade	49.39%	0	Absolutely No	0	98	Research Defon Sell	3.72%	5.95%	C	19
2025/07/16	2.702	No Trade	No Trade	62.84%	0	Absolutely No	0	99	Research Defon Sell	4.73%	7.75%	C	25
2025/07/17	2.892	No Trade	No Trade	100.00%	30	Absolutely No	0	100	Research Defon Sell	12.08%	15.40%	C	30
2025/07/18	2.859	No Trade	No Trade	89.31%	50	Absolutely No	0	99	Research Defon Sell	10.78%	13.49%	C	33
2025/07/21	2.881	No Trade	No Trade	96.06%	50	Absolutely No	0	100	Research Defon Sell	11.60%	16.05%	C	34
2025/07/21	2.881	No Trade	No Trade	96.06%	50	Absolutely No	0	100	Research Defon Sell	11.60%	17.15%	C	33
2025/07/22	2.866	No Trade	No Trade	91.15%	50	Research	85	99	Research Defon Sell	11.01%	17.36%	A	30
2025/07/23	2.841	No Trade	No Trade	82.92%	50	Research	85	98	Research Defon Sell	10.01%	14.82%	C	27
2025/07/24	2.836	No Trade	No Trade	81.28%	50	Research	85	98	Research Defon Sell	9.82%	13.11%	C	24
2025/07/25	2.809	Sell_Panda_ST	No Trade	72.37%	50	Research	85	97	Research Defon Sell	8.74%	11.41%	C	23
2025/07/28	2.840	Sell_Panda_ST	No Trade	81.96%	50	Research	85	98	Research Defon Sell	9.90%	13.99%	C	18
2025/07/29	2.877	No Trade	No Trade	93.61%	50	Research	85	99	Research Defon Sell	11.30%	15.65%	A	15
2025/07/30	2.903	No Trade	No Trade	100.00%	50	Research	85	100	Research Defon Sell	12.31%	17.57%	A	14
2025/07/31	2.816	No Trade	No Trade	72.47%	50	Research	85	97	Research Defon Sell	8.92%	13.51%	C	14
2025/08/01	2.846	No Trade	No Trade	81.81%	50	Research	85	98	Research Defon Sell	10.07%	14.58%	C	14
2025/08/04	2.847	No Trade	No Trade	81.80%	50	Research	85	98	Research Defon Sell	10.07%	15.22%	B	13
2025/08/05	2.837	Sell_Panda_ST	No Trade	78.61%	50	Research	85	98	Research Defon Sell	9.68%	14.24%	C	12
2025/08/06	2.855	No Trade	No Trade	84.20%	50	Research	85	98	Research Defon Sell	10.37%	19.00%	B	13
2025/08/07	2.870	No Trade	No Trade	88.60%	50	Research	85	99	Research Defon Sell	10.91%	20.79%	B	13
2025/08/08	2.914	No Trade	No Trade	100.00%	50	Research	85	100	Research Defon Sell	12.61%	21.46%	A	16
2025/08/11	2.936	No Trade	No Trade	100.00%	90	Research	170	100	Research Defon Sell	13.39%	22.72%	AAA	17
2025/08/12	2.988	No Trade	No Trade	100.00%	90	Research	170	100	Research Defon Sell	15.38%	25.03%	AAA	18
2025/08/13	3.003	No Trade	No Trade	100.00%	90	Research	170	100	Research Defon Sell	15.97%	24.99%	AAA	19
2025/08/14	2.992	No Trade	No Trade	97.23%	90	Research	170	100	Research Defon Sell	15.53%	24.00%	AAA	22
2025/08/15	3.029	No Trade	No Trade	100.00%	90	Research	170	100	Research Defon Sell	16.95%	26.34%	AAA	25
2025/08/18	3.030	No Trade	No Trade	100.00%	90	Research	170	100	Research Defon Sell	16.95%	26.46%	AAA	28
2025/08/19	3.049	No Trade	No Trade	100.00%	90	Research	170	100	Research Defon Sell	17.64%	25.82%	AAA	30
2025/08/20	3.036	No Trade	No Trade	97.24%	100	Research	170	100	Research Defon Sell	17.15%	26.40%	AAA	32
2025/08/21	2.991	No Trade	No Trade	87.20%	100	Research	170	98	Research Defon Sell	15.38%	24.97%	AAA	31
2025/08/22	2.982	Sell_Panda_ST	No Trade	85.17%	90	Research	170	98	Research Defon Sell	15.02%	24.19%	AAA	27



Date	9 day	9 vs 21 day	33 day
2025/07/08	Buy_9day	Buy 9 vs 21	Buy 33_Day
2025/07/09	Buy_9day	Buy 9 vs 21	Buy 33_Day
2025/07/10	Buy_9day	Buy 9 vs 21	Buy 33_Day
2025/07/11	Buy_9day	Buy 9 vs 21	Buy 33_Day
2025/07/14	Buy_9day	Buy 9 vs 21	Buy 33_Day
2025/07/15	Buy_9day	Buy 9 vs 21	Buy 33_Day
2025/07/16	Buy_9day	Buy 9 vs 21	Buy 33_Day
2025/07/17	Buy_9day	Buy 9 vs 21	Buy 33_Day
2025/07/18	Buy_9day	Buy 9 vs 21	Buy 33_Day
2025/07/21	Buy_9day	Buy 9 vs 21	Buy 33_Day
2025/07/21	Buy_9day	Buy 9 vs 21	Buy 33_Day
2025/07/22	Buy_9day	Buy 9 vs 21	Buy 33_Day
2025/07/23	Buy_9day	Buy 9 vs 21	Buy 33_Day
2025/07/24	Buy_9day	Buy 9 vs 21	Buy 33_Day
2025/07/25	Sell_9day	Buy 9 vs 21	Buy 33_Day
2025/07/28	Sell_9day	Buy 9 vs 21	Buy 33_Day
2025/07/29	Buy_9day	Buy 9 vs 21	Buy 33_Day
2025/07/30	Buy_9day	Buy 9 vs 21	Buy 33_Day
2025/07/31	Sell_9day	Buy 9 vs 21	Buy 33_Day
2025/08/01	Sell_9day	Buy 9 vs 21	Buy 33_Day
2025/08/04	Buy_9day	Buy 9 vs 21	Buy 33_Day
2025/08/05	Sell_9day	Buy 9 vs 21	Buy 33_Day
2025/08/06	Buy_9day	Buy 9 vs 21	Buy 33_Day
2025/08/07	Buy_9day	Buy 9 vs 21	Buy 33_Day
2025/08/08	Buy_9day	Buy 9 vs 21	Buy 33_Day
2025/08/11	Buy_9day	Buy 9 vs 21	Buy 33_Day
2025/08/12	Buy_9day	Buy 9 vs 21	Buy 33_Day
2025/08/13	Buy_9day	Buy 9 vs 21	Buy 33_Day
2025/08/14	Buy_9day	Buy 9 vs 21	Buy 33_Day
2025/08/15	Buy_9day	Buy 9 vs 21	Buy 33_Day
2025/08/18	Buy_9day	Buy 9 vs 21	Buy 33_Day
2025/08/19	Buy_9day	Buy 9 vs 21	Buy 33_Day
2025/08/20	Buy_9day	Buy 9 vs 21	Buy 33_Day
2025/08/21	Sell_9day	Buy 9 vs 21	Buy 33_Day
2025/08/22	Sell_9day	Buy 9 vs 21	Buy 33_Day

Strategy Universe	Pairs_NYSE_Consumer Staples	Ascendant guidance	Trade	Strategy_Open Date	2025/08/13	Caterpillar Guidance	Trade
<div><div></div><div></div></div>							<div><div>(+) : Mom Days44</div><div>(-) : Mom Days0</div><div>Guided : Factor33 day</div><div>324_Buy Guidance0.0%</div><div>324_Sell Guidance97.8%</div><div>Mom_75 (days)24.2%</div><div>9 vs 21 day2.90%</div><div>Price vs 9 day-0.97%</div></div>

S  
e  
|  
|

SYN.NYS

Sysco Corporation

Consumer Staples

Food & Staples Retailing

New York

Market Cap : (B)

37 230

Follow the " 3day to 5day waiting period " before entering the trade : understand the Graph, Trend and Variables

MKC.NYS

McCormick & Company

Consumer Staples

Food Products

New York

Market Cap : (B)

19 565

Plan your enrty levels. Focus on the process not the outcome. Expect further short-term deviation from the trade signal. "Patience"

-2.740														10.861														-3.964															
Date	Price or Relative Price	Short_Term_ Radar	Medium_ Term_Radar	Caterpillar_ %	Wise_ Owl(Rnk)	324_Factor	Factor_324	Defcon _Index	Defcon _Index_Trade		Margin of Safety	75_Day_Mom	Trade_Rating (Guidance)	Trendsum																													
2025/07/01	1.002	No Trade	No Trade	4.17%	0	Absolutely No	0	88	Research	Defon Sell	-0.48%	11.38%	C	0																													
2025/07/02	1.015	No Trade	No Trade	3.07%	0	Absolutely No	0	89	Research	Defon Sell	0.72%	11.24%	C	-5																													
2025/07/03	1.027	No Trade	No Trade	8.50%	0	Absolutely No	0	90	Research	Defon Sell	1.94%	12.50%	C	-3																													
2025/07/04	1.027	No Trade	No Trade	8.86%	0	Absolutely No	0	90	Research	Defon Sell	1.93%	12.29%	C	1																													
2025/07/07	1.045	No Trade	No Trade	17.80%	0	Absolutely No	0	92	Research	Defon Sell	3.70%	17.45%	C	6																													
2025/07/08	1.050	No Trade	No Trade	33.01%	0	Absolutely No	0	92	Research	Defon Sell	4.14%	19.00%	C	10																													
2025/07/09	1.057	No Trade	No Trade	38.66%	0	Absolutely No	0	92	Research	Defon Sell	4.85%	19.17%	C	14																													
2025/07/10	1.069	No Trade	No Trade	49.17%	0	Absolutely No	0	93	Research	Defon Sell	6.06%	20.27%	C	18																													
2025/07/11	1.068	No Trade	No Trade	48.00%	0	Absolutely No	0	93	Research	Defon Sell	5.91%	18.72%	C	20																													
2025/07/14	1.080	No Trade	No Trade	57.23%	0	Absolutely No	0	93	Research	Defon Sell	7.05%	19.05%	C	22																													
2025/07/15	1.079	No Trade	No Trade	56.87%	0	Absolutely No	0	93	Research	Defon Sell	7.00%	18.66%	C	23																													
2025/07/16	1.083	No Trade	No Trade	59.59%	0	Absolutely No	0	93	Research	Defon Sell	7.34%	18.79%	C	23																													
2025/07/17	1.086	No Trade	No Trade	62.21%	50	Research	85	94	Research	Defon Sell	7.66%	18.47%	B	25																													
2025/07/18	1.098	No Trade	No Trade	71.42%	50	Research	85	94	Research	Defon Sell	8.80%	18.52%	B	29																													
2025/07/21	1.113	No Trade	No Trade	83.15%	50	Research	85	95	Research	Defon Sell	10.24%	19.29%	B	33																													
2025/07/21	1.113	No Trade	No Trade	83.15%	50	Research	85	95	Research	Defon Sell	10.24%	19.10%	B	36																													
2025/07/22	1.106	No Trade	No Trade	77.75%	50	Research	85	94	Research	Defon Sell	9.58%	17.72%	B	38																													
2025/07/23	1.115	No Trade	No Trade	84.98%	50	Research	85	95	Research	Defon Sell	10.47%	18.44%	B	39																													
2025/07/24	1.118	No Trade	No Trade	86.80%	50	Research	85	95	Research	Defon Sell	10.69%	19.37%	B	38																													
2025/07/25	1.122	No Trade	No Trade	90.14%	60	Research	85	95	Research	Defon Sell	11.10%	21.63%	B	38																													
2025/07/28	1.122	No Trade	No Trade	89.91%	60	Research	85	95	Research	Defon Sell	11.07%	21.05%	B	38																													
2025/07/29	1.077	Sell_Panda_ST	Sell_Panda_ST	53.21%	50	Research	85	91	Research	Defon Sell	6.55%	16.28%	C	35																													
2025/07/30	1.122	No Trade	No Trade	89.80%	60	Research	85	95	Research	Defon Sell	11.06%	18.50%	B	32																													
2025/07/31	1.127	No Trade	No Trade	93.60%	60	Research	85	95	Research	Defon Sell	11.53%	17.24%	B	31																													
2025/08/01	1.137	No Trade	No Trade	100.00%	60	Research	85	96	Research	Defon Sell	12.47%	19.33%	B	31																													
2025/08/04	1.133	No Trade	No Trade	96.87%	60	Research	85	96	Research	Defon Sell	12.08%	17.09%	B	32																													
2025/08/05	1.136	No Trade	No Trade	99.30%	60	Research	85	96	Research	Defon Sell	12.38%	19.40%	B	33																													
2025/08/06	1.173	No Trade	No Trade	100.00%	60	Research	85	97	Research	Defon Sell	16.05%	21.34%	B	35																													
2025/08/07	1.144	No Trade	No Trade	81.93%	50	Research	85	95	Research	Defon Sell	13.15%	20.25%	B	35																													
2025/08/08	1.147	No Trade	No Trade	83.51%	50	Research	85	95	Research	Defon Sell	13.40%	21.68%	B	34																													
2025/08/11	1.146	No Trade	No Trade	82.98%	50	Research	85	95	Research	Defon Sell	13.32%	24.09%	B	34																													
2025/08/12	1.169	No Trade	No Trade	96.68%	60	Research	85	97	Research	Defon Sell	15.51%	25.49%	B	32																													
2025/08/13	1.164	No Trade	No Trade	93.56%	60	Research	85	97	Research	Defon Sell	15.01%	24.61%	B	31																													
2025/08/14	1.157	No Trade	No Trade	89.19%	50	Research	85	96	Research	Defon Sell	14.31%	24.30%	B	28																													
2025/08/15	1.141	No Trade	No Trade	79.28%	50	Research	85	95	Research	Defon Sell	12.72%	21.63%	B	24																													
2025/08/18	1.158	No Trade	No Trade	89.60%	50	Research	85	96	Research	Defon Sell	14.38%	23.61%	B	19																													
2025/08/19	1.151	Sell_Panda_ST	No Trade	85.32%	50	Research	85	96	Research	Defon Sell	13.69%	22.38%	B	14																													
2025/08/20	1.159	No Trade	No Trade	89.96%	50	Research	85	96	Research	Defon Sell	14.44%	23.36%	B	11																													
2025/08/21	1.122	No Trade	No Trade	67.03%	30	Research	85	93	Research	Defon Sell	10.76%	20.61%	C	8																													
2025/08/22	1.111	No Trade	No Trade	60.45%	0	Research	85	0	Absolutely no Trade		9.70%	18.16%	C	4																													





S  
e  
l  
l

REX.NYS

Rex American Resources

Energy

Oil & Gas Refining & Marketing

New York

Market Cap : (B)

798

XOP.ARC

SPDR S&P Oil & Gas Explor & Product

Energy

ETF\_NYSE\_Price

NYSE

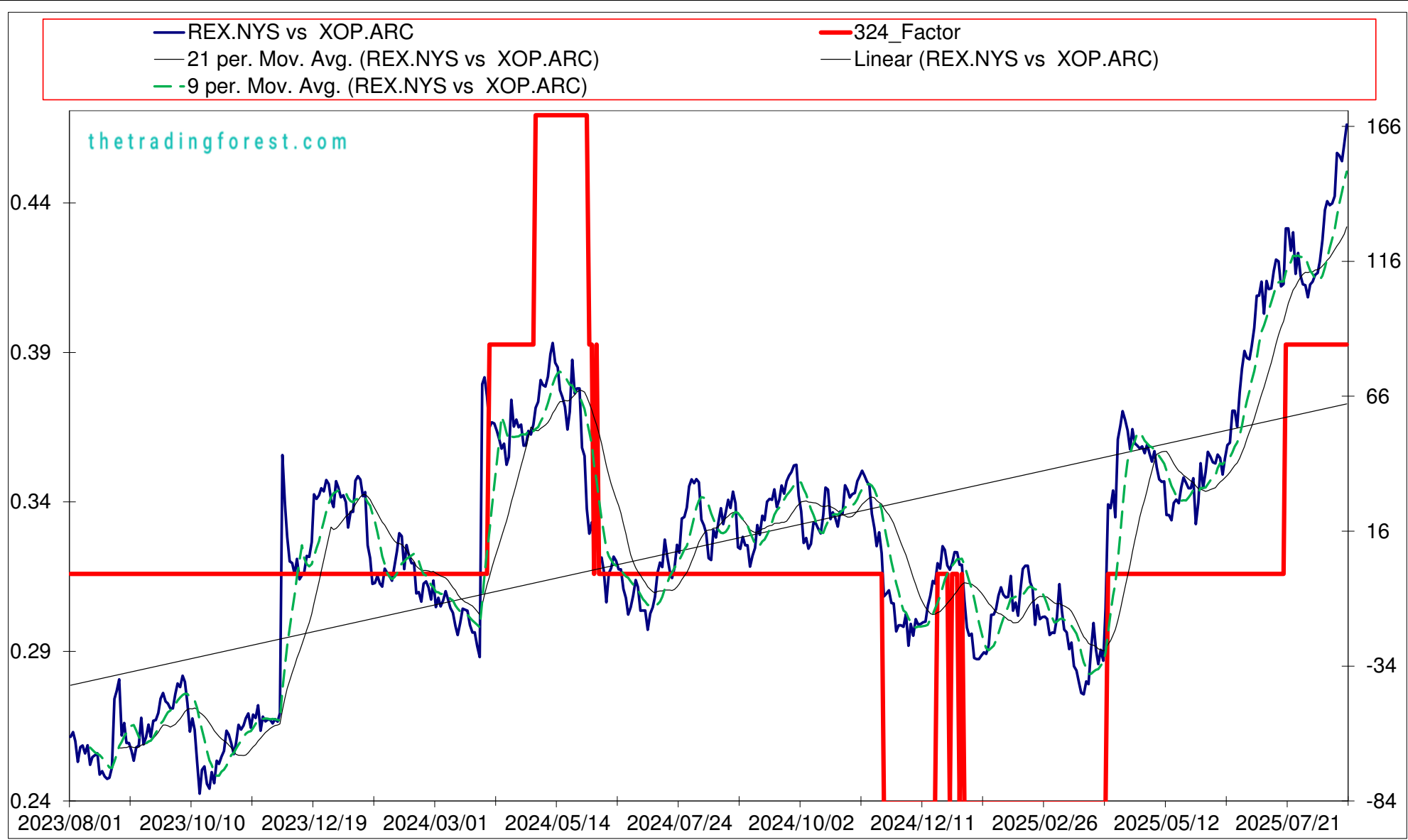
Market Cap : (B)

2 758

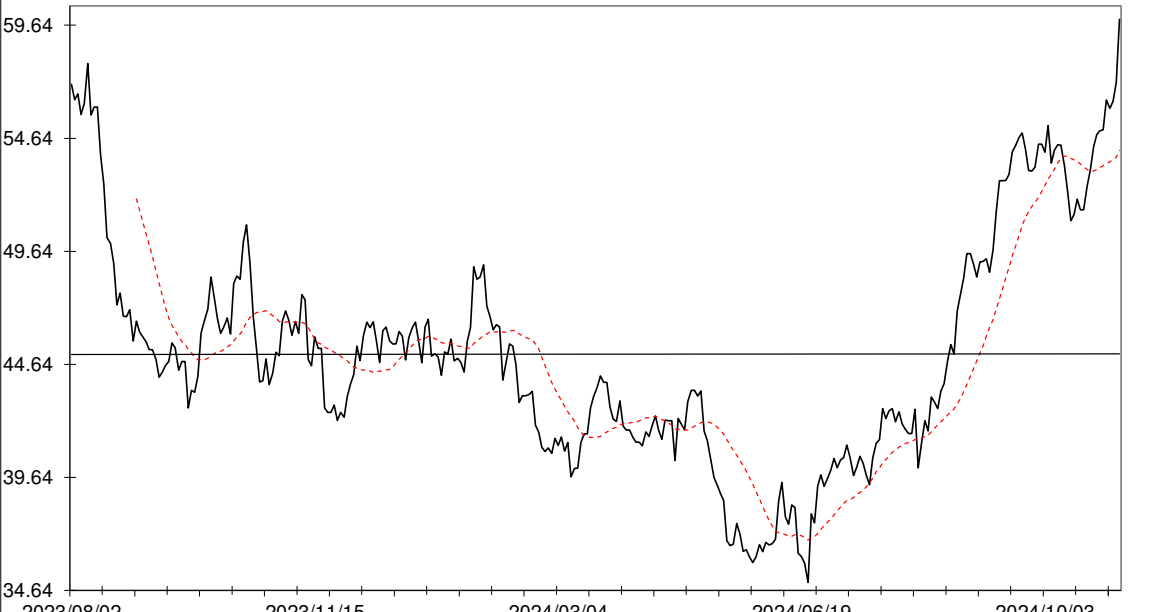
Follow the " 3day to 5day waiting period " before entering the trade : understand the Graph, Trend and Variables

Plan your enrty levels. Focus on the process not the outcome. Expect further short-term deviation from the trade signal. "Patience"

-2.311												41.968		-18.163	
Date	Price or Relative Price	Short_Term_ Radar	Medium_ Term_Radar	Caterpillar_ %	Wise_ Owl(Rnk)	324_Factor	Factor_324	Defcon _Index	Defcon _Index_Trade	Margin of Safety	75_Day_Mom	Trade_Rating (Guidance)	Trendsum		
2025/07/01	0.392	No Trade	No Trade	25.96%	0	Absolutely No	0	100	Research Defon Sell	7.44%	33.94%	C	22		
2025/07/02	0.398	No Trade	No Trade	31.51%	0	Absolutely No	0	100	Research Defon Sell	9.03%	39.74%	C	23		
2025/07/03	0.408	No Trade	No Trade	41.68%	0	Absolutely No	0	100	Research Defon Sell	11.94%	44.26%	C	26		
2025/07/04	0.408	No Trade	No Trade	41.53%	0	Absolutely No	0	100	Research Defon Sell	11.90%	46.35%	C	30		
2025/07/07	0.413	No Trade	No Trade	45.55%	30	Absolutely No	0	100	Research Defon Sell	13.05%	49.89%	C	33		
2025/07/08	0.402	No Trade	No Trade	35.21%	30	Absolutely No	0	97	Research Defon Sell	10.09%	46.27%	C	36		
2025/07/09	0.413	No Trade	No Trade	45.52%	30	Absolutely No	0	100	Research Defon Sell	13.04%	47.94%	C	37		
2025/07/10	0.411	No Trade	No Trade	42.75%	30	Absolutely No	0	99	Research Defon Sell	12.25%	47.43%	C	37		
2025/07/11	0.411	No Trade	No Trade	42.81%	30	Absolutely No	0	99	Research Defon Sell	12.27%	41.71%	C	37		
2025/07/14	0.417	No Trade	No Trade	47.93%	30	Absolutely No	0	100	Research Defon Sell	13.73%	39.37%	C	37		
2025/07/15	0.421	No Trade	No Trade	51.34%	30	Absolutely No	0	100	Research Defon Sell	14.71%	45.00%	C	38		
2025/07/16	0.420	No Trade	No Trade	50.61%	30	Absolutely No	0	100	Research Defon Sell	14.50%	47.21%	C	39		
2025/07/17	0.412	No Trade	No Trade	42.57%	30	Absolutely No	0	98	Research Defon Sell	12.20%	41.90%	C	39		
2025/07/18	0.412	No Trade	No Trade	43.09%	30	Absolutely No	0	98	Research Defon Sell	12.35%	43.96%	C	38		
2025/07/21	0.431	No Trade	No Trade	60.37%	50	Research	85	100	Research Defon Sell	17.30%	41.88%	A	39		
2025/07/21	0.431	No Trade	No Trade	60.37%	50	Research	85	100	Research Defon Sell	17.30%	27.26%	A	41		
2025/07/22	0.424	No Trade	No Trade	53.12%	50	Research	85	98	Research Defon Sell	15.22%	25.52%	B	42		
2025/07/23	0.430	No Trade	No Trade	58.82%	50	Research	85	100	Research Defon Sell	16.86%	25.15%	A	43		
2025/07/24	0.416	No Trade	No Trade	45.46%	50	Research	85	96	Research Defon Sell	13.03%	24.36%	B	39		
2025/07/25	0.423	No Trade	No Trade	51.91%	50	Research	85	98	Research Defon Sell	14.87%	17.27%	B	35		
2025/07/28	0.415	Sell_Panda_ST	No Trade	44.21%	50	Research	85	96	Research Defon Sell	12.67%	13.74%	C	31		
2025/07/29	0.412	Sell_Panda_ST	Sell_Panda_ST	41.38%	50	Research	85	96	Research Defon Sell	11.86%	11.46%	C	26		
2025/07/30	0.412	Sell_Panda_ST	Sell_Panda_ST	40.91%	50	Research	85	96	Research Defon Sell	11.72%	12.25%	C	22		
2025/07/31	0.408	Sell_Panda_ST	Sell_Panda_ST	36.99%	0	Research	85	0	Absolutely no Trade	10.60%	12.26%	C	17		
2025/08/01	0.412	No Trade	No Trade	40.86%	50	Research	85	96	Research Defon Sell	11.71%	15.43%	B	11		
2025/08/04	0.413	No Trade	No Trade	41.31%	50	Research	85	96	Research Defon Sell	11.84%	13.55%	C	7		
2025/08/05	0.415	No Trade	No Trade	43.33%	50	Research	85	96	Research Defon Sell	12.42%	15.70%	B	4		
2025/08/06	0.416	No Trade	No Trade	43.74%	50	Research	85	97	Research Defon Sell	12.53%	16.11%	B	2		
2025/08/07	0.420	No Trade	No Trade	47.41%	50	Research	85	97	Research Defon Sell	13.59%	17.55%	B	4		
2025/08/08	0.427	No Trade	No Trade	53.78%	50	Research	85	99	Research Defon Sell	15.41%	19.26%	A	6		
2025/08/11	0.437	No Trade	No Trade	62.86%	50	Research	85	100	Research Defon Sell	18.01%	22.86%	A	8		
2025/08/12	0.440	No Trade	No Trade	65.47%	50	Research	85	100	Research Defon Sell	18.76%	22.66%	A	10		
2025/08/13	0.439	No Trade	No Trade	64.02%	50	Research	85	100	Research Defon Sell	18.35%	23.30%	A	12		
2025/08/14	0.439	No Trade	No Trade	64.42%	50	Research	85	100	Research Defon Sell	18.46%	24.44%	A	14		
2025/08/15	0.442	No Trade	No Trade	66.57%	50	Research	85	100	Research Defon Sell	19.08%	23.92%	A	16		
2025/08/18	0.456	No Trade	No Trade	79.64%	50	Research	85	100	Research Defon Sell	22.82%	29.94%	A	17		
2025/08/19	0.455	No Trade	No Trade	78.60%	50	Research	85	100	Research Defon Sell	22.52%	31.17%	A	19		
2025/08/20	0.453	No Trade	No Trade	83.59%	50	Research	85	99	Research Defon Sell	22.00%	30.97%	A	20		
2025/08/21	0.459	No Trade	No Trade	90.06%	50	Research	85	100	Research Defon Sell	23.50%	32.59%	A	22		
2025/08/22	0.466	No Trade	No Trade	96.55%	50	Research	85	100	Research Defon Sell	25.19%	38.97%	A	23		



Date	9 day	9 vs 21 day	33 day
2025/07/08	Buy_9day	Buy 9 vs 21	Buy 33_Day
2025/07/09	Buy_9day	Buy 9 vs 21	Buy 33_Day
2025/07/10	Buy_9day	Buy 9 vs 21	Buy 33_Day
2025/07/11	Buy_9day	Buy 9 vs 21	Buy 33_Day
2025/07/14	Buy_9day	Buy 9 vs 21	Buy 33_Day
2025/07/15	Buy_9day	Buy 9 vs 21	Buy 33_Day
2025/07/16	Buy_9day	Buy 9 vs 21	Buy 33_Day
2025/07/17	Sell_9day	Buy 9 vs 21	Buy 33_Day
2025/07/18	Sell_9day	Buy 9 vs 21	Buy 33_Day
2025/07/21	Buy_9day	Buy 9 vs 21	Buy 33_Day
2025/07/21	Buy_9day	Buy 9 vs 21	Buy 33_Day
2025/07/22	Buy_9day	Buy 9 vs 21	Buy 33_Day
2025/07/23	Buy_9day	Buy 9 vs 21	Buy 33_Day
2025/07/24	Sell_9day	Buy 9 vs 21	Buy 33_Day
2025/07/25	Buy_9day	Buy 9 vs 21	Buy 33_Day
2025/07/28	Sell_9day	Buy 9 vs 21	Buy 33_Day
2025/07/29	Sell_9day	Buy 9 vs 21	Buy 33_Day
2025/07/30	Sell_9day	Buy 9 vs 21	Buy 33_Day
2025/07/31	Sell_9day	Buy 9 vs 21	Buy 33_Day
2025/08/01	Sell_9day	Buy 9 vs 21	Buy 33_Day
2025/08/04	Sell_9day	Sell 9 vs 21	Buy 33_Day
2025/08/05	Buy_9day	Sell 9 vs 21	Buy 33_Day
2025/08/06	Buy_9day	Sell 9 vs 21	Buy 33_Day
2025/08/07	Buy_9day	Sell 9 vs 21	Buy 33_Day
2025/08/08	Buy_9day	Sell 9 vs 21	Buy 33_Day
2025/08/11	Buy_9day	Sell 9 vs 21	Buy 33_Day
2025/08/12	Buy_9day	Buy 9 vs 21	Buy 33_Day
2025/08/13	Buy_9day	Buy 9 vs 21	Buy 33_Day
2025/08/14	Buy_9day	Buy 9 vs 21	Buy 33_Day
2025/08/15	Buy_9day	Buy 9 vs 21	Buy 33_Day
2025/08/18	Buy_9day	Buy 9 vs 21	Buy 33_Day
2025/08/19	Buy_9day	Buy 9 vs 21	Buy 33_Day
2025/08/20	Buy_9day	Buy 9 vs 21	Buy 33_Day
2025/08/21	Buy_9day	Buy 9 vs 21	Buy 33_Day
2025/08/22	Buy_9day	Buy 9 vs 21	Buy 33_Day

Strategy Universe		Rel vs Share_ETF_Oil and Gas Explor		Product		Ascendant guidance		Trade		Strategy_Open Date		2025/08/13		Caterpillar Guidance		Trade			
<div><div><div>— REX.NYS</div><div>----- 21 per. Mov. Avg. (REX.NYS)</div><div>— Linear (REX.NYS)</div></div></div>																(+): Mom Days		100	
																(-): Mom Days		0	
																Guided: Factor		66 day	
																324_Buy Guidance		0.0%	
																324_Sell Guidance		100.0%	
																Mom_75 (days)		39.0%	
																9 vs 21 day		4.29%	
																Price vs 9 day		3.50%	

S  
e  
l  
l

ITW.NYS

Illinois Tool Works

Industrial

Machinery

New York

Market Cap : (B)

80 897

FTV.NYS

Fortive

Industrial

Machinery

New York

Market Cap : (B)

27 208

Follow the " 3day to 5day waiting period " before entering the trade : understand the Graph, Trend and Variables

Plan your enrty levels. Focus on the process not the outcome. Expect further short-term deviation from the trade signal. "Patience"

Date	Price or Relative Price	Short_Term_ Radar	Medium_ Term_Radar	Caterpillar_ %	Wise_ Owl(Rnk)	324_Factor	Factor_324	Defcon _Index	Defcon _Index_Trade	Margin of Safety	75_Day_Mom	Trade_Rating (Guidance)	Trendsum
2025/07/01	4.800	No Trade	No Trade	100.00%	30	Absolutely No	0	100	Research Defon Sell	16.73%	37.70%	C	8
2025/07/02	4.808	No Trade	No Trade	100.00%	30	Absolutely No	0	100	Research Defon Sell	16.84%	39.27%	C	13
2025/07/03	4.873	No Trade	No Trade	100.00%	30	Absolutely No	0	100	Research Defon Sell	18.33%	42.19%	C	18
2025/07/04	4.873	No Trade	No Trade	99.57%	30	Absolutely No	0	100	Research Defon Sell	18.25%	42.33%	C	22
2025/07/07	4.805	No Trade	No Trade	89.30%	30	Absolutely No	0	99	Research Defon Sell	16.37%	41.11%	C	24
2025/07/08	4.884	No Trade	No Trade	99.38%	30	Absolutely No	0	100	Research Defon Sell	18.22%	43.94%	C	25
2025/07/09	4.902	No Trade	No Trade	100.00%	30	Absolutely No	0	100	Research Defon Sell	18.56%	45.86%	C	25
2025/07/10	4.940	No Trade	No Trade	100.00%	30	Absolutely No	0	100	Research Defon Sell	19.41%	46.69%	C	26
2025/07/11	4.929	No Trade	No Trade	98.19%	30	Absolutely No	0	100	Research Defon Sell	19.05%	44.83%	C	30
2025/07/14	4.938	No Trade	No Trade	98.11%	50	Absolutely No	0	100	Research Defon Sell	19.04%	46.19%	C	33
2025/07/15	5.012	No Trade	No Trade	100.00%	50	Absolutely No	0	100	Research Defon Sell	20.74%	47.70%	C	36
2025/07/16	5.104	No Trade	No Trade	100.00%	50	Absolutely No	0	100	Research Defon Sell	22.87%	50.60%	C	38
2025/07/17	5.026	No Trade	No Trade	91.50%	50	Absolutely No	0	98	Research Defon Sell	20.92%	48.55%	C	40
2025/07/18	5.049	No Trade	No Trade	93.58%	50	Absolutely No	0	99	Research Defon Sell	21.40%	48.61%	C	41
2025/07/21	5.079	No Trade	No Trade	95.57%	50	Absolutely No	0	100	Research Defon Sell	21.86%	43.42%	C	42
2025/07/21	5.079	No Trade	No Trade	95.57%	50	Absolutely No	0	100	Research Defon Sell	21.86%	44.39%	C	40
2025/07/22	5.093	No Trade	No Trade	96.69%	50	Absolutely No	0	100	Research Defon Sell	22.11%	48.47%	C	38
2025/07/23	5.150	No Trade	No Trade	100.00%	50	Absolutely No	0	100	Research Defon Sell	23.42%	47.57%	C	38
2025/07/24	5.128	No Trade	No Trade	97.34%	100	Research	170	100	Research Defon Sell	22.79%	47.94%	AAA	40
2025/07/25	5.080	No Trade	No Trade	92.06%	100	Research	170	99	Research Defon Sell	21.56%	42.82%	AAA	40
2025/07/28	5.072	No Trade	No Trade	90.29%	100	Research	170	98	Research Defon Sell	21.14%	41.87%	AAA	39
2025/07/29	5.096	No Trade	No Trade	92.38%	100	Research	170	99	Research Defon Sell	21.63%	44.04%	AAA	35
2025/07/30	5.109	No Trade	No Trade	93.36%	90	Research	170	99	Research Defon Sell	21.86%	45.20%	AAA	30
2025/07/31	5.340	No Trade	No Trade	100.00%	90	Research	170	100	Research Defon Sell	27.29%	51.06%	AAA	29
2025/08/01	5.420	No Trade	No Trade	100.00%	90	Research	170	100	Research Defon Sell	29.11%	53.66%	AAA	28
2025/08/04	5.370	No Trade	No Trade	95.04%	90	Research	170	99	Research Defon Sell	27.66%	50.00%	AAA	28
2025/08/05	5.290	No Trade	No Trade	88.21%	90	Research	170	98	Research Defon Sell	25.68%	49.87%	AAA	27
2025/08/06	5.411	No Trade	No Trade	97.79%	90	Research	170	100	Research Defon Sell	28.47%	54.06%	AAA	25
2025/08/07	5.412	No Trade	No Trade	97.55%	90	Research	170	100	Research Defon Sell	28.40%	55.73%	AAA	22
2025/08/08	5.456	No Trade	No Trade	100.00%	90	Research	170	100	Research Defon Sell	29.37%	56.36%	AAA	24
2025/08/11	5.499	No Trade	No Trade	100.00%	90	Research	170	100	Research Defon Sell	30.12%	57.14%	AAA	27
2025/08/12	5.467	No Trade	No Trade	97.21%	90	Research	170	99	Research Defon Sell	29.27%	58.79%	AAA	30
2025/08/13	5.486	No Trade	No Trade	98.43%	90	Research	170	100	Research Defon Sell	29.64%	53.13%	AAA	29
2025/08/14	5.491	No Trade	No Trade	98.60%	90	Research	170	100	Research Defon Sell	29.69%	53.08%	AAA	28
2025/08/15	5.370	No Trade	No Trade	88.83%	90	Research	170	98	Research Defon Sell	26.75%	50.70%	AAA	24
2025/08/18	5.429	Sell_Panda_ST	No Trade	92.57%	90	Research	170	99	Research Defon Sell	27.88%	52.20%	AAA	19
2025/08/19	5.480	No Trade	No Trade	96.34%	90	Research	170	100	Research Defon Sell	29.01%	55.15%	AAA	16
2025/08/20	5.454	Sell_Panda_ST	No Trade	94.01%	90	Research	170	99	Research Defon Sell	28.31%	56.68%	AAA	15
2025/08/21	5.465	No Trade	No Trade	94.56%	90	Research	170	99	Research Defon Sell	28.48%	58.92%	AAA	11
2025/08/22	5.464	No Trade	No Trade	94.18%	75	Research	170	99	Research Defon Sell	28.36%	60.95%	AA	9

