



Monday, 25 August 2025				Daily TradeGuidance					 THE TRADINGFOREST <small>thetradingforest.com</small>		
Date	Code_A	Code_B	Strategy	Factor_324	Defcon_Index	Mom_75 (days)	Wise_Owl	Wise_Owl (Rnk)	Name of Instrument	Caterpillar_Guidance	Trade_Rating (Guidance)
2025/08/13	NVDA.NAS	ADP.NAS	Pairs	170	97	59.36%	400	100	Nvidia _ vs _ Automatic Data Processing, Inc.	Trade	_ Sell
2025/08/13	NVDA.NAS	ADSK.NAS	Pairs	170	98	55.04%	400	100	Nvidia _ vs _ Autodesk	Trade	_ Sell
2025/08/13	ORCL.NYS	ADSK.NAS	Pairs	170	0	59.93%	280	50	Oracle Corporation _ vs _ Autodesk	Trade	_ Sell
2025/08/13	SYY.NYS	CLX.NYS	Pairs	170	100	32.08%	390	90	Sysco Corporation _ vs _ Clorox	Trade	_ Sell
2025/08/13	TRGP.NYS	TPL.NYS	Pairs	170	93	52.03%	365	75	Targa Resources _ vs _ Texas Pacific Land Corporation	Trade	_ Sell
2025/08/13	VOD.NAS	PAYX.NAS	Pairs	170	96	26.64%	390	90	Vodafone Group Plc _ vs _ Paychex	Trade	_ Sell
2025/08/06	ETN.NYS	SNA.NYS	Pairs	170	0	19.98%	200	50	Eaton Corporation _ vs _ Snap-on	Trade	_ Sell
2025/08/06	PH.NYS	SNA.NYS	Pairs	0	0	12.31%	20	0	Parker Hannifin _ vs _ Snap-on	Trade	_ Sell
2025/08/06	XAR.ARC	XLC.ARC	Pairs	85	96	12.41%	200	50	Aerospace & Defense ETF _ vs _ Communication Services	Trade	_ Sell
2025/08/06	CAT.NYS	HD.NYS	Pairs	170	0	29.60%	220	50	Caterpillar Inc. _ vs _ Home Depot	Trade	_ Sell
2025/08/06	CAT.NYS	TRV.NYS	Pairs	170	0	35.65%	240	50	Caterpillar Inc. _ vs _ The Travelers Companies	Trade	_ Sell
2025/08/06	EMR.NYS	SNA.NYS	Pairs	85	0	22.58%	100	0	Emerson Electric _ vs _ Snap-on	Trade	_ Sell
2025/08/06	GWW.NYS	FTV.NYS	Pairs	170	0	36.45%	240	50	W. W. Grainger _ vs _ Fortive	Trade	_ Sell
2025/08/06	ORCL.NYS	MSI.NYS	Pairs	170	98	80.58%	370	90	Oracle Corporation _ vs _ Motorola Solutions	Trade	_ Sell
2025/08/06	PH.NYS	CPRT.NAS	Pairs	85	0	53.65%	140	0	Parker Hannifin _ vs _ Copart	Trade	_ Sell
2025/08/06	ROK.NYS	AME.NYS	Pairs	0	0	19.24%	0	0	Rockwell Automation, Inc. _ vs _ Ametek	Trade	_ Sell
2025/08/06	EMR.NYS	OEF.ARC	Relative	0	0	7.52%	20	0	Emerson Electric vs S&P 100 ETF	Trade	_ Sell
2025/08/06	EMR.NYS	XLY.ARC	Relative	0	0	10.75%	0	0	Emerson Electric _ vs _ SPDR :Industrial ETF	Trade	_ Sell
2025/08/06	EMR.NYS	GWW.NYS	Pairs	170	0	35.31%	240	50	Emerson Electric _ vs _ W. W. Grainger	Trade	_ Sell
2025/08/06	ROK.NYS	CPRT.NAS	Pairs	85	0	73.95%	100	0	Rockwell Automation, Inc. _ vs _ Copart	Trade	_ Sell

Monday, 25 August 2025				Daily TradeGuidance					 THE TRADINGFOREST thetradingforest.com		
Date	Code_A	Code_B	Strategy	Factor_324	Defcon_ Index	Mom_75 (days)	Wise_Owl	Wise_Owl (Rnk)	Name of Instrument	Caterpillar_ Guidance	Trade_Rating (Guidance)
2025/08/06	VOD.NAS	CRM.NYS	Pairs	170	96	28.94%	390	90	Vodafone Group Plc _ vs _ Salesforce	Trade	_ Sell
2025/08/06	CL.NYS	CAG.NYS	Pairs	170	96	20.15%	320	60	Colgate-Palmolive _ vs _ Conagra Brands	Trade	_ Sell
2025/08/06	GIS.NYS	CAG.NYS	Pairs	0	97	15.11%	100	0	General Mills _ vs _ Conagra Brands	Trade	_ Sell
2025/08/06	GS.NYS	WMT.NYS	Pairs	85	0	23.22%	100	0	Goldman Sachs _ vs _ Walmart	Trade	_ Sell
2025/08/06	MSFT.NAS	MSI.NYS	Pairs	170	94	31.25%	315	60	Microsoft Corporation _ vs _ Motorola Solutions	Trade	_ Sell
2025/08/06	MSFT.NAS	OEF.ARC	Relative	170	95	14.30%	360	75	Microsoft vs S&P 100 ETF	Trade	_ Sell
2025/08/06	CAT.NYS	CMI.NYS	Pairs	85	0	7.35%	100	0	Caterpillar Inc. _ vs _ Cummins	Trade	_ Sell
2025/08/06	D.NYS	PCG.NYS	Pairs	85	0	31.35%	100	0	Dominion Energy _ vs _ Pacific Gas & Electric Co.	Trade	_ Sell
2025/08/06	DIS.NYS	TEAM.NAS	Pairs	170	95	55.25%	350	75	Walt Disney Company (The) _ vs _ Atlassian	Trade	_ Sell
2025/08/06	INTU.NAS	ADP.NAS	Pairs	170	95	23.80%	345	75	Intuit _ vs _ Automatic Data Processing, Inc.	Trade	_ Sell
2025/08/06	NTRS.NAS	FLT.NYS	Pairs	170	99	38.95%	350	75	Northern Trust _ vs _ Fleetcor	Trade	_ Sell
2025/08/06	ROK.NYS	SNA.NYS	Pairs	85	0	27.15%	120	0	Rockwell Automation, Inc. _ vs _ Snap-on	Trade	_ Sell
2025/08/06	XBI.ARC	XHE.ARC	Pairs	170	96	10.21%	350	75	Biotech ETF _ vs _ Health Care Equipment	Trade	_ Sell
2025/08/06	BLK.NYS	FLT.NYS	Pairs	170	100	24.94%	390	90	BlackRock _ vs _ Fleetcor	Trade	_ Sell
2025/08/06	CAT.NYS	ITW.NYS	Pairs	170	97	31.03%	380	90	Caterpillar Inc. _ vs _ Illinois Tool Works	Trade	_ Sell
2025/08/06	CAT.NYS	SNA.NYS	Pairs	170	96	34.02%	370	90	Caterpillar Inc. _ vs _ Snap-on	Trade	_ Sell
2025/08/06	GOOG.NAS	WDAY.NAS	Pairs	170	99	26.10%	370	90	Alphabet Inc. (Class C) _ vs _ Workday, Inc.	Trade	_ Sell
2025/08/06	GS.NYS	FLT.NYS	Pairs	170	100	35.77%	390	90	Goldman Sachs _ vs _ Fleetcor	Trade	_ Sell
2025/08/06	HSY.NYS	CPB.NYS	Pairs	170	98	29.18%	390	90	Hershey's _ vs _ Campbell Soup Company	Trade	_ Sell
2025/08/06	MSFT.NAS	CRM.NYS	Pairs	170	99	43.99%	370	90	Microsoft Corporation _ vs _ Salesforce	Trade	_ Sell

Guidance to understanding our "Proprietary Signals and Reports"



Our Trading Reports are comprehensive and detailed - visit our Educational Library of videos at "[TheTradingForest.com](https://www.thetradingforest.com)" [for premium members] for a detailed explanation of our approach to trading.

Summary of our Analysis

Contribution to the Trade Decision

Guided Factor

This places the time frame of the current trade into perspective - our leading indicators have brought this trade to your attention. You will be guided by the 9day vs 21day, 33 day and 66 day. **From a practical perspective once you see a "guided factor of either a 33 day or 66 day" you actually relax and plan your trade !**

Ascendant Guidance

There are two forms of "Risk" - **Uncertainty** and **Exposure** ! The Ascendant Guidance focuses on the uncertainty part of the trade. We recommend that until a trader understands their own risk tolerance level only trades with an Ascendant Guidance levels of **Trade** and or **Research** are considered.

Wise_Owl (Rnk)

Focus on "**Wise_Owl(Rnk)**" levels of closer to 90 & 100 - the "**Wise_Owl(Rnk)**" needed to have a value of **90** and above at least within the last five to seven trading days of the "trade alert signal - panda signals".

Trade_Rating Guidance

There is no substitute for **Quality** - only consider Trades with a "**Trade_rating (Guidance)**" of **AA** & **AAA** within the last five to 7 trading days of the "**trade alert signal - panda signals**".

Guidance to understanding our "Proprietary Signals and Reports"



Defcon_Index



Get a decent understanding of the "**current form**" of the variable - how close are the values to either the minimum or maxim values. Be guided by the "**Defcon_Index**". Values of **> 95 are recommended for Sell Signals** and Values of **<-95 are recommended for Buy signals**.

324_Factor



Manipulate the "**odds in your favour**" - Search and Research the trades that have a 324_Factor of **+170 for a sell signal** and **- 170 for a buy signal**.

Margin of Safety and
75_Day_
Mom



Reaching the pinnacle of any challenge is about "small margins" and making the correct informed decisions. The relationship between the "**Margin of Safety**" and "**75_Day_Mom**" allows us to review the trade from a performance and risk perspective.

Understanding the
"short-term noise"



Is the current "**Trend**" still intact ? Or can we : be guided by the "**Trendsum**" to start analysing technical indicators. Look for a declining "**Trendsum**" for a **sell signal** and an increasing value of the "Trendsum" for a **buy signal**.

Let's talk about
Technicals



Once you are confident that you have a decent understanding of all the variables, use the "**Guided_Factor**" as a "compass" in finding your true north in selecting the timing of your open strategy by selecting appropriate **shorter-term technical indicators**.



Conclusion : We start our analysis, by trying to understand the trade with a **longer-term Technical Guidance** indicator and we plan our execution, using the **shorter-term Techninal Analysis indicators**.

THE TRADING PYRAMID

Path to Synergy in Your Trading



Summary of Contents

Name of Variable	Type of Variable	Decision Based / Contribution
Guided_Factor	Momentum : Variable	"Bigger Picture " - Gives the Trader a time perspective.
Ascendant Guidance	Risk : Variable	Don't attempt trades outside your Risk Tolerance levels.
Wise_Owl(Rnk)	Risk : Variable	Sum of the parts analysis - we have done the "maths" - Quality of the trade.
Trade_Rating Guidance	Momentum : Variable	Combining Risk and Momentum.
Caterpillar_Guidance	Quantitative Variable	Understanding the "Trend" of the price series variable.
Defcon_Index	Risk : Variable	Looking at the "bigger picture" in terms of the price performance over a longer-term perspective.
324_Factor	Quantitative Variable	Measuring the strength and direction of the price series.
Margin of Safety	Risk : Variable	Creating a "buffer in your trade".
75_Day Momentum	Risk : Variable	Undertanding the medium-term performance of the price series.
Trendsum	Quantitative Variable	How strong is the short-term trend ?
Let's talk Technicals	Technical Analysis	Plan your entry with the help of the "Guided_Factor" and Technical indicators of your choice.

14 STEP TRADING CHECKLIST

Ascendant Path

1

☐

Guided Factor

2

☐

Momentum Days

3

☐

The_Wise_Owl Rank

4

☐

Trade_Rating Guidance

5

☐

CaterPillar_Guidance

6

☐

Defon_Index

7

☐

Defon_Index_Guidance

8

☐

Factor_324

9

☐

324_Factor_Guidance

10

☐

75_Day_Momentum Value

11

☐

Trendsum

12

☐

Medium-Term Technical Indicators : 9day vs 21 day
& 21day Moving Average

13

☐

Longer-Term Technical Indicators : 33 day & 66 day
Moving Average

14

☐

TRADING IS LIKE A GAME OF CARDS

We can't undo a previous trade,
but we *can* aim to make the next trade better.



ASCENDANT GUIDANCE



CATERPILLAR GUIDANCE



S
e
|
|

NVDA.NAS

Nvidia

Technology

Semiconductors

New York

Market Cap : (B) 3 476 356

Follow the " 3day to 5day waiting period " before entering the trade : understand the Graph, Trend and Variables

ADP.NAS

Automatic Data Processing, Inc.

Technology

IT Services

New York



Market Cap : (B) 124 335

Plan your enrty levels. Focus on the process not the outcome. Expect further short-term deviation from the trade signal. "Patience"

-2.71512.075-4.448														
Date	Price or Relative Price	Short_Term_ Radar	Medium_ Term_Radar	Caterpillar_ %	Wise_ Owl(Rnk)	324_Factor	Factor_324	Defcon _Index	Defcon _Index_Trade	Margin of Safety	75_Day_Mom	Trade_Rating (Guidance)	Trendsum	
2025/07/01	0.494	No Trade	No Trade	20.68%	0	Absolutely No	0	90	Research Defon Sell	5.90%	24.26%	C	36	
2025/07/02	0.515	No Trade	No Trade	36.55%	0	Absolutely No	0	94	Research Defon Sell	10.42%	23.61%	C	36	
2025/07/03	0.515	No Trade	No Trade	36.38%	0	Absolutely No	0	94	Research Defon Sell	10.37%	27.86%	C	33	
2025/07/04	0.515	No Trade	No Trade	36.34%	0	Absolutely No	0	94	Research Defon Sell	10.36%	32.12%	C	31	
2025/07/07	0.513	No Trade	No Trade	34.54%	0	Absolutely No	0	93	Research Defon Sell	9.85%	30.45%	C	30	
2025/07/08	0.521	No Trade	No Trade	40.68%	0	Absolutely No	0	95	Research Defon Sell	11.60%	30.86%	C	30	
2025/07/09	0.528	No Trade	No Trade	45.73%	0	Absolutely No	0	95	Research Defon Sell	13.04%	32.51%	C	30	
2025/07/10	0.537	No Trade	No Trade	52.04%	0	Absolutely No	0	96	Research Defon Sell	14.84%	32.10%	C	30	
2025/07/11	0.545	No Trade	No Trade	58.25%	0	Absolutely No	0	97	Research Defon Sell	16.61%	44.86%	C	30	
2025/07/14	0.541	No Trade	No Trade	55.05%	30	Absolutely No	0	96	Research Defon Sell	15.70%	48.25%	C	31	
2025/07/15	0.572	No Trade	No Trade	78.73%	50	Research	85	100	Research Defon Sell	22.45%	57.03%	A	33	
2025/07/16	0.571	No Trade	No Trade	77.37%	50	Research	85	99	Research Defon Sell	22.06%	60.89%	A	35	
2025/07/17	0.573	No Trade	No Trade	78.75%	50	Research	85	100	Research Defon Sell	22.45%	59.36%	A	36	
2025/07/18	0.571	No Trade	No Trade	77.70%	50	Research	85	99	Research Defon Sell	22.16%	58.95%	A	38	
2025/07/21	0.570	No Trade	No Trade	76.26%	50	Research	85	99	Research Defon Sell	21.75%	70.86%	A	38	
2025/07/21	0.570	No Trade	No Trade	76.26%	50	Research	85	99	Research Defon Sell	21.75%	72.80%	A	37	
2025/07/22	0.551	No Trade	No Trade	62.52%	50	Research	85	96	Research Defon Sell	17.83%	58.78%	B	33	
2025/07/23	0.561	Sell_Panda_ST	No Trade	70.02%	50	Research	85	98	Research Defon Sell	19.97%	61.33%	B	30	
2025/07/24	0.567	Sell_Panda_ST	No Trade	74.45%	50	Research	85	99	Research Defon Sell	21.23%	46.23%	B	25	
2025/07/25	0.562	Sell_Panda_ST	No Trade	70.53%	50	Research	85	98	Research Defon Sell	20.11%	52.71%	B	21	
2025/07/28	0.576	No Trade	No Trade	80.71%	50	Research	85	100	Research Defon Sell	23.01%	55.52%	A	19	
2025/07/29	0.569	No Trade	No Trade	75.21%	50	Research	85	99	Research Defon Sell	21.45%	54.89%	B	19	
2025/07/30	0.577	No Trade	No Trade	81.07%	50	Research	85	100	Research Defon Sell	23.12%	53.16%	A	19	
2025/07/31	0.575	No Trade	No Trade	79.64%	50	Research	85	100	Research Defon Sell	22.71%	61.78%	A	22	
2025/08/01	0.578	No Trade	No Trade	82.23%	50	Research	85	100	Research Defon Sell	23.45%	67.09%	A	25	
2025/08/04	0.596	No Trade	No Trade	95.03%	50	Research	85	100	Research Defon Sell	27.10%	76.38%	A	27	
2025/08/05	0.595	No Trade	No Trade	94.83%	50	Research	85	100	Research Defon Sell	27.04%	70.14%	A	29	
2025/08/06	0.595	No Trade	No Trade	94.40%	60	Research	85	100	Research Defon Sell	26.92%	64.62%	A	31	
2025/08/07	0.596	No Trade	No Trade	94.97%	60	Research	85	100	Research Defon Sell	27.08%	56.55%	A	33	
2025/08/08	0.597	No Trade	No Trade	96.26%	100	Research	170	100	Research Defon Sell	27.45%	61.31%	AAA	33	
2025/08/11	0.599	No Trade	No Trade	97.61%	100	Research	170	100	Research Defon Sell	27.83%	62.63%	AAA	33	
2025/08/12	0.611	No Trade	No Trade	100.00%	100	Research	170	100	Research Defon Sell	30.35%	68.70%	AAA	34	
2025/08/13	0.595	No Trade	No Trade	88.84%	100	Research	170	97	Research Defon Sell	26.96%	59.36%	AAA	34	
2025/08/14	0.603	No Trade	No Trade	94.33%	100	Research	170	99	Research Defon Sell	28.63%	59.97%	AAA	34	
2025/08/15	0.598	Sell_Panda_ST	No Trade	90.48%	100	Research	170	98	Research Defon Sell	27.46%	59.68%	AAA	34	
2025/08/18	0.601	No Trade	No Trade	92.76%	100	Research	170	98	Research Defon Sell	28.15%	60.66%	AAA	32	
2025/08/19	0.575	Sell_Panda_ST	Sell_Panda_ST	73.85%	50	Research	170	0	Absolutely no Trade	22.41%	49.78%	B	27	
2025/08/20	0.568	Sell_Panda_ST	Sell_Panda_ST	68.94%	50	Research	170	0	Absolutely no Trade	20.92%	48.50%	B	21	
2025/08/21	0.574	Sell_Panda_ST	Sell_Panda_ST	73.27%	50	Research	170	0	Absolutely no Trade	22.24%	51.37%	B	16	
2025/08/22	0.578	No Trade	No Trade	76.15%	50	Research	170	0	Absolutely no Trade	23.11%	45.38%	B	10	



Date	9_day	9 vs 21_day	33_day
2025/07/08	Buy_9day	Buy 9 vs 21	Buy 33_Day
2025/07/09	Buy_9day	Buy 9 vs 21	Buy 33_Day
2025/07/10	Buy_9day	Buy 9 vs 21	Buy 33_Day
2025/07/11	Buy_9day	Buy 9 vs 21	Buy 33_Day
2025/07/14	Buy_9day	Buy 9 vs 21	Buy 33_Day
2025/07/15	Buy_9day	Buy 9 vs 21	Buy 33_Day
2025/07/16	Buy_9day	Buy 9 vs 21	Buy 33_Day
2025/07/17	Buy_9day	Buy 9 vs 21	Buy 33_Day
2025/07/18	Buy_9day	Buy 9 vs 21	Buy 33_Day
2025/07/21	Buy_9day	Buy 9 vs 21	Buy 33_Day
2025/07/21	Buy_9day	Buy 9 vs 21	Buy 33_Day
2025/07/22	Sell_9day	Buy 9 vs 21	Buy 33_Day
2025/07/23	Sell_9day	Buy 9 vs 21	Buy 33_Day
2025/07/24	Sell_9day	Buy 9 vs 21	Buy 33_Day
2025/07/25	Sell_9day	Buy 9 vs 21	Buy 33_Day
2025/07/28	Buy_9day	Buy 9 vs 21	Buy 33_Day
2025/07/29	Buy_9day	Buy 9 vs 21	Buy 33_Day
2025/07/30	Buy_9day	Buy 9 vs 21	Buy 33_Day
2025/07/31	Buy_9day	Buy 9 vs 21	Buy 33_Day
2025/08/01	Buy_9day	Buy 9 vs 21	Buy 33_Day
2025/08/04	Buy_9day	Buy 9 vs 21	Buy 33_Day
2025/08/05	Buy_9day	Buy 9 vs 21	Buy 33_Day
2025/08/06	Buy_9day	Buy 9 vs 21	Buy 33_Day
2025/08/07	Buy_9day	Buy 9 vs 21	Buy 33_Day
2025/08/08	Buy_9day	Buy 9 vs 21	Buy 33_Day
2025/08/11	Buy_9day	Buy 9 vs 21	Buy 33_Day
2025/08/12	Buy_9day	Buy 9 vs 21	Buy 33_Day
2025/08/13	Sell_9day	Buy 9 vs 21	Buy 33_Day
2025/08/14	Buy_9day	Buy 9 vs 21	Buy 33_Day
2025/08/15	Sell_9day	Buy 9 vs 21	Buy 33_Day
2025/08/18	Buy_9day	Buy 9 vs 21	Buy 33_Day
2025/08/19	Sell_9day	Buy 9 vs 21	Buy 33_Day
2025/08/20	Sell_9day	Buy 9 vs 21	Sell 33_Day
2025/08/21	Sell_9day	Buy 9 vs 21	Sell 33_Day
2025/08/22	Sell_9day	Buy 9 vs 21	Buy 33_Day

Strategy Universe		Pairs_NYSE_Nasdaq50	Ascendant guidance		Trade	Strategy_Open Date	2025/08/13	Caterpillar Guidance	Trade			
<div><div>— NVDA.NAS</div><div>--- 21 per. Mov. Avg. (NVDA.NAS)</div><div>— Linear (NVDA.NAS)</div></div> 			<div><div>— ADP.NAS</div><div>--- 21 per. Mov. Avg. (ADP.NAS)</div><div>— Linear (ADP.NAS)</div></div> 									
									(+) : Mom Days	54		
									(-) : Mom Days	0		
									Guided : Factor	33 day		
									324_Buy Guidance	0.0%		
									324_Sell Guidance	94.6%		
									Mom_75 (days)	45.4%		
									9 vs 21 day	0.46%		
									Price vs 9 day	-1.91%		

S
e
|
|

NVDA.NAS

Nvidia

Technology

Semiconductors

New York

Market Cap : (B)

3 476 356

Follow the " 3day to 5day waiting period " before entering the trade : understand the Graph, Trend and Variables

ADSK.NAS

Autodesk

Technology

Software

New York

Market Cap : (B)

69 085

Plan your enrty levels. Focus on the process not the outcome. Expect further short-term deviation from the trade signal. "Patience"

-2.71811.503-4.232														
Date	Price or Relative Price	Short_Term_ Radar	Medium_ Term_Radar	Caterpillar_ %	Wise_ Owl(Rnk)	324_Factor	Factor_324	Defcon _Index	Defcon _Index_Trade	Margin of Safety	75_Day_Mom	Trade_Rating (Guidance)	Trendsum	
2025/07/01	0.492	No Trade	No Trade	3.17%	0	Absolutely No	0	89	Research Defon Sell	0.79%	5.08%	C	23	
2025/07/02	0.507	No Trade	No Trade	15.33%	0	Absolutely No	0	92	Research Defon Sell	3.82%	5.96%	C	24	
2025/07/03	0.503	No Trade	No Trade	12.39%	0	Absolutely No	0	91	Research Defon Sell	3.09%	9.71%	C	22	
2025/07/04	0.503	No Trade	No Trade	12.35%	0	Absolutely No	0	91	Research Defon Sell	3.08%	13.32%	C	21	
2025/07/07	0.502	Sell_Panda_ST	No Trade	11.11%	0	Absolutely No	0	91	Research Defon Sell	2.77%	14.57%	C	21	
2025/07/08	0.508	No Trade	No Trade	16.19%	0	Absolutely No	0	92	Research Defon Sell	4.03%	14.80%	C	20	
2025/07/09	0.530	No Trade	No Trade	34.22%	0	Absolutely No	0	95	Research Defon Sell	8.53%	20.36%	C	20	
2025/07/10	0.574	No Trade	No Trade	69.89%	50	Research	85	99	Research Defon Sell	17.41%	27.17%	A	20	
2025/07/11	0.588	No Trade	No Trade	81.85%	50	Research	85	100	Research Defon Sell	20.39%	40.23%	A	20	
2025/07/14	0.557	No Trade	No Trade	56.10%	0	Research	85	0	Absolutely no Trade	13.98%	34.87%	C	21	
2025/07/15	0.591	No Trade	No Trade	83.74%	50	Research	85	100	Research Defon Sell	20.86%	40.93%	A	24	
2025/07/16	0.592	No Trade	No Trade	84.73%	50	Research	85	100	Research Defon Sell	21.11%	43.01%	A	27	
2025/07/17	0.592	No Trade	No Trade	84.78%	50	Research	85	100	Research Defon Sell	21.12%	42.25%	A	29	
2025/07/18	0.580	No Trade	No Trade	75.13%	50	Research	85	98	Research Defon Sell	18.72%	40.84%	B	31	
2025/07/21	0.581	No Trade	No Trade	75.12%	50	Research	85	98	Research Defon Sell	18.72%	46.67%	B	31	
2025/07/21	0.581	Sell_Panda_ST	No Trade	75.12%	50	Research	85	98	Research Defon Sell	18.72%	51.15%	B	30	
2025/07/22	0.558	Sell_Panda_ST	No Trade	56.36%	0	Research	85	0	Absolutely no Trade	14.04%	39.18%	C	26	
2025/07/23	0.567	Sell_Panda_ST	No Trade	64.17%	50	Research	85	96	Research Defon Sell	15.99%	40.73%	B	23	
2025/07/24	0.577	Sell_Panda_ST	No Trade	72.00%	50	Research	85	97	Research Defon Sell	17.94%	33.00%	B	18	
2025/07/25	0.572	Sell_Panda_ST	No Trade	67.90%	50	Research	85	97	Research Defon Sell	16.92%	36.64%	B	14	
2025/07/28	0.581	No Trade	No Trade	74.66%	50	Research	85	98	Research Defon Sell	18.60%	35.25%	B	13	
2025/07/29	0.572	No Trade	No Trade	67.97%	50	Research	85	97	Research Defon Sell	16.94%	34.80%	B	13	
2025/07/30	0.582	No Trade	No Trade	75.59%	50	Research	85	98	Research Defon Sell	18.83%	37.58%	B	14	
2025/07/31	0.587	No Trade	No Trade	79.67%	50	Research	85	99	Research Defon Sell	19.85%	46.11%	A	17	
2025/08/01	0.585	No Trade	No Trade	78.02%	50	Research	85	99	Research Defon Sell	19.44%	49.53%	B	20	
2025/08/04	0.595	No Trade	No Trade	86.19%	50	Research	85	100	Research Defon Sell	21.48%	57.13%	A	22	
2025/08/05	0.596	No Trade	No Trade	86.75%	50	Research	85	100	Research Defon Sell	21.62%	53.39%	A	24	
2025/08/06	0.588	No Trade	No Trade	80.25%	50	Research	85	99	Research Defon Sell	20.00%	50.09%	B	27	
2025/08/07	0.617	No Trade	No Trade	100.00%	50	Research	85	100	Research Defon Sell	25.91%	50.02%	A	29	
2025/08/08	0.629	No Trade	No Trade	100.00%	50	Research	85	100	Research Defon Sell	28.26%	56.93%	A	29	
2025/08/11	0.640	No Trade	No Trade	100.00%	50	Research	85	100	Research Defon Sell	30.48%	60.11%	A	30	
2025/08/12	0.647	No Trade	No Trade	100.00%	60	Research	85	100	Research Defon Sell	32.00%	62.94%	A	31	
2025/08/13	0.633	No Trade	No Trade	90.75%	60	Research	85	98	Research Defon Sell	29.04%	55.04%	B	32	
2025/08/14	0.641	No Trade	No Trade	96.30%	60	Research	85	99	Research Defon Sell	30.81%	56.86%	A	33	
2025/08/15	0.629	No Trade	No Trade	88.52%	60	Research	85	97	Research Defon Sell	28.32%	54.86%	B	33	
2025/08/18	0.628	No Trade	No Trade	87.77%	60	Research	85	97	Research Defon Sell	28.08%	54.21%	B	31	
2025/08/19	0.607	Sell_Panda_ST	No Trade	74.27%	50	Research	170	0	Absolutely no Trade	23.76%	46.99%	B	26	
2025/08/20	0.608	Sell_Panda_ST	No Trade	74.52%	50	Research	170	0	Absolutely no Trade	23.84%	49.95%	B	20	
2025/08/21	0.612	Sell_Panda_ST	No Trade	77.02%	50	Research	170	0	Absolutely no Trade	24.64%	50.75%	B	15	
2025/08/22	0.613	No Trade	No Trade	77.98%	50	Research	170	0	Absolutely no Trade	24.95%	46.19%	B	10	

S
e
|
|

ORCL.NYS

Oracle Corporation

Technology

Software

New York

Market Cap : (B)

532 848

Follow the " 3day to 5day waiting period " before entering the trade : understand the Graph, Trend and Variables

ADSK.NAS

Autodesk

Technology

Software

New York

Market Cap : (B)

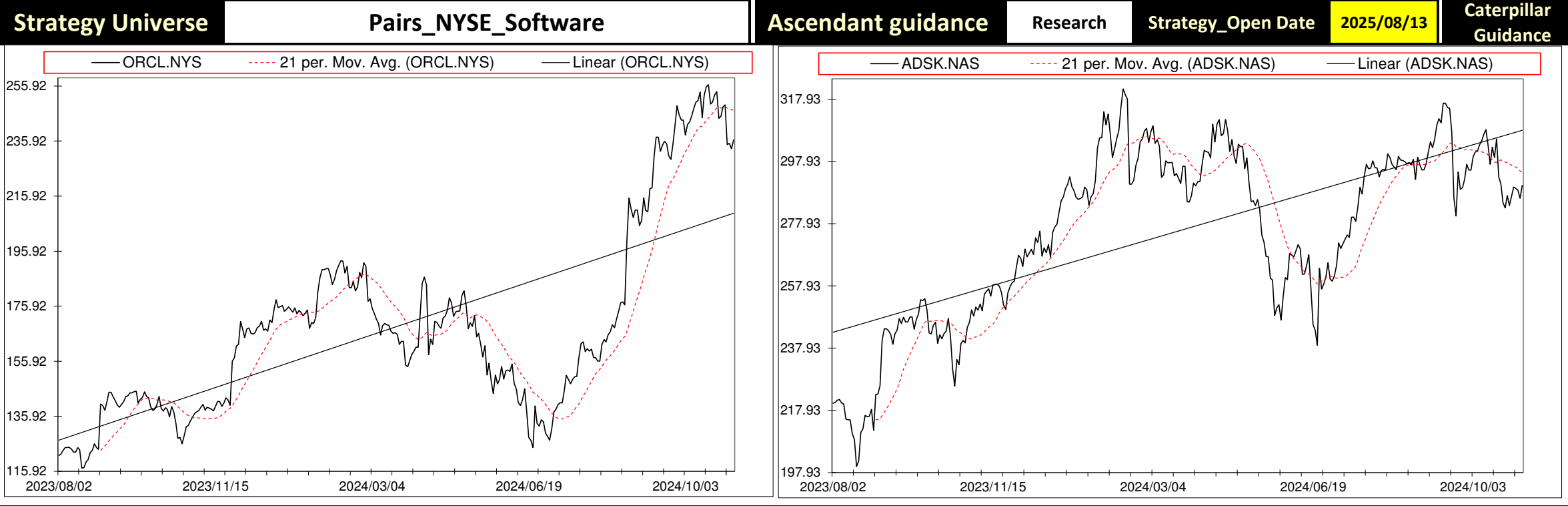
69 085

Plan your enrty levels. Focus on the process not the outcome. Expect further short-term deviation from the trade signal. "Patience"

-2.285														58.412		-25.561	
Date	Price or Relative Price	Short_Term_ Radar	Medium_ Term_Radar	Caterpillar_ %	Wise_ Owl(Rnk)	324_Factor	Factor_324	Defcon _Index	Defcon _Index_Trade	Margin of Safety	75_Day_Mom	Trade_Rating (Guidance)	Trendsum				
2025/07/01	0.703	No Trade	No Trade	34.35%	0	Absolutely No	0	95	Research Defon Sell	5.46%	17.48%	C	7				
2025/07/02	0.741	No Trade	No Trade	70.41%	0	Absolutely No	0	100	Research Defon Sell	11.18%	26.31%	C	10				
2025/07/03	0.749	No Trade	No Trade	77.99%	30	Absolutely No	0	100	Research Defon Sell	12.39%	26.82%	C	13				
2025/07/04	0.749	No Trade	No Trade	77.65%	30	Absolutely No	0	100	Research Defon Sell	12.34%	30.36%	C	16				
2025/07/07	0.737	No Trade	No Trade	64.54%	0	Absolutely No	0	98	Research Defon Sell	10.25%	29.64%	C	18				
2025/07/08	0.745	No Trade	No Trade	71.78%	0	Absolutely No	0	99	Research Defon Sell	11.40%	30.59%	C	18				
2025/07/09	0.767	No Trade	No Trade	92.89%	30	Absolutely No	0	100	Research Defon Sell	14.76%	34.73%	C	19				
2025/07/10	0.821	No Trade	No Trade	100.00%	50	Research	85	100	Research Defon Sell	22.76%	42.77%	A	20				
2025/07/11	0.822	No Trade	No Trade	100.00%	50	Research	85	100	Research Defon Sell	22.84%	50.89%	A	22				
2025/07/14	0.778	No Trade	No Trade	70.57%	30	Research	85	0	Absolutely no Trade	16.12%	44.07%	C	25				
2025/07/15	0.813	No Trade	No Trade	92.99%	50	Research	85	99	Research Defon Sell	21.24%	51.02%	B	25				
2025/07/16	0.834	No Trade	No Trade	100.00%	50	Research	85	100	Research Defon Sell	24.23%	56.09%	A	25				
2025/07/17	0.851	No Trade	No Trade	100.00%	50	Research	85	100	Research Defon Sell	26.83%	58.72%	A	27				
2025/07/18	0.826	No Trade	No Trade	85.86%	50	Research	85	97	Research Defon Sell	23.04%	51.79%	B	30				
2025/07/21	0.825	No Trade	No Trade	84.52%	50	Research	85	97	Research Defon Sell	22.68%	54.61%	B	33				
2025/07/21	0.825	No Trade	No Trade	84.52%	50	Research	85	97	Research Defon Sell	22.68%	57.93%	B	33				
2025/07/22	0.795	Sell_Panda_ST	No Trade	67.74%	30	Research	85	0	Absolutely no Trade	18.17%	52.35%	C	29				
2025/07/23	0.804	Sell_Panda_ST	No Trade	72.24%	30	Research	85	0	Absolutely no Trade	19.38%	54.18%	C	25				
2025/07/24	0.806	Sell_Panda_ST	No Trade	73.56%	0	Research	85	0	Absolutely no Trade	19.73%	52.14%	C	20				
2025/07/25	0.808	Sell_Panda_ST	No Trade	74.31%	0	Research	85	0	Absolutely no Trade	19.94%	55.72%	C	17				
2025/07/28	0.814	Sell_Panda_ST	No Trade	76.63%	75	Research	170	96	Research Defon Sell	20.56%	58.87%	AA	15				
2025/07/29	0.815	No Trade	No Trade	77.37%	75	Research	170	96	Research Defon Sell	20.76%	57.87%	AA	14				
2025/07/30	0.813	No Trade	No Trade	76.03%	75	Research	170	96	Research Defon Sell	20.40%	61.11%	AA	14				
2025/07/31	0.837	No Trade	No Trade	89.03%	90	Research	170	98	Research Defon Sell	23.89%	67.86%	AAA	17				
2025/08/01	0.823	No Trade	No Trade	80.92%	75	Research	170	97	Research Defon Sell	21.71%	66.01%	AA	20				
2025/08/04	0.835	No Trade	No Trade	86.83%	90	Research	170	98	Research Defon Sell	23.30%	71.33%	AAA	22				
2025/08/05	0.855	No Trade	No Trade	97.45%	90	Research	170	100	Research Defon Sell	26.15%	71.97%	AAA	24				
2025/08/06	0.840	No Trade	No Trade	89.39%	90	Research	170	98	Research Defon Sell	23.98%	66.03%	AAA	26				
2025/08/07	0.851	No Trade	No Trade	95.18%	90	Research	170	100	Research Defon Sell	25.54%	65.90%	AAA	26				
2025/08/08	0.860	No Trade	No Trade	99.93%	90	Research	170	100	Research Defon Sell	26.81%	66.64%	AAA	26				
2025/08/11	0.888	No Trade	No Trade	100.00%	90	Research	170	100	Research Defon Sell	30.69%	72.08%	AAA	26				
2025/08/12	0.897	No Trade	No Trade	100.00%	90	Research	170	100	Research Defon Sell	31.97%	74.80%	AAA	27				
2025/08/13	0.851	No Trade	No Trade	78.57%	50	Research	170	0	Absolutely no Trade	25.12%	59.93%	B	27				
2025/08/14	0.863	No Trade	No Trade	84.14%	90	Research	170	96	Research Defon Sell	26.90%	60.36%	AA	28				
2025/08/15	0.866	No Trade	No Trade	85.15%	90	Research	170	97	Research Defon Sell	27.22%	62.44%	AA	29				
2025/08/18	0.860	Sell_Panda_ST	No Trade	81.83%	90	Research	170	96	Research Defon Sell	26.16%	62.22%	AA	28				
2025/08/19	0.811	Sell_Panda_ST	Sell_Panda_ST	59.30%	50	Research	170	0	Absolutely no Trade	18.96%	53.88%	B	23				
2025/08/20	0.814	Sell_Panda_ST	Sell_Panda_ST	60.61%	50	Research	170	0	Absolutely no Trade	19.38%	56.93%	B	19				
2025/08/21	0.815	Sell_Panda_ST	Sell_Panda_ST	60.74%	50	Research	170	0	Absolutely no Trade	19.42%	55.86%	B	13				
2025/08/22	0.814	No Trade	No Trade	60.27%	50	Research	170	0	Absolutely no Trade	19.27%	51.88%	B	8				



Date	9 day	9 vs 21 day	33 day
2025/07/08	Buy_9day	Buy 9 vs 21	Buy 33_Day
2025/07/09	Buy_9day	Buy 9 vs 21	Buy 33_Day
2025/07/10	Buy_9day	Buy 9 vs 21	Buy 33_Day
2025/07/11	Buy_9day	Buy 9 vs 21	Buy 33_Day
2025/07/14	Buy_9day	Buy 9 vs 21	Buy 33_Day
2025/07/15	Buy_9day	Buy 9 vs 21	Buy 33_Day
2025/07/16	Buy_9day	Buy 9 vs 21	Buy 33_Day
2025/07/17	Buy_9day	Buy 9 vs 21	Buy 33_Day
2025/07/18	Buy_9day	Buy 9 vs 21	Buy 33_Day
2025/07/21	Buy_9day	Buy 9 vs 21	Buy 33_Day
2025/07/21	Buy_9day	Buy 9 vs 21	Buy 33_Day
2025/07/22	Sell_9day	Buy 9 vs 21	Buy 33_Day
2025/07/23	Sell_9day	Buy 9 vs 21	Buy 33_Day
2025/07/24	Sell_9day	Buy 9 vs 21	Buy 33_Day
2025/07/25	Sell_9day	Buy 9 vs 21	Buy 33_Day
2025/07/28	Sell_9day	Buy 9 vs 21	Buy 33_Day
2025/07/29	Buy_9day	Buy 9 vs 21	Buy 33_Day
2025/07/30	Buy_9day	Buy 9 vs 21	Buy 33_Day
2025/07/31	Buy_9day	Buy 9 vs 21	Buy 33_Day
2025/08/01	Buy_9day	Buy 9 vs 21	Buy 33_Day
2025/08/04	Buy_9day	Buy 9 vs 21	Buy 33_Day
2025/08/05	Buy_9day	Buy 9 vs 21	Buy 33_Day
2025/08/06	Buy_9day	Buy 9 vs 21	Buy 33_Day
2025/08/07	Buy_9day	Buy 9 vs 21	Buy 33_Day
2025/08/08	Buy_9day	Buy 9 vs 21	Buy 33_Day
2025/08/11	Buy_9day	Buy 9 vs 21	Buy 33_Day
2025/08/12	Buy_9day	Buy 9 vs 21	Buy 33_Day
2025/08/13	Sell_9day	Buy 9 vs 21	Buy 33_Day
2025/08/14	Buy_9day	Buy 9 vs 21	Buy 33_Day
2025/08/15	Buy_9day	Buy 9 vs 21	Buy 33_Day
2025/08/18	Sell_9day	Buy 9 vs 21	Buy 33_Day
2025/08/19	Sell_9day	Buy 9 vs 21	Sell 33_Day
2025/08/20	Sell_9day	Buy 9 vs 21	Sell 33_Day
2025/08/21	Sell_9day	Buy 9 vs 21	Sell 33_Day
2025/08/22	Sell_9day	Buy 9 vs 21	Sell 33_Day



S
e
|
|

SYN

Sysco Corporation

Consumer Staples

Food & Staples Retailing

New York

Market Cap : (B)

37 230

CLX

Clorox

Consumer Staples

Household Products

New York

Market Cap : (B)

20 956

Follow the " 3day to 5day waiting period " before entering the trade : understand the Graph, Trend and Variables

Plan your enrty levels. Focus on the process not the outcome. Expect further short-term deviation from the trade signal. "Patience"

-2.32635.492-15.257														
Date	Price or Relative Price	Short_Term_ Radar	Medium_ Term_Radar	Caterpillar_ %	Wise_ Owl(Rnk)	324_Factor	Factor_324	Defcon _Index	Defcon _Index_Trade	Margin of Safety	75_Day_Mom	Trade_Rating (Guidance)	Trendsum	
2025/07/01	0.626	No Trade	No Trade	66.48%	50	Research	85	99	Research Defon Sell	12.46%	26.64%	A	49	
2025/07/02	0.623	No Trade	No Trade	63.34%	50	Research	85	99	Research Defon Sell	11.88%	25.15%	B	47	
2025/07/03	0.618	Sell_Panda_ST	No Trade	58.44%	50	Research	85	98	Research Defon Sell	10.96%	22.79%	B	43	
2025/07/04	0.618	Sell_Panda_ST	No Trade	59.86%	50	Research	85	98	Research Defon Sell	10.92%	20.45%	B	37	
2025/07/07	0.616	Sell_Panda_ST	No Trade	56.93%	50	Research	85	98	Research Defon Sell	10.38%	23.50%	B	31	
2025/07/08	0.608	Sell_Panda_ST	Sell_Panda_ST	48.54%	50	Research	85	96	Research Defon Sell	8.85%	24.04%	B	25	
2025/07/09	0.606	Sell_Panda_ST	Sell_Panda_ST	46.59%	50	Research	85	96	Research Defon Sell	8.50%	23.39%	B	19	
2025/07/10	0.606	Sell_Panda_ST	Sell_Panda_ST	46.50%	50	Research	85	96	Research Defon Sell	8.48%	22.07%	B	13	
2025/07/11	0.607	No Trade	No Trade	47.59%	50	Research	85	96	Research Defon Sell	8.68%	19.34%	B	7	
2025/07/14	0.610	No Trade	No Trade	49.56%	50	Research	85	97	Research Defon Sell	9.04%	19.96%	B	3	
2025/07/15	0.615	No Trade	No Trade	54.41%	50	Research	85	98	Research Defon Sell	9.92%	21.42%	B	1	
2025/07/16	0.609	No Trade	No Trade	48.41%	50	Research	85	97	Research Defon Sell	8.83%	19.53%	B	1	
2025/07/17	0.603	No Trade	No Trade	41.93%	50	Research	85	96	Research Defon Sell	7.65%	18.21%	B	-3	
2025/07/18	0.611	No Trade	No Trade	49.63%	50	Research	85	97	Research Defon Sell	9.05%	19.75%	B	-5	
2025/07/21	0.622	No Trade	No Trade	59.90%	50	Research	85	99	Research Defon Sell	10.92%	22.63%	B	-6	
2025/07/21	0.622	No Trade	No Trade	59.90%	50	Research	85	99	Research Defon Sell	10.92%	25.24%	B	-6	
2025/07/22	0.618	No Trade	No Trade	55.80%	50	Research	85	98	Research Defon Sell	10.18%	23.58%	B	-7	
2025/07/23	0.614	No Trade	No Trade	52.17%	50	Research	85	97	Research Defon Sell	9.51%	23.26%	B	-5	
2025/07/24	0.608	No Trade	No Trade	45.31%	50	Research	85	96	Research Defon Sell	8.26%	19.55%	B	-7	
2025/07/25	0.614	No Trade	No Trade	51.16%	50	Research	85	97	Research Defon Sell	9.33%	24.13%	B	-9	
2025/07/28	0.631	No Trade	No Trade	67.72%	50	Research	85	100	Research Defon Sell	12.35%	26.82%	A	-8	
2025/07/29	0.617	No Trade	No Trade	53.35%	50	Research	85	98	Research Defon Sell	9.73%	21.04%	B	-6	
2025/07/30	0.635	No Trade	No Trade	70.61%	50	Research	85	100	Research Defon Sell	12.88%	24.22%	A	-4	
2025/07/31	0.634	No Trade	No Trade	69.49%	50	Research	85	100	Research Defon Sell	12.67%	22.68%	A	-1	
2025/08/01	0.649	No Trade	No Trade	83.84%	50	Research	85	100	Research Defon Sell	15.29%	26.43%	A	1	
2025/08/04	0.640	No Trade	No Trade	74.42%	50	Research	85	99	Research Defon Sell	13.57%	24.01%	B	4	
2025/08/05	0.632	No Trade	No Trade	66.64%	50	Research	85	97	Research Defon Sell	12.15%	20.64%	B	4	
2025/08/06	0.649	No Trade	No Trade	83.00%	50	Research	85	100	Research Defon Sell	15.14%	23.11%	A	8	
2025/08/07	0.637	No Trade	No Trade	71.39%	50	Research	85	98	Research Defon Sell	13.02%	24.26%	B	12	
2025/08/08	0.646	No Trade	No Trade	79.36%	50	Research	85	99	Research Defon Sell	14.47%	27.28%	A	15	
2025/08/11	0.654	No Trade	No Trade	86.78%	50	Research	85	100	Research Defon Sell	15.83%	31.51%	A	16	
2025/08/12	0.657	No Trade	No Trade	89.74%	50	Research	85	100	Research Defon Sell	16.37%	31.03%	A	19	
2025/08/13	0.669	No Trade	No Trade	100.00%	50	Research	85	100	Research Defon Sell	18.33%	32.08%	A	21	
2025/08/14	0.668	No Trade	No Trade	98.87%	50	Research	85	100	Research Defon Sell	18.13%	31.29%	A	24	
2025/08/15	0.651	No Trade	No Trade	82.28%	50	Research	85	97	Research Defon Sell	15.08%	27.53%	B	25	
2025/08/18	0.663	No Trade	No Trade	93.33%	50	Research	85	99	Research Defon Sell	17.11%	27.90%	A	27	
2025/08/19	0.658	No Trade	No Trade	88.23%	50	Research	85	98	Research Defon Sell	16.18%	27.36%	B	26	
2025/08/20	0.668	No Trade	No Trade	97.54%	50	Research	85	100	Research Defon Sell	17.88%	28.55%	A	28	
2025/08/21	0.665	No Trade	No Trade	94.77%	50	Research	85	99	Research Defon Sell	17.37%	26.71%	A	26	
2025/08/22	0.667	No Trade	No Trade	96.60%	90	Research	170	100	Research Defon Sell	17.71%	28.09%	AAA	24	

S
e
l
l

TRGP.NYS

Targa Resources

Energy

Oil, Gas & Consumable Fuels

New York

Market Cap : (B)

45 207

Follow the " 3day to 5day waiting period " before entering the trade : understand the Graph, Trend and Variables

TPL.NYS

Texas Pacific Land Corporation

Energy

Oil & Gas Exploration & Production

New York

Market Cap : (B)

39 747

Plan your enrty levels. Focus on the process not the outcome. Expect further short-term deviation from the trade signal. "Patience"

-2.047															-37.323															18.229																			
Date	Price or Relative Price	Short_Term_ Radar	Medium_ Term_Radar	Caterpillar_ %	Wise_ Owl(Rnk)	324_Factor	Factor_324	Defcon _Index	Defcon _Index_Trade		Margin of Safety	75_Day_Mom	Trade_Rating (Guidance)	Trendsum																																			
2025/07/01	0.161	No Trade	No Trade	40.69%	0	Absolutely No	0	83	Research	Defon Sell	8.59%	10.43%	C	45																																			
2025/07/02	0.162	No Trade	No Trade	44.69%	0	Absolutely No	0	84	Research	Defon Sell	9.44%	12.54%	C	44																																			
2025/07/03	0.161	No Trade	No Trade	42.15%	0	Absolutely No	0	84	Research	Defon Sell	8.90%	9.88%	C	42																																			
2025/07/04	0.161	Sell_Panda_ST	No Trade	42.32%	0	Absolutely No	0	84	Research	Defon Sell	8.94%	11.55%	C	39																																			
2025/07/07	0.167	No Trade	No Trade	60.55%	50	Research	85	86	Research	Defon Sell	12.79%	16.11%	C	39																																			
2025/07/08	0.167	No Trade	No Trade	60.26%	50	Research	85	86	Research	Defon Sell	12.73%	14.56%	C	38																																			
2025/07/09	0.163	No Trade	No Trade	48.55%	30	Research	85	84	Research	Defon Sell	10.25%	5.09%	C	37																																			
2025/07/10	0.162	No Trade	No Trade	47.14%	30	Research	85	84	Research	Defon Sell	9.96%	6.60%	C	36																																			
2025/07/11	0.164	No Trade	No Trade	52.98%	30	Research	85	85	Research	Defon Sell	11.19%	10.44%	C	32																																			
2025/07/14	0.166	No Trade	No Trade	59.88%	30	Research	85	86	Research	Defon Sell	12.65%	11.23%	C	29																																			
2025/07/15	0.172	No Trade	No Trade	79.63%	50	Research	85	88	Research	Defon Sell	16.82%	13.73%	C	31																																			
2025/07/16	0.168	No Trade	No Trade	66.76%	50	Research	85	86	Research	Defon Sell	14.10%	11.19%	C	33																																			
2025/07/17	0.168	No Trade	No Trade	65.50%	50	Research	85	86	Research	Defon Sell	13.84%	11.78%	C	33																																			
2025/07/18	0.172	No Trade	No Trade	77.96%	50	Research	85	88	Research	Defon Sell	16.47%	16.07%	C	32																																			
2025/07/21	0.168	No Trade	No Trade	68.06%	50	Research	85	86	Research	Defon Sell	14.38%	13.75%	C	29																																			
2025/07/21	0.168	No Trade	No Trade	68.06%	50	Research	85	86	Research	Defon Sell	14.38%	12.70%	C	27																																			
2025/07/22	0.173	No Trade	No Trade	84.43%	50	Research	85	89	Research	Defon Sell	17.84%	21.05%	C	28																																			
2025/07/23	0.177	No Trade	No Trade	96.53%	50	Research	85	90	Research	Defon Sell	20.39%	23.25%	C	30																																			
2025/07/24	0.171	No Trade	No Trade	76.67%	50	Research	85	87	Research	Defon Sell	16.20%	24.32%	C	33																																			
2025/07/25	0.169	No Trade	No Trade	71.19%	50	Research	85	86	Research	Defon Sell	15.04%	23.54%	C	32																																			
2025/07/28	0.171	No Trade	No Trade	78.93%	50	Research	85	87	Research	Defon Sell	16.67%	29.49%	C	30																																			
2025/07/29	0.171	Sell_Panda_ST	No Trade	76.91%	50	Research	85	87	Research	Defon Sell	16.25%	29.24%	C	27																																			
2025/07/30	0.170	Sell_Panda_ST	No Trade	74.13%	50	Research	85	87	Research	Defon Sell	15.66%	27.70%	C	25																																			
2025/07/31	0.172	No Trade	No Trade	81.28%	50	Research	85	88	Research	Defon Sell	17.17%	27.17%	C	26																																			
2025/08/01	0.174	No Trade	No Trade	89.20%	50	Research	85	89	Research	Defon Sell	18.84%	29.65%	C	25																																			
2025/08/04	0.173	No Trade	No Trade	86.02%	50	Research	85	88	Research	Defon Sell	18.17%	32.75%	C	23																																			
2025/08/05	0.171	No Trade	No Trade	78.24%	50	Research	85	87	Research	Defon Sell	16.53%	31.76%	C	23																																			
2025/08/06	0.172	No Trade	No Trade	81.21%	50	Research	85	88	Research	Defon Sell	17.15%	29.44%	C	22																																			
2025/08/07	0.192	No Trade	No Trade	100.00%	50	Research	85	95	Research	Defon Sell	31.45%	44.56%	B	23																																			
2025/08/08	0.191	No Trade	No Trade	98.20%	75	Research	170	95	Research	Defon Sell	30.89%	44.26%	A	26																																			
2025/08/11	0.194	No Trade	No Trade	100.00%	90	Research	170	96	Research	Defon Sell	32.95%	45.14%	AA	29																																			
2025/08/12	0.196	No Trade	No Trade	100.00%	90	Research	170	96	Research	Defon Sell	34.23%	47.91%	AA	30																																			
2025/08/13	0.189	No Trade	No Trade	85.81%	75	Research	170	93	Research	Defon Sell	29.37%	52.03%	A	29																																			
2025/08/14	0.181	No Trade	No Trade	70.75%	50	Research	170	0	Absolutely no Trade		24.22%	50.86%	B	29																																			
2025/08/15	0.185	Sell_Panda_ST	No Trade	78.12%	50	Research	170	0	Absolutely no Trade		26.74%	54.49%	B	28																																			
2025/08/18	0.181	Sell_Panda_ST	No Trade	69.57%	50	Research	170	0	Absolutely no Trade		23.82%	53.10%	B	25																																			
2025/08/19	0.178	Sell_Panda_ST	Sell_Panda_ST	65.01%	50	Research	170	0	Absolutely no Trade		22.25%	50.67%	B	22																																			
2025/08/20	0.182	Sell_Panda_ST	No Trade	72.80%	50	Research	170	0	Absolutely no Trade		24.92%	46.43%	B	18																																			
2025/08/21	0.184	Sell_Panda_ST	No Trade	77.18%	50	Research	170	0	Absolutely no Trade		26.42%	50.19%	B	13																																			
2025/08/22	0.179	No Trade	No Trade	67.15%	50	Research	170	0	Absolutely no Trade		22.99%	44.52%	B	11																																			



Date	9 day	9 vs 21 day	33 day
2025/07/08	Buy_9day	Buy 9 vs 21	Buy 33_Day
2025/07/09	Sell_9day	Buy 9 vs 21	Buy 33_Day
2025/07/10	Sell_9day	Buy 9 vs 21	Buy 33_Day
2025/07/11	Buy_9day	Buy 9 vs 21	Buy 33_Day
2025/07/14	Buy_9day	Buy 9 vs 21	Buy 33_Day
2025/07/15	Buy_9day	Buy 9 vs 21	Buy 33_Day
2025/07/16	Buy_9day	Buy 9 vs 21	Buy 33_Day
2025/07/17	Buy_9day	Buy 9 vs 21	Buy 33_Day
2025/07/18	Buy_9day	Buy 9 vs 21	Buy 33_Day
2025/07/21	Buy_9day	Buy 9 vs 21	Buy 33_Day
2025/07/21	Buy_9day	Buy 9 vs 21	Buy 33_Day
2025/07/22	Buy_9day	Buy 9 vs 21	Buy 33_Day
2025/07/23	Buy_9day	Buy 9 vs 21	Buy 33_Day
2025/07/24	Sell_9day	Buy 9 vs 21	Buy 33_Day
2025/07/25	Sell_9day	Buy 9 vs 21	Buy 33_Day
2025/07/28	Buy_9day	Buy 9 vs 21	Buy 33_Day
2025/07/29	Sell_9day	Buy 9 vs 21	Buy 33_Day
2025/07/30	Sell_9day	Buy 9 vs 21	Buy 33_Day
2025/07/31	Buy_9day	Buy 9 vs 21	Buy 33_Day
2025/08/01	Buy_9day	Buy 9 vs 21	Buy 33_Day
2025/08/04	Buy_9day	Buy 9 vs 21	Buy 33_Day
2025/08/05	Sell_9day	Buy 9 vs 21	Buy 33_Day
2025/08/06	Buy_9day	Buy 9 vs 21	Buy 33_Day
2025/08/07	Buy_9day	Buy 9 vs 21	Buy 33_Day
2025/08/08	Buy_9day	Buy 9 vs 21	Buy 33_Day
2025/08/11	Buy_9day	Buy 9 vs 21	Buy 33_Day
2025/08/12	Buy_9day	Buy 9 vs 21	Buy 33_Day
2025/08/13	Buy_9day	Buy 9 vs 21	Buy 33_Day
2025/08/14	Sell_9day	Buy 9 vs 21	Buy 33_Day
2025/08/15	Sell_9day	Buy 9 vs 21	Buy 33_Day
2025/08/18	Sell_9day	Buy 9 vs 21	Buy 33_Day
2025/08/19	Sell_9day	Buy 9 vs 21	Buy 33_Day
2025/08/20	Sell_9day	Buy 9 vs 21	Buy 33_Day
2025/08/21	Sell_9day	Buy 9 vs 21	Buy 33_Day
2025/08/22	Sell_9day	Buy 9 vs 21	Buy 33_Day

Strategy Universe

Pairs_NYSE_Energy

Ascendant guidance

Trade

Strategy_Open Date

2025/08/13

Caterpillar Guidance

Trade

TRGP.NYS

21 per. Mov. Avg. (TRGP.NYS)

Linear (TRGP.NYS)

TPL.NYS

21 per. Mov. Avg. (TPL.NYS)

Linear (TPL.NYS)

(+) : Mom Days

61

(-) : Mom Days

0

Guided : Factor

33 day

324_Buy Guidance

0.0%

324_Sell Guidance

85.0%

Mom_75 (days)

44.5%

9 vs 21 day

2.30%

Price vs 9 day

-2.64%

S
e
i
l

VOD.NAS

Vodafone Group Plc

Communication Services

Integrated Telecommunication Services

New York

Market Cap : (B)

226 554

PAYX.NAS

Paychex

Technology

IT Services

New York

Market Cap : (B)

51 991

Follow the " 3day to 5day waiting period " before entering the trade : understand the Graph, Trend and Variables

Plan your enrty levels. Focus on the process not the outcome. Expect further short-term deviation from the trade signal. "Patience"

-1.929															-16.851															8.736														
Date	Price or Relative Price	Short_Term_ Radar	Medium_ Term_Radar	Caterpillar_ %	Wise_ Owl(Rnk)	324_Factor	Factor_324	Defcon _Index	Defcon _Index_Trade	Margin of Safety	75_Day_Mom	Trade_Rating (Guidance)	Trendsum																															
2025/07/01	0.074	No Trade	No Trade	79.88%	50	Research	85	89	Research Defon Sell	11.34%	11.84%	C	19																															
2025/07/02	0.073	No Trade	No Trade	70.43%	30	Research	85	88	Research Defon Sell	9.99%	11.33%	C	17																															
2025/07/03	0.073	No Trade	No Trade	72.32%	30	Research	85	89	Research Defon Sell	10.26%	9.97%	C	16																															
2025/07/04	0.073	No Trade	No Trade	72.45%	30	Research	85	89	Research Defon Sell	10.28%	9.45%	C	15																															
2025/07/07	0.075	No Trade	No Trade	90.83%	50	Research	85	91	Research Defon Sell	12.89%	13.08%	C	15																															
2025/07/08	0.075	No Trade	No Trade	91.47%	50	Research	85	91	Research Defon Sell	12.98%	12.31%	C	13																															
2025/07/09	0.075	No Trade	No Trade	86.71%	50	Research	85	90	Research Defon Sell	12.31%	9.58%	C	15																															
2025/07/10	0.075	No Trade	No Trade	92.47%	50	Research	85	91	Research Defon Sell	13.12%	17.05%	C	17																															
2025/07/11	0.076	No Trade	No Trade	98.65%	50	Research	85	91	Research Defon Sell	14.00%	21.39%	C	19																															
2025/07/14	0.076	No Trade	No Trade	97.79%	50	Research	85	91	Research Defon Sell	13.88%	22.52%	C	22																															
2025/07/15	0.077	No Trade	No Trade	100.00%	50	Research	85	92	Research Defon Sell	15.76%	22.69%	B	26																															
2025/07/16	0.077	No Trade	No Trade	100.00%	50	Research	85	93	Research Defon Sell	16.73%	27.44%	B	30																															
2025/07/17	0.076	No Trade	No Trade	90.65%	50	Research	85	92	Research Defon Sell	15.17%	27.32%	C	34																															
2025/07/18	0.076	No Trade	No Trade	91.83%	50	Research	85	92	Research Defon Sell	15.37%	29.91%	C	35																															
2025/07/21	0.078	No Trade	No Trade	100.00%	50	Research	85	93	Research Defon Sell	17.76%	27.83%	B	34																															
2025/07/21	0.078	No Trade	No Trade	100.00%	50	Research	85	93	Research Defon Sell	17.76%	31.55%	B	34																															
2025/07/22	0.078	No Trade	No Trade	100.00%	90	Research	170	94	Research Defon Sell	18.20%	31.73%	AA	35																															
2025/07/23	0.078	No Trade	No Trade	96.01%	90	Research	170	93	Research Defon Sell	17.48%	30.15%	AA	37																															
2025/07/24	0.079	No Trade	No Trade	100.00%	90	Research	170	94	Research Defon Sell	18.84%	34.04%	AA	37																															
2025/07/25	0.077	No Trade	No Trade	88.45%	90	Research	170	92	Research Defon Sell	16.66%	31.99%	AA	37																															
2025/07/28	0.076	Sell_Panda_ST	No Trade	81.28%	75	Research	170	91	Research Defon Sell	15.31%	28.26%	A	35																															
2025/07/29	0.075	Sell_Panda_ST	Sell_Panda_ST	74.38%	60	Research	170	90	Research Defon Sell	14.01%	25.49%	B	31																															
2025/07/30	0.076	Sell_Panda_ST	Sell_Panda_ST	77.45%	75	Research	170	90	Research Defon Sell	14.59%	22.83%	A	26																															
2025/07/31	0.075	Sell_Panda_ST	Sell_Panda_ST	70.31%	60	Research	170	89	Research Defon Sell	13.24%	18.90%	B	21																															
2025/08/01	0.079	No Trade	No Trade	100.00%	75	Research	170	94	Research Defon Sell	18.95%	22.42%	A	16																															
2025/08/04	0.079	No Trade	No Trade	100.00%	75	Research	170	94	Research Defon Sell	19.80%	18.43%	A	13																															
2025/08/05	0.080	No Trade	No Trade	100.00%	75	Research	170	94	Research Defon Sell	20.69%	22.82%	A	12																															
2025/08/06	0.081	No Trade	No Trade	100.00%	90	Research	170	95	Research Defon Sell	22.97%	25.85%	AA	12																															
2025/08/07	0.080	No Trade	No Trade	92.73%	75	Research	170	94	Research Defon Sell	21.30%	22.73%	A	14																															
2025/08/08	0.080	No Trade	No Trade	94.98%	75	Research	170	94	Research Defon Sell	21.82%	21.20%	A	16																															
2025/08/11	0.083	No Trade	No Trade	100.00%	90	Research	170	97	Research Defon Sell	25.79%	26.92%	AA	20																															
2025/08/12	0.085	No Trade	No Trade	100.00%	90	Research	170	98	Research Defon Sell	29.52%	28.86%	AAA	22																															
2025/08/13	0.084	No Trade	No Trade	92.69%	90	Research	170	96	Research Defon Sell	27.36%	26.64%	AA	24																															
2025/08/14	0.085	No Trade	No Trade	95.90%	90	Research	170	97	Research Defon Sell	28.31%	31.98%	AAA	24																															
2025/08/15	0.084	No Trade	No Trade	94.70%	90	Research	170	97	Research Defon Sell	27.95%	31.41%	AA	24																															
2025/08/18	0.085	No Trade	No Trade	98.18%	90	Research	170	98	Research Defon Sell	28.98%	31.06%	AAA	22																															
2025/08/19	0.084	No Trade	No Trade	94.10%	90	Research	170	97	Research Defon Sell	27.77%	34.71%	AA	21																															
2025/08/20	0.086	No Trade	No Trade	100.00%	90	Research	170	98	Research Defon Sell	29.99%	40.18%	AAA	22																															
2025/08/21	0.086	No Trade	No Trade	100.00%	90	Research	170	98	Research Defon Sell	30.01%	39.73%	AAA	24																															
2025/08/22	0.085	No Trade	No Trade	94.84%	90	Research	170	97	Research Defon Sell	28.47%	41.58%	AA	26																															

S
e
i
l

ETN.NYS

Eaton Corporation

Industrial

Electrical Equipment

New York

Market Cap : (B)

149 152

SNA.NYS

Snap-on

Industrial

Machinery

New York

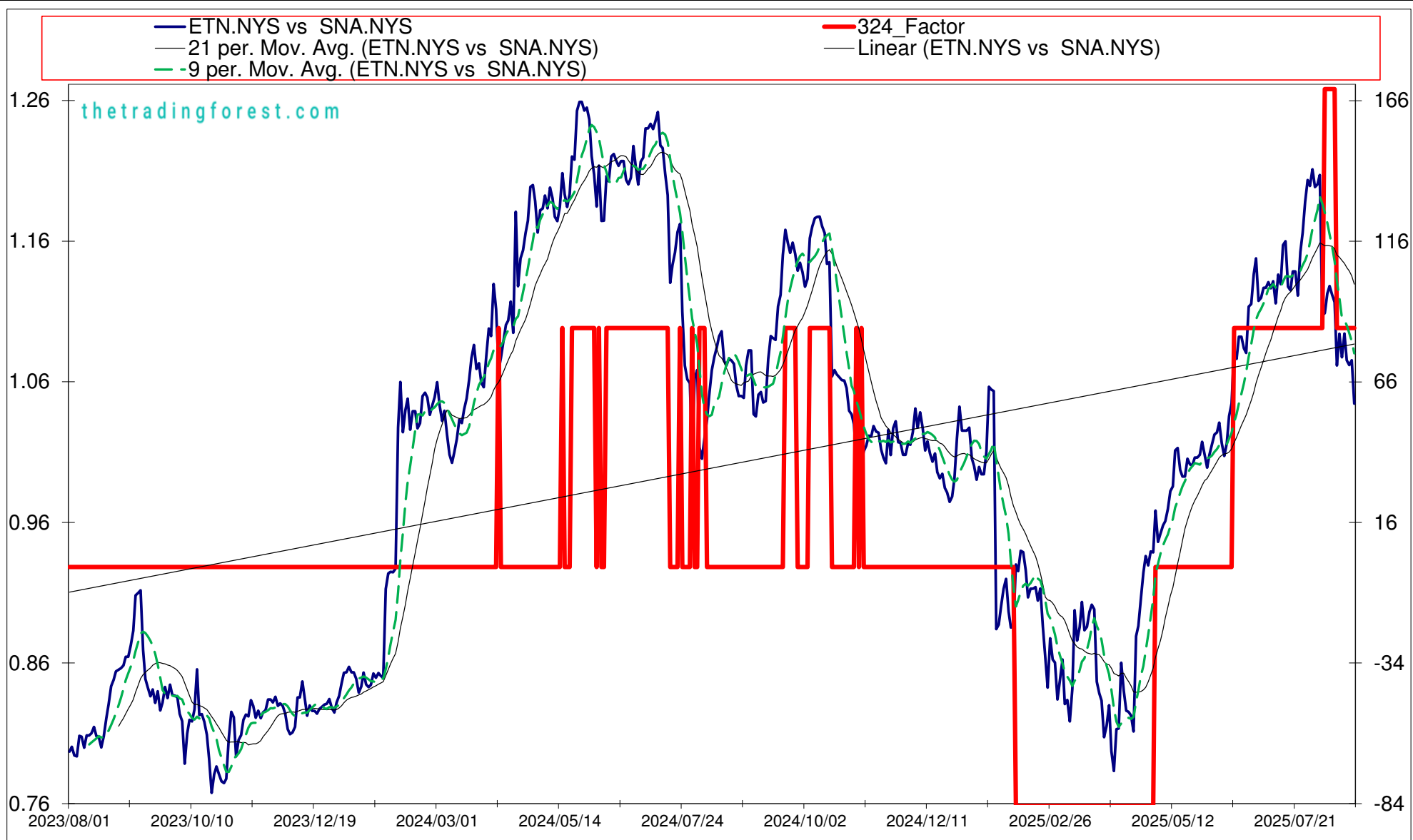
Market Cap : (B)

19 216

Follow the " 3day to 5day waiting period " before entering the trade : understand the Graph, Trend and Variables

Plan your enrty levels. Focus on the process not the outcome. Expect further short-term deviation from the trade signal. "Patience"

-2.055															-34.670															16.870														
Date	Price or Relative Price	Short_Term_ Radar	Medium_ Term_Radar	Caterpillar_ %	Wise_ Owl(Rnk)	324_Factor	Factor_324	Defcon _Index	Defcon _Index_Trade	Margin of Safety	75_Day_Mom	Trade_Rating (Guidance)	Trendsum																															
2025/07/01	1.117	No Trade	No Trade	81.57%	50	Research	85	92	Research Defon Sell	13.41%	27.60%	B	33																															
2025/07/02	1.119	No Trade	No Trade	83.06%	50	Research	85	92	Research Defon Sell	13.65%	26.47%	B	32																															
2025/07/03	1.126	No Trade	No Trade	87.77%	50	Research	85	93	Research Defon Sell	14.43%	24.75%	B	30																															
2025/07/04	1.126	No Trade	No Trade	88.01%	50	Research	85	93	Research Defon Sell	14.47%	27.58%	B	29																															
2025/07/07	1.130	No Trade	No Trade	91.30%	50	Research	85	93	Research Defon Sell	15.01%	27.70%	B	30																															
2025/07/08	1.126	No Trade	No Trade	88.78%	50	Research	85	93	Research Defon Sell	14.59%	25.67%	B	31																															
2025/07/09	1.131	No Trade	No Trade	92.20%	50	Research	85	93	Research Defon Sell	15.15%	25.55%	B	31																															
2025/07/10	1.115	Sell_Panda_ST	No Trade	82.67%	50	Research	85	92	Research Defon Sell	13.59%	24.23%	C	27																															
2025/07/11	1.136	No Trade	No Trade	95.55%	50	Research	85	94	Research Defon Sell	15.71%	34.21%	B	25																															
2025/07/14	1.129	No Trade	No Trade	92.08%	50	Research	85	93	Research Defon Sell	15.14%	34.73%	B	22																															
2025/07/15	1.157	No Trade	No Trade	100.00%	50	Research	85	95	Research Defon Sell	18.02%	38.93%	B	21																															
2025/07/16	1.159	No Trade	No Trade	100.00%	50	Research	85	95	Research Defon Sell	18.34%	43.73%	B	21																															
2025/07/17	1.127	No Trade	No Trade	82.25%	50	Research	85	93	Research Defon Sell	15.08%	38.32%	B	21																															
2025/07/18	1.124	No Trade	No Trade	81.03%	50	Research	85	93	Research Defon Sell	14.86%	35.57%	B	20																															
2025/07/21	1.138	No Trade	No Trade	89.16%	50	Research	85	94	Research Defon Sell	16.35%	42.84%	B	19																															
2025/07/21	1.138	No Trade	No Trade	89.16%	50	Research	85	94	Research Defon Sell	16.35%	45.39%	B	17																															
2025/07/22	1.121	Sell_Panda_ST	Sell_Panda_ST	79.83%	50	Research	85	92	Research Defon Sell	14.64%	37.96%	B	12																															
2025/07/23	1.152	No Trade	No Trade	97.30%	50	Research	85	95	Research Defon Sell	17.84%	41.67%	B	8																															
2025/07/24	1.165	No Trade	No Trade	100.00%	50	Research	85	96	Research Defon Sell	19.28%	35.54%	B	7																															
2025/07/25	1.187	No Trade	No Trade	100.00%	50	Research	85	97	Research Defon Sell	21.60%	41.39%	B	6																															
2025/07/28	1.203	No Trade	No Trade	100.00%	50	Research	85	98	Research Defon Sell	23.31%	45.70%	B	5																															
2025/07/29	1.199	No Trade	No Trade	98.37%	50	Research	85	97	Research Defon Sell	22.93%	45.35%	B	7																															
2025/07/30	1.210	No Trade	No Trade	100.00%	50	Research	85	98	Research Defon Sell	24.18%	47.23%	B	11																															
2025/07/31	1.198	No Trade	No Trade	94.81%	50	Research	85	97	Research Defon Sell	22.92%	47.74%	B	14																															
2025/08/01	1.200	No Trade	No Trade	95.86%	50	Research	85	97	Research Defon Sell	23.17%	36.58%	B	15																															
2025/08/04	1.206	No Trade	No Trade	99.21%	50	Research	85	98	Research Defon Sell	23.98%	36.20%	B	16																															
2025/08/05	1.107	Sell_Panda_ST	Sell_Panda_ST	57.01%	0	Research	85	0	Absolutely no Trade	13.78%	22.27%	C	12																															
2025/08/06	1.108	No Trade	No Trade	57.80%	50	Research	170	0	Absolutely no Trade	13.97%	19.98%	B	7																															
2025/08/07	1.122	No Trade	No Trade	63.89%	50	Research	170	0	Absolutely no Trade	15.45%	19.96%	B	2																															
2025/08/08	1.128	No Trade	No Trade	66.36%	50	Research	170	0	Absolutely no Trade	16.04%	21.39%	B	-2																															
2025/08/11	1.121	No Trade	No Trade	64.20%	50	Research	170	0	Absolutely no Trade	15.52%	19.45%	B	-4																															
2025/08/12	1.116	No Trade	No Trade	62.11%	50	Research	170	0	Absolutely no Trade	15.01%	18.96%	B	-4																															
2025/08/13	1.071	No Trade	No Trade	43.09%	0	Research	85	0	Absolutely no Trade	10.42%	10.66%	C	-6																															
2025/08/14	1.094	No Trade	No Trade	52.91%	0	Research	85	0	Absolutely no Trade	12.79%	15.65%	C	-8																															
2025/08/15	1.077	No Trade	No Trade	45.90%	0	Research	85	0	Absolutely no Trade	11.10%	13.15%	C	-10																															
2025/08/18	1.094	No Trade	No Trade	53.66%	0	Research	85	0	Absolutely no Trade	12.97%	14.26%	C	-11																															
2025/08/19	1.075	No Trade	No Trade	45.66%	0	Research	85	0	Absolutely no Trade	11.04%	11.89%	C	-12																															
2025/08/20	1.071	No Trade	No Trade	44.43%	0	Research	85	0	Absolutely no Trade	10.74%	10.59%	C	-14																															
2025/08/21	1.075	No Trade	No Trade	46.01%	0	Research	85	0	Absolutely no Trade	11.12%	9.48%	C	-17																															
2025/08/22	1.044	No Trade	No Trade	32.96%	0	Research	85	0	Absolutely no Trade	7.97%	5.97%	C	-23																															



Date	9 day	9 vs 21 day	33 day
2025/07/08	Sell_9day	Buy 9 vs 21	Buy 33_Day
2025/07/09	Buy_9day	Buy 9 vs 21	Buy 33_Day
2025/07/10	Sell_9day	Buy 9 vs 21	Buy 33_Day
2025/07/11	Buy_9day	Buy 9 vs 21	Buy 33_Day
2025/07/14	Buy_9day	Buy 9 vs 21	Buy 33_Day
2025/07/15	Buy_9day	Buy 9 vs 21	Buy 33_Day
2025/07/16	Buy_9day	Buy 9 vs 21	Buy 33_Day
2025/07/17	Sell_9day	Buy 9 vs 21	Buy 33_Day
2025/07/18	Sell_9day	Buy 9 vs 21	Buy 33_Day
2025/07/21	Buy_9day	Buy 9 vs 21	Buy 33_Day
2025/07/21	Buy_9day	Buy 9 vs 21	Buy 33_Day
2025/07/22	Sell_9day	Buy 9 vs 21	Buy 33_Day
2025/07/23	Buy_9day	Buy 9 vs 21	Buy 33_Day
2025/07/24	Buy_9day	Buy 9 vs 21	Buy 33_Day
2025/07/25	Buy_9day	Buy 9 vs 21	Buy 33_Day
2025/07/28	Buy_9day	Buy 9 vs 21	Buy 33_Day
2025/07/29	Buy_9day	Buy 9 vs 21	Buy 33_Day
2025/07/30	Buy_9day	Buy 9 vs 21	Buy 33_Day
2025/07/31	Buy_9day	Buy 9 vs 21	Buy 33_Day
2025/08/01	Buy_9day	Buy 9 vs 21	Buy 33_Day
2025/08/04	Buy_9day	Buy 9 vs 21	Buy 33_Day
2025/08/05	Sell_9day	Buy 9 vs 21	Sell 33_Day
2025/08/06	Sell_9day	Buy 9 vs 21	Sell 33_Day
2025/08/07	Sell_9day	Buy 9 vs 21	Sell 33_Day
2025/08/08	Sell_9day	Buy 9 vs 21	Sell 33_Day
2025/08/11	Sell_9day	Sell 9 vs 21	Sell 33_Day
2025/08/12	Sell_9day	Sell 9 vs 21	Sell 33_Day
2025/08/13	Sell_9day	Sell 9 vs 21	Sell 33_Day
2025/08/14	Sell_9day	Sell 9 vs 21	Sell 33_Day
2025/08/15	Sell_9day	Sell 9 vs 21	Sell 33_Day
2025/08/18	Sell_9day	Sell 9 vs 21	Sell 33_Day
2025/08/19	Sell_9day	Sell 9 vs 21	Sell 33_Day
2025/08/20	Sell_9day	Sell 9 vs 21	Sell 33_Day
2025/08/21	Sell_9day	Sell 9 vs 21	Sell 33_Day
2025/08/22	Sell_9day	Sell 9 vs 21	Sell 33_Day

Strategy Universe	Pairs_NYSE_Industrial	Ascendant guidance	Trade	Strategy_Open Date	2025/08/06	Caterpillar Guidance	Trade
						(+) : Mom Days	0
						(-) : Mom Days	0
						Guided : Factor	9 vs 21 day
						324_Buy Guidance	0.0%
						324_Sell Guidance	82.9%
						Mom_75 (days)	6.0%
						9 vs 21 day	-4.37%
						Price vs 9 day	-3.31%

S
e
l
l

PH.NYS

Parker Hannifin

Industrial

Machinery

New York

Market Cap : (B)

90 989

Follow the " 3day to 5day waiting period " before entering the trade : understand the Graph, Trend and Variables

SNA.NYS

Snap-on

Industrial

Machinery

New York

Market Cap : (B)

19 216

Plan your enrty levels. Focus on the process not the outcome. Expect further short-term deviation from the trade signal. "Patience"

-2.56014.741-5.757														
Date	Price or Relative Price	Short_Term_ Radar	Medium_ Term_Radar	Caterpillar_ %	Wise_ Owl(Rnk)	324_Factor	Factor_324	Defcon _Index	Defcon _Index_Trade	Margin of Safety	75_Day_Mom	Trade_Rating (Guidance)	Trendsum	
2025/07/01	2.213	No Trade	No Trade	62.46%	50	Research	85	98	Research Defon Sell	6.95%	21.20%	B	44	
2025/07/02	2.223	No Trade	No Trade	66.69%	50	Research	85	99	Research Defon Sell	7.42%	21.33%	B	44	
2025/07/03	2.236	No Trade	No Trade	72.34%	50	Research	85	99	Research Defon Sell	8.05%	18.43%	A	41	
2025/07/04	2.236	No Trade	No Trade	72.20%	50	Research	85	99	Research Defon Sell	8.03%	19.44%	A	39	
2025/07/07	2.228	No Trade	No Trade	68.26%	50	Research	85	99	Research Defon Sell	7.59%	17.68%	B	37	
2025/07/08	2.229	No Trade	No Trade	68.81%	50	Research	85	99	Research Defon Sell	7.65%	17.72%	B	34	
2025/07/09	2.224	Sell_Panda_ST	No Trade	66.42%	50	Research	85	99	Research Defon Sell	7.39%	17.26%	B	30	
2025/07/10	2.227	Sell_Panda_ST	No Trade	67.59%	50	Research	85	99	Research Defon Sell	7.52%	16.94%	B	26	
2025/07/11	2.251	No Trade	No Trade	77.81%	50	Research	85	100	Research Defon Sell	8.66%	19.16%	A	25	
2025/07/14	2.231	No Trade	No Trade	68.59%	50	Research	85	99	Research Defon Sell	7.63%	19.44%	A	26	
2025/07/15	2.264	No Trade	No Trade	82.58%	50	Research	85	100	Research Defon Sell	9.19%	23.94%	A	25	
2025/07/16	2.269	No Trade	No Trade	84.81%	50	Research	85	100	Research Defon Sell	9.43%	25.80%	A	27	
2025/07/17	2.141	Sell_Panda_ST	Sell_Panda_ST	29.22%	0	Absolutely No	0	0	Absolutely no Trade	3.25%	19.22%	C	25	
2025/07/18	2.146	Sell_Panda_ST	Sell_Panda_ST	31.21%	0	Absolutely No	0	0	Absolutely no Trade	3.47%	16.75%	C	22	
2025/07/21	2.166	Sell_Panda_ST	Sell_Panda_ST	39.37%	0	Absolutely No	0	95	Research Defon Sell	4.38%	27.39%	C	19	
2025/07/21	2.166	Sell_Panda_ST	Sell_Panda_ST	39.37%	0	Absolutely No	0	95	Research Defon Sell	4.38%	31.89%	C	16	
2025/07/22	2.169	Sell_Panda_ST	Sell_Panda_ST	40.50%	0	Absolutely No	0	96	Research Defon Sell	4.51%	26.77%	C	14	
2025/07/23	2.205	No Trade	No Trade	56.24%	50	Research	85	97	Research Defon Sell	6.26%	29.85%	B	14	
2025/07/24	2.209	No Trade	No Trade	57.57%	50	Research	85	97	Research Defon Sell	6.40%	22.23%	B	13	
2025/07/25	2.237	No Trade	No Trade	69.66%	50	Research	85	99	Research Defon Sell	7.75%	28.73%	B	12	
2025/07/28	2.263	No Trade	No Trade	80.64%	50	Research	85	100	Research Defon Sell	8.97%	34.58%	A	13	
2025/07/29	2.259	No Trade	No Trade	78.44%	50	Research	85	100	Research Defon Sell	8.73%	33.58%	A	15	
2025/07/30	2.271	No Trade	No Trade	83.86%	50	Research	85	100	Research Defon Sell	9.33%	34.74%	A	18	
2025/07/31	2.279	No Trade	No Trade	86.85%	50	Research	85	100	Research Defon Sell	9.66%	35.23%	A	20	
2025/08/01	2.241	No Trade	No Trade	70.34%	50	Research	85	98	Research Defon Sell	7.82%	22.01%	B	20	
2025/08/04	2.255	No Trade	No Trade	75.82%	50	Research	85	99	Research Defon Sell	8.43%	19.89%	B	19	
2025/08/05	2.220	Sell_Panda_ST	Sell_Panda_ST	60.59%	50	Research	85	97	Research Defon Sell	6.74%	16.39%	B	17	
2025/08/06	2.157	Sell_Panda_ST	Sell_Panda_ST	33.39%	0	Absolutely No	0	0	Absolutely no Trade	3.71%	12.31%	C	13	
2025/08/07	2.260	No Trade	No Trade	77.74%	50	Research	85	99	Research Defon Sell	8.65%	16.68%	A	10	
2025/08/08	2.261	No Trade	No Trade	78.24%	50	Research	85	99	Research Defon Sell	8.70%	17.33%	A	7	
2025/08/11	2.275	No Trade	No Trade	83.65%	50	Research	85	100	Research Defon Sell	9.31%	16.89%	A	6	
2025/08/12	2.310	No Trade	No Trade	98.62%	50	Research	85	100	Research Defon Sell	10.97%	19.81%	A	7	
2025/08/13	2.283	No Trade	No Trade	86.77%	50	Research	85	99	Research Defon Sell	9.65%	16.63%	B	9	
2025/08/14	2.295	No Trade	No Trade	92.00%	50	Research	85	99	Research Defon Sell	10.23%	17.53%	A	10	
2025/08/15	2.239	No Trade	No Trade	67.57%	50	Research	85	97	Research Defon Sell	7.52%	13.94%	C	11	
2025/08/18	2.278	No Trade	No Trade	83.88%	50	Research	85	99	Research Defon Sell	9.33%	15.55%	B	10	
2025/08/19	2.292	No Trade	No Trade	89.68%	50	Research	85	99	Research Defon Sell	9.98%	15.74%	A	6	
2025/08/20	2.299	No Trade	No Trade	92.75%	50	Research	85	100	Research Defon Sell	10.32%	13.59%	C	4	
2025/08/21	2.281	No Trade	No Trade	84.78%	50	Research	85	99	Research Defon Sell	9.43%	11.18%	C	2	
2025/08/22	2.259	No Trade	No Trade	75.19%	50	Research	85	98	Research Defon Sell	8.36%	10.46%	C	-1	



Date	9 day	9 vs 21 day	33 day
2025/07/08	Buy_9day	Buy 9 vs 21	Buy 33_Day
2025/07/09	Sell_9day	Buy 9 vs 21	Buy 33_Day
2025/07/10	Sell_9day	Buy 9 vs 21	Buy 33_Day
2025/07/11	Buy_9day	Buy 9 vs 21	Buy 33_Day
2025/07/14	Sell_9day	Buy 9 vs 21	Buy 33_Day
2025/07/15	Buy_9day	Buy 9 vs 21	Buy 33_Day
2025/07/16	Buy_9day	Buy 9 vs 21	Buy 33_Day
2025/07/17	Sell_9day	Buy 9 vs 21	Sell 33_Day
2025/07/18	Sell_9day	Buy 9 vs 21	Sell 33_Day
2025/07/21	Sell_9day	Buy 9 vs 21	Sell 33_Day
2025/07/21	Sell_9day	Sell 9 vs 21	Sell 33_Day
2025/07/22	Sell_9day	Sell 9 vs 21	Sell 33_Day
2025/07/23	Buy_9day	Sell 9 vs 21	Buy 33_Day
2025/07/24	Buy_9day	Sell 9 vs 21	Buy 33_Day
2025/07/25	Buy_9day	Sell 9 vs 21	Buy 33_Day
2025/07/28	Buy_9day	Sell 9 vs 21	Buy 33_Day
2025/07/29	Buy_9day	Sell 9 vs 21	Buy 33_Day
2025/07/30	Buy_9day	Sell 9 vs 21	Buy 33_Day
2025/07/31	Buy_9day	Buy 9 vs 21	Buy 33_Day
2025/08/01	Buy_9day	Buy 9 vs 21	Buy 33_Day
2025/08/04	Buy_9day	Buy 9 vs 21	Buy 33_Day
2025/08/05	Sell_9day	Buy 9 vs 21	Buy 33_Day
2025/08/06	Sell_9day	Buy 9 vs 21	Sell 33_Day
2025/08/07	Buy_9day	Buy 9 vs 21	Buy 33_Day
2025/08/08	Buy_9day	Buy 9 vs 21	Buy 33_Day
2025/08/11	Buy_9day	Buy 9 vs 21	Buy 33_Day
2025/08/12	Buy_9day	Buy 9 vs 21	Buy 33_Day
2025/08/13	Buy_9day	Buy 9 vs 21	Buy 33_Day
2025/08/14	Buy_9day	Buy 9 vs 21	Buy 33_Day
2025/08/15	Sell_9day	Buy 9 vs 21	Buy 33_Day
2025/08/18	Buy_9day	Buy 9 vs 21	Buy 33_Day
2025/08/19	Buy_9day	Buy 9 vs 21	Buy 33_Day
2025/08/20	Buy_9day	Buy 9 vs 21	Buy 33_Day
2025/08/21	Sell_9day	Buy 9 vs 21	Buy 33_Day
2025/08/22	Sell_9day	Buy 9 vs 21	Buy 33_Day

Strategy Universe

Pairs_NYSE_Industrial

Ascendant guidance

Trade

Strategy_Open Date

2025/08/06

Caterpillar Guidance

Trade

PH.NYS

21 per. Mov. Avg. (PH.NYS)

Linear (PH.NYS)

SNA.NYS

21 per. Mov. Avg. (SNA.NYS)

Linear (SNA.NYS)

(+) : Mom Days

87

(-) : Mom Days

0

Guided : Factor

66 day

324_Buy Guidance

0.0%

324_Sell Guidance

97.8%

Mom_75 (days)

10.5%

9 vs 21 day

0.85%

Price vs 9 day

-1.00%

S
e
l
l

XAR.ARC

SPDR S&P Aerospace & Defense ETF

Aerospace & Defense

ETF_NYSE_Price

NYSE

Market Cap : (B)

2 679

Follow the " 3day to 5day waiting period " before entering the trade : understand the Graph, Trend and Variables

XLC.ARC

The Communication Services Select Sector SPDR Fund

Media

ETF_NYSE_Price

NYSE

Market Cap : (B)

19 623

Plan your enrty levels. Focus on the process not the outcome. Expect further short-term deviation from the trade signal. "Patience"

-2.358														28.723														-12.181															
Date	Price or Relative Price	Short_Term_ Radar	Medium_ Term_Radar	Caterpillar_ %	Wise_ Owl(Rnk)	324_Factor	Factor_324	Defcon _Index	Defcon _Index_Trade	Margin of Safety	75_Day_Mom	Trade_Rating (Guidance)	Trendsum																														
2025/07/01	1.910	No Trade	No Trade	32.66%	0	Absolutely No	0	98	Research Defon Sell	2.22%	14.18%	C	20																														
2025/07/02	1.922	No Trade	No Trade	41.16%	0	Absolutely No	0	99	Research Defon Sell	2.80%	14.71%	C	22																														
2025/07/03	1.934	No Trade	No Trade	50.38%	0	Absolutely No	0	99	Research Defon Sell	3.43%	14.63%	C	20																														
2025/07/04	1.934	No Trade	No Trade	49.93%	0	Absolutely No	0	99	Research Defon Sell	3.40%	13.79%	C	18																														
2025/07/07	1.960	No Trade	No Trade	69.02%	30	Absolutely No	0	100	Research Defon Sell	4.69%	14.09%	C	21																														
2025/07/08	1.950	No Trade	No Trade	60.57%	0	Absolutely No	0	99	Research Defon Sell	4.12%	14.49%	C	23																														
2025/07/09	1.962	No Trade	No Trade	69.46%	30	Absolutely No	0	100	Research Defon Sell	4.72%	16.45%	C	25																														
2025/07/10	1.968	No Trade	No Trade	73.74%	30	Absolutely No	0	100	Research Defon Sell	5.02%	14.93%	C	27																														
2025/07/11	2.000	No Trade	No Trade	98.90%	50	Research	85	100	Research Defon Sell	6.73%	18.88%	A	28																														
2025/07/14	2.018	No Trade	No Trade	100.00%	50	Research	85	100	Research Defon Sell	7.61%	20.56%	A	30																														
2025/07/15	2.026	No Trade	No Trade	100.00%	60	Research	85	100	Research Defon Sell	7.96%	19.80%	A	32																														
2025/07/16	2.046	No Trade	No Trade	100.00%	60	Research	85	100	Research Defon Sell	8.99%	22.78%	A	35																														
2025/07/17	2.090	No Trade	No Trade	100.00%	60	Research	85	100	Research Defon Sell	11.32%	24.55%	A	37																														
2025/07/18	2.094	No Trade	No Trade	100.00%	60	Research	85	100	Research Defon Sell	11.50%	23.26%	A	38																														
2025/07/21	2.035	No Trade	No Trade	71.80%	50	Research	85	97	Research Defon Sell	8.26%	19.97%	B	40																														
2025/07/21	2.035	No Trade	No Trade	71.80%	50	Research	85	97	Research Defon Sell	8.26%	22.46%	B	40																														
2025/07/22	2.000	Sell_Panda_ST	No Trade	55.45%	50	Research	85	96	Research Defon Sell	6.38%	19.66%	B	37																														
2025/07/23	2.038	Sell_Panda_ST	No Trade	72.88%	50	Research	85	97	Research Defon Sell	8.38%	19.01%	B	33																														
2025/07/24	2.021	Sell_Panda_ST	No Trade	64.75%	50	Research	85	97	Research Defon Sell	7.45%	16.85%	B	30																														
2025/07/25	2.049	No Trade	No Trade	77.15%	50	Research	85	98	Research Defon Sell	8.87%	16.51%	B	26																														
2025/07/28	2.058	No Trade	No Trade	80.63%	50	Research	85	98	Research Defon Sell	9.27%	15.66%	B	22																														
2025/07/29	2.054	No Trade	No Trade	78.55%	50	Research	85	98	Research Defon Sell	9.03%	15.17%	B	20																														
2025/07/30	2.055	No Trade	No Trade	78.54%	50	Research	85	98	Research Defon Sell	9.03%	15.67%	B	19																														
2025/07/31	2.016	No Trade	No Trade	60.43%	50	Research	85	96	Research Defon Sell	6.95%	10.92%	C	17																														
2025/08/01	2.019	Sell_Panda_ST	Sell_Panda_ST	61.64%	50	Research	85	96	Research Defon Sell	7.09%	11.85%	C	15																														
2025/08/04	2.005	No Trade	No Trade	54.45%	50	Research	85	96	Research Defon Sell	6.26%	13.49%	C	11																														
2025/08/05	2.032	No Trade	No Trade	66.48%	50	Research	85	97	Research Defon Sell	7.65%	14.21%	C	7																														
2025/08/06	2.013	No Trade	No Trade	57.35%	50	Research	85	96	Research Defon Sell	6.59%	12.41%	C	4																														
2025/08/07	2.007	No Trade	No Trade	54.53%	50	Research	85	96	Research Defon Sell	6.27%	11.61%	C	0																														
2025/08/08	1.992	No Trade	No Trade	47.20%	0	Absolutely No	0	95	Research Defon Sell	5.43%	10.77%	C	-6																														
2025/08/11	1.987	No Trade	No Trade	44.04%	0	Absolutely No	0	0	Absolutely no Trade	5.06%	10.31%	C	-12																														
2025/08/12	1.981	No Trade	No Trade	41.35%	0	Absolutely No	0	0	Absolutely no Trade	4.76%	10.62%	C	-16																														
2025/08/13	1.971	No Trade	No Trade	36.19%	0	Absolutely No	0	0	Absolutely no Trade	4.16%	9.13%	C	-18																														
2025/08/14	1.947	No Trade	No Trade	25.20%	0	Absolutely No	0	0	Absolutely no Trade	2.90%	7.09%	C	-20																														
2025/08/15	1.933	No Trade	No Trade	18.37%	0	Absolutely No	0	0	Absolutely no Trade	2.11%	6.82%	C	-22																														
2025/08/18	1.955	No Trade	No Trade	27.48%	0	Absolutely No	0	0	Absolutely no Trade	3.16%	8.74%	C	-24																														
2025/08/19	1.923	No Trade	No Trade	12.82%	0	Absolutely No	0	0	Absolutely no Trade	1.47%	6.94%	C	-28																														
2025/08/20	1.930	No Trade	No Trade	15.84%	0	Absolutely No	0	0	Absolutely no Trade	1.82%	5.50%	C	-33																														
2025/08/21	1.945	No Trade	No Trade	22.03%	0	Absolutely No	0	0	Absolutely no Trade	2.53%	6.58%	C	-37																														
2025/08/22	1.942	No Trade	No Trade	20.57%	0	Absolutely No	0	0	Absolutely no Trade	2.37%	6.97%	C	-39																														



Date	9 day	9 vs 21 day	33 day
2025/07/08	Buy_9day	Buy 9 vs 21	Buy 33_Day
2025/07/09	Buy_9day	Buy 9 vs 21	Buy 33_Day
2025/07/10	Buy_9day	Buy 9 vs 21	Buy 33_Day
2025/07/11	Buy_9day	Buy 9 vs 21	Buy 33_Day
2025/07/14	Buy_9day	Buy 9 vs 21	Buy 33_Day
2025/07/15	Buy_9day	Buy 9 vs 21	Buy 33_Day
2025/07/16	Buy_9day	Buy 9 vs 21	Buy 33_Day
2025/07/17	Buy_9day	Buy 9 vs 21	Buy 33_Day
2025/07/18	Buy_9day	Buy 9 vs 21	Buy 33_Day
2025/07/21	Buy_9day	Buy 9 vs 21	Buy 33_Day
2025/07/21	Buy_9day	Buy 9 vs 21	Buy 33_Day
2025/07/22	Sell_9day	Buy 9 vs 21	Buy 33_Day
2025/07/23	Sell_9day	Buy 9 vs 21	Buy 33_Day
2025/07/24	Sell_9day	Buy 9 vs 21	Buy 33_Day
2025/07/25	Buy_9day	Buy 9 vs 21	Buy 33_Day
2025/07/28	Buy_9day	Buy 9 vs 21	Buy 33_Day
2025/07/29	Buy_9day	Buy 9 vs 21	Buy 33_Day
2025/07/30	Buy_9day	Buy 9 vs 21	Buy 33_Day
2025/07/31	Sell_9day	Buy 9 vs 21	Buy 33_Day
2025/08/01	Sell_9day	Buy 9 vs 21	Buy 33_Day
2025/08/04	Sell_9day	Buy 9 vs 21	Buy 33_Day
2025/08/05	Sell_9day	Buy 9 vs 21	Buy 33_Day
2025/08/06	Sell_9day	Buy 9 vs 21	Buy 33_Day
2025/08/07	Sell_9day	Sell 9 vs 21	Buy 33_Day
2025/08/08	Sell_9day	Sell 9 vs 21	Sell 33_Day
2025/08/11	Sell_9day	Sell 9 vs 21	Sell 33_Day
2025/08/12	Sell_9day	Sell 9 vs 21	Sell 33_Day
2025/08/13	Sell_9day	Sell 9 vs 21	Sell 33_Day
2025/08/14	Sell_9day	Sell 9 vs 21	Sell 33_Day
2025/08/15	Sell_9day	Sell 9 vs 21	Sell 33_Day
2025/08/18	Sell_9day	Sell 9 vs 21	Sell 33_Day
2025/08/19	Sell_9day	Sell 9 vs 21	Sell 33_Day
2025/08/20	Sell_9day	Sell 9 vs 21	Sell 33_Day
2025/08/21	Sell_9day	Sell 9 vs 21	Sell 33_Day
2025/08/22	Sell_9day	Sell 9 vs 21	Sell 33_Day

Strategy Universe	NYSE ETF Pairs	Ascendant guidance	Trade	Strategy_Open Date	2025/08/06	Caterpillar Guidance	Trade
<div><div><p>Legend:</p><ul style="list-style-type: none">XAR.ARC (Black line)21 per. Mov. Avg. (XAR.ARC) (Red dashed line)Linear (XAR.ARC) (Grey line)</div><div><p>Legend:</p><ul style="list-style-type: none">XLC.ARC (Black line)21 per. Mov. Avg. (XLC.ARC) (Red dashed line)Linear (XLC.ARC) (Grey line)</div></div>						(+) : Mom Days	0
						(-) : Mom Days	0
						Guided : Factor	9 vs 21 day
						324_Buy Guidance	0.0%
						324_Sell Guidance	92.7%
						Mom_75 (days)	7.0%
						9 vs 21 day	-2.19%
						Price vs 9 day	-0.29%

S
e
l
l

CAT.NYS

Caterpillar Inc.

Industrial

Machinery

New York

Market Cap : (B)

191 909

HD.NYS

Home Depot

Homebuilders

Home Improvement Retail

New York

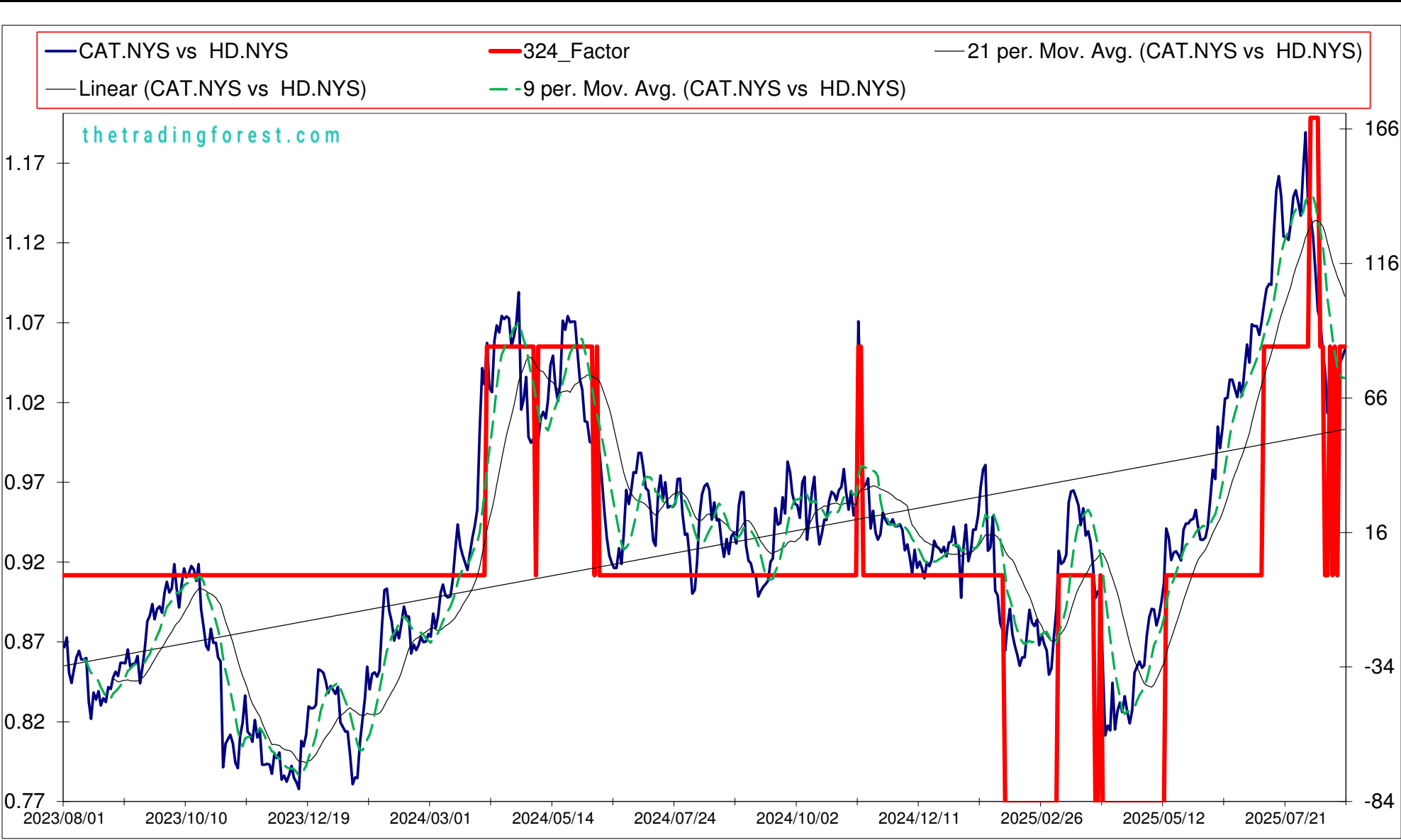
Market Cap : (B)

417 212

Follow the " 3day to 5day waiting period " before entering the trade : understand the Graph, Trend and Variables

Plan your enrty levels. Focus on the process not the outcome. Expect further short-term deviation from the trade signal. "Patience"

Date	Price or Relative Price	Short_Term_ Radar	Medium_ Term_Radar	Caterpillar_ %	Wise_ Owl(Rnk)	324_Factor	Factor_324	Defcon _Index	Defcon _Index_Trade	Margin of Safety	75_Day_Mom	Trade_Rating (Guidance)	Trendsum
2025/07/01	1.048	No Trade	No Trade	41.30%	30	Absolutely No	0	97	Research Defon Sell	6.98%	9.14%	C	31
2025/07/02	1.071	No Trade	No Trade	55.66%	30	Absolutely No	0	99	Research Defon Sell	9.41%	10.83%	C	32
2025/07/03	1.070	No Trade	No Trade	54.96%	30	Absolutely No	0	99	Research Defon Sell	9.29%	10.63%	C	32
2025/07/04	1.070	No Trade	No Trade	54.89%	30	Absolutely No	0	99	Research Defon Sell	9.28%	11.13%	C	32
2025/07/07	1.065	No Trade	No Trade	51.36%	30	Absolutely No	0	98	Research Defon Sell	8.68%	11.15%	C	32
2025/07/08	1.073	No Trade	No Trade	56.10%	30	Absolutely No	0	99	Research Defon Sell	9.48%	13.44%	C	33
2025/07/09	1.084	No Trade	No Trade	62.69%	50	Research	85	100	Research Defon Sell	10.60%	13.35%	C	35
2025/07/10	1.094	No Trade	No Trade	68.60%	50	Research	85	100	Research Defon Sell	11.60%	16.46%	A	37
2025/07/11	1.097	No Trade	No Trade	70.36%	50	Research	85	100	Research Defon Sell	11.90%	16.45%	A	39
2025/07/14	1.096	No Trade	No Trade	69.83%	50	Research	85	100	Research Defon Sell	11.81%	17.21%	A	40
2025/07/15	1.128	No Trade	No Trade	89.01%	60	Research	85	100	Research Defon Sell	15.05%	22.57%	A	41
2025/07/16	1.155	No Trade	No Trade	100.00%	60	Research	85	100	Research Defon Sell	17.79%	28.38%	A	42
2025/07/17	1.164	No Trade	No Trade	100.00%	60	Research	85	100	Research Defon Sell	18.71%	28.75%	A	44
2025/07/18	1.151	No Trade	No Trade	92.69%	60	Research	85	99	Research Defon Sell	17.34%	27.57%	B	45
2025/07/21	1.126	No Trade	No Trade	79.05%	50	Research	85	97	Research Defon Sell	14.79%	31.12%	B	44
2025/07/21	1.126	No Trade	No Trade	79.05%	50	Research	85	97	Research Defon Sell	14.79%	38.38%	B	43
2025/07/22	1.124	Sell_Panda_ST	No Trade	77.91%	50	Research	85	97	Research Defon Sell	14.58%	37.12%	B	39
2025/07/23	1.136	No Trade	No Trade	84.20%	50	Research	85	98	Research Defon Sell	15.75%	39.04%	B	35
2025/07/24	1.151	No Trade	No Trade	92.36%	50	Research	85	99	Research Defon Sell	17.28%	35.92%	B	30
2025/07/25	1.156	No Trade	No Trade	94.67%	50	Research	85	99	Research Defon Sell	17.71%	41.32%	A	26
2025/07/28	1.148	No Trade	No Trade	90.15%	50	Research	85	99	Research Defon Sell	16.87%	38.39%	B	22
2025/07/29	1.140	No Trade	No Trade	85.73%	50	Research	85	98	Research Defon Sell	16.04%	36.55%	B	22
2025/07/30	1.167	No Trade	No Trade	100.00%	50	Research	85	100	Research Defon Sell	18.78%	40.80%	A	22
2025/07/31	1.192	No Trade	No Trade	100.00%	50	Research	85	100	Research Defon Sell	21.33%	42.13%	A	23
2025/08/01	1.147	No Trade	No Trade	78.66%	50	Research	85	96	Research Defon Sell	16.77%	38.44%	B	25
2025/08/04	1.139	No Trade	No Trade	74.47%	75	Research	170	96	Research Defon Sell	15.88%	38.63%	AA	25
2025/08/05	1.127	Sell_Panda_ST	Sell_Panda_ST	68.60%	50	Research	170	0	Absolutely no Trade	14.63%	35.77%	B	23
2025/08/06	1.106	Sell_Panda_ST	Sell_Panda_ST	58.58%	50	Research	170	0	Absolutely no Trade	12.49%	29.60%	B	18
2025/08/07	1.080	Sell_Panda_ST	Sell_Panda_ST	46.29%	50	Research	170	0	Absolutely no Trade	9.87%	26.04%	B	12
2025/08/08	1.074	No Trade	No Trade	43.26%	0	Research	85	0	Absolutely no Trade	9.23%	24.83%	C	6
2025/08/11	1.054	No Trade	No Trade	33.71%	0	Research	85	0	Absolutely no Trade	7.19%	23.12%	C	1
2025/08/12	1.042	No Trade	No Trade	27.92%	0	Absolutely No	0	0	Absolutely no Trade	5.95%	21.48%	C	-3
2025/08/13	1.016	No Trade	No Trade	15.39%	0	Absolutely No	0	0	Absolutely no Trade	3.28%	15.95%	C	-7
2025/08/14	1.043	No Trade	No Trade	28.16%	0	Research	85	0	Absolutely no Trade	6.00%	17.45%	C	-11
2025/08/15	1.021	No Trade	No Trade	17.69%	0	Absolutely No	0	0	Absolutely no Trade	3.77%	14.31%	C	-13
2025/08/18	1.045	No Trade	No Trade	29.16%	0	Research	85	0	Absolutely no Trade	6.22%	17.09%	C	-13
2025/08/19	1.022	No Trade	No Trade	17.85%	0	Absolutely No	0	0	Absolutely no Trade	3.81%	15.73%	C	-15
2025/08/20	1.047	No Trade	No Trade	29.75%	0	Research	85	0	Absolutely no Trade	6.34%	17.80%	C	-15
2025/08/21	1.051	No Trade	No Trade	31.53%	0	Research	85	0	Absolutely no Trade	6.72%	17.05%	C	-15
2025/08/22	1.055	No Trade	No Trade	33.69%	0	Research	85	0	Absolutely no Trade	7.19%	16.03%	C	-13



Date	9 day	9 vs 21 day	33 day
2025/07/08	Buy_9day	Buy 9 vs 21	Buy 33_Day
2025/07/09	Buy_9day	Buy 9 vs 21	Buy 33_Day
2025/07/10	Buy_9day	Buy 9 vs 21	Buy 33_Day
2025/07/11	Buy_9day	Buy 9 vs 21	Buy 33_Day
2025/07/14	Buy_9day	Buy 9 vs 21	Buy 33_Day
2025/07/15	Buy_9day	Buy 9 vs 21	Buy 33_Day
2025/07/16	Buy_9day	Buy 9 vs 21	Buy 33_Day
2025/07/17	Buy_9day	Buy 9 vs 21	Buy 33_Day
2025/07/18	Buy_9day	Buy 9 vs 21	Buy 33_Day
2025/07/21	Buy_9day	Buy 9 vs 21	Buy 33_Day
2025/07/21	Sell_9day	Buy 9 vs 21	Buy 33_Day
2025/07/22	Sell_9day	Buy 9 vs 21	Buy 33_Day
2025/07/23	Buy_9day	Buy 9 vs 21	Buy 33_Day
2025/07/24	Buy_9day	Buy 9 vs 21	Buy 33_Day
2025/07/25	Buy_9day	Buy 9 vs 21	Buy 33_Day
2025/07/28	Buy_9day	Buy 9 vs 21	Buy 33_Day
2025/07/29	Sell_9day	Buy 9 vs 21	Buy 33_Day
2025/07/30	Buy_9day	Buy 9 vs 21	Buy 33_Day
2025/07/31	Buy_9day	Buy 9 vs 21	Buy 33_Day
2025/08/01	Sell_9day	Buy 9 vs 21	Buy 33_Day
2025/08/04	Sell_9day	Buy 9 vs 21	Buy 33_Day
2025/08/05	Sell_9day	Buy 9 vs 21	Buy 33_Day
2025/08/06	Sell_9day	Buy 9 vs 21	Sell 33_Day
2025/08/07	Sell_9day	Buy 9 vs 21	Sell 33_Day
2025/08/08	Sell_9day	Sell 9 vs 21	Sell 33_Day
2025/08/11	Sell_9day	Sell 9 vs 21	Sell 33_Day
2025/08/12	Sell_9day	Sell 9 vs 21	Sell 33_Day
2025/08/13	Sell_9day	Sell 9 vs 21	Sell 33_Day
2025/08/14	Sell_9day	Sell 9 vs 21	Sell 33_Day
2025/08/15	Sell_9day	Sell 9 vs 21	Sell 33_Day
2025/08/18	Sell_9day	Sell 9 vs 21	Sell 33_Day
2025/08/19	Sell_9day	Sell 9 vs 21	Sell 33_Day
2025/08/20	Buy_9day	Sell 9 vs 21	Sell 33_Day
2025/08/21	Buy_9day	Sell 9 vs 21	Sell 33_Day
2025/08/22	Buy_9day	Sell 9 vs 21	Sell 33_Day

Strategy Universe

Pairs_NYSE_Dow

Ascendant guidance

Trade

Strategy_Open Date

2025/08/06

Caterpillar Guidance

Trade

CAT.NYS

21 per. Mov. Avg. (CAT.NYS)

Linear (CAT.NYS)

HD.NYS

21 per. Mov. Avg. (HD.NYS)

Linear (HD.NYS)

(+) : Mom Days

3

(-) : Mom Days

0

Guided : Factor

9 vs 21 day

324_Buy Guidance

0.0%

324_Sell Guidance

88.6%

Mom_75 (days)

16.0%

9 vs 21 day

-4.69%

Price vs 9 day

1.67%

S
e
i
l

CAT.NYS

Caterpillar Inc.

Industrial

Machinery

New York

Market Cap : (B)

191 909

TRV.NYS

The Travelers Companies

Financial

Insurance

New York

Market Cap : (B)

59 586

Follow the " 3day to 5day waiting period " before entering the trade : understand the Graph, Trend and Variables

Plan your enrty levels. Focus on the process not the outcome. Expect further short-term deviation from the trade signal. "Patience"

-2.060														-40.098														19.469													
Date	Price or Relative Price	Short_Term_ Radar	Medium_ Term_Radar	Caterpillar_ %	Wise_ Owl(Rnk)	324_Factor	Factor_324	Defcon _Index	Defcon _Index_Trade	Margin of Safety	75_Day_Mom	Trade_Rating (Guidance)	Trendsum																												
2025/07/01	1.464	No Trade	No Trade	32.85%	0	Absolutely No	0	85	Research Defon Sell	4.92%	12.43%	C	20																												
2025/07/02	1.548	No Trade	No Trade	73.35%	50	Research	85	90	Research Defon Sell	10.99%	18.94%	C	24																												
2025/07/03	1.506	No Trade	No Trade	53.54%	30	Research	85	87	Research Defon Sell	8.03%	16.56%	C	27																												
2025/07/04	1.506	No Trade	No Trade	53.81%	30	Research	85	87	Research Defon Sell	8.07%	16.54%	C	28																												
2025/07/07	1.512	No Trade	No Trade	57.19%	30	Research	85	87	Research Defon Sell	8.57%	16.66%	C	28																												
2025/07/08	1.538	No Trade	No Trade	70.00%	50	Research	85	89	Research Defon Sell	10.49%	18.70%	C	25																												
2025/07/09	1.575	No Trade	No Trade	88.18%	50	Research	85	91	Research Defon Sell	13.22%	20.42%	C	27																												
2025/07/10	1.595	No Trade	No Trade	98.01%	50	Research	85	92	Research Defon Sell	14.69%	21.12%	C	29																												
2025/07/11	1.595	No Trade	No Trade	98.29%	50	Research	85	92	Research Defon Sell	14.73%	22.64%	C	31																												
2025/07/14	1.588	No Trade	No Trade	95.88%	50	Research	85	92	Research Defon Sell	14.37%	22.97%	C	33																												
2025/07/15	1.615	No Trade	No Trade	100.00%	50	Research	85	93	Research Defon Sell	16.30%	28.20%	B	35																												
2025/07/16	1.637	No Trade	No Trade	100.00%	50	Research	85	94	Research Defon Sell	17.98%	31.28%	B	34																												
2025/07/17	1.597	No Trade	No Trade	84.07%	50	Research	85	92	Research Defon Sell	15.11%	27.79%	C	35																												
2025/07/18	1.555	No Trade	No Trade	67.71%	50	Research	85	89	Research Defon Sell	12.17%	22.93%	C	34																												
2025/07/21	1.558	Sell_Panda_ST	No Trade	69.33%	50	Research	85	90	Research Defon Sell	12.46%	34.04%	C	32																												
2025/07/21	1.558	Sell_Panda_ST	No Trade	69.33%	50	Research	85	90	Research Defon Sell	12.46%	31.00%	C	26																												
2025/07/22	1.564	Sell_Panda_ST	No Trade	71.98%	50	Research	85	90	Research Defon Sell	12.94%	30.57%	C	22																												
2025/07/23	1.615	No Trade	No Trade	92.85%	50	Research	85	93	Research Defon Sell	16.69%	39.46%	B	19																												
2025/07/24	1.639	No Trade	No Trade	100.00%	50	Research	85	95	Research Defon Sell	18.49%	35.13%	B	21																												
2025/07/25	1.662	No Trade	No Trade	100.00%	50	Research	85	96	Research Defon Sell	20.13%	40.88%	B	23																												
2025/07/28	1.698	No Trade	No Trade	100.00%	50	Research	85	97	Research Defon Sell	22.94%	41.87%	B	27																												
2025/07/29	1.655	No Trade	No Trade	86.55%	50	Research	85	95	Research Defon Sell	19.85%	39.27%	B	27																												
2025/07/30	1.677	No Trade	No Trade	93.53%	50	Research	85	96	Research Defon Sell	21.45%	42.66%	B	28																												
2025/07/31	1.683	No Trade	No Trade	95.78%	50	Research	85	96	Research Defon Sell	21.97%	46.47%	B	28																												
2025/08/01	1.660	No Trade	No Trade	88.51%	50	Research	85	95	Research Defon Sell	20.30%	44.30%	B	27																												
2025/08/04	1.649	No Trade	No Trade	85.78%	50	Research	85	94	Research Defon Sell	19.67%	47.99%	B	24																												
2025/08/05	1.638	Sell_Panda_ST	No Trade	82.34%	50	Research	85	94	Research Defon Sell	18.88%	43.44%	B	18																												
2025/08/06	1.598	Sell_Panda_ST	Sell_Panda_ST	70.16%	0	Research	85	0	Absolutely no Trade	16.09%	35.65%	C	12																												
2025/08/07	1.572	No Trade	No Trade	61.93%	0	Research	85	0	Absolutely no Trade	14.20%	32.93%	C	6																												
2025/08/08	1.573	No Trade	No Trade	62.32%	0	Research	85	0	Absolutely no Trade	14.29%	33.98%	C	1																												
2025/08/11	1.546	No Trade	No Trade	54.45%	0	Research	85	0	Absolutely no Trade	12.49%	32.80%	C	-2																												
2025/08/12	1.564	No Trade	No Trade	60.26%	0	Research	85	0	Absolutely no Trade	13.82%	33.55%	C	-5																												
2025/08/13	1.536	No Trade	No Trade	51.71%	0	Research	85	0	Absolutely no Trade	11.86%	27.93%	C	-7																												
2025/08/14	1.554	No Trade	No Trade	57.68%	0	Research	85	0	Absolutely no Trade	13.23%	28.42%	C	-12																												
2025/08/15	1.535	No Trade	No Trade	51.83%	0	Research	85	0	Absolutely no Trade	11.89%	27.13%	C	-16																												
2025/08/18	1.558	No Trade	No Trade	59.44%	0	Research	85	0	Absolutely no Trade	13.63%	30.11%	C	-20																												
2025/08/19	1.548	No Trade	No Trade	56.42%	0	Research	85	0	Absolutely no Trade	12.94%	29.91%	C	-23																												
2025/08/20	1.533	No Trade	No Trade	51.92%	0	Research	85	0	Absolutely no Trade	11.91%	28.02%	C	-27																												
2025/08/21	1.520	No Trade	No Trade	48.03%	30	Research	85	0	Absolutely no Trade	11.02%	25.92%	C	-31																												
2025/08/22	1.577	No Trade	No Trade	66.31%	30	Research	85	0	Absolutely no Trade	15.21%	23.40%	C	-30																												



Date	9 day	9 vs 21 day	33 day
2025/07/08	Buy_9day	Buy 9 vs 21	Buy 33_Day
2025/07/09	Buy_9day	Buy 9 vs 21	Buy 33_Day
2025/07/10	Buy_9day	Buy 9 vs 21	Buy 33_Day
2025/07/11	Buy_9day	Buy 9 vs 21	Buy 33_Day
2025/07/14	Buy_9day	Buy 9 vs 21	Buy 33_Day
2025/07/15	Buy_9day	Buy 9 vs 21	Buy 33_Day
2025/07/16	Buy_9day	Buy 9 vs 21	Buy 33_Day
2025/07/17	Buy_9day	Buy 9 vs 21	Buy 33_Day
2025/07/18	Sell_9day	Buy 9 vs 21	Buy 33_Day
2025/07/21	Sell_9day	Buy 9 vs 21	Buy 33_Day
2025/07/21	Sell_9day	Buy 9 vs 21	Buy 33_Day
2025/07/22	Sell_9day	Buy 9 vs 21	Buy 33_Day
2025/07/23	Buy_9day	Buy 9 vs 21	Buy 33_Day
2025/07/24	Buy_9day	Buy 9 vs 21	Buy 33_Day
2025/07/25	Buy_9day	Buy 9 vs 21	Buy 33_Day
2025/07/28	Buy_9day	Buy 9 vs 21	Buy 33_Day
2025/07/29	Buy_9day	Buy 9 vs 21	Buy 33_Day
2025/07/30	Buy_9day	Buy 9 vs 21	Buy 33_Day
2025/07/31	Buy_9day	Buy 9 vs 21	Buy 33_Day
2025/08/01	Buy_9day	Buy 9 vs 21	Buy 33_Day
2025/08/04	Sell_9day	Buy 9 vs 21	Buy 33_Day
2025/08/05	Sell_9day	Buy 9 vs 21	Buy 33_Day
2025/08/06	Sell_9day	Buy 9 vs 21	Buy 33_Day
2025/08/07	Sell_9day	Buy 9 vs 21	Sell 33_Day
2025/08/08	Sell_9day	Buy 9 vs 21	Sell 33_Day
2025/08/11	Sell_9day	Buy 9 vs 21	Sell 33_Day
2025/08/12	Sell_9day	Sell 9 vs 21	Sell 33_Day
2025/08/13	Sell_9day	Sell 9 vs 21	Sell 33_Day
2025/08/14	Sell_9day	Sell 9 vs 21	Sell 33_Day
2025/08/15	Sell_9day	Sell 9 vs 21	Sell 33_Day
2025/08/18	Sell_9day	Sell 9 vs 21	Sell 33_Day
2025/08/19	Sell_9day	Sell 9 vs 21	Sell 33_Day
2025/08/20	Sell_9day	Sell 9 vs 21	Sell 33_Day
2025/08/21	Sell_9day	Sell 9 vs 21	Sell 33_Day
2025/08/22	Buy_9day	Sell 9 vs 21	Sell 33_Day

Strategy Universe	Pairs_NYSE_Dow	Ascendant guidance	Trade	Strategy_Open Date	2025/08/06	Caterpillar Guidance	Trade
						(+) : Mom Days	50
						(-) : Mom Days	0
						Guided : Factor	33 day
						324_Buy Guidance	0.0%
						324_Sell Guidance	89.3%
						Mom_75 (days)	23.4%
						9 vs 21 day	-3.11%
						Price vs 9 day	1.92%

S
e
l
l

EMR.NYS

Emerson Electric

Industrial

Electrical Equipment

New York

Market Cap : (B)

74 491

SNA.NYS

Snap-on

Industrial

Machinery

New York

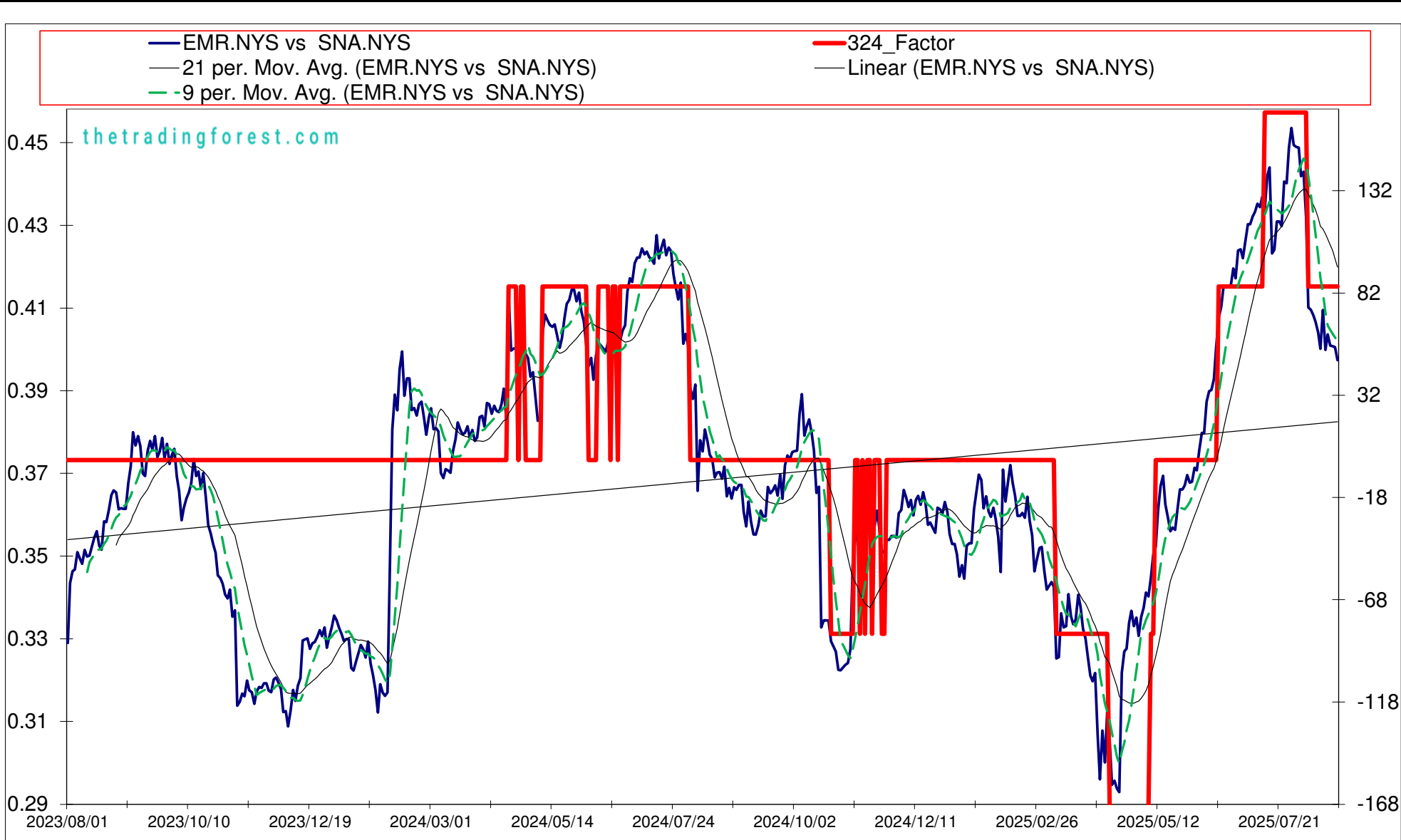
Market Cap : (B)

19 216

Follow the " 3day to 5day waiting period " before entering the trade : understand the Graph, Trend and Variables

Plan your enrty levels. Focus on the process not the outcome. Expect further short-term deviation from the trade signal. "Patience"

-0.979															-1.804															1.842																		
Date	Price or Relative Price	Short_Term_ Radar	Medium_ Term_Radar	Caterpillar_ %	Wise_ Owl(Rnk)	324_Factor	Factor_324	Defcon _Index	Defcon _Index_Trade	Margin of Safety	75_Day_Mom	Trade_Rating (Guidance)	Trendsum																																			
2025/07/01	0.426	No Trade	No Trade	94.39%	60	Research	85	99	Research Defon Sell	12.83%	26.53%	A	49																																			
2025/07/02	0.430	No Trade	No Trade	100.00%	60	Research	85	100	Research Defon Sell	13.93%	27.62%	A	49																																			
2025/07/03	0.435	No Trade	No Trade	100.00%	60	Research	85	100	Research Defon Sell	15.01%	25.95%	A	48																																			
2025/07/04	0.435	No Trade	No Trade	100.00%	60	Research	85	100	Research Defon Sell	15.01%	27.92%	A	48																																			
2025/07/07	0.436	No Trade	No Trade	100.00%	60	Research	85	100	Research Defon Sell	15.50%	29.21%	A	48																																			
2025/07/08	0.438	No Trade	No Trade	100.00%	60	Research	85	100	Research Defon Sell	15.81%	29.09%	A	48																																			
2025/07/09	0.439	No Trade	No Trade	100.00%	60	Research	85	100	Research Defon Sell	16.32%	27.42%	A	48																																			
2025/07/10	0.439	No Trade	No Trade	98.68%	60	Research	85	100	Research Defon Sell	16.11%	28.26%	A	48																																			
2025/07/11	0.441	No Trade	No Trade	100.00%	60	Research	85	100	Research Defon Sell	16.78%	31.06%	A	48																																			
2025/07/14	0.438	No Trade	No Trade	95.52%	100	Research	170	99	Research Defon Sell	16.03%	31.12%	AAA	48																																			
2025/07/15	0.446	No Trade	No Trade	100.00%	100	Research	170	100	Research Defon Sell	18.12%	35.25%	AAA	47																																			
2025/07/16	0.448	No Trade	No Trade	100.00%	100	Research	170	100	Research Defon Sell	18.66%	37.78%	AAA	47																																			
2025/07/17	0.427	No Trade	No Trade	70.52%	90	Research	170	95	Research Defon Sell	13.16%	31.96%	AA	44																																			
2025/07/18	0.428	Sell_Panda_ST	Sell_Panda_ST	71.82%	90	Research	170	96	Research Defon Sell	13.40%	31.42%	AA	40																																			
2025/07/21	0.435	Sell_Panda_ST	No Trade	81.55%	90	Research	170	97	Research Defon Sell	15.22%	39.86%	AAA	36																																			
2025/07/21	0.435	Sell_Panda_ST	No Trade	81.55%	90	Research	170	97	Research Defon Sell	15.22%	44.95%	AAA	31																																			
2025/07/22	0.434	Sell_Panda_ST	No Trade	80.01%	90	Research	170	97	Research Defon Sell	14.93%	39.12%	AA	26																																			
2025/07/23	0.445	No Trade	No Trade	95.28%	90	Research	170	99	Research Defon Sell	17.78%	46.18%	AAA	24																																			
2025/07/24	0.444	No Trade	No Trade	94.75%	90	Research	170	99	Research Defon Sell	17.68%	40.40%	AAA	21																																			
2025/07/25	0.453	No Trade	No Trade	100.00%	90	Research	170	100	Research Defon Sell	19.96%	46.44%	AAA	22																																			
2025/07/28	0.458	No Trade	No Trade	100.00%	90	Research	170	100	Research Defon Sell	21.22%	53.14%	AAA	23																																			
2025/07/29	0.454	No Trade	No Trade	94.89%	90	Research	170	99	Research Defon Sell	20.13%	51.27%	AAA	24																																			
2025/07/30	0.453	No Trade	No Trade	94.33%	90	Research	170	99	Research Defon Sell	20.01%	52.10%	AAA	25																																			
2025/07/31	0.453	No Trade	No Trade	94.10%	90	Research	170	99	Research Defon Sell	19.96%	52.43%	AAA	25																																			
2025/08/01	0.446	No Trade	No Trade	85.51%	90	Research	170	97	Research Defon Sell	18.14%	36.86%	AAA	22																																			
2025/08/04	0.447	Sell_Panda_ST	No Trade	86.84%	90	Research	170	98	Research Defon Sell	18.42%	35.03%	AAA	19																																			
2025/08/05	0.436	Sell_Panda_ST	Sell_Panda_ST	73.46%	75	Research	170	95	Research Defon Sell	15.59%	31.52%	AA	13																																			
2025/08/06	0.414	No Trade	No Trade	45.94%	0	Research	85	0	Absolutely no Trade	9.75%	22.58%	C	9																																			
2025/08/07	0.414	No Trade	No Trade	45.26%	0	Research	85	0	Absolutely no Trade	9.60%	21.37%	C	4																																			
2025/08/08	0.412	No Trade	No Trade	43.57%	0	Research	85	0	Absolutely no Trade	9.24%	22.28%	C	-1																																			
2025/08/11	0.411	No Trade	No Trade	41.58%	0	Research	85	0	Absolutely no Trade	8.82%	21.08%	C	-5																																			
2025/08/12	0.408	No Trade	No Trade	38.47%	0	Research	85	0	Absolutely no Trade	8.16%	21.92%	C	-8																																			
2025/08/13	0.404	No Trade	No Trade	33.54%	0	Research	85	0	Absolutely no Trade	7.12%	19.14%	C	-11																																			
2025/08/14	0.414	No Trade	No Trade	45.27%	0	Research	85	0	Absolutely no Trade	9.60%	21.08%	C	-13																																			
2025/08/15	0.404	No Trade	No Trade	33.20%	0	Research	85	0	Absolutely no Trade	7.04%	17.00%	C	-16																																			
2025/08/18	0.408	No Trade	No Trade	37.92%	0	Research	85	0	Absolutely no Trade	8.04%	18.42%	C	-20																																			
2025/08/19	0.405	No Trade	No Trade	34.56%	0	Research	85	0	Absolutely no Trade	7.33%	16.05%	C	-24																																			
2025/08/20	0.405	No Trade	No Trade	34.37%	0	Research	85	0	Absolutely no Trade	7.29%	14.23%	C	-26																																			
2025/08/21	0.405	No Trade	No Trade	34.07%	0	Research	85	0	Absolutely no Trade	7.23%	13.53%	C	-28																																			
2025/08/22	0.402	No Trade	No Trade	30.20%	0	Research	85	0	Absolutely no Trade	6.41%	9.99%	C	-30																																			



Date	9 day	9 vs 21 day	33 day
2025/07/08	Buy_9day	Buy 9 vs 21	Buy 33_Day
2025/07/09	Buy_9day	Buy 9 vs 21	Buy 33_Day
2025/07/10	Buy_9day	Buy 9 vs 21	Buy 33_Day
2025/07/11	Buy_9day	Buy 9 vs 21	Buy 33_Day
2025/07/14	Buy_9day	Buy 9 vs 21	Buy 33_Day
2025/07/15	Buy_9day	Buy 9 vs 21	Buy 33_Day
2025/07/16	Buy_9day	Buy 9 vs 21	Buy 33_Day
2025/07/17	Sell_9day	Buy 9 vs 21	Buy 33_Day
2025/07/18	Sell_9day	Buy 9 vs 21	Buy 33_Day
2025/07/21	Sell_9day	Buy 9 vs 21	Buy 33_Day
2025/07/21	Sell_9day	Buy 9 vs 21	Buy 33_Day
2025/07/22	Sell_9day	Buy 9 vs 21	Buy 33_Day
2025/07/23	Buy_9day	Buy 9 vs 21	Buy 33_Day
2025/07/24	Buy_9day	Buy 9 vs 21	Buy 33_Day
2025/07/25	Buy_9day	Buy 9 vs 21	Buy 33_Day
2025/07/28	Buy_9day	Buy 9 vs 21	Buy 33_Day
2025/07/29	Buy_9day	Buy 9 vs 21	Buy 33_Day
2025/07/30	Buy_9day	Buy 9 vs 21	Buy 33_Day
2025/07/31	Buy_9day	Buy 9 vs 21	Buy 33_Day
2025/08/01	Sell_9day	Buy 9 vs 21	Buy 33_Day
2025/08/04	Sell_9day	Buy 9 vs 21	Buy 33_Day
2025/08/05	Sell_9day	Buy 9 vs 21	Sell 33_Day
2025/08/06	Sell_9day	Buy 9 vs 21	Sell 33_Day
2025/08/07	Sell_9day	Buy 9 vs 21	Sell 33_Day
2025/08/08	Sell_9day	Sell 9 vs 21	Sell 33_Day
2025/08/11	Sell_9day	Sell 9 vs 21	Sell 33_Day
2025/08/12	Sell_9day	Sell 9 vs 21	Sell 33_Day
2025/08/13	Sell_9day	Sell 9 vs 21	Sell 33_Day
2025/08/14	Sell_9day	Sell 9 vs 21	Sell 33_Day
2025/08/15	Sell_9day	Sell 9 vs 21	Sell 33_Day
2025/08/18	Sell_9day	Sell 9 vs 21	Sell 33_Day
2025/08/19	Sell_9day	Sell 9 vs 21	Sell 33_Day
2025/08/20	Sell_9day	Sell 9 vs 21	Sell 33_Day
2025/08/21	Sell_9day	Sell 9 vs 21	Sell 33_Day
2025/08/22	Sell_9day	Sell 9 vs 21	Sell 33_Day

Strategy Universe	Pairs_NYSE_Industrial	Ascendant guidance	Trade	Strategy_Open Date	2025/08/06	Caterpillar Guidance	Trade
						(+) : Mom Days	0
						(-) : Mom Days	0
						Guided : Factor	9 vs 21 day
						324_Buy Guidance	0.0%
						324_Sell Guidance	87.7%
						Mom_75 (days)	10.0%
						9 vs 21 day	-4.25%
						Price vs 9 day	-1.10%

S
e
l
l

GWW.NYS

W. W. Grainger

Industrial

Trading Companies & Distributors

New York

Market Cap : (B)

58 764

FTV.NYS

Fortive

Industrial

Machinery

New York

Market Cap : (B)

27 208

Follow the " 3day to 5day waiting period " before entering the trade : understand the Graph, Trend and Variables

Plan your enrty levels. Focus on the process not the outcome. Expect further short-term deviation from the trade signal. "Patience"

-2.24881.178-36.104														
Date	Price or Relative Price	Short_Term_ Radar	Medium_ Term_Radar	Caterpillar_ %	Wise_ Owl(Rnk)	324_Factor	Factor_324	Defcon _Index	Defcon _Index_Trade	Margin of Safety	75_Day_Mom	Trade_Rating (Guidance)	Trendsum	
2025/07/01	19.792	No Trade	No Trade	94.18%	30	Absolutely No	0	99	Research Defon Sell	17.00%	49.07%	C	-21	
2025/07/02	19.409	No Trade	No Trade	81.19%	30	Absolutely No	0	97	Research Defon Sell	14.66%	47.82%	C	-19	
2025/07/03	19.802	No Trade	No Trade	93.57%	30	Absolutely No	0	99	Research Defon Sell	16.89%	51.42%	C	-17	
2025/07/04	19.802	No Trade	No Trade	93.09%	30	Absolutely No	0	99	Research Defon Sell	16.81%	51.10%	C	-15	
2025/07/07	19.508	No Trade	No Trade	82.11%	30	Absolutely No	0	98	Research Defon Sell	14.83%	49.25%	C	-14	
2025/07/08	19.633	No Trade	No Trade	85.70%	30	Absolutely No	0	98	Research Defon Sell	15.47%	50.54%	C	-14	
2025/07/09	19.726	No Trade	No Trade	88.27%	30	Absolutely No	0	99	Research Defon Sell	15.94%	51.61%	C	-15	
2025/07/10	19.749	No Trade	No Trade	88.54%	30	Absolutely No	0	99	Research Defon Sell	15.99%	51.18%	C	-15	
2025/07/11	20.108	No Trade	No Trade	99.75%	30	Absolutely No	0	100	Research Defon Sell	18.01%	53.00%	C	-11	
2025/07/14	20.272	No Trade	No Trade	100.00%	30	Absolutely No	0	100	Research Defon Sell	18.71%	53.16%	C	-6	
2025/07/15	20.320	No Trade	No Trade	100.00%	30	Absolutely No	0	100	Research Defon Sell	18.91%	51.37%	C	-1	
2025/07/16	20.661	No Trade	No Trade	100.00%	30	Absolutely No	0	100	Research Defon Sell	20.81%	53.06%	C	4	
2025/07/17	19.937	No Trade	No Trade	79.26%	0	Absolutely No	0	96	Research Defon Sell	16.50%	47.41%	C	9	
2025/07/18	20.351	No Trade	No Trade	90.48%	30	Absolutely No	0	99	Research Defon Sell	18.83%	50.45%	C	12	
2025/07/21	20.388	No Trade	No Trade	90.25%	30	Absolutely No	0	99	Research Defon Sell	18.79%	41.63%	C	13	
2025/07/21	20.388	No Trade	No Trade	90.25%	30	Absolutely No	0	99	Research Defon Sell	18.79%	38.73%	C	13	
2025/07/22	20.265	No Trade	No Trade	86.41%	30	Absolutely No	0	98	Research Defon Sell	17.98%	41.81%	C	10	
2025/07/23	20.441	No Trade	No Trade	90.94%	30	Absolutely No	0	99	Research Defon Sell	18.93%	39.06%	C	8	
2025/07/24	20.607	No Trade	No Trade	95.16%	75	Research	170	100	Research Defon Sell	19.81%	44.64%	AA	7	
2025/07/25	20.458	No Trade	No Trade	90.59%	75	Research	170	99	Research Defon Sell	18.86%	35.80%	AA	8	
2025/07/28	20.452	No Trade	No Trade	89.18%	75	Research	170	99	Research Defon Sell	18.56%	33.70%	AA	10	
2025/07/29	20.720	No Trade	No Trade	96.23%	90	Research	170	100	Research Defon Sell	20.03%	36.75%	AAA	14	
2025/07/30	21.000	No Trade	No Trade	100.00%	90	Research	170	100	Research Defon Sell	21.57%	38.20%	AAA	18	
2025/07/31	21.689	No Trade	No Trade	100.00%	90	Research	170	100	Research Defon Sell	25.46%	43.08%	AAA	22	
2025/08/01	20.031	No Trade	No Trade	62.01%	50	Research	170	0	Absolutely no Trade	15.79%	30.73%	B	21	
2025/08/04	19.870	Sell_Panda_ST	Sell_Panda_ST	57.39%	50	Research	170	0	Absolutely no Trade	14.61%	31.27%	B	19	
2025/08/05	19.331	Sell_Panda_ST	Sell_Panda_ST	44.87%	0	Research	85	0	Absolutely no Trade	11.42%	30.64%	C	17	
2025/08/06	20.178	Sell_Panda_ST	Sell_Panda_ST	63.71%	0	Research	85	0	Absolutely no Trade	16.22%	36.45%	C	13	
2025/08/07	19.863	No Trade	No Trade	56.27%	0	Research	85	0	Absolutely no Trade	14.33%	35.02%	C	9	
2025/08/08	20.173	No Trade	No Trade	62.94%	0	Research	85	0	Absolutely no Trade	16.02%	37.24%	C	6	
2025/08/11	20.115	No Trade	No Trade	60.66%	0	Research	85	0	Absolutely no Trade	15.44%	37.23%	C	3	
2025/08/12	20.162	No Trade	No Trade	61.39%	0	Research	85	0	Absolutely no Trade	15.63%	37.17%	C	4	
2025/08/13	20.153	No Trade	No Trade	60.88%	0	Research	85	0	Absolutely no Trade	15.50%	27.76%	C	3	
2025/08/14	20.388	No Trade	No Trade	65.85%	0	Research	85	0	Absolutely no Trade	16.76%	28.95%	C	5	
2025/08/15	20.140	No Trade	No Trade	59.94%	0	Research	85	0	Absolutely no Trade	15.26%	27.76%	C	8	
2025/08/18	20.484	No Trade	No Trade	66.70%	0	Research	85	0	Absolutely no Trade	16.98%	32.22%	C	9	
2025/08/19	20.669	No Trade	No Trade	70.51%	50	Research	85	95	Research Defon Sell	17.95%	34.72%	B	10	
2025/08/20	20.808	No Trade	No Trade	73.31%	50	Research	85	96	Research Defon Sell	18.66%	38.93%	B	11	
2025/08/21	20.814	No Trade	No Trade	73.10%	50	Research	85	96	Research Defon Sell	18.61%	41.53%	B	12	
2025/08/22	20.723	No Trade	No Trade	70.75%	50	Research	85	96	Research Defon Sell	18.01%	43.16%	B	14	

S
e
|
|

ORCL.NYS

Oracle Corporation

Technology

Software

New York

Market Cap : (B)

532 848

MSI.NYS

Motorola Solutions

Technology

Communications Equipment

New York

Market Cap : (B)

83 711

Follow the " 3day to 5day waiting period " before entering the trade : understand the Graph, Trend and Variables

Plan your enrty levels. Focus on the process not the outcome. Expect further short-term deviation from the trade signal. "Patience"

-2.244														91.096		-40.593	
Date	Price or Relative Price	Short_Term_ Radar	Medium_ Term_Radar	Caterpillar_ %	Wise_ Owl(Rnk)	324_Factor	Factor_324	Defcon _Index	Defcon _Index_Trade	Margin of Safety	75_Day_Mom	Trade_Rating (Guidance)	Trendsum				
2025/07/01	0.514	No Trade	No Trade	44.66%	0	Absolutely No	0	98	Research Defon Sell	13.47%	44.27%	C	9				
2025/07/02	0.545	No Trade	No Trade	66.87%	50	Research	85	100	Research Defon Sell	20.05%	52.50%	A	9				
2025/07/03	0.559	No Trade	No Trade	81.04%	50	Research	85	100	Research Defon Sell	23.03%	52.92%	A	9				
2025/07/04	0.559	No Trade	No Trade	84.10%	50	Research	85	100	Research Defon Sell	22.94%	57.70%	A	11				
2025/07/07	0.545	No Trade	No Trade	76.33%	50	Research	85	98	Research Defon Sell	19.60%	51.63%	B	12				
2025/07/08	0.562	No Trade	No Trade	90.59%	50	Research	85	100	Research Defon Sell	23.27%	55.36%	A	14				
2025/07/09	0.564	No Trade	No Trade	100.00%	50	Research	85	100	Research Defon Sell	23.71%	56.69%	A	15				
2025/07/10	0.563	No Trade	No Trade	98.00%	50	Research	85	100	Research Defon Sell	23.23%	55.96%	A	17				
2025/07/11	0.554	No Trade	No Trade	89.86%	50	Research	85	98	Research Defon Sell	21.30%	61.69%	B	18				
2025/07/14	0.554	No Trade	No Trade	88.79%	50	Research	85	98	Research Defon Sell	21.05%	64.39%	B	18				
2025/07/15	0.575	No Trade	No Trade	100.00%	50	Research	85	100	Research Defon Sell	25.43%	76.69%	A	18				
2025/07/16	0.580	No Trade	No Trade	100.00%	50	Research	85	100	Research Defon Sell	26.38%	81.51%	A	19				
2025/07/17	0.591	No Trade	No Trade	100.00%	50	Research	85	100	Research Defon Sell	28.71%	81.47%	A	21				
2025/07/18	0.584	No Trade	No Trade	94.32%	50	Research	85	99	Research Defon Sell	27.08%	74.89%	B	24				
2025/07/21	0.579	No Trade	No Trade	89.39%	50	Research	85	98	Research Defon Sell	25.67%	83.62%	B	25				
2025/07/21	0.579	No Trade	No Trade	89.39%	50	Research	85	98	Research Defon Sell	25.67%	81.39%	B	26				
2025/07/22	0.565	No Trade	No Trade	78.94%	50	Research	85	96	Research Defon Sell	22.67%	79.18%	B	23				
2025/07/23	0.573	Sell_Panda_ST	No Trade	84.48%	50	Research	85	97	Research Defon Sell	24.26%	81.66%	B	21				
2025/07/24	0.572	Sell_Panda_ST	No Trade	83.09%	50	Research	85	97	Research Defon Sell	23.86%	70.71%	B	18				
2025/07/25	0.573	Sell_Panda_ST	No Trade	83.61%	50	Research	85	97	Research Defon Sell	24.01%	78.18%	B	15				
2025/07/28	0.576	Sell_Panda_ST	No Trade	85.17%	90	Research	170	98	Research Defon Sell	24.46%	83.85%	AAA	12				
2025/07/29	0.576	No Trade	No Trade	84.80%	75	Research	170	98	Research Defon Sell	24.35%	82.46%	AA	11				
2025/07/30	0.575	No Trade	No Trade	83.43%	75	Research	170	97	Research Defon Sell	23.96%	84.77%	AA	10				
2025/07/31	0.578	No Trade	No Trade	85.66%	90	Research	170	98	Research Defon Sell	24.60%	87.31%	AAA	11				
2025/08/01	0.560	Sell_Panda_ST	Sell_Panda_ST	71.53%	50	Research	170	0	Absolutely no Trade	20.54%	83.17%	B	12				
2025/08/04	0.574	No Trade	No Trade	81.26%	75	Research	170	97	Research Defon Sell	23.33%	89.36%	AA	12				
2025/08/05	0.589	No Trade	No Trade	92.19%	90	Research	170	100	Research Defon Sell	26.47%	90.14%	AAA	12				
2025/08/06	0.580	No Trade	No Trade	85.11%	90	Research	170	98	Research Defon Sell	24.44%	80.58%	AAA	13				
2025/08/07	0.560	No Trade	No Trade	70.07%	50	Research	170	0	Absolutely no Trade	20.12%	74.06%	B	11				
2025/08/08	0.551	No Trade	No Trade	63.18%	50	Research	170	0	Absolutely no Trade	18.14%	69.61%	B	7				
2025/08/11	0.548	No Trade	No Trade	59.78%	0	Research	85	0	Absolutely no Trade	17.17%	69.67%	C	1				
2025/08/12	0.539	No Trade	No Trade	52.46%	0	Research	85	0	Absolutely no Trade	15.06%	68.61%	C	-3				
2025/08/13	0.519	No Trade	No Trade	37.71%	0	Research	85	0	Absolutely no Trade	10.83%	56.75%	C	-8				
2025/08/14	0.531	No Trade	No Trade	45.85%	0	Research	85	0	Absolutely no Trade	13.16%	43.09%	C	-11				
2025/08/15	0.539	No Trade	No Trade	52.01%	0	Research	85	0	Absolutely no Trade	14.94%	46.46%	C	-13				
2025/08/18	0.540	No Trade	No Trade	51.62%	0	Research	85	0	Absolutely no Trade	14.82%	50.88%	C	-14				
2025/08/19	0.510	No Trade	No Trade	28.77%	0	Research	85	0	Absolutely no Trade	8.26%	41.63%	C	-18				
2025/08/20	0.509	No Trade	No Trade	27.79%	0	Research	85	0	Absolutely no Trade	7.98%	38.88%	C	-22				
2025/08/21	0.504	No Trade	No Trade	24.23%	0	Research	85	0	Absolutely no Trade	6.96%	36.33%	C	-25				
2025/08/22	0.512	No Trade	No Trade	29.49%	0	Research	85	0	Absolutely no Trade	8.47%	34.39%	C	-28				



Date	9 day	9 vs 21 day	33 day
2025/07/08	Buy_9day	Buy 9 vs 21	Buy 33_Day
2025/07/09	Buy_9day	Buy 9 vs 21	Buy 33_Day
2025/07/10	Buy_9day	Buy 9 vs 21	Buy 33_Day
2025/07/11	Buy_9day	Buy 9 vs 21	Buy 33_Day
2025/07/14	Sell_9day	Buy 9 vs 21	Buy 33_Day
2025/07/15	Buy_9day	Buy 9 vs 21	Buy 33_Day
2025/07/16	Buy_9day	Buy 9 vs 21	Buy 33_Day
2025/07/17	Buy_9day	Buy 9 vs 21	Buy 33_Day
2025/07/18	Buy_9day	Buy 9 vs 21	Buy 33_Day
2025/07/21	Buy_9day	Buy 9 vs 21	Buy 33_Day
2025/07/21	Buy_9day	Buy 9 vs 21	Buy 33_Day
2025/07/22	Sell_9day	Buy 9 vs 21	Buy 33_Day
2025/07/23	Sell_9day	Buy 9 vs 21	Buy 33_Day
2025/07/24	Sell_9day	Buy 9 vs 21	Buy 33_Day
2025/07/25	Sell_9day	Buy 9 vs 21	Buy 33_Day
2025/07/28	Sell_9day	Buy 9 vs 21	Buy 33_Day
2025/07/29	Buy_9day	Buy 9 vs 21	Buy 33_Day
2025/07/30	Buy_9day	Buy 9 vs 21	Buy 33_Day
2025/07/31	Buy_9day	Buy 9 vs 21	Buy 33_Day
2025/08/01	Sell_9day	Buy 9 vs 21	Buy 33_Day
2025/08/04	Buy_9day	Buy 9 vs 21	Buy 33_Day
2025/08/05	Buy_9day	Buy 9 vs 21	Buy 33_Day
2025/08/06	Buy_9day	Buy 9 vs 21	Buy 33_Day
2025/08/07	Sell_9day	Buy 9 vs 21	Sell 33_Day
2025/08/08	Sell_9day	Sell 9 vs 21	Sell 33_Day
2025/08/11	Sell_9day	Sell 9 vs 21	Sell 33_Day
2025/08/12	Sell_9day	Sell 9 vs 21	Sell 33_Day
2025/08/13	Sell_9day	Sell 9 vs 21	Sell 33_Day
2025/08/14	Sell_9day	Sell 9 vs 21	Sell 33_Day
2025/08/15	Sell_9day	Sell 9 vs 21	Sell 33_Day
2025/08/18	Sell_9day	Sell 9 vs 21	Sell 33_Day
2025/08/19	Sell_9day	Sell 9 vs 21	Sell 33_Day
2025/08/20	Sell_9day	Sell 9 vs 21	Sell 33_Day
2025/08/21	Sell_9day	Sell 9 vs 21	Sell 33_Day
2025/08/22	Sell_9day	Sell 9 vs 21	Sell 33_Day

Strategy Universe

Pairs_NYSE_Nasdaq50

Ascendant guidance

Research

Strategy_Open Date

2025/08/06

Caterpillar Guidance

Trade

ORCL.NYS

21 per. Mov. Avg. (ORCL.NYS)

Linear (ORCL.NYS)

MSI.NYS

21 per. Mov. Avg. (MSI.NYS)

Linear (MSI.NYS)

(+) : Mom Days

74

(-) : Mom Days

0

Guided : Factor

66 day

324_Buy Guidance

0.0%

324_Sell Guidance

86.6%

Mom_75 (days)

34.4%

9 vs 21 day

-4.94%

Price vs 9 day

-2.06%

S
e
l
l

PH.NYS

Parker Hannifin

Industrial

Machinery

New York

Market Cap : (B)

90 989

CPRT.NAS

Copart

Industrial

Commercial Services & Supplies

New York

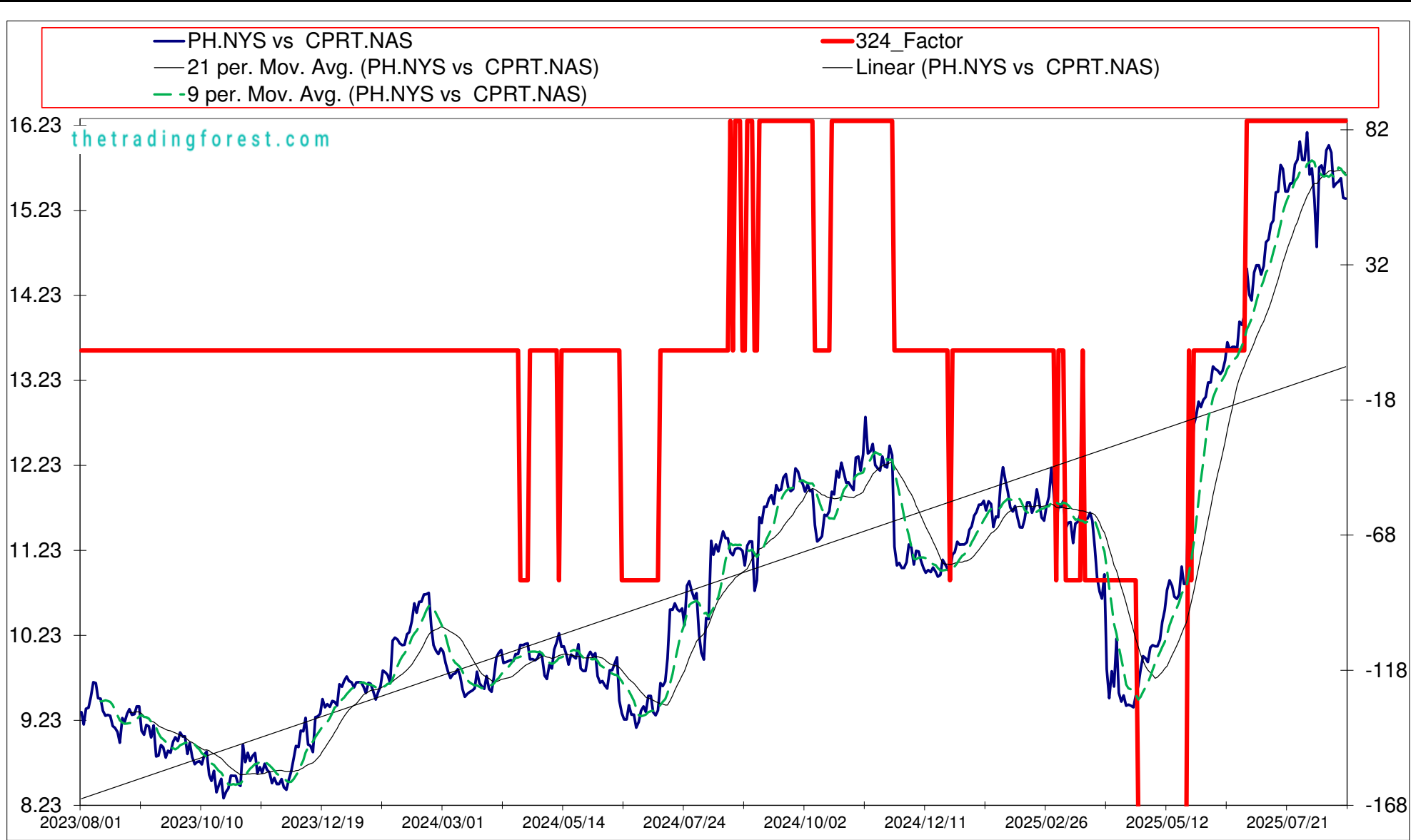
Market Cap : (B)

60 404


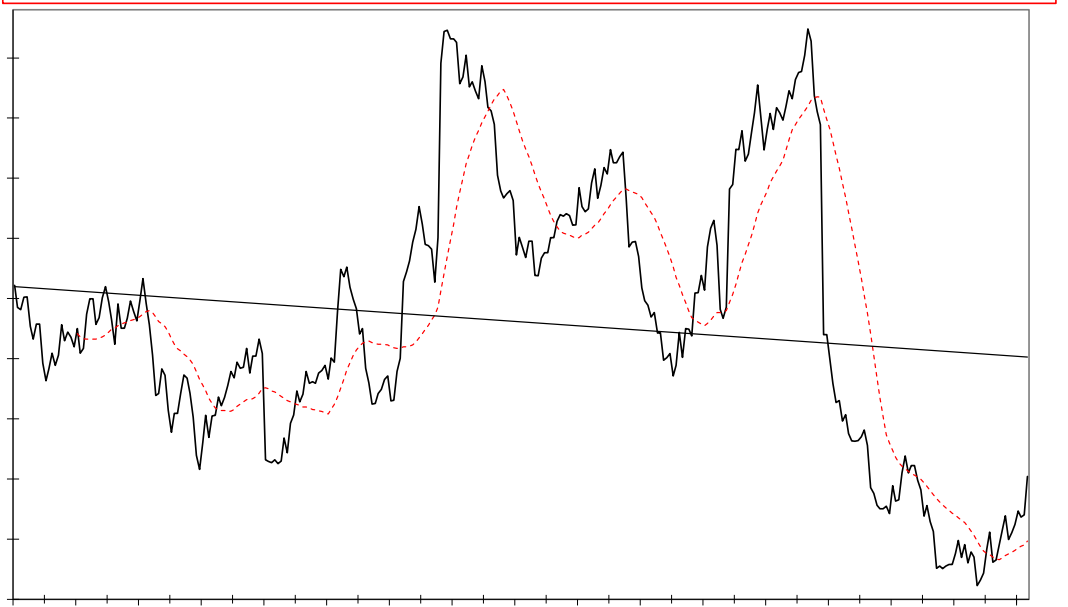
Follow the " 3day to 5day waiting period " before entering the trade : understand the Graph, Trend and Variables

Plan your enrty levels. Focus on the process not the outcome. Expect further short-term deviation from the trade signal. "Patience"

-2.25667.651-29.984														
Date	Price or Relative Price	Short_Term_ Radar	Medium_ Term_Radar	Caterpillar_ %	Wise_ Owl(Rnk)	324_Factor	Factor_324	Defcon _Index	Defcon _Index_Trade	Margin of Safety	75_Day_Mom	Trade_Rating (Guidance)	Trendsum	
2025/07/01	14.168	No Trade	No Trade	45.98%	50	Research	85	97	Research Defon Sell	6.38%	25.24%	B	40	
2025/07/02	14.496	No Trade	No Trade	63.23%	50	Research	85	100	Research Defon Sell	8.78%	25.55%	A	40	
2025/07/03	14.581	No Trade	No Trade	67.32%	50	Research	85	100	Research Defon Sell	9.35%	26.09%	A	40	
2025/07/04	14.581	No Trade	No Trade	66.80%	50	Research	85	100	Research Defon Sell	9.27%	25.19%	A	42	
2025/07/07	14.470	No Trade	No Trade	59.28%	50	Research	85	99	Research Defon Sell	8.23%	23.75%	A	41	
2025/07/08	14.573	No Trade	No Trade	64.27%	50	Research	85	100	Research Defon Sell	8.92%	25.61%	A	40	
2025/07/09	14.853	No Trade	No Trade	78.84%	50	Research	85	100	Research Defon Sell	10.94%	28.04%	A	39	
2025/07/10	14.884	No Trade	No Trade	80.01%	50	Research	85	100	Research Defon Sell	11.11%	27.54%	A	39	
2025/07/11	15.063	No Trade	No Trade	89.10%	60	Research	85	100	Research Defon Sell	12.37%	30.12%	A	39	
2025/07/14	15.109	No Trade	No Trade	89.96%	60	Research	85	100	Research Defon Sell	12.49%	34.24%	A	41	
2025/07/15	15.439	No Trade	No Trade	100.00%	60	Research	85	100	Research Defon Sell	14.87%	41.57%	A	42	
2025/07/16	15.446	No Trade	No Trade	99.87%	60	Research	85	100	Research Defon Sell	14.85%	43.80%	A	43	
2025/07/17	15.761	No Trade	No Trade	100.00%	60	Research	85	100	Research Defon Sell	17.11%	47.85%	A	43	
2025/07/18	15.715	No Trade	No Trade	97.57%	60	Research	85	100	Research Defon Sell	16.70%	43.59%	A	45	
2025/07/21	15.451	No Trade	No Trade	84.81%	50	Research	85	98	Research Defon Sell	14.51%	57.20%	B	46	
2025/07/21	15.451	No Trade	No Trade	84.81%	50	Research	85	98	Research Defon Sell	14.51%	62.84%	B	46	
2025/07/22	15.545	No Trade	No Trade	88.43%	60	Research	85	99	Research Defon Sell	15.13%	58.53%	B	42	
2025/07/23	15.549	No Trade	No Trade	88.18%	60	Research	85	99	Research Defon Sell	15.09%	61.53%	B	38	
2025/07/24	15.769	No Trade	No Trade	97.24%	60	Research	85	100	Research Defon Sell	16.64%	54.80%	A	38	
2025/07/25	15.824	No Trade	No Trade	99.18%	60	Research	85	100	Research Defon Sell	16.97%	65.70%	A	39	
2025/07/28	16.039	No Trade	No Trade	100.00%	60	Research	85	100	Research Defon Sell	18.33%	69.76%	A	39	
2025/07/29	15.820	No Trade	No Trade	90.80%	60	Research	85	99	Research Defon Sell	16.64%	66.17%	B	39	
2025/07/30	15.817	No Trade	No Trade	90.27%	60	Research	85	99	Research Defon Sell	16.54%	68.26%	B	38	
2025/07/31	16.146	No Trade	No Trade	100.00%	60	Research	85	100	Research Defon Sell	18.89%	71.55%	A	38	
2025/08/01	15.648	No Trade	No Trade	80.18%	50	Research	85	97	Research Defon Sell	15.14%	66.46%	B	38	
2025/08/04	15.720	No Trade	No Trade	81.82%	50	Research	85	97	Research Defon Sell	15.45%	67.59%	B	38	
2025/08/05	15.359	Sell_Panda_ST	Sell_Panda_ST	67.39%	50	Research	85	95	Research Defon Sell	12.73%	61.43%	B	36	
2025/08/06	14.798	Sell_Panda_ST	Sell_Panda_ST	45.22%	0	Research	85	0	Absolutely no Trade	8.54%	53.65%	C	30	
2025/08/07	15.731	No Trade	No Trade	81.06%	50	Research	85	97	Research Defon Sell	15.31%	60.20%	B	25	
2025/08/08	15.757	No Trade	No Trade	81.68%	50	Research	85	98	Research Defon Sell	15.43%	57.84%	B	20	
2025/08/11	15.649	No Trade	No Trade	76.32%	50	Research	85	97	Research Defon Sell	14.42%	57.10%	B	16	
2025/08/12	15.933	No Trade	No Trade	86.92%	50	Research	85	99	Research Defon Sell	16.42%	60.71%	B	14	
2025/08/13	15.993	No Trade	No Trade	88.83%	50	Research	85	99	Research Defon Sell	16.78%	58.58%	A	15	
2025/08/14	15.906	No Trade	No Trade	85.07%	50	Research	85	99	Research Defon Sell	16.07%	57.30%	B	16	
2025/08/15	15.505	No Trade	No Trade	69.19%	50	Research	85	96	Research Defon Sell	13.07%	53.52%	B	16	
2025/08/18	15.545	No Trade	No Trade	69.59%	50	Research	85	96	Research Defon Sell	13.14%	53.95%	B	16	
2025/08/19	15.566	Sell_Panda_ST	Sell_Panda_ST	70.04%	50	Research	85	96	Research Defon Sell	13.23%	53.01%	B	12	
2025/08/20	15.605	No Trade	No Trade	71.16%	50	Research	85	97	Research Defon Sell	13.44%	50.29%	B	8	
2025/08/21	15.374	No Trade	No Trade	61.89%	50	Research	85	95	Research Defon Sell	11.69%	46.05%	B	4	
2025/08/22	15.366	No Trade	No Trade	61.20%	50	Research	85	95	Research Defon Sell	11.56%	42.83%	B	-2	



Date	9 day	9 vs 21 day	33 day
2025/07/08	Buy_9day	Buy 9 vs 21	Buy 33_Day
2025/07/09	Buy_9day	Buy 9 vs 21	Buy 33_Day
2025/07/10	Buy_9day	Buy 9 vs 21	Buy 33_Day
2025/07/11	Buy_9day	Buy 9 vs 21	Buy 33_Day
2025/07/14	Buy_9day	Buy 9 vs 21	Buy 33_Day
2025/07/15	Buy_9day	Buy 9 vs 21	Buy 33_Day
2025/07/16	Buy_9day	Buy 9 vs 21	Buy 33_Day
2025/07/17	Buy_9day	Buy 9 vs 21	Buy 33_Day
2025/07/18	Buy_9day	Buy 9 vs 21	Buy 33_Day
2025/07/21	Buy_9day	Buy 9 vs 21	Buy 33_Day
2025/07/21	Buy_9day	Buy 9 vs 21	Buy 33_Day
2025/07/22	Buy_9day	Buy 9 vs 21	Buy 33_Day
2025/07/23	Buy_9day	Buy 9 vs 21	Buy 33_Day
2025/07/24	Buy_9day	Buy 9 vs 21	Buy 33_Day
2025/07/25	Buy_9day	Buy 9 vs 21	Buy 33_Day
2025/07/28	Buy_9day	Buy 9 vs 21	Buy 33_Day
2025/07/29	Buy_9day	Buy 9 vs 21	Buy 33_Day
2025/07/30	Buy_9day	Buy 9 vs 21	Buy 33_Day
2025/07/31	Buy_9day	Buy 9 vs 21	Buy 33_Day
2025/08/01	Sell_9day	Buy 9 vs 21	Buy 33_Day
2025/08/04	Sell_9day	Buy 9 vs 21	Buy 33_Day
2025/08/05	Sell_9day	Buy 9 vs 21	Buy 33_Day
2025/08/06	Sell_9day	Buy 9 vs 21	Sell 33_Day
2025/08/07	Buy_9day	Buy 9 vs 21	Buy 33_Day
2025/08/08	Buy_9day	Buy 9 vs 21	Buy 33_Day
2025/08/11	Buy_9day	Sell 9 vs 21	Buy 33_Day
2025/08/12	Buy_9day	Sell 9 vs 21	Buy 33_Day
2025/08/13	Buy_9day	Sell 9 vs 21	Buy 33_Day
2025/08/14	Buy_9day	Sell 9 vs 21	Buy 33_Day
2025/08/15	Sell_9day	Sell 9 vs 21	Buy 33_Day
2025/08/18	Sell_9day	Sell 9 vs 21	Buy 33_Day
2025/08/19	Sell_9day	Buy 9 vs 21	Buy 33_Day
2025/08/20	Sell_9day	Buy 9 vs 21	Buy 33_Day
2025/08/21	Sell_9day	Sell 9 vs 21	Sell 33_Day
2025/08/22	Sell_9day	Sell 9 vs 21	Sell 33_Day

Strategy Universe	Pairs_NYSE_Industrial	Ascendant guidance	Research	Strategy_Open Date	2025/08/06	Caterpillar Guidance	Trade	
<div><div><div>— PH.NYS - - - - 21 per. Mov. Avg. (PH.NYS) — Linear (PH.NYS)</div></div><div><div>— CPRT.NAS - - - - 21 per. Mov. Avg. (CPRT.NAS) — Linear (CPRT.NAS)</div></div></div>							(+) : Mom Days	66
							(-) : Mom Days	0
							Guided : Factor	33 day
							324_Buy Guidance	0.0%
							324_Sell Guidance	95.2%
							Mom_75 (days)	42.8%
							9 vs 21 day	-0.18%
							Price vs 9 day	-1.77%

S
e
l
l

ROK.NYS

Rockwell Automation, Inc.

Industrial

Electrical Equipment

New York

Market Cap : (B)

32 837

AME.NYS

Ametek

Industrial

Electrical Equipment

New York

Market Cap : (B)

45 656

Follow the " 3day to 5day waiting period " before entering the trade : understand the Graph, Trend and Variables

Plan your enrty levels. Focus on the process not the outcome. Expect further short-term deviation from the trade signal. "Patience"

-2.331															33.490															-14.367																			
Date	Price or Relative Price	Short_Term_ Radar	Medium_ Term_Radar	Caterpillar_ %	Wise_ Owl(Rnk)	324_Factor	Factor_324	Defcon _Index	Defcon _Index_Trade	Margin of Safety	75_Day_Mom	Trade_Rating (Guidance)	Trendsum																																				
2025/07/01	1.850	No Trade	No Trade	60.58%	50	Research	85	92	Research Defon Sell	7.40%	25.28%	C	28																																				
2025/07/02	1.883	No Trade	No Trade	76.24%	50	Research	85	92	Research Defon Sell	9.31%	27.49%	B	28																																				
2025/07/03	1.884	No Trade	No Trade	76.42%	50	Research	85	92	Research Defon Sell	9.33%	28.48%	B	29																																				
2025/07/04	1.884	No Trade	No Trade	76.11%	50	Research	85	92	Research Defon Sell	9.29%	28.54%	B	32																																				
2025/07/07	1.858	No Trade	No Trade	62.94%	50	Research	85	91	Research Defon Sell	7.68%	26.55%	C	33																																				
2025/07/08	1.865	No Trade	No Trade	65.66%	50	Research	85	91	Research Defon Sell	8.02%	27.12%	C	33																																				
2025/07/09	1.867	No Trade	No Trade	66.24%	50	Research	85	92	Research Defon Sell	8.09%	25.88%	C	31																																				
2025/07/10	1.901	No Trade	No Trade	82.29%	50	Research	85	94	Research Defon Sell	10.05%	26.87%	B	33																																				
2025/07/11	1.896	No Trade	No Trade	79.41%	50	Research	85	94	Research Defon Sell	9.69%	24.54%	B	35																																				
2025/07/14	1.924	No Trade	No Trade	91.89%	50	Research	85	95	Research Defon Sell	11.22%	26.00%	B	35																																				
2025/07/15	1.964	No Trade	No Trade	100.00%	60	Research	85	96	Research Defon Sell	13.51%	29.41%	B	35																																				
2025/07/16	1.986	No Trade	No Trade	100.00%	60	Research	85	97	Research Defon Sell	14.74%	32.33%	B	35																																				
2025/07/17	1.984	No Trade	No Trade	98.77%	60	Research	85	96	Research Defon Sell	14.56%	31.79%	B	35																																				
2025/07/18	1.994	No Trade	No Trade	100.00%	60	Research	85	97	Research Defon Sell	15.12%	32.05%	B	37																																				
2025/07/21	1.969	No Trade	No Trade	89.70%	60	Research	85	99	Research Defon Sell	13.57%	32.97%	B	40																																				
2025/07/21	1.969	No Trade	No Trade	89.70%	60	Research	85	99	Research Defon Sell	13.57%	32.37%	B	42																																				
2025/07/22	1.973	No Trade	No Trade	90.98%	60	Research	85	99	Research Defon Sell	13.76%	32.93%	B	41																																				
2025/07/23	1.975	No Trade	No Trade	91.29%	60	Research	85	99	Research Defon Sell	13.81%	36.55%	A	38																																				
2025/07/24	1.986	No Trade	No Trade	95.48%	60	Research	85	100	Research Defon Sell	14.44%	31.92%	A	37																																				
2025/07/25	1.991	No Trade	No Trade	96.87%	100	Research	170	100	Research Defon Sell	14.65%	36.16%	AAA	33																																				
2025/07/28	1.991	No Trade	No Trade	96.10%	100	Research	170	100	Research Defon Sell	14.53%	37.95%	AAA	31																																				
2025/07/29	1.978	No Trade	No Trade	90.81%	90	Research	170	99	Research Defon Sell	13.73%	36.70%	AAA	29																																				
2025/07/30	1.987	No Trade	No Trade	94.08%	90	Research	170	100	Research Defon Sell	14.23%	36.58%	AAA	27																																				
2025/07/31	1.903	Sell_Panda_ST	Sell_Panda_ST	61.86%	75	Research	170	95	Research Defon Sell	9.35%	32.22%	AA	21																																				
2025/08/01	1.889	Sell_Panda_ST	Sell_Panda_ST	56.46%	0	Research	85	0	Absolutely no Trade	8.54%	28.34%	C	17																																				
2025/08/04	1.898	Sell_Panda_ST	Sell_Panda_ST	59.10%	50	Research	85	95	Research Defon Sell	8.94%	29.26%	B	13																																				
2025/08/05	1.871	No Trade	No Trade	48.54%	0	Research	85	0	Absolutely no Trade	7.34%	26.52%	C	9																																				
2025/08/06	1.772	No Trade	No Trade	10.87%	0	Absolutely No	0	0	Absolutely no Trade	1.64%	19.24%	C	3																																				
2025/08/07	1.825	No Trade	No Trade	30.71%	0	Absolutely No	0	0	Absolutely no Trade	4.64%	22.48%	C	-3																																				
2025/08/08	1.830	No Trade	No Trade	32.42%	0	Absolutely No	0	0	Absolutely no Trade	4.90%	23.44%	C	-9																																				
2025/08/11	1.807	No Trade	No Trade	22.85%	0	Absolutely No	0	0	Absolutely no Trade	3.46%	22.42%	C	-13																																				
2025/08/12	1.837	No Trade	No Trade	34.12%	0	Absolutely No	0	0	Absolutely no Trade	5.16%	25.78%	C	-14																																				
2025/08/13	1.867	No Trade	No Trade	45.30%	0	Research	85	0	Absolutely no Trade	6.85%	25.34%	C	-14																																				
2025/08/14	1.881	No Trade	No Trade	50.14%	0	Research	85	0	Absolutely no Trade	7.58%	26.10%	C	-13																																				
2025/08/15	1.887	No Trade	No Trade	52.41%	0	Research	85	0	Absolutely no Trade	7.93%	26.60%	C	-9																																				
2025/08/18	1.877	No Trade	No Trade	47.89%	0	Research	85	0	Absolutely no Trade	7.24%	24.52%	C	-6																																				
2025/08/19	1.855	No Trade	No Trade	39.18%	0	Absolutely No	0	0	Absolutely no Trade	5.93%	11.16%	C	-5																																				
2025/08/20	1.852	No Trade	No Trade	38.04%	0	Absolutely No	0	0	Absolutely no Trade	5.75%	9.13%	C	-5																																				
2025/08/21	1.851	No Trade	No Trade	37.22%	0	Absolutely No	0	0	Absolutely no Trade	5.63%	7.83%	C	-5																																				
2025/08/22	1.879	No Trade	No Trade	47.43%	0	Research	85	0	Absolutely no Trade	7.17%	12.41%	C	-5																																				

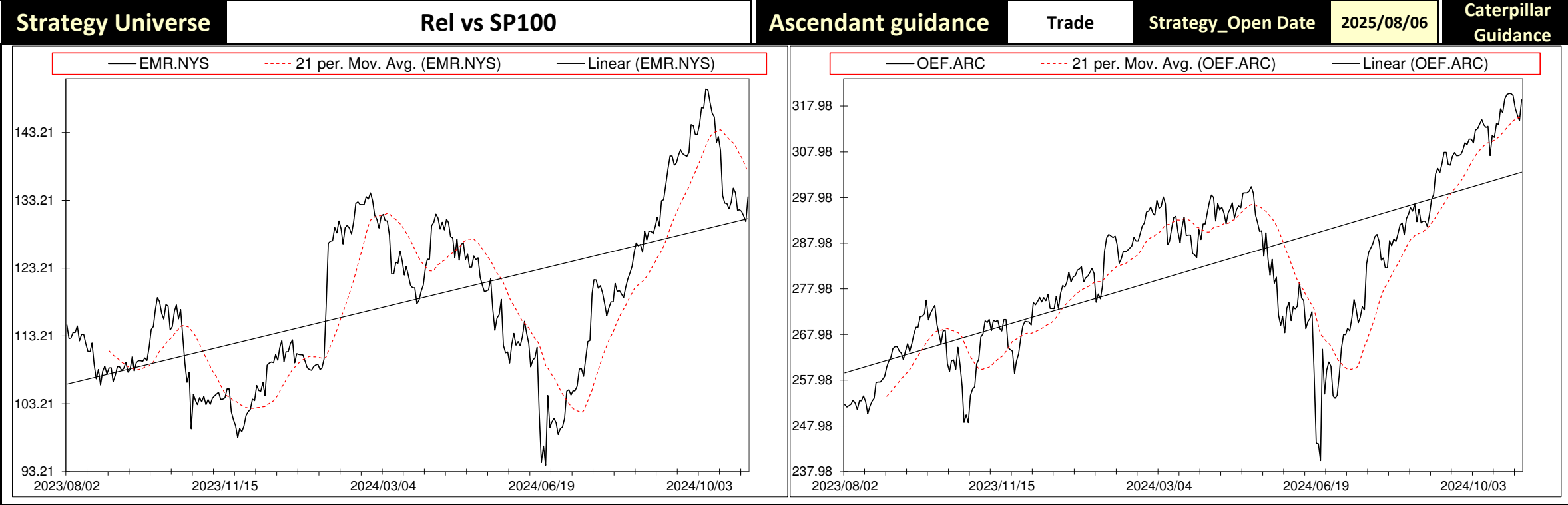


Date	9 day	9 vs 21 day	33 day
2025/07/08	Buy_9day	Buy 9 vs 21	Buy 33_Day
2025/07/09	Buy_9day	Buy 9 vs 21	Buy 33_Day
2025/07/10	Buy_9day	Buy 9 vs 21	Buy 33_Day
2025/07/11	Buy_9day	Buy 9 vs 21	Buy 33_Day
2025/07/14	Buy_9day	Buy 9 vs 21	Buy 33_Day
2025/07/15	Buy_9day	Buy 9 vs 21	Buy 33_Day
2025/07/16	Buy_9day	Buy 9 vs 21	Buy 33_Day
2025/07/17	Buy_9day	Buy 9 vs 21	Buy 33_Day
2025/07/18	Buy_9day	Buy 9 vs 21	Buy 33_Day
2025/07/21	Buy_9day	Buy 9 vs 21	Buy 33_Day
2025/07/21	Buy_9day	Buy 9 vs 21	Buy 33_Day
2025/07/22	Buy_9day	Buy 9 vs 21	Buy 33_Day
2025/07/23	Buy_9day	Buy 9 vs 21	Buy 33_Day
2025/07/24	Buy_9day	Buy 9 vs 21	Buy 33_Day
2025/07/25	Buy_9day	Buy 9 vs 21	Buy 33_Day
2025/07/28	Buy_9day	Buy 9 vs 21	Buy 33_Day
2025/07/29	Sell_9day	Buy 9 vs 21	Buy 33_Day
2025/07/30	Buy_9day	Buy 9 vs 21	Buy 33_Day
2025/07/31	Sell_9day	Buy 9 vs 21	Sell 33_Day
2025/08/01	Sell_9day	Buy 9 vs 21	Sell 33_Day
2025/08/04	Sell_9day	Buy 9 vs 21	Sell 33_Day
2025/08/05	Sell_9day	Sell 9 vs 21	Sell 33_Day
2025/08/06	Sell_9day	Sell 9 vs 21	Sell 33_Day
2025/08/07	Sell_9day	Sell 9 vs 21	Sell 33_Day
2025/08/08	Sell_9day	Sell 9 vs 21	Sell 33_Day
2025/08/11	Sell_9day	Sell 9 vs 21	Sell 33_Day
2025/08/12	Sell_9day	Sell 9 vs 21	Sell 33_Day
2025/08/13	Buy_9day	Sell 9 vs 21	Sell 33_Day
2025/08/14	Buy_9day	Sell 9 vs 21	Sell 33_Day
2025/08/15	Buy_9day	Sell 9 vs 21	Sell 33_Day
2025/08/18	Buy_9day	Sell 9 vs 21	Sell 33_Day
2025/08/19	Buy_9day	Sell 9 vs 21	Sell 33_Day
2025/08/20	Sell_9day	Sell 9 vs 21	Sell 33_Day
2025/08/21	Sell_9day	Sell 9 vs 21	Sell 33_Day
2025/08/22	Buy_9day	Sell 9 vs 21	Sell 33_Day

Strategy Universe	Pairs_NYSE_Industrial	Ascendant guidance	Trade	Strategy_Open Date	2025/08/06	Caterpillar Guidance	Trade
						(+) : Mom Days	12
						(-) : Mom Days	0
						Guided : Factor	9 vs 21 day
						324_Buy Guidance	0.0%
						324_Sell Guidance	94.2%
						Mom_75 (days)	12.4%
						9 vs 21 day	-0.91%
						Price vs 9 day	0.72%



Date	9 day	9 vs 21 day	33 day
2025/07/08	Buy_9day	Buy 9 vs 21	Buy 33_Day
2025/07/09	Buy_9day	Buy 9 vs 21	Buy 33_Day
2025/07/10	Buy_9day	Buy 9 vs 21	Buy 33_Day
2025/07/11	Buy_9day	Buy 9 vs 21	Buy 33_Day
2025/07/14	Buy_9day	Buy 9 vs 21	Buy 33_Day
2025/07/15	Sell_9day	Buy 9 vs 21	Buy 33_Day
2025/07/16	Sell_9day	Buy 9 vs 21	Buy 33_Day
2025/07/17	Buy_9day	Buy 9 vs 21	Buy 33_Day
2025/07/18	Buy_9day	Buy 9 vs 21	Buy 33_Day
2025/07/21	Buy_9day	Buy 9 vs 21	Buy 33_Day
2025/07/21	Buy_9day	Buy 9 vs 21	Buy 33_Day
2025/07/22	Buy_9day	Buy 9 vs 21	Buy 33_Day
2025/07/23	Buy_9day	Buy 9 vs 21	Buy 33_Day
2025/07/24	Buy_9day	Buy 9 vs 21	Buy 33_Day
2025/07/25	Buy_9day	Buy 9 vs 21	Buy 33_Day
2025/07/28	Buy_9day	Buy 9 vs 21	Buy 33_Day
2025/07/29	Buy_9day	Buy 9 vs 21	Buy 33_Day
2025/07/30	Sell_9day	Buy 9 vs 21	Buy 33_Day
2025/07/31	Sell_9day	Buy 9 vs 21	Buy 33_Day
2025/08/01	Sell_9day	Buy 9 vs 21	Buy 33_Day
2025/08/04	Sell_9day	Buy 9 vs 21	Buy 33_Day
2025/08/05	Sell_9day	Buy 9 vs 21	Sell 33_Day
2025/08/06	Sell_9day	Sell 9 vs 21	Sell 33_Day
2025/08/07	Sell_9day	Sell 9 vs 21	Sell 33_Day
2025/08/08	Sell_9day	Sell 9 vs 21	Sell 33_Day
2025/08/11	Sell_9day	Sell 9 vs 21	Sell 33_Day
2025/08/12	Sell_9day	Sell 9 vs 21	Sell 33_Day
2025/08/13	Sell_9day	Sell 9 vs 21	Sell 33_Day
2025/08/14	Sell_9day	Sell 9 vs 21	Sell 33_Day
2025/08/15	Sell_9day	Sell 9 vs 21	Sell 33_Day
2025/08/18	Sell_9day	Sell 9 vs 21	Sell 33_Day
2025/08/19	Sell_9day	Sell 9 vs 21	Sell 33_Day
2025/08/20	Sell_9day	Sell 9 vs 21	Sell 33_Day
2025/08/21	Sell_9day	Sell 9 vs 21	Sell 33_Day
2025/08/22	Buy_9day	Sell 9 vs 21	Sell 33_Day



Caterpillar Guidance	Trade
(+) : Mom Days	0
(-) : Mom Days	1
Guided : Factor	9 vs 21 day
324_Buy Guidance	88.0%
324_Sell Guidance	0.0%
Mom_75 (days)	-0.6%
9 vs 21 day	-4.61%
Price vs 9 day	0.82%

SEII

EMR.NYS

Emerson Electric

Industrial

Electrical Equipment

New York

Market Cap : (B)

74 491

Follow the " 3day to 5day waiting period " before entering the trade : understand the Graph, Trend and Variables

XLY.ARC

SPDR Select Sector Fund - Consumer Discretionary

Consumer Discretionary

ETF_NYSE_Price

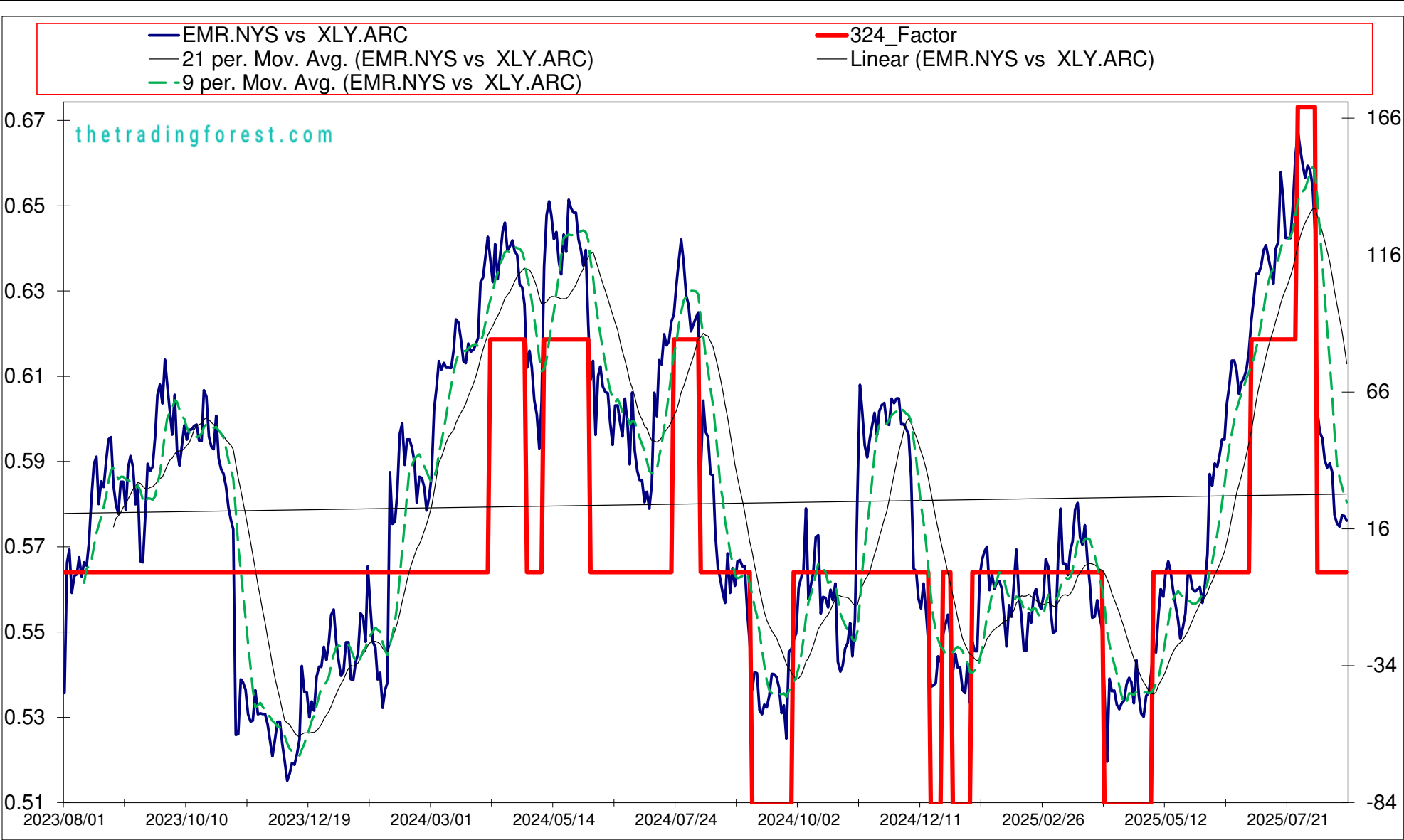
NYSE

Market Cap : (B)

22 269

Plan your enrty levels. Focus on the process not the outcome. Expect further short-term deviation from the trade signal. "Patience"

-1.007														-1.929		1.916	
Date	Price or Relative Price	Short_Term_ Radar	Medium_ Term_Radar	Caterpillar_ %	Wise_ Owl(Rnk)	324_Factor	Factor_324	Defcon _Index	Defcon _Index_Trade	Margin of Safety	75_Day_Mom	Trade_Rating (Guidance)	Trendsum				
2025/07/01	0.621	No Trade	No Trade	65.82%	50	Research	85	98	Research Defon Sell	7.84%	9.50%	C	27				
2025/07/02	0.626	No Trade	No Trade	73.74%	50	Research	85	98	Research Defon Sell	8.79%	10.06%	C	27				
2025/07/03	0.632	No Trade	No Trade	81.79%	50	Research	85	99	Research Defon Sell	9.75%	9.58%	C	27				
2025/07/04	0.632	No Trade	No Trade	81.80%	50	Research	85	99	Research Defon Sell	9.75%	9.30%	C	29				
2025/07/07	0.634	No Trade	No Trade	84.63%	50	Research	85	99	Research Defon Sell	10.08%	11.19%	C	32				
2025/07/08	0.637	No Trade	No Trade	90.00%	60	Research	85	99	Research Defon Sell	10.72%	12.16%	C	35				
2025/07/09	0.639	No Trade	No Trade	91.66%	60	Research	85	99	Research Defon Sell	10.92%	11.46%	C	38				
2025/07/10	0.635	No Trade	No Trade	87.24%	60	Research	85	99	Research Defon Sell	10.39%	12.52%	C	39				
2025/07/11	0.633	No Trade	No Trade	83.25%	50	Research	85	98	Research Defon Sell	9.92%	13.20%	C	38				
2025/07/14	0.629	Sell_Panda_ST	No Trade	78.58%	50	Research	85	98	Research Defon Sell	9.36%	14.21%	C	37				
2025/07/15	0.638	No Trade	No Trade	90.53%	60	Research	85	99	Research Defon Sell	10.79%	15.65%	B	31				
2025/07/16	0.639	No Trade	No Trade	92.90%	50	Research	85	99	Research Defon Sell	11.07%	15.13%	A	29				
2025/07/17	0.656	No Trade	No Trade	100.00%	50	Research	85	100	Research Defon Sell	13.92%	18.93%	A	28				
2025/07/18	0.649	No Trade	No Trade	91.93%	50	Research	85	99	Research Defon Sell	12.80%	18.33%	A	27				
2025/07/21	0.640	No Trade	No Trade	80.79%	50	Research	85	98	Research Defon Sell	11.25%	20.03%	B	27				
2025/07/21	0.640	No Trade	No Trade	80.79%	50	Research	85	98	Research Defon Sell	11.25%	23.75%	B	26				
2025/07/22	0.640	Sell_Panda_ST	No Trade	80.71%	50	Research	85	98	Research Defon Sell	11.24%	19.24%	B	22				
2025/07/23	0.648	No Trade	No Trade	90.94%	50	Research	85	99	Research Defon Sell	12.66%	21.43%	B	20				
2025/07/24	0.659	No Trade	No Trade	100.00%	50	Research	85	100	Research Defon Sell	14.51%	23.39%	A	21				
2025/07/25	0.665	No Trade	No Trade	100.00%	90	Research	170	100	Research Defon Sell	15.63%	25.37%	AAA	23				
2025/07/28	0.661	No Trade	No Trade	95.02%	90	Research	170	99	Research Defon Sell	14.85%	24.77%	AAA	22				
2025/07/29	0.657	No Trade	No Trade	90.88%	90	Research	170	99	Research Defon Sell	14.21%	23.75%	AAA	22				
2025/07/30	0.654	No Trade	No Trade	87.82%	90	Research	170	98	Research Defon Sell	13.73%	23.07%	AAA	21				
2025/07/31	0.657	No Trade	No Trade	90.89%	90	Research	170	99	Research Defon Sell	14.21%	22.70%	AAA	19				
2025/08/01	0.656	No Trade	No Trade	89.77%	90	Research	170	99	Research Defon Sell	14.03%	22.17%	AAA	17				
2025/08/04	0.652	Sell_Panda_ST	No Trade	85.60%	90	Research	170	98	Research Defon Sell	13.38%	21.69%	AAA	17				
2025/08/05	0.642	Sell_Panda_ST	Sell_Panda_ST	74.28%	75	Research	170	97	Research Defon Sell	11.61%	20.92%	AA	14				
2025/08/06	0.599	No Trade	No Trade	26.71%	0	Absolutely No	0	0	Absolutely no Trade	4.17%	10.75%	C	10				
2025/08/07	0.595	No Trade	No Trade	21.45%	0	Absolutely No	0	0	Absolutely no Trade	3.35%	11.60%	C	5				
2025/08/08	0.593	No Trade	No Trade	19.87%	0	Absolutely No	0	0	Absolutely no Trade	3.11%	12.20%	C	-1				
2025/08/11	0.588	No Trade	No Trade	14.33%	0	Absolutely No	0	0	Absolutely no Trade	2.24%	11.41%	C	-6				
2025/08/12	0.586	No Trade	No Trade	12.34%	0	Absolutely No	0	0	Absolutely no Trade	1.93%	10.04%	C	-9				
2025/08/13	0.587	No Trade	No Trade	13.44%	0	Absolutely No	0	0	Absolutely no Trade	2.10%	10.10%	C	-12				
2025/08/14	0.585	No Trade	No Trade	11.14%	0	Absolutely No	0	0	Absolutely no Trade	1.74%	8.83%	C	-16				
2025/08/15	0.575	No Trade	No Trade	0.01%	0	Absolutely No	0	0	Absolutely no Trade	0.00%	5.77%	C	-20				
2025/08/18	0.573	No Trade	No Trade	3.25%	0	Absolutely No	0	0	Absolutely no Trade	-0.33%	5.57%	C	-21				
2025/08/19	0.573	No Trade	No Trade	4.54%	0	Absolutely No	0	-89	Research Defcon Buy	-0.47%	3.75%	C	-24				
2025/08/20	0.575	No Trade	No Trade	0.06%	0	Absolutely No	0	0	Absolutely no Trade	-0.01%	3.09%	C	-27				
2025/08/21	0.575	No Trade	No Trade	0.22%	0	Absolutely No	0	0	Absolutely no Trade	-0.02%	3.41%	C	-29				
2025/08/22	0.574	No Trade	No Trade	2.17%	0	Absolutely No	0	0	Absolutely no Trade	-0.22%	2.11%	C	-31				



Date	9 day	9 vs 21 day	33 day
2025/07/08	Buy_9day	Buy 9 vs 21	Buy 33_Day
2025/07/09	Buy_9day	Buy 9 vs 21	Buy 33_Day
2025/07/10	Buy_9day	Buy 9 vs 21	Buy 33_Day
2025/07/11	Buy_9day	Buy 9 vs 21	Buy 33_Day
2025/07/14	Sell_9day	Buy 9 vs 21	Buy 33_Day
2025/07/15	Buy_9day	Buy 9 vs 21	Buy 33_Day
2025/07/16	Buy_9day	Buy 9 vs 21	Buy 33_Day
2025/07/17	Buy_9day	Buy 9 vs 21	Buy 33_Day
2025/07/18	Buy_9day	Buy 9 vs 21	Buy 33_Day
2025/07/21	Buy_9day	Buy 9 vs 21	Buy 33_Day
2025/07/21	Buy_9day	Buy 9 vs 21	Buy 33_Day
2025/07/22	Sell_9day	Buy 9 vs 21	Buy 33_Day
2025/07/23	Buy_9day	Buy 9 vs 21	Buy 33_Day
2025/07/24	Buy_9day	Buy 9 vs 21	Buy 33_Day
2025/07/25	Buy_9day	Buy 9 vs 21	Buy 33_Day
2025/07/28	Buy_9day	Buy 9 vs 21	Buy 33_Day
2025/07/29	Buy_9day	Buy 9 vs 21	Buy 33_Day
2025/07/30	Buy_9day	Buy 9 vs 21	Buy 33_Day
2025/07/31	Buy_9day	Buy 9 vs 21	Buy 33_Day
2025/08/01	Buy_9day	Buy 9 vs 21	Buy 33_Day
2025/08/04	Sell_9day	Buy 9 vs 21	Buy 33_Day
2025/08/05	Sell_9day	Buy 9 vs 21	Buy 33_Day
2025/08/06	Sell_9day	Buy 9 vs 21	Sell 33_Day
2025/08/07	Sell_9day	Sell 9 vs 21	Sell 33_Day
2025/08/08	Sell_9day	Sell 9 vs 21	Sell 33_Day
2025/08/11	Sell_9day	Sell 9 vs 21	Sell 33_Day
2025/08/12	Sell_9day	Sell 9 vs 21	Sell 33_Day
2025/08/13	Sell_9day	Sell 9 vs 21	Sell 33_Day
2025/08/14	Sell_9day	Sell 9 vs 21	Sell 33_Day
2025/08/15	Sell_9day	Sell 9 vs 21	Sell 33_Day
2025/08/18	Sell_9day	Sell 9 vs 21	Sell 33_Day
2025/08/19	Sell_9day	Sell 9 vs 21	Sell 33_Day
2025/08/20	Sell_9day	Sell 9 vs 21	Sell 33_Day
2025/08/21	Sell_9day	Sell 9 vs 21	Sell 33_Day
2025/08/22	Sell_9day	Sell 9 vs 21	Sell 33_Day

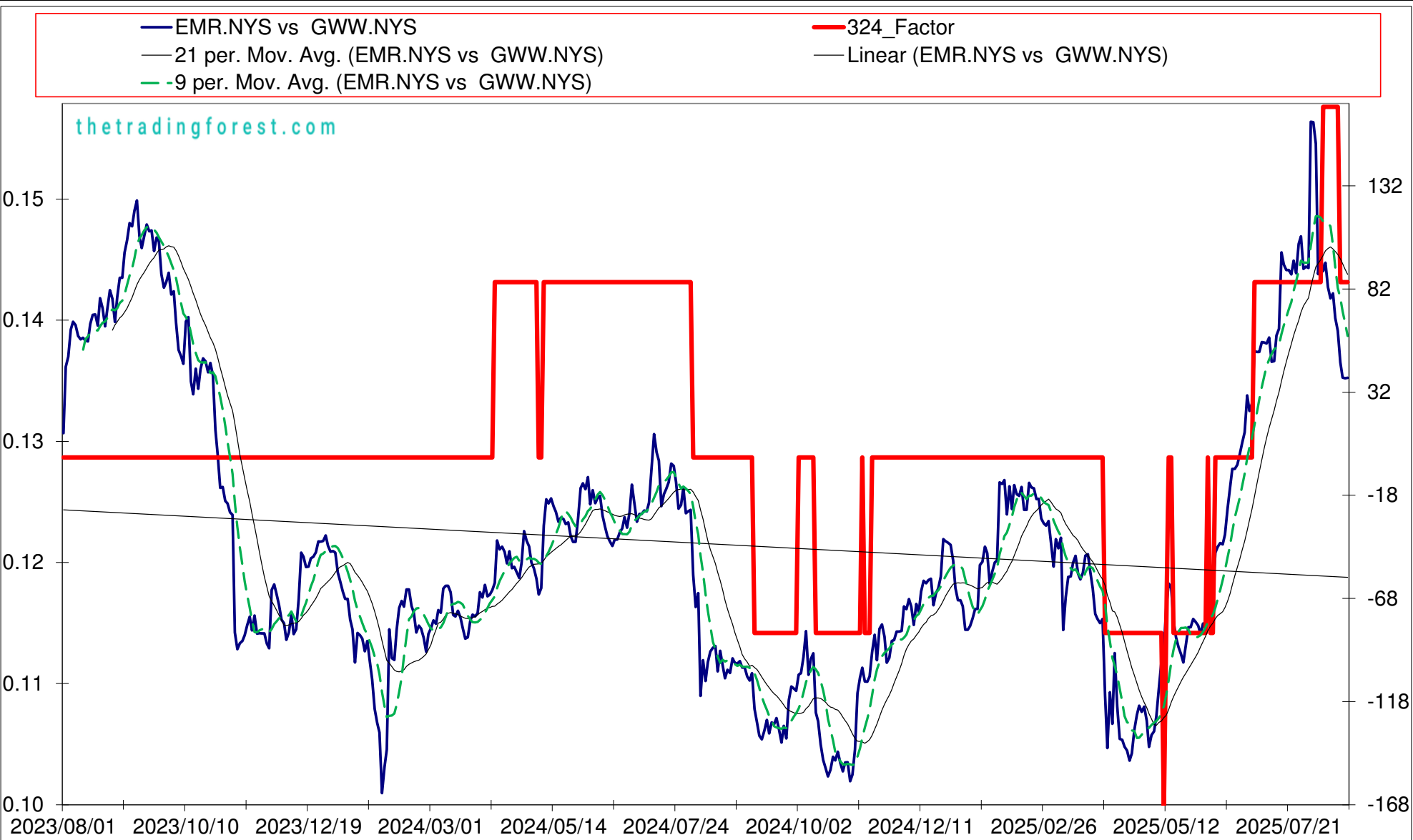
Strategy Universe	Rel vs Share ETF Industrial	Ascendant guidance	Trade	Strategy_Open Date	2025/08/06	Caterpillar Guidance	Trade
						(+) : Mom Days	0
						(-) : Mom Days	0
						Guided : Factor	9 vs 21 day
						324_Buy Guidance	88.1%
						324_Sell Guidance	0.0%
						Mom_75 (days)	2.1%
						9 vs 21 day	-5.32%
						Price vs 9 day	-0.75%

Follow the " 3day to 5day waiting period " before entering the trade : understand the Graph, Trend and Variables

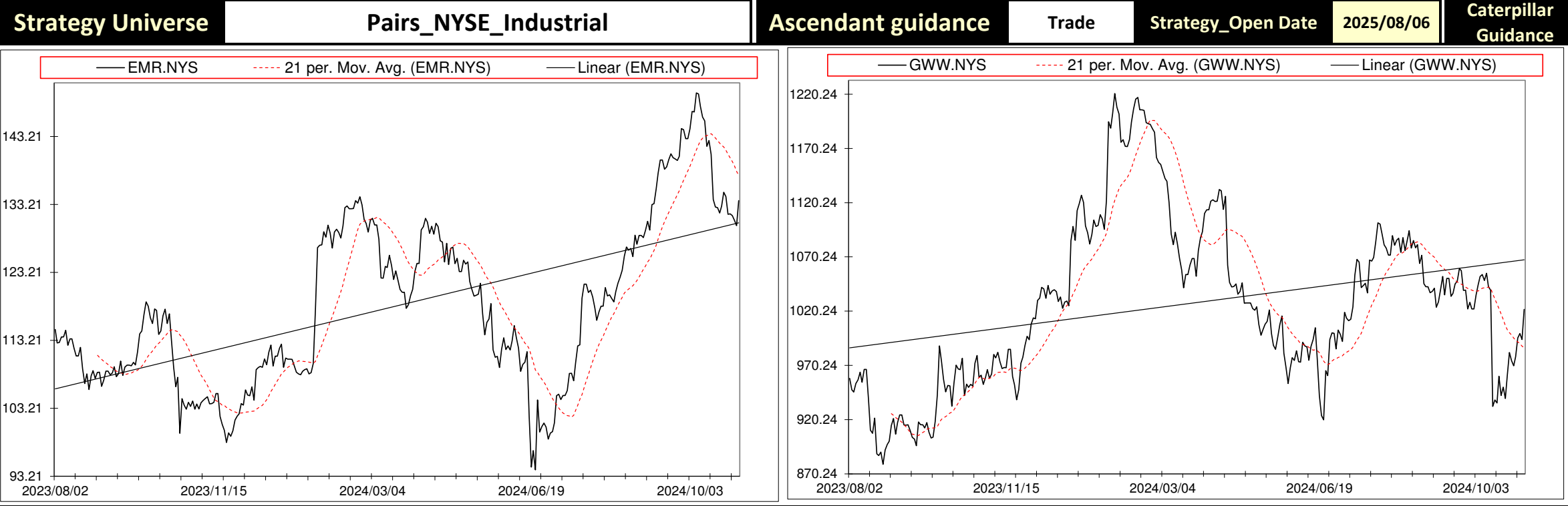
Plan your entry levels. Focus on the process not the outcome. Expect further short-term deviation from the trade signal. "Patience"

-11.808

Date	Price or	Short_Term_	Medium_	Caterpillar_	Wise_	324_Factor	Factor_324	Defcon	Defcon		Margin of	75_Day_Mom	Trade_Rating	Trendsum
	Relative Price	Radar	Term_Radar	%	Owl(Rnk)				_Index	_Index_Trade			Safety	
2025/07/01	0.129	No Trade	No Trade	43.45%	0	Absolutely No	0	93	Research	Defon Sell	6.43%	12.47%	C	43
2025/07/02	0.133	No Trade	No Trade	67.23%	50	Research	85	95	Research	Defon Sell	9.96%	15.08%	B	44
2025/07/03	0.133	No Trade	No Trade	66.76%	50	Research	85	95	Research	Defon Sell	9.89%	14.48%	C	44
2025/07/04	0.133	No Trade	No Trade	66.56%	50	Research	85	95	Research	Defon Sell	9.86%	15.95%	B	43
2025/07/07	0.134	No Trade	No Trade	70.52%	50	Research	85	96	Research	Defon Sell	10.44%	17.14%	B	43
2025/07/08	0.134	No Trade	No Trade	70.18%	50	Research	85	96	Research	Defon Sell	10.39%	16.55%	B	43
2025/07/09	0.134	No Trade	No Trade	69.51%	50	Research	85	96	Research	Defon Sell	10.29%	15.06%	B	43
2025/07/10	0.134	No Trade	No Trade	72.11%	50	Research	85	96	Research	Defon Sell	10.68%	15.38%	B	44
2025/07/11	0.132	No Trade	No Trade	60.73%	50	Research	85	94	Research	Defon Sell	8.99%	15.04%	B	44
2025/07/14	0.132	Sell_Panda_ST	No Trade	60.45%	50	Research	85	94	Research	Defon Sell	8.95%	16.52%	B	41
2025/07/15	0.134	No Trade	No Trade	72.01%	50	Research	85	96	Research	Defon Sell	10.66%	20.62%	B	38
2025/07/16	0.135	No Trade	No Trade	74.88%	50	Research	85	96	Research	Defon Sell	11.09%	21.59%	B	36
2025/07/17	0.141	No Trade	No Trade	100.00%	60	Research	85	98	Research	Defon Sell	16.25%	27.65%	B	35
2025/07/18	0.140	No Trade	No Trade	94.73%	60	Research	85	98	Research	Defon Sell	15.40%	26.36%	B	35
2025/07/21	0.140	No Trade	No Trade	91.90%	60	Research	85	97	Research	Defon Sell	14.94%	33.56%	B	35
2025/07/21	0.140	No Trade	No Trade	91.90%	60	Research	85	97	Research	Defon Sell	14.94%	39.32%	B	35
2025/07/22	0.139	No Trade	No Trade	89.90%	60	Research	85	97	Research	Defon Sell	14.61%	32.85%	B	31
2025/07/23	0.141	No Trade	No Trade	95.51%	50	Research	85	98	Research	Defon Sell	15.52%	37.37%	B	29
2025/07/24	0.140	No Trade	No Trade	90.01%	50	Research	85	97	Research	Defon Sell	14.63%	28.99%	B	28
2025/07/25	0.142	No Trade	No Trade	100.00%	50	Research	85	99	Research	Defon Sell	16.59%	36.75%	B	29
2025/07/28	0.143	No Trade	No Trade	100.00%	50	Research	85	99	Research	Defon Sell	17.01%	41.04%	B	27
2025/07/29	0.140	No Trade	No Trade	86.91%	50	Research	85	97	Research	Defon Sell	14.79%	38.49%	B	27
2025/07/30	0.140	No Trade	No Trade	87.59%	50	Research	85	97	Research	Defon Sell	14.90%	39.43%	B	26
2025/07/31	0.140	Sell_Panda_ST	No Trade	86.90%	50	Research	85	97	Research	Defon Sell	14.79%	39.78%	B	25
2025/08/01	0.152	No Trade	No Trade	100.00%	50	Research	85	100	Research	Defon Sell	24.66%	53.12%	A	27
2025/08/04	0.152	No Trade	No Trade	99.45%	50	Research	85	100	Research	Defon Sell	24.52%	52.15%	A	30
2025/08/05	0.150	No Trade	No Trade	93.47%	60	Research	85	99	Research	Defon Sell	23.05%	47.51%	B	31
2025/08/06	0.139	No Trade	No Trade	57.58%	0	Research	85	0	Absolutely no Trade		14.20%	35.31%	C	29
2025/08/07	0.141	Sell_Panda_ST	No Trade	62.31%	0	Research	85	0	Absolutely no Trade		15.37%	35.72%	C	23
2025/08/08	0.140	Sell_Panda_ST	Sell_Panda_ST	58.13%	50	Research	170	0	Absolutely no Trade		14.33%	35.22%	B	17
2025/08/11	0.140	Sell_Panda_ST	Sell_Panda_ST	60.13%	50	Research	170	0	Absolutely no Trade		14.83%	35.32%	B	12
2025/08/12	0.138	No Trade	No Trade	53.28%	50	Research	170	0	Absolutely no Trade		13.14%	34.86%	B	8
2025/08/13	0.137	No Trade	No Trade	50.10%	50	Research	170	0	Absolutely no Trade		12.36%	36.86%	B	5
2025/08/14	0.138	No Trade	No Trade	51.36%	50	Research	170	0	Absolutely no Trade		12.66%	35.94%	B	0
2025/08/15	0.136	No Trade	No Trade	44.47%	50	Research	170	0	Absolutely no Trade		10.97%	33.54%	B	-5
2025/08/18	0.135	No Trade	No Trade	40.63%	50	Research	170	0	Absolutely no Trade		10.02%	30.90%	B	-8
2025/08/19	0.132	No Trade	No Trade	31.98%	0	Research	85	0	Absolutely no Trade		7.89%	25.60%	C	-11
2025/08/20	0.131	No Trade	No Trade	27.70%	0	Research	85	0	Absolutely no Trade		6.83%	21.86%	C	-14
2025/08/21	0.131	No Trade	No Trade	27.35%	0	Research	85	0	Absolutely no Trade		6.74%	20.58%	C	-18
2025/08/22	0.131	No Trade	No Trade	27.38%	0	Research	85	0	Absolutely no Trade		6.75%	17.02%	C	-23



Date	9 day	9 vs 21 day	33 day
2025/07/08	Buy_9day	Buy 9 vs 21	Buy 33_Day
2025/07/09	Buy_9day	Buy 9 vs 21	Buy 33_Day
2025/07/10	Buy_9day	Buy 9 vs 21	Buy 33_Day
2025/07/11	Sell_9day	Buy 9 vs 21	Buy 33_Day
2025/07/14	Sell_9day	Buy 9 vs 21	Buy 33_Day
2025/07/15	Buy_9day	Buy 9 vs 21	Buy 33_Day
2025/07/16	Buy_9day	Buy 9 vs 21	Buy 33_Day
2025/07/17	Buy_9day	Buy 9 vs 21	Buy 33_Day
2025/07/18	Buy_9day	Buy 9 vs 21	Buy 33_Day
2025/07/21	Buy_9day	Buy 9 vs 21	Buy 33_Day
2025/07/21	Buy_9day	Buy 9 vs 21	Buy 33_Day
2025/07/22	Buy_9day	Buy 9 vs 21	Buy 33_Day
2025/07/23	Buy_9day	Buy 9 vs 21	Buy 33_Day
2025/07/24	Buy_9day	Buy 9 vs 21	Buy 33_Day
2025/07/25	Buy_9day	Buy 9 vs 21	Buy 33_Day
2025/07/28	Buy_9day	Buy 9 vs 21	Buy 33_Day
2025/07/29	Sell_9day	Buy 9 vs 21	Buy 33_Day
2025/07/30	Sell_9day	Buy 9 vs 21	Buy 33_Day
2025/07/31	Sell_9day	Buy 9 vs 21	Buy 33_Day
2025/08/01	Buy_9day	Buy 9 vs 21	Buy 33_Day
2025/08/04	Buy_9day	Buy 9 vs 21	Buy 33_Day
2025/08/05	Buy_9day	Buy 9 vs 21	Buy 33_Day
2025/08/06	Sell_9day	Buy 9 vs 21	Buy 33_Day
2025/08/07	Sell_9day	Buy 9 vs 21	Buy 33_Day
2025/08/08	Sell_9day	Buy 9 vs 21	Buy 33_Day
2025/08/11	Sell_9day	Buy 9 vs 21	Buy 33_Day
2025/08/12	Sell_9day	Buy 9 vs 21	Buy 33_Day
2025/08/13	Sell_9day	Buy 9 vs 21	Sell 33_Day
2025/08/14	Sell_9day	Buy 9 vs 21	Sell 33_Day
2025/08/15	Sell_9day	Sell 9 vs 21	Sell 33_Day
2025/08/18	Sell_9day	Sell 9 vs 21	Sell 33_Day
2025/08/19	Sell_9day	Sell 9 vs 21	Sell 33_Day
2025/08/20	Sell_9day	Sell 9 vs 21	Sell 33_Day
2025/08/21	Sell_9day	Sell 9 vs 21	Sell 33_Day
2025/08/22	Sell_9day	Sell 9 vs 21	Sell 33_Day



Caterpillar Guidance	Trade
(+) : Mom Days	59
(-) : Mom Days	0
Guided : Factor	33 day
324_Buy Guidance	0.0%
324_Sell Guidance	86.1%
Mom_75 (days)	17.0%
9 vs 21 day	-3.65%
Price vs 9 day	-2.57%

S
e
l
l

ROK.NYS

Rockwell Automation, Inc.

Industrial

Electrical Equipment

New York

Market Cap : (B)

32 837

Follow the " 3day to 5day waiting period " before entering the trade : understand the Graph, Trend and Variables

CPRT.NAS

Copart

Industrial

Commercial Services & Supplies

New York

Market Cap : (B)

60 404

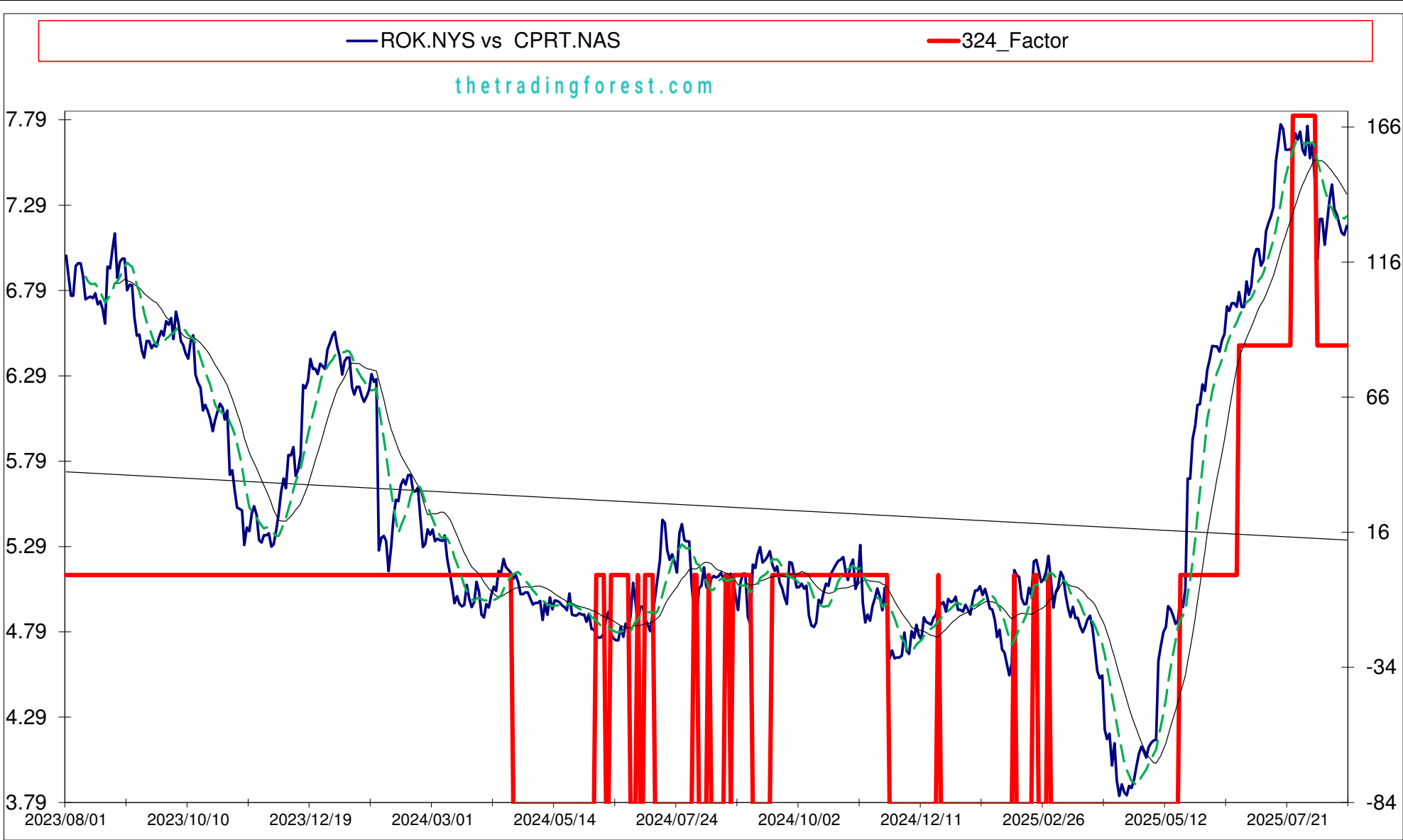
Plan your enrty levels. Focus on the process not the outcome. Expect further short-term deviation from the trade signal. "Patience"

33.476

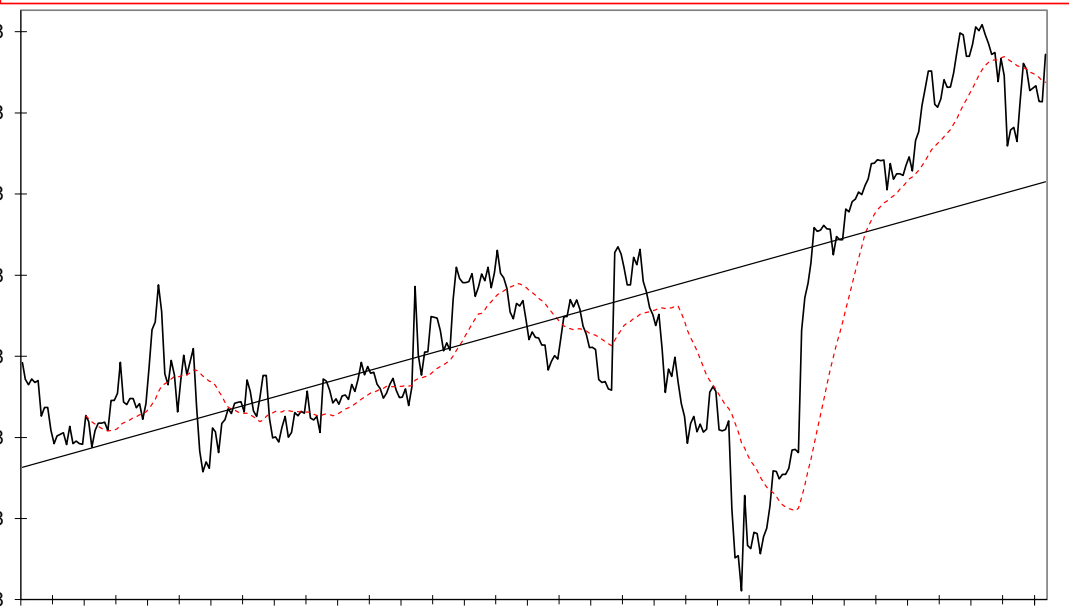

61.676

1.842

Date	Price or Relative Price	Short_Term_ Radar	Medium_ Term_Radar	Caterpillar_ %	Wise_ Owl(Rnk)	324_Factor	Factor_324	Defcon _Index	Defcon _Index_Trade	Margin of Safety	75_Day_Mom	Trade_Rating (Guidance)	Trendsum
2025/07/01	6.821	No Trade	No Trade	66.49%	50	Research	85	94	Research Defon Sell	13.72%	39.74%	B	40
2025/07/02	6.983	No Trade	No Trade	79.23%	50	Research	85	95	Research Defon Sell	16.34%	41.31%	B	38
2025/07/03	7.037	No Trade	No Trade	83.21%	50	Research	85	96	Research Defon Sell	17.17%	44.37%	B	38
2025/07/04	7.037	No Trade	No Trade	82.86%	50	Research	85	96	Research Defon Sell	17.09%	44.27%	B	39
2025/07/07	6.941	No Trade	No Trade	74.05%	50	Research	85	95	Research Defon Sell	15.28%	43.82%	B	38
2025/07/08	6.971	No Trade	No Trade	76.09%	50	Research	85	95	Research Defon Sell	15.70%	45.44%	B	37
2025/07/09	7.142	No Trade	No Trade	89.54%	60	Research	85	97	Research Defon Sell	18.47%	48.01%	B	38
2025/07/10	7.188	No Trade	No Trade	92.85%	60	Research	85	97	Research Defon Sell	19.15%	47.70%	B	39
2025/07/11	7.229	No Trade	No Trade	95.75%	60	Research	85	97	Research Defon Sell	19.75%	47.83%	B	40
2025/07/14	7.281	No Trade	No Trade	98.89%	60	Research	85	98	Research Defon Sell	20.40%	51.12%	B	41
2025/07/15	7.551	No Trade	No Trade	100.00%	60	Research	85	100	Research Defon Sell	24.78%	61.02%	A	41
2025/07/16	7.648	No Trade	No Trade	100.00%	60	Research	85	100	Research Defon Sell	26.31%	67.51%	A	41
2025/07/17	7.768	No Trade	No Trade	100.00%	60	Research	85	100	Research Defon Sell	28.21%	71.77%	A	41
2025/07/18	7.742	No Trade	No Trade	98.20%	60	Research	85	100	Research Defon Sell	27.71%	70.57%	A	42
2025/07/21	7.619	No Trade	No Trade	90.16%	60	Research	85	98	Research Defon Sell	25.44%	80.44%	B	43
2025/07/21	7.619	No Trade	No Trade	90.16%	60	Research	85	98	Research Defon Sell	25.44%	82.87%	B	43
2025/07/22	7.623	No Trade	No Trade	90.10%	60	Research	85	98	Research Defon Sell	25.42%	81.58%	B	40
2025/07/23	7.644	No Trade	No Trade	91.09%	100	Research	170	98	Research Defon Sell	25.70%	90.58%	AAA	36
2025/07/24	7.716	No Trade	No Trade	94.96%	100	Research	170	99	Research Defon Sell	26.79%	86.25%	AAA	34
2025/07/25	7.679	No Trade	No Trade	92.53%	90	Research	170	99	Research Defon Sell	26.10%	95.70%	AAA	30
2025/07/28	7.726	No Trade	No Trade	94.46%	90	Research	170	99	Research Defon Sell	26.65%	101.56%	AAA	28
2025/07/29	7.619	No Trade	No Trade	87.95%	90	Research	170	98	Research Defon Sell	24.81%	95.29%	AAA	23
2025/07/30	7.588	Sell_Panda_ST	No Trade	85.90%	90	Research	170	98	Research Defon Sell	24.24%	96.83%	AAA	19
2025/07/31	7.759	No Trade	No Trade	95.52%	90	Research	170	100	Research Defon Sell	26.95%	102.18%	AAA	17
2025/08/01	7.570	Sell_Panda_ST	No Trade	84.28%	75	Research	170	97	Research Defon Sell	23.78%	94.48%	AA	16
2025/08/04	7.655	Sell_Panda_ST	No Trade	88.42%	90	Research	170	99	Research Defon Sell	24.95%	97.28%	AAA	15
2025/08/05	7.434	Sell_Panda_ST	Sell_Panda_ST	75.33%	75	Research	170	96	Research Defon Sell	21.25%	89.21%	AA	14
2025/08/06	6.977	No Trade	No Trade	48.66%	0	Research	85	0	Absolutely no Trade	13.73%	73.95%	C	8
2025/08/07	7.213	No Trade	No Trade	62.06%	0	Research	85	0	Absolutely no Trade	17.51%	76.85%	C	2
2025/08/08	7.215	No Trade	No Trade	61.92%	0	Research	85	0	Absolutely no Trade	17.47%	75.04%	C	-4
2025/08/11	7.063	No Trade	No Trade	52.38%	0	Research	85	0	Absolutely no Trade	14.78%	72.57%	C	-8
2025/08/12	7.198	No Trade	No Trade	59.92%	0	Research	85	0	Absolutely no Trade	16.91%	77.37%	C	-10
2025/08/13	7.324	No Trade	No Trade	66.94%	0	Research	85	0	Absolutely no Trade	18.88%	77.83%	C	-11
2025/08/14	7.416	No Trade	No Trade	71.94%	50	Research	85	95	Research Defon Sell	20.30%	78.99%	B	-11
2025/08/15	7.270	No Trade	No Trade	63.30%	0	Research	85	0	Absolutely no Trade	17.86%	74.85%	C	-9
2025/08/18	7.239	No Trade	No Trade	60.73%	0	Research	85	0	Absolutely no Trade	17.13%	73.92%	C	-7
2025/08/19	7.185	No Trade	No Trade	57.39%	0	Research	85	0	Absolutely no Trade	16.19%	55.38%	C	-5
2025/08/20	7.133	No Trade	No Trade	54.19%	0	Research	85	0	Absolutely no Trade	15.29%	51.32%	C	-6
2025/08/21	7.121	No Trade	No Trade	53.22%	0	Research	85	0	Absolutely no Trade	15.02%	48.60%	C	-7
2025/08/22	7.173	No Trade	No Trade	55.96%	0	Research	85	0	Absolutely no Trade	15.79%	48.73%	C	-11



Date	9 day	9 vs 21 day	33 day
2025/07/08	Buy_9day	Buy 9 vs 21	Buy 33_Day
2025/07/09	Buy_9day	Buy 9 vs 21	Buy 33_Day
2025/07/10	Buy_9day	Buy 9 vs 21	Buy 33_Day
2025/07/11	Buy_9day	Buy 9 vs 21	Buy 33_Day
2025/07/14	Buy_9day	Buy 9 vs 21	Buy 33_Day
2025/07/15	Buy_9day	Buy 9 vs 21	Buy 33_Day
2025/07/16	Buy_9day	Buy 9 vs 21	Buy 33_Day
2025/07/17	Buy_9day	Buy 9 vs 21	Buy 33_Day
2025/07/18	Buy_9day	Buy 9 vs 21	Buy 33_Day
2025/07/21	Buy_9day	Buy 9 vs 21	Buy 33_Day
2025/07/21	Buy_9day	Buy 9 vs 21	Buy 33_Day
2025/07/22	Buy_9day	Buy 9 vs 21	Buy 33_Day
2025/07/23	Buy_9day	Buy 9 vs 21	Buy 33_Day
2025/07/24	Buy_9day	Buy 9 vs 21	Buy 33_Day
2025/07/25	Buy_9day	Buy 9 vs 21	Buy 33_Day
2025/07/28	Buy_9day	Buy 9 vs 21	Buy 33_Day
2025/07/29	Sell_9day	Buy 9 vs 21	Buy 33_Day
2025/07/30	Sell_9day	Buy 9 vs 21	Buy 33_Day
2025/07/31	Buy_9day	Buy 9 vs 21	Buy 33_Day
2025/08/01	Sell_9day	Buy 9 vs 21	Buy 33_Day
2025/08/04	Sell_9day	Buy 9 vs 21	Buy 33_Day
2025/08/05	Sell_9day	Buy 9 vs 21	Buy 33_Day
2025/08/06	Sell_9day	Buy 9 vs 21	Sell 33_Day
2025/08/07	Sell_9day	Sell 9 vs 21	Sell 33_Day
2025/08/08	Sell_9day	Sell 9 vs 21	Sell 33_Day
2025/08/11	Sell_9day	Sell 9 vs 21	Sell 33_Day
2025/08/12	Sell_9day	Sell 9 vs 21	Sell 33_Day
2025/08/13	Buy_9day	Sell 9 vs 21	Sell 33_Day
2025/08/14	Buy_9day	Sell 9 vs 21	Buy 33_Day
2025/08/15	Buy_9day	Sell 9 vs 21	Sell 33_Day
2025/08/18	Buy_9day	Sell 9 vs 21	Sell 33_Day
2025/08/19	Sell_9day	Sell 9 vs 21	Sell 33_Day
2025/08/20	Sell_9day	Sell 9 vs 21	Sell 33_Day
2025/08/21	Sell_9day	Sell 9 vs 21	Sell 33_Day
2025/08/22	Sell_9day	Sell 9 vs 21	Sell 33_Day

Strategy Universe	Pairs_NYSE_Industrial	Ascendant guidance	Research	Strategy_Open Date	2025/08/06	Caterpillar Guidance	Trade	
<div><div><div>— ROK.NYS - - - - 21 per. Mov. Avg. (ROK.NYS) — Linear (ROK.NYS)</div></div><div><div>— CPRT.NAS - - - - 21 per. Mov. Avg. (CPRT.NAS) — Linear (CPRT.NAS)</div></div></div>							(+) : Mom Days	70
							(-) : Mom Days	0
							Guided : Factor	66 day
							324_Buy Guidance	0.0%
							324_Sell Guidance	92.3%
							Mom_75 (days)	48.7%
							9 vs 21 day	-1.78%
							Price vs 9 day	-0.77%

S
e
l
l

VOD.NAS

Vodafone Group Plc

Communication Services

Integrated Telecommunication Services

New York

Market Cap : (B)

226 554

CRM.NYS

Salesforce

Technology

Software

New York

Market Cap : (B)

326 971

Follow the " 3day to 5day waiting period " before entering the trade : understand the Graph, Trend and Variables

Plan your enrty levels. Focus on the process not the outcome. Expect further short-term deviation from the trade signal. "Patience"

-2.381						24.381						-10.240	
Date	Price or Relative Price	Short_Term_ Radar	Medium_ Term_Radar	Caterpillar_ %	Wise_ Owl(Rnk)	324_Factor	Factor_324	Defcon _Index	Defcon _Index_Trade	Margin of Safety	75_Day_Mom	Trade_Rating (Guidance)	Trendsum
2025/07/01	0.040	No Trade	No Trade	31.73%	0	Absolutely No	0	90	Research Defon Sell	10.67%	14.77%	C	14
2025/07/02	0.040	No Trade	No Trade	27.63%	0	Absolutely No	0	89	Research Defon Sell	9.29%	15.96%	C	17
2025/07/03	0.040	No Trade	No Trade	27.35%	0	Absolutely No	0	89	Research Defon Sell	9.20%	12.79%	C	20
2025/07/04	0.040	No Trade	No Trade	27.27%	0	Absolutely No	0	89	Research Defon Sell	9.17%	12.20%	C	21
2025/07/07	0.040	No Trade	No Trade	34.09%	0	Absolutely No	0	90	Research Defon Sell	11.47%	15.63%	C	21
2025/07/08	0.040	No Trade	No Trade	27.84%	0	Absolutely No	0	89	Research Defon Sell	9.37%	14.27%	C	23
2025/07/09	0.040	No Trade	No Trade	31.34%	0	Absolutely No	0	90	Research Defon Sell	10.54%	15.82%	C	24
2025/07/10	0.041	No Trade	No Trade	40.83%	0	Absolutely No	0	92	Research Defon Sell	13.73%	27.22%	C	26
2025/07/11	0.042	No Trade	No Trade	46.25%	0	Absolutely No	0	92	Research Defon Sell	15.56%	26.10%	C	26
2025/07/14	0.042	No Trade	No Trade	45.75%	0	Absolutely No	0	92	Research Defon Sell	15.39%	24.58%	C	28
2025/07/15	0.042	No Trade	No Trade	45.28%	0	Absolutely No	0	92	Research Defon Sell	15.23%	19.78%	C	29
2025/07/16	0.043	No Trade	No Trade	51.35%	0	Absolutely No	0	93	Research Defon Sell	17.27%	22.24%	C	32
2025/07/17	0.042	No Trade	No Trade	46.47%	0	Absolutely No	0	92	Research Defon Sell	15.63%	22.70%	C	34
2025/07/18	0.042	No Trade	No Trade	44.04%	0	Absolutely No	0	91	Research Defon Sell	14.81%	24.48%	C	36
2025/07/21	0.042	No Trade	No Trade	48.88%	0	Absolutely No	0	93	Research Defon Sell	16.44%	15.59%	C	37
2025/07/21	0.042	No Trade	No Trade	48.88%	0	Absolutely No	0	93	Research Defon Sell	16.44%	20.20%	C	36
2025/07/22	0.043	No Trade	No Trade	52.95%	0	Absolutely No	0	94	Research Defon Sell	17.81%	25.60%	C	34
2025/07/23	0.042	No Trade	No Trade	47.49%	0	Absolutely No	0	92	Research Defon Sell	15.98%	25.98%	C	32
2025/07/24	0.043	No Trade	No Trade	53.49%	0	Absolutely No	0	94	Research Defon Sell	17.99%	33.00%	C	31
2025/07/25	0.042	No Trade	No Trade	48.83%	0	Absolutely No	0	92	Research Defon Sell	16.43%	28.23%	C	31
2025/07/28	0.041	Sell_Panda_ST	Sell_Panda_ST	38.97%	0	Absolutely No	0	90	Research Defon Sell	13.11%	20.62%	C	27
2025/07/29	0.042	Sell_Panda_ST	No Trade	40.96%	0	Absolutely No	0	90	Research Defon Sell	13.78%	18.04%	C	24
2025/07/30	0.042	Sell_Panda_ST	No Trade	42.63%	0	Absolutely No	0	91	Research Defon Sell	14.34%	16.88%	C	20
2025/07/31	0.042	Sell_Panda_ST	No Trade	43.19%	0	Absolutely No	0	91	Research Defon Sell	14.53%	14.01%	C	18
2025/08/01	0.044	No Trade	No Trade	58.27%	0	Absolutely No	0	94	Research Defon Sell	19.60%	16.09%	C	19
2025/08/04	0.044	No Trade	No Trade	58.35%	0	Absolutely No	0	94	Research Defon Sell	19.63%	11.16%	C	20
2025/08/05	0.045	No Trade	No Trade	67.16%	50	Research	85	96	Research Defon Sell	22.59%	20.80%	B	20
2025/08/06	0.045	No Trade	No Trade	71.14%	50	Research	85	96	Research Defon Sell	23.93%	28.94%	B	21
2025/08/07	0.047	No Trade	No Trade	82.37%	50	Research	85	98	Research Defon Sell	27.71%	33.91%	B	22
2025/08/08	0.047	No Trade	No Trade	86.23%	50	Research	85	98	Research Defon Sell	29.00%	31.11%	B	24
2025/08/11	0.049	No Trade	No Trade	100.00%	50	Research	85	100	Research Defon Sell	35.00%	38.26%	A	27
2025/08/12	0.050	No Trade	No Trade	100.00%	50	Research	85	100	Research Defon Sell	35.91%	37.15%	A	30
2025/08/13	0.049	No Trade	No Trade	94.86%	60	Research	85	99	Research Defon Sell	34.07%	36.05%	B	32
2025/08/14	0.050	No Trade	No Trade	100.00%	60	Research	85	100	Research Defon Sell	36.02%	42.77%	A	32
2025/08/15	0.048	No Trade	No Trade	86.72%	60	Research	85	97	Research Defon Sell	31.23%	36.70%	B	31
2025/08/18	0.048	No Trade	No Trade	85.08%	50	Research	85	96	Research Defon Sell	30.64%	35.57%	B	30
2025/08/19	0.048	Sell_Panda_ST	No Trade	82.30%	50	Research	85	95	Research Defon Sell	29.64%	40.90%	B	29
2025/08/20	0.048	Sell_Panda_ST	No Trade	87.38%	50	Research	85	97	Research Defon Sell	31.47%	46.03%	B	27
2025/08/21	0.048	Sell_Panda_ST	No Trade	86.98%	50	Research	85	97	Research Defon Sell	31.33%	42.88%	B	24
2025/08/22	0.048	Sell_Panda_ST	No Trade	85.10%	50	Research	85	96	Research Defon Sell	30.65%	52.88%	B	20



Date	9 day	9 vs 21 day	33 day
2025/07/08	Buy_9day	Buy 9 vs 21	Buy 33_Day
2025/07/09	Buy_9day	Buy 9 vs 21	Buy 33_Day
2025/07/10	Buy_9day	Buy 9 vs 21	Buy 33_Day
2025/07/11	Buy_9day	Buy 9 vs 21	Buy 33_Day
2025/07/14	Buy_9day	Buy 9 vs 21	Buy 33_Day
2025/07/15	Buy_9day	Buy 9 vs 21	Buy 33_Day
2025/07/16	Buy_9day	Buy 9 vs 21	Buy 33_Day
2025/07/17	Buy_9day	Buy 9 vs 21	Buy 33_Day
2025/07/18	Buy_9day	Buy 9 vs 21	Buy 33_Day
2025/07/21	Buy_9day	Buy 9 vs 21	Buy 33_Day
2025/07/21	Buy_9day	Buy 9 vs 21	Buy 33_Day
2025/07/22	Buy_9day	Buy 9 vs 21	Buy 33_Day
2025/07/23	Sell_9day	Buy 9 vs 21	Buy 33_Day
2025/07/24	Buy_9day	Buy 9 vs 21	Buy 33_Day
2025/07/25	Buy_9day	Buy 9 vs 21	Buy 33_Day
2025/07/28	Sell_9day	Buy 9 vs 21	Buy 33_Day
2025/07/29	Sell_9day	Buy 9 vs 21	Buy 33_Day
2025/07/30	Sell_9day	Buy 9 vs 21	Buy 33_Day
2025/07/31	Sell_9day	Buy 9 vs 21	Buy 33_Day
2025/08/01	Buy_9day	Buy 9 vs 21	Buy 33_Day
2025/08/04	Buy_9day	Buy 9 vs 21	Buy 33_Day
2025/08/05	Buy_9day	Buy 9 vs 21	Buy 33_Day
2025/08/06	Buy_9day	Buy 9 vs 21	Buy 33_Day
2025/08/07	Buy_9day	Buy 9 vs 21	Buy 33_Day
2025/08/08	Buy_9day	Buy 9 vs 21	Buy 33_Day
2025/08/11	Buy_9day	Buy 9 vs 21	Buy 33_Day
2025/08/12	Buy_9day	Buy 9 vs 21	Buy 33_Day
2025/08/13	Buy_9day	Buy 9 vs 21	Buy 33_Day
2025/08/14	Buy_9day	Buy 9 vs 21	Buy 33_Day
2025/08/15	Buy_9day	Buy 9 vs 21	Buy 33_Day
2025/08/18	Sell_9day	Buy 9 vs 21	Buy 33_Day
2025/08/19	Sell_9day	Buy 9 vs 21	Buy 33_Day
2025/08/20	Sell_9day	Buy 9 vs 21	Buy 33_Day
2025/08/21	Sell_9day	Buy 9 vs 21	Buy 33_Day
2025/08/22	Sell_9day	Buy 9 vs 21	Buy 33_Day

Strategy Universe

Pairs_NYSE_Nasdaq50

Ascendant guidance

Trade

Strategy_Open Date

2025/08/06

Caterpillar Guidance

VOD.NAS

21 per. Mov. Avg. (VOD.NAS)

Linear (VOD.NAS)

CRM.NYS

21 per. Mov. Avg. (CRM.NYS)

Linear (CRM.NYS)

(+) : Mom Days

72

(-) : Mom Days

0

Guided : Factor

66 day

324_Buy Guidance

0.0%

324_Sell Guidance

96.3%

Mom_75 (days)

52.9%

9 vs 21 day

5.45%

Price vs 9 day

-1.14%

S
e
l
l

CL.NYS

Colgate-Palmolive

Consumer Staples

Household Products

New York

Market Cap : (B)

77 551

CAG.NYS

Conagra Brands

Consumer Staples

Food Products

New York

Market Cap : (B)

13 087

Follow the " 3day to 5day waiting period " before entering the trade : understand the Graph, Trend and Variables

Plan your enrty levels. Focus on the process not the outcome. Expect further short-term deviation from the trade signal. "Patience"

Date	Price or Relative Price	Short_Term_ Radar	Medium_ Term_Radar	Caterpillar_ %	Wise_ Owl(Rnk)	324_Factor	Factor_324	Defcon _Index	Defcon _Index_Trade	Margin of Safety	75_Day_Mom	Trade_Rating (Guidance)	Trendsum
2025/07/01	4.372	No Trade	No Trade	60.05%	50	Research	85	98	Research Defon Sell	6.99%	24.67%	B	8
2025/07/02	4.371	No Trade	No Trade	59.11%	50	Research	85	98	Research Defon Sell	6.88%	24.82%	B	9
2025/07/03	4.420	No Trade	No Trade	68.87%	50	Research	85	100	Research Defon Sell	8.02%	27.04%	A	10
2025/07/04	4.420	No Trade	No Trade	68.27%	50	Research	85	100	Research Defon Sell	7.95%	28.42%	A	9
2025/07/07	4.573	No Trade	No Trade	98.40%	50	Research	85	100	Research Defon Sell	11.46%	30.95%	A	12
2025/07/08	4.462	No Trade	No Trade	74.60%	50	Research	85	98	Research Defon Sell	8.69%	28.01%	B	15
2025/07/09	4.494	No Trade	No Trade	80.61%	50	Research	85	98	Research Defon Sell	9.39%	27.79%	B	16
2025/07/10	4.650	No Trade	No Trade	100.00%	50	Research	85	100	Research Defon Sell	13.11%	31.61%	A	18
2025/07/11	4.618	No Trade	No Trade	93.50%	50	Research	85	99	Research Defon Sell	12.26%	30.05%	A	21
2025/07/14	4.585	No Trade	No Trade	85.75%	50	Research	85	99	Research Defon Sell	11.24%	30.17%	B	24
2025/07/15	4.639	No Trade	No Trade	95.34%	50	Research	85	100	Research Defon Sell	12.50%	32.71%	A	28
2025/07/16	4.604	No Trade	No Trade	88.23%	50	Research	85	99	Research Defon Sell	11.57%	31.04%	A	27
2025/07/17	4.599	No Trade	No Trade	86.73%	50	Research	85	99	Research Defon Sell	11.37%	30.28%	B	27
2025/07/18	4.554	No Trade	No Trade	77.86%	50	Research	85	98	Research Defon Sell	10.21%	28.41%	B	24
2025/07/21	4.621	No Trade	No Trade	88.59%	50	Research	85	99	Research Defon Sell	11.61%	28.90%	A	20
2025/07/21	4.621	No Trade	No Trade	88.59%	50	Research	85	99	Research Defon Sell	11.61%	34.50%	A	16
2025/07/22	4.572	No Trade	No Trade	79.08%	50	Research	85	98	Research Defon Sell	10.37%	33.23%	B	11
2025/07/23	4.523	No Trade	No Trade	69.53%	50	Research	85	97	Research Defon Sell	9.11%	27.58%	B	5
2025/07/24	4.583	No Trade	No Trade	79.97%	50	Research	85	99	Research Defon Sell	10.48%	30.48%	B	2
2025/07/25	4.577	No Trade	No Trade	78.40%	50	Research	85	98	Research Defon Sell	10.28%	27.05%	B	-1
2025/07/28	4.504	No Trade	No Trade	63.27%	50	Research	85	97	Research Defon Sell	8.29%	24.47%	B	-3
2025/07/29	4.482	No Trade	No Trade	58.76%	60	Research	170	96	Research Defon Sell	7.70%	23.59%	A	-6
2025/07/30	4.630	No Trade	No Trade	85.42%	75	Research	170	100	Research Defon Sell	11.20%	25.51%	AA	-6
2025/07/31	4.592	No Trade	No Trade	77.86%	75	Research	170	99	Research Defon Sell	10.21%	22.30%	AA	-6
2025/08/01	4.512	No Trade	No Trade	62.62%	60	Research	170	97	Research Defon Sell	8.21%	19.66%	AA	-8
2025/08/04	4.460	No Trade	No Trade	51.64%	60	Research	170	96	Research Defon Sell	6.77%	18.61%	A	-11
2025/08/05	4.418	No Trade	No Trade	43.44%	0	Absolutely No	0	95	Research Defon Sell	5.69%	18.68%	C	-14
2025/08/06	4.470	No Trade	No Trade	52.33%	50	Research	85	96	Research Defon Sell	6.86%	20.15%	B	-17
2025/08/07	4.401	No Trade	No Trade	39.21%	0	Absolutely No	0	0	Absolutely no Trade	5.14%	14.57%	C	-19
2025/08/08	4.399	No Trade	No Trade	38.51%	0	Absolutely No	0	0	Absolutely no Trade	5.05%	16.47%	C	-22
2025/08/11	4.382	No Trade	No Trade	33.89%	0	Absolutely No	0	0	Absolutely no Trade	4.44%	15.53%	C	-24
2025/08/12	4.357	No Trade	No Trade	28.84%	0	Absolutely No	0	0	Absolutely no Trade	3.78%	16.79%	C	-27
2025/08/13	4.423	No Trade	No Trade	40.27%	0	Absolutely No	0	95	Research Defon Sell	5.28%	17.93%	C	-29
2025/08/14	4.352	No Trade	No Trade	26.88%	0	Absolutely No	0	0	Absolutely no Trade	3.52%	14.77%	C	-31
2025/08/15	4.438	No Trade	No Trade	41.88%	30	Absolutely No	0	95	Research Defon Sell	5.49%	14.98%	C	-32
2025/08/18	4.439	No Trade	No Trade	40.67%	30	Absolutely No	0	95	Research Defon Sell	5.33%	13.91%	C	-33
2025/08/19	4.455	No Trade	No Trade	43.00%	0	Absolutely No	0	96	Research Defon Sell	5.64%	12.75%	C	-30
2025/08/20	4.470	No Trade	No Trade	45.21%	0	Absolutely No	0	96	Research Defon Sell	5.93%	14.28%	C	-28
2025/08/21	4.470	No Trade	No Trade	44.76%	0	Absolutely No	0	96	Research Defon Sell	5.87%	14.93%	C	-24
2025/08/22	4.371	No Trade	No Trade	26.35%	0	Absolutely No	0	0	Absolutely no Trade	3.45%	14.31%	C	-21

S
e
l
l

GIS.NYS

General Mills

Consumer Staples

Food Products

New York

Market Cap : (B)

36 085

CAG.NYS

Conagra Brands

Consumer Staples

Food Products

New York

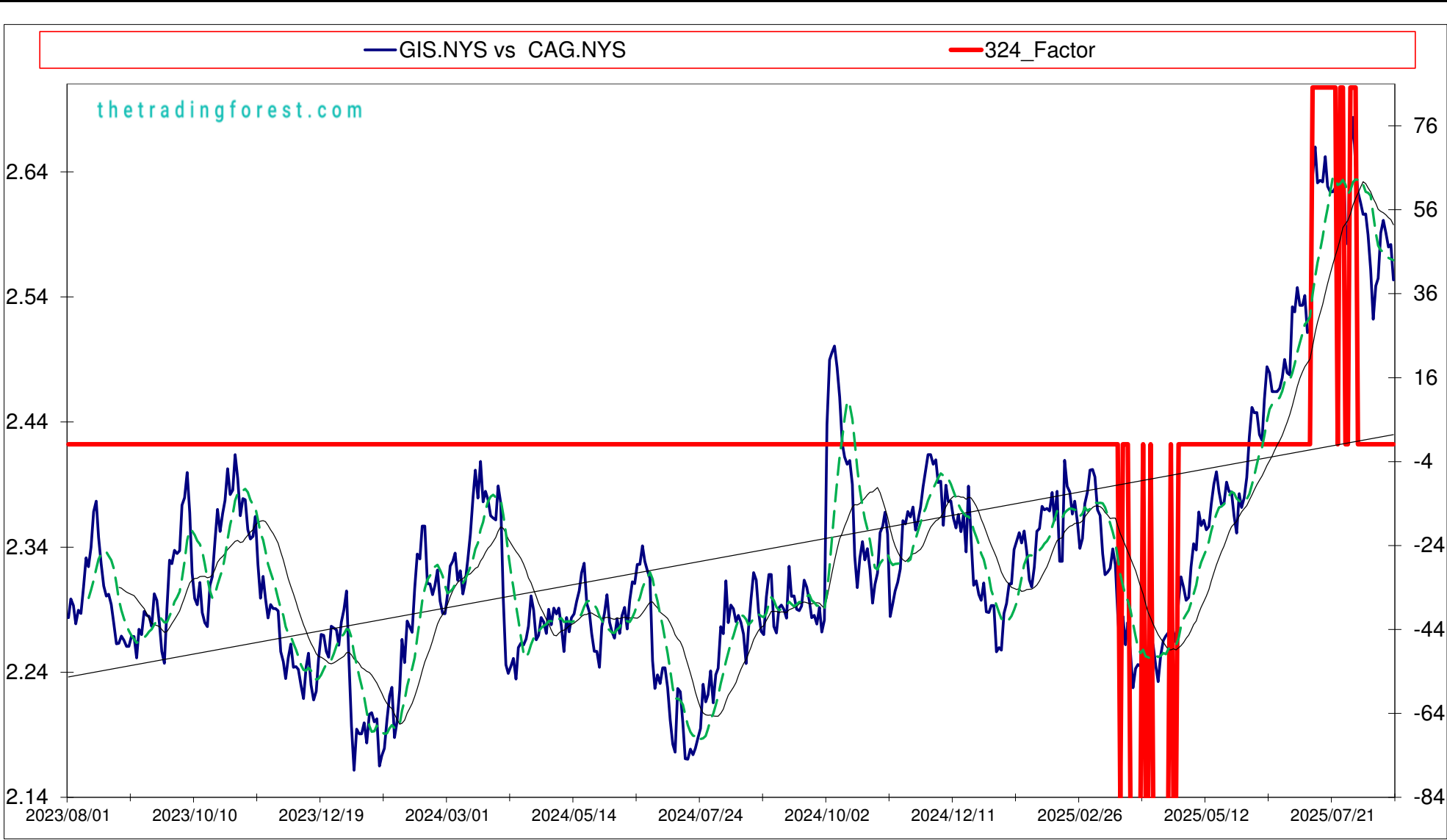
Market Cap : (B)

13 087

Follow the " 3day to 5day waiting period " before entering the trade : understand the Graph, Trend and Variables

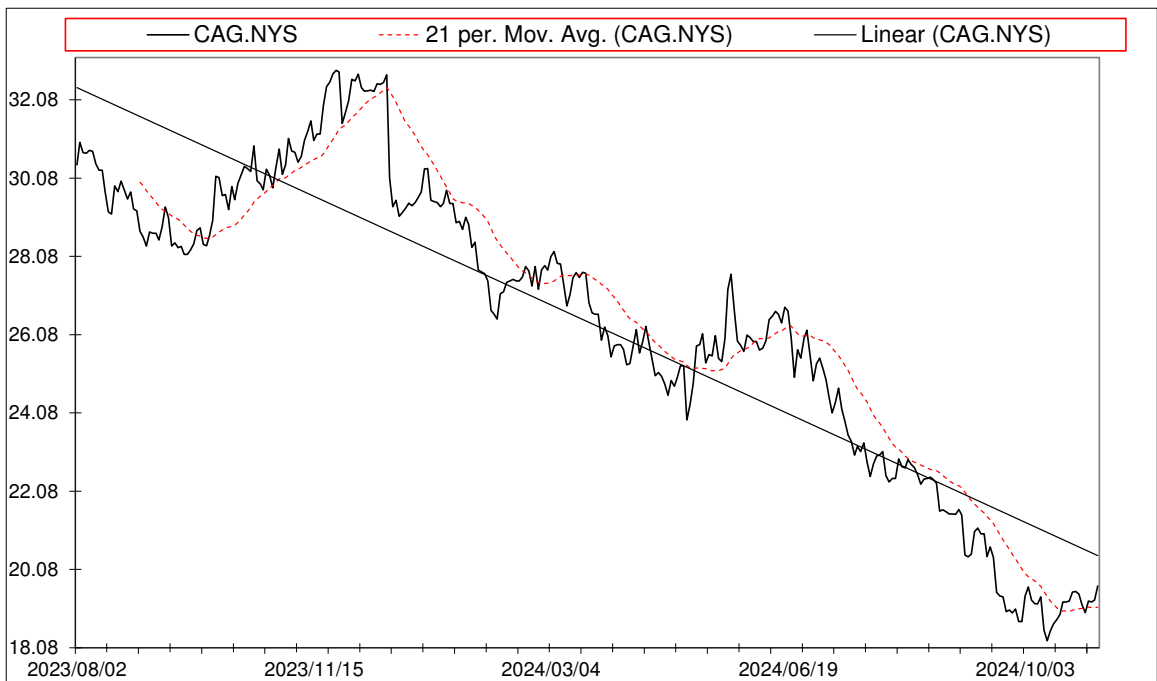
Plan your enrty levels. Focus on the process not the outcome. Expect further short-term deviation from the trade signal. "Patience"

Date	Price or Relative Price	Short_Term_ Radar	Medium_ Term_Radar	Caterpillar_ %	Wise_ Owl(Rnk)	324_Factor	Factor_324	Defcon _Index	Defcon _Index_Trade	Margin of Safety	75_Day_Mom	Trade_Rating (Guidance)	Trendsum
2025/07/01	2.527	No Trade	No Trade	27.33%	0	Absolutely No	0	100	Research Defon Sell	2.69%	8.97%	C	20
2025/07/02	2.546	No Trade	No Trade	35.14%	0	Absolutely No	0	100	Research Defon Sell	3.46%	9.66%	C	23
2025/07/03	2.532	No Trade	No Trade	32.86%	0	Absolutely No	0	99	Research Defon Sell	2.86%	8.33%	C	28
2025/07/04	2.532	No Trade	No Trade	32.58%	0	Absolutely No	0	99	Research Defon Sell	2.84%	8.93%	C	30
2025/07/07	2.540	No Trade	No Trade	35.87%	30	Absolutely No	0	100	Research Defon Sell	3.08%	11.12%	C	31
2025/07/08	2.510	No Trade	No Trade	21.64%	0	Absolutely No	0	99	Research Defon Sell	1.86%	11.51%	C	30
2025/07/09	2.512	Sell_Panda_ST	No Trade	22.24%	0	Absolutely No	0	99	Research Defon Sell	1.91%	10.02%	C	28
2025/07/10	2.635	No Trade	No Trade	80.02%	50	Research	85	100	Research Defon Sell	6.87%	16.56%	A	26
2025/07/11	2.659	No Trade	No Trade	90.86%	50	Research	85	100	Research Defon Sell	7.80%	16.67%	A	25
2025/07/14	2.630	No Trade	No Trade	78.62%	50	Research	85	99	Research Defon Sell	6.56%	16.65%	B	25
2025/07/15	2.632	No Trade	No Trade	79.33%	50	Research	85	99	Research Defon Sell	6.62%	18.22%	B	25
2025/07/16	2.631	No Trade	No Trade	78.39%	50	Research	85	99	Research Defon Sell	6.54%	17.35%	B	23
2025/07/17	2.651	No Trade	No Trade	87.91%	50	Research	85	100	Research Defon Sell	7.34%	18.08%	A	22
2025/07/18	2.627	No Trade	No Trade	76.04%	50	Research	85	99	Research Defon Sell	6.35%	17.09%	B	20
2025/07/21	2.623	No Trade	No Trade	73.10%	50	Research	85	99	Research Defon Sell	6.10%	15.21%	B	18
2025/07/21	2.623	Sell_Panda_ST	No Trade	73.10%	50	Research	85	99	Research Defon Sell	6.10%	17.40%	B	15
2025/07/22	2.626	No Trade	No Trade	74.43%	50	Research	85	99	Research Defon Sell	6.21%	16.42%	B	11
2025/07/23	2.612	No Trade	No Trade	67.13%	0	Absolutely No	0	98	Research Defon Sell	5.60%	15.11%	C	5
2025/07/24	2.640	No Trade	No Trade	80.43%	50	Research	85	99	Research Defon Sell	6.71%	16.81%	A	1
2025/07/25	2.659	No Trade	No Trade	89.15%	50	Research	85	100	Research Defon Sell	7.44%	18.49%	A	0
2025/07/28	2.596	No Trade	No Trade	58.18%	0	Absolutely No	0	98	Research Defon Sell	4.86%	16.36%	C	1
2025/07/29	2.581	No Trade	No Trade	50.46%	0	Absolutely No	0	97	Research Defon Sell	4.21%	14.57%	C	-1
2025/07/30	2.656	No Trade	No Trade	86.29%	50	Research	85	100	Research Defon Sell	7.20%	17.29%	A	-3
2025/07/31	2.682	No Trade	No Trade	98.89%	50	Research	85	100	Research Defon Sell	8.25%	18.28%	A	-3
2025/08/01	2.644	No Trade	No Trade	80.03%	50	Research	85	99	Research Defon Sell	6.68%	16.45%	B	-2
2025/08/04	2.623	No Trade	No Trade	68.91%	0	Absolutely No	0	98	Research Defon Sell	5.75%	15.10%	C	-3
2025/08/05	2.614	No Trade	No Trade	64.54%	0	Absolutely No	0	97	Research Defon Sell	5.39%	15.11%	C	-3
2025/08/06	2.605	No Trade	No Trade	59.66%	0	Absolutely No	0	97	Research Defon Sell	4.98%	15.11%	C	-5
2025/08/07	2.605	No Trade	No Trade	59.53%	0	Absolutely No	0	97	Research Defon Sell	4.97%	13.46%	C	-7
2025/08/08	2.589	No Trade	No Trade	51.22%	0	Absolutely No	0	97	Research Defon Sell	4.28%	11.81%	C	-9
2025/08/11	2.561	No Trade	No Trade	37.05%	0	Absolutely No	0	95	Research Defon Sell	3.09%	11.01%	C	-10
2025/08/12	2.521	No Trade	No Trade	17.50%	0	Absolutely No	0	0	Absolutely no Trade	1.46%	9.79%	C	-11
2025/08/13	2.548	No Trade	No Trade	30.05%	0	Absolutely No	0	0	Absolutely no Trade	2.51%	10.83%	C	-13
2025/08/14	2.554	No Trade	No Trade	32.70%	0	Absolutely No	0	95	Research Defon Sell	2.73%	9.93%	C	-16
2025/08/15	2.590	No Trade	No Trade	49.88%	0	Absolutely No	0	97	Research Defon Sell	4.16%	10.61%	C	-17
2025/08/18	2.600	No Trade	No Trade	53.89%	0	Absolutely No	0	97	Research Defon Sell	4.50%	11.28%	C	-18
2025/08/19	2.590	No Trade	No Trade	48.75%	0	Absolutely No	0	97	Research Defon Sell	4.07%	9.42%	C	-17
2025/08/20	2.579	No Trade	No Trade	43.01%	0	Absolutely No	0	96	Research Defon Sell	3.59%	9.45%	C	-14
2025/08/21	2.581	No Trade	No Trade	43.75%	0	Absolutely No	0	96	Research Defon Sell	3.65%	9.34%	C	-12
2025/08/22	2.552	No Trade	No Trade	29.78%	0	Absolutely No	0	95	Research Defon Sell	2.49%	8.49%	C	-12



Date	9 day	9 vs 21 day	33 day
2025/07/09	Sell_9day	Buy 9 vs 21	Buy 33_Day
2025/07/10	Buy_9day	Buy 9 vs 21	Buy 33_Day
2025/07/11	Buy_9day	Buy 9 vs 21	Buy 33_Day
2025/07/14	Buy_9day	Buy 9 vs 21	Buy 33_Day
2025/07/15	Buy_9day	Buy 9 vs 21	Buy 33_Day
2025/07/16	Buy_9day	Buy 9 vs 21	Buy 33_Day
2025/07/17	Buy_9day	Buy 9 vs 21	Buy 33_Day
2025/07/18	Buy_9day	Buy 9 vs 21	Buy 33_Day
2025/07/21	Buy_9day	Buy 9 vs 21	Buy 33_Day
2025/07/21	Sell_9day	Buy 9 vs 21	Buy 33_Day
2025/07/22	Sell_9day	Buy 9 vs 21	Buy 33_Day
2025/07/23	Sell_9day	Buy 9 vs 21	Buy 33_Day
2025/07/24	Buy_9day	Buy 9 vs 21	Buy 33_Day
2025/07/25	Buy_9day	Buy 9 vs 21	Buy 33_Day
2025/07/28	Sell_9day	Buy 9 vs 21	Buy 33_Day
2025/07/29	Sell_9day	Buy 9 vs 21	Buy 33_Day
2025/07/30	Buy_9day	Buy 9 vs 21	Buy 33_Day
2025/07/31	Buy_9day	Buy 9 vs 21	Buy 33_Day
2025/08/01	Buy_9day	Buy 9 vs 21	Buy 33_Day
2025/08/04	Sell_9day	Buy 9 vs 21	Buy 33_Day
2025/08/05	Sell_9day	Buy 9 vs 21	Buy 33_Day
2025/08/06	Sell_9day	Sell 9 vs 21	Buy 33_Day
2025/08/07	Sell_9day	Sell 9 vs 21	Buy 33_Day
2025/08/08	Sell_9day	Sell 9 vs 21	Sell 33_Day
2025/08/11	Sell_9day	Sell 9 vs 21	Sell 33_Day
2025/08/12	Sell_9day	Sell 9 vs 21	Sell 33_Day
2025/08/13	Sell_9day	Sell 9 vs 21	Sell 33_Day
2025/08/14	Sell_9day	Sell 9 vs 21	Sell 33_Day
2025/08/15	Buy_9day	Sell 9 vs 21	Sell 33_Day
2025/08/18	Buy_9day	Sell 9 vs 21	Sell 33_Day
2025/08/19	Buy_9day	Sell 9 vs 21	Sell 33_Day
2025/08/20	Buy_9day	Sell 9 vs 21	Sell 33_Day
2025/08/21	Buy_9day	Sell 9 vs 21	Sell 33_Day
2025/08/22	Sell_9day	Sell 9 vs 21	Sell 33_Day

Strategy Universe	Pairs_NYSE_Consumer Staples	Ascendant guidance	Trade	Strategy_Open Date	2025/08/06	Caterpillar Guidance	Trade
-------------------	-----------------------------	--------------------	-------	--------------------	------------	----------------------	-------



(+) : Mom Days	59
(-) : Mom Days	0
Guided : Factor	33 day
324_Buy Guidance	0.0%
324_Sell Guidance	95.2%
Mom_75 (days)	8.5%
9 vs 21 day	-1.09%
Price vs 9 day	-0.62%

S
e
l
l

GS.NYS

Goldman Sachs

Financial

Capital Markets

New York

Follow the " 3day to 5day waiting period " before entering the trade : understand the Graph, Trend and Variables

WMT.NYS

Walmart

Consumer Staples

Food & Staples Retailing

New York

Plan your enrty levels. Focus on the process not the outcome. Expect further short-term deviation from the trade signal. "Patience"

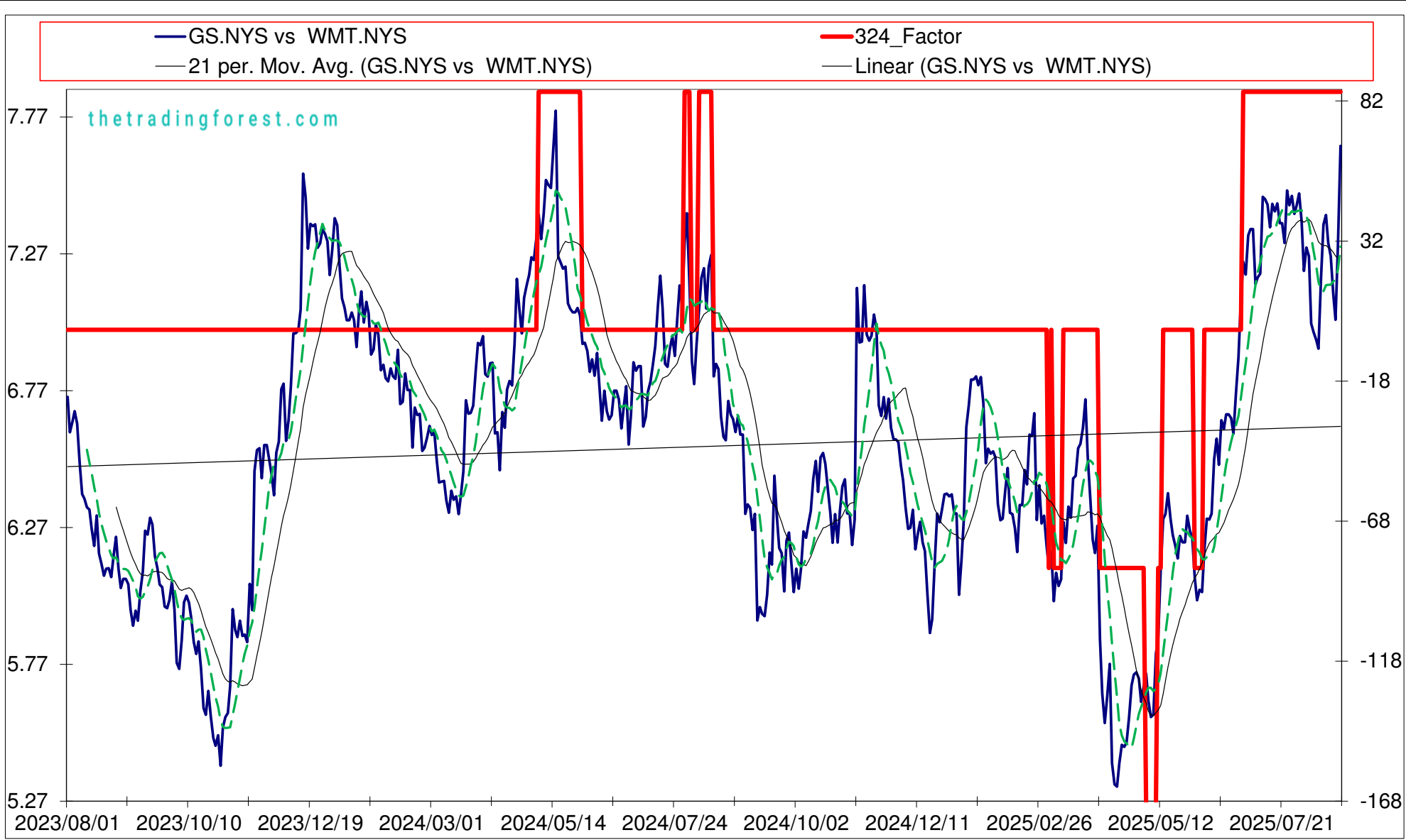
Market Cap : (B)

198 445

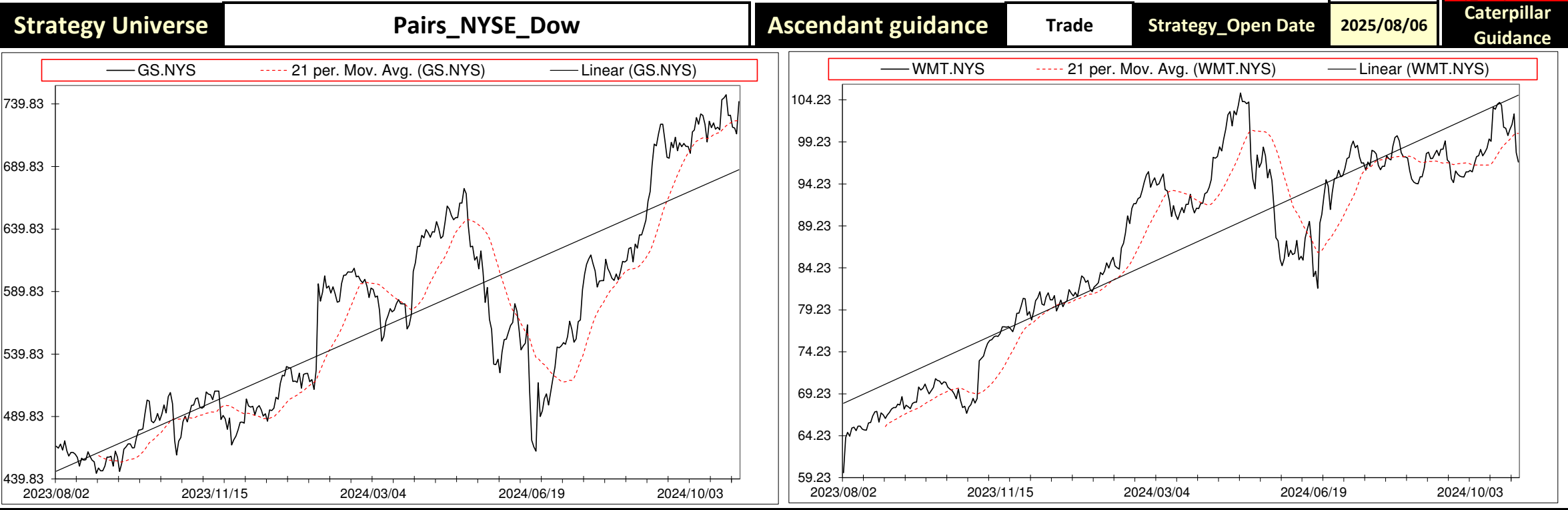
Market Cap : (B)

726 979

-1.369														-3.852		2.813	
Date	Price or Relative Price	Short_Term_ Radar	Medium_ Term_Radar	Caterpillar_ %	Wise_ Owl(Rnk)	324_Factor	Factor_324	Defcon _Index	Defcon _Index_Trade	Margin of Safety	75_Day_Mom	Trade_Rating (Guidance)	Trendsum				
2025/07/01	7.191	No Trade	No Trade	57.93%	50	Research	85	95	Research Defon Sell	10.19%	15.79%	B	27				
2025/07/02	7.334	No Trade	No Trade	70.42%	50	Research	85	97	Research Defon Sell	12.38%	15.62%	B	29				
2025/07/03	7.357	No Trade	No Trade	72.47%	50	Research	85	97	Research Defon Sell	12.74%	16.71%	B	29				
2025/07/04	7.357	No Trade	No Trade	72.49%	50	Research	85	97	Research Defon Sell	12.75%	14.13%	C	30				
2025/07/07	7.156	No Trade	No Trade	54.99%	50	Research	85	94	Research Defon Sell	9.67%	10.84%	C	31				
2025/07/08	7.182	No Trade	No Trade	57.28%	50	Research	85	95	Research Defon Sell	10.07%	9.52%	C	32				
2025/07/09	7.195	Sell_Panda_ST	No Trade	58.46%	50	Research	85	95	Research Defon Sell	10.28%	9.47%	C	31				
2025/07/10	7.475	No Trade	No Trade	82.92%	50	Research	85	98	Research Defon Sell	14.58%	12.74%	C	31				
2025/07/11	7.468	No Trade	No Trade	82.26%	50	Research	85	98	Research Defon Sell	14.47%	10.87%	C	31				
2025/07/14	7.447	No Trade	No Trade	80.56%	50	Research	85	97	Research Defon Sell	14.17%	14.10%	C	32				
2025/07/15	7.365	No Trade	No Trade	73.37%	50	Research	85	96	Research Defon Sell	12.90%	15.46%	B	31				
2025/07/16	7.450	No Trade	No Trade	80.80%	50	Research	85	97	Research Defon Sell	14.21%	19.72%	B	27				
2025/07/17	7.423	No Trade	No Trade	78.50%	50	Research	85	97	Research Defon Sell	13.80%	20.22%	B	23				
2025/07/18	7.451	No Trade	No Trade	81.02%	50	Research	85	97	Research Defon Sell	14.25%	18.78%	B	24				
2025/07/21	7.380	No Trade	No Trade	74.82%	50	Research	85	97	Research Defon Sell	13.16%	25.96%	B	25				
2025/07/21	7.380	Sell_Panda_ST	No Trade	74.82%	50	Research	85	97	Research Defon Sell	13.16%	30.39%	B	23				
2025/07/22	7.307	Sell_Panda_ST	No Trade	68.55%	50	Research	85	96	Research Defon Sell	12.05%	31.59%	B	17				
2025/07/23	7.499	No Trade	No Trade	85.30%	50	Research	85	98	Research Defon Sell	15.00%	32.70%	B	14				
2025/07/24	7.445	No Trade	No Trade	80.59%	50	Research	85	97	Research Defon Sell	14.17%	29.06%	B	12				
2025/07/25	7.479	No Trade	No Trade	83.59%	50	Research	85	98	Research Defon Sell	14.70%	38.36%	B	10				
2025/07/28	7.414	No Trade	No Trade	77.96%	50	Research	85	97	Research Defon Sell	13.71%	39.15%	B	9				
2025/07/29	7.444	No Trade	No Trade	80.64%	50	Research	85	97	Research Defon Sell	14.18%	39.92%	B	8				
2025/07/30	7.488	No Trade	No Trade	84.49%	50	Research	85	98	Research Defon Sell	14.86%	38.54%	B	6				
2025/07/31	7.385	No Trade	No Trade	75.54%	50	Research	85	96	Research Defon Sell	13.28%	34.95%	B	5				
2025/08/01	7.204	No Trade	No Trade	59.81%	30	Research	85	94	Research Defon Sell	10.52%	31.82%	C	2				
2025/08/04	7.290	No Trade	No Trade	67.35%	50	Research	85	95	Research Defon Sell	11.84%	32.98%	B	-2				
2025/08/05	7.259	No Trade	No Trade	64.67%	30	Research	85	95	Research Defon Sell	11.37%	30.23%	C	-6				
2025/08/06	7.012	No Trade	No Trade	43.11%	0	Research	85	0	Absolutely no Trade	7.58%	23.22%	C	-10				
2025/08/07	6.980	No Trade	No Trade	40.33%	0	Research	85	0	Absolutely no Trade	7.09%	21.81%	C	-14				
2025/08/08	6.953	No Trade	No Trade	38.06%	0	Research	85	0	Absolutely no Trade	6.69%	21.17%	C	-18				
2025/08/11	6.920	No Trade	No Trade	35.25%	0	Research	85	0	Absolutely no Trade	6.20%	21.08%	C	-21				
2025/08/12	7.174	No Trade	No Trade	57.41%	50	Research	85	94	Research Defon Sell	10.10%	27.42%	B	-22				
2025/08/13	7.374	No Trade	No Trade	74.87%	50	Research	85	96	Research Defon Sell	13.17%	29.70%	B	-22				
2025/08/14	7.409	No Trade	No Trade	77.96%	50	Research	85	97	Research Defon Sell	13.71%	29.24%	B	-20				
2025/08/15	7.307	No Trade	No Trade	69.10%	50	Research	85	95	Research Defon Sell	12.15%	29.71%	B	-19				
2025/08/18	7.259	No Trade	No Trade	64.94%	30	Research	85	95	Research Defon Sell	11.42%	30.22%	C	-17				
2025/08/19	7.122	No Trade	No Trade	53.02%	0	Research	85	0	Absolutely no Trade	9.32%	27.53%	C	-15				
2025/08/20	7.026	No Trade	No Trade	44.69%	0	Research	85	0	Absolutely no Trade	7.86%	21.01%	C	-15				
2025/08/21	7.309	No Trade	No Trade	69.36%	50	Research	85	95	Research Defon Sell	12.20%	24.65%	B	-14				
2025/08/22	7.662	No Trade	No Trade	100.00%	50	Research	85	99	Research Defon Sell	17.62%	25.36%	A	-12				



Date	9 day	9 vs 21 day	33 day
2025/07/08	Sell_9day	Buy 9 vs 21	Buy 33_Day
2025/07/09	Sell_9day	Buy 9 vs 21	Buy 33_Day
2025/07/10	Buy_9day	Buy 9 vs 21	Buy 33_Day
2025/07/11	Buy_9day	Buy 9 vs 21	Buy 33_Day
2025/07/14	Buy_9day	Buy 9 vs 21	Buy 33_Day
2025/07/15	Buy_9day	Buy 9 vs 21	Buy 33_Day
2025/07/16	Buy_9day	Buy 9 vs 21	Buy 33_Day
2025/07/17	Buy_9day	Buy 9 vs 21	Buy 33_Day
2025/07/18	Buy_9day	Buy 9 vs 21	Buy 33_Day
2025/07/21	Sell_9day	Buy 9 vs 21	Buy 33_Day
2025/07/21	Sell_9day	Buy 9 vs 21	Buy 33_Day
2025/07/22	Sell_9day	Buy 9 vs 21	Buy 33_Day
2025/07/23	Buy_9day	Buy 9 vs 21	Buy 33_Day
2025/07/24	Buy_9day	Buy 9 vs 21	Buy 33_Day
2025/07/25	Buy_9day	Buy 9 vs 21	Buy 33_Day
2025/07/28	Sell_9day	Buy 9 vs 21	Buy 33_Day
2025/07/29	Buy_9day	Buy 9 vs 21	Buy 33_Day
2025/07/30	Buy_9day	Buy 9 vs 21	Buy 33_Day
2025/07/31	Sell_9day	Buy 9 vs 21	Buy 33_Day
2025/08/01	Sell_9day	Buy 9 vs 21	Sell 33_Day
2025/08/04	Sell_9day	Buy 9 vs 21	Buy 33_Day
2025/08/05	Sell_9day	Sell 9 vs 21	Sell 33_Day
2025/08/06	Sell_9day	Sell 9 vs 21	Sell 33_Day
2025/08/07	Sell_9day	Sell 9 vs 21	Sell 33_Day
2025/08/08	Sell_9day	Sell 9 vs 21	Sell 33_Day
2025/08/11	Sell_9day	Sell 9 vs 21	Sell 33_Day
2025/08/12	Buy_9day	Sell 9 vs 21	Sell 33_Day
2025/08/13	Buy_9day	Sell 9 vs 21	Buy 33_Day
2025/08/14	Buy_9day	Sell 9 vs 21	Buy 33_Day
2025/08/15	Buy_9day	Sell 9 vs 21	Sell 33_Day
2025/08/18	Buy_9day	Sell 9 vs 21	Sell 33_Day
2025/08/19	Sell_9day	Sell 9 vs 21	Sell 33_Day
2025/08/20	Sell_9day	Sell 9 vs 21	Sell 33_Day
2025/08/21	Buy_9day	Sell 9 vs 21	Buy 33_Day
2025/08/22	Buy_9day	Buy 9 vs 21	Buy 33_Day



Caterpillar Guidance	Trade
(+) : Mom Days	55
(-) : Mom Days	0
Guided : Factor	33 day
324_Buy Guidance	0.0%
324_Sell Guidance	98.4%
Mom_75 (days)	25.4%
9 vs 21 day	0.45%
Price vs 9 day	5.05%



Date	9 day	9 vs 21 day	33 day
2025/07/08	Buy_9day	Buy 9 vs 21	Buy 33_Day
2025/07/09	Buy_9day	Buy 9 vs 21	Buy 33_Day
2025/07/10	Buy_9day	Buy 9 vs 21	Buy 33_Day
2025/07/11	Buy_9day	Buy 9 vs 21	Buy 33_Day
2025/07/14	Buy_9day	Buy 9 vs 21	Buy 33_Day
2025/07/15	Buy_9day	Buy 9 vs 21	Buy 33_Day
2025/07/16	Buy_9day	Buy 9 vs 21	Buy 33_Day
2025/07/17	Buy_9day	Buy 9 vs 21	Buy 33_Day
2025/07/18	Buy_9day	Buy 9 vs 21	Buy 33_Day
2025/07/21	Sell_9day	Buy 9 vs 21	Buy 33_Day
2025/07/21	Sell_9day	Buy 9 vs 21	Buy 33_Day
2025/07/22	Sell_9day	Buy 9 vs 21	Buy 33_Day
2025/07/23	Sell_9day	Buy 9 vs 21	Buy 33_Day
2025/07/24	Sell_9day	Buy 9 vs 21	Buy 33_Day
2025/07/25	Sell_9day	Buy 9 vs 21	Buy 33_Day
2025/07/28	Sell_9day	Buy 9 vs 21	Buy 33_Day
2025/07/29	Sell_9day	Buy 9 vs 21	Sell 33_Day
2025/07/30	Sell_9day	Sell 9 vs 21	Sell 33_Day
2025/07/31	Buy_9day	Sell 9 vs 21	Buy 33_Day
2025/08/01	Buy_9day	Sell 9 vs 21	Buy 33_Day
2025/08/04	Buy_9day	Sell 9 vs 21	Buy 33_Day
2025/08/05	Buy_9day	Sell 9 vs 21	Buy 33_Day
2025/08/06	Sell_9day	Sell 9 vs 21	Sell 33_Day
2025/08/07	Sell_9day	Sell 9 vs 21	Sell 33_Day
2025/08/08	Sell_9day	Sell 9 vs 21	Sell 33_Day
2025/08/11	Sell_9day	Sell 9 vs 21	Sell 33_Day
2025/08/12	Sell_9day	Sell 9 vs 21	Sell 33_Day
2025/08/13	Sell_9day	Sell 9 vs 21	Sell 33_Day
2025/08/14	Sell_9day	Sell 9 vs 21	Sell 33_Day
2025/08/15	Sell_9day	Sell 9 vs 21	Sell 33_Day
2025/08/18	Sell_9day	Sell 9 vs 21	Sell 33_Day
2025/08/19	Sell_9day	Sell 9 vs 21	Sell 33_Day
2025/08/20	Sell_9day	Sell 9 vs 21	Sell 33_Day
2025/08/21	Sell_9day	Sell 9 vs 21	Sell 33_Day
2025/08/22	Sell_9day	Sell 9 vs 21	Sell 33_Day

Strategy Universe	Pairs_NYSE_Nasdaq50	Ascendant guidance	Trade	Strategy_Open Date	2025/08/06	Caterpillar Guidance	Trade
<div><div><div>MSFT.NAS</div><div>21 per. Mov. Avg. (MSFT.NAS)</div><div>Linear (MSFT.NAS)</div></div></div> <div><div><div>MSI.NYS</div><div>21 per. Mov. Avg. (MSI.NYS)</div><div>Linear (MSI.NYS)</div></div></div>						(+) : Mom Days	0
						(-) : Mom Days	0
						Guided : Factor	9 vs 21 day
						324_Buy Guidance	0.0%
						324_Sell Guidance	84.6%
						Mom_75 (days)	0.9%
						9 vs 21 day	-3.72%
						Price vs 9 day	-1.20%

S
e
|
|

MSFT.NAS

Microsoft Corporation

Technology

Software

New York

Market Cap : (B)

3 100 345

Follow the " 3day to 5day waiting period " before entering the trade : understand the Graph, Trend and Variables

OEF.ARC

iShares S&P 100 ETF

_Equity_Index

ETF_NYSE_Price

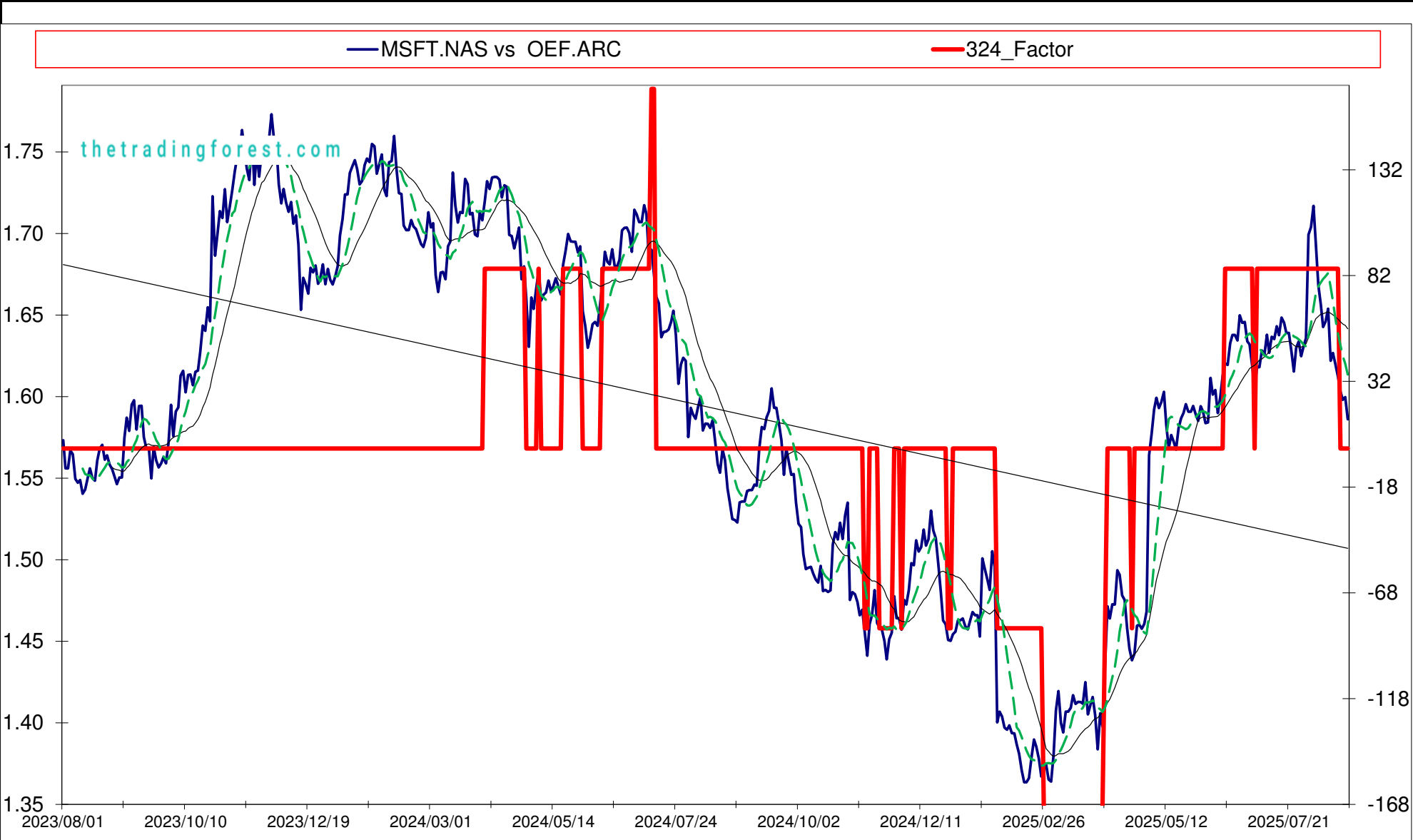
NYSE

Market Cap : (B)

14 530

Plan your enrty levels. Focus on the process not the outcome. Expect further short-term deviation from the trade signal. "Patience"

Date	Price or Relative Price	Short_Term_ Radar	Medium_ Term_Radar	Caterpillar_ %	Wise_ Owl(Rnk)	324_Factor	Factor_324	Defcon _Index	Defcon _Index_Trade	Margin of Safety	75_Day_Mom	Trade_Rating (Guidance)	Trendsum
2025/07/01	1.622	Sell_Panda_ST	No Trade	62.52%	30	Research	85	94	Research Defon Sell	6.17%	14.89%	C	17
2025/07/02	1.608	No Trade	No Trade	53.65%	0	Absolutely No	0	94	Research Defon Sell	5.29%	13.31%	C	11
2025/07/03	1.620	No Trade	No Trade	61.81%	30	Research	85	94	Research Defon Sell	6.10%	14.60%	C	7
2025/07/04	1.620	No Trade	No Trade	61.89%	30	Research	85	94	Research Defon Sell	6.11%	14.50%	C	3
2025/07/07	1.630	No Trade	No Trade	68.87%	30	Research	85	95	Research Defon Sell	6.80%	15.22%	C	1
2025/07/08	1.628	No Trade	No Trade	67.27%	30	Research	85	95	Research Defon Sell	6.64%	15.13%	C	0
2025/07/09	1.640	No Trade	No Trade	75.54%	50	Research	85	95	Research Defon Sell	7.45%	14.93%	C	3
2025/07/10	1.629	No Trade	No Trade	68.20%	30	Research	85	95	Research Defon Sell	6.73%	15.74%	C	7
2025/07/11	1.639	No Trade	No Trade	74.80%	50	Research	85	95	Research Defon Sell	7.38%	15.98%	B	9
2025/07/14	1.638	No Trade	No Trade	74.19%	50	Research	85	95	Research Defon Sell	7.32%	15.47%	B	11
2025/07/15	1.645	No Trade	No Trade	79.44%	50	Research	85	96	Research Defon Sell	7.84%	16.94%	B	14
2025/07/16	1.640	No Trade	No Trade	75.91%	50	Research	85	95	Research Defon Sell	7.49%	18.31%	B	16
2025/07/17	1.651	No Trade	No Trade	83.19%	50	Research	85	96	Research Defon Sell	8.21%	17.23%	B	19
2025/07/18	1.648	No Trade	No Trade	81.22%	50	Research	85	96	Research Defon Sell	8.01%	17.69%	B	19
2025/07/21	1.641	No Trade	No Trade	77.31%	50	Research	85	96	Research Defon Sell	7.63%	14.18%	C	20
2025/07/21	1.641	No Trade	No Trade	77.31%	50	Research	85	96	Research Defon Sell	7.63%	11.38%	C	21
2025/07/22	1.630	No Trade	No Trade	70.67%	50	Research	85	95	Research Defon Sell	6.90%	11.19%	C	17
2025/07/23	1.618	No Trade	No Trade	63.56%	30	Research	85	94	Research Defon Sell	6.09%	9.67%	C	14
2025/07/24	1.632	No Trade	No Trade	73.50%	50	Research	85	95	Research Defon Sell	7.04%	10.66%	C	11
2025/07/25	1.636	No Trade	No Trade	76.55%	50	Research	85	95	Research Defon Sell	7.31%	9.37%	C	7
2025/07/28	1.627	No Trade	No Trade	71.12%	30	Research	85	95	Research Defon Sell	6.74%	8.97%	C	5
2025/07/29	1.633	No Trade	No Trade	75.57%	50	Research	85	95	Research Defon Sell	7.16%	10.32%	C	0
2025/07/30	1.638	No Trade	No Trade	78.98%	50	Research	85	95	Research Defon Sell	7.49%	10.86%	C	-3
2025/07/31	1.701	No Trade	No Trade	100.00%	50	Research	85	98	Research Defon Sell	11.66%	16.54%	B	-2
2025/08/01	1.706	No Trade	No Trade	100.00%	50	Research	85	98	Research Defon Sell	11.97%	17.85%	B	1
2025/08/04	1.719	No Trade	No Trade	100.00%	50	Research	85	98	Research Defon Sell	12.85%	19.34%	B	5
2025/08/05	1.696	No Trade	No Trade	88.39%	50	Research	85	97	Research Defon Sell	11.36%	17.42%	B	9
2025/08/06	1.671	No Trade	No Trade	75.42%	50	Research	85	95	Research Defon Sell	9.69%	14.30%	C	11
2025/08/07	1.659	No Trade	No Trade	69.33%	50	Research	85	95	Research Defon Sell	8.91%	13.41%	C	13
2025/08/08	1.645	No Trade	No Trade	62.33%	30	Research	85	94	Research Defon Sell	8.01%	12.67%	C	11
2025/08/11	1.648	No Trade	No Trade	64.30%	30	Research	85	94	Research Defon Sell	8.26%	12.67%	C	10
2025/08/12	1.656	No Trade	No Trade	68.32%	30	Research	85	95	Research Defon Sell	8.78%	12.62%	C	7
2025/08/13	1.624	No Trade	No Trade	52.07%	0	Research	85	-83	Research Defcon Buy	6.69%	3.69%	C	3
2025/08/14	1.629	No Trade	No Trade	54.59%	0	Research	85	-82	Research Defcon Buy	7.02%	3.15%	C	-1
2025/08/15	1.622	No Trade	No Trade	51.11%	0	Research	85	-83	Research Defcon Buy	6.57%	1.73%	C	-5
2025/08/18	1.615	No Trade	No Trade	47.49%	0	Research	85	-83	Research Defcon Buy	6.10%	0.81%	C	-9
2025/08/19	1.605	No Trade	No Trade	42.87%	0	Absolutely No	0	-84	Research Defcon Buy	5.51%	0.64%	C	-11
2025/08/20	1.600	No Trade	No Trade	40.28%	0	Absolutely No	0	-84	Research Defcon Buy	5.18%	0.07%	C	-14
2025/08/21	1.602	No Trade	No Trade	41.22%	0	Absolutely No	0	-84	Research Defcon Buy	5.30%	-0.20%	C	-18
2025/08/22	1.588	No Trade	No Trade	34.32%	0	Absolutely No	0	-85	Research Defcon Buy	4.41%	0.19%	C	-22



Date	9 day	9 vs 21 day	33 day
2025/07/08	Buy_9day	Buy 9 vs 21	Buy 33_Day
2025/07/09	Buy_9day	Sell 9 vs 21	Buy 33_Day
2025/07/10	Buy_9day	Sell 9 vs 21	Buy 33_Day
2025/07/11	Buy_9day	Sell 9 vs 21	Buy 33_Day
2025/07/14	Buy_9day	Sell 9 vs 21	Buy 33_Day
2025/07/15	Buy_9day	Sell 9 vs 21	Buy 33_Day
2025/07/16	Buy_9day	Sell 9 vs 21	Buy 33_Day
2025/07/17	Buy_9day	Buy 9 vs 21	Buy 33_Day
2025/07/18	Buy_9day	Buy 9 vs 21	Buy 33_Day
2025/07/21	Buy_9day	Buy 9 vs 21	Buy 33_Day
2025/07/21	Buy_9day	Buy 9 vs 21	Buy 33_Day
2025/07/22	Sell_9day	Buy 9 vs 21	Sell 33_Day
2025/07/23	Sell_9day	Buy 9 vs 21	Sell 33_Day
2025/07/24	Sell_9day	Buy 9 vs 21	Buy 33_Day
2025/07/25	Sell_9day	Buy 9 vs 21	Buy 33_Day
2025/07/28	Sell_9day	Buy 9 vs 21	Sell 33_Day
2025/07/29	Sell_9day	Buy 9 vs 21	Sell 33_Day
2025/07/30	Buy_9day	Sell 9 vs 21	Buy 33_Day
2025/07/31	Buy_9day	Buy 9 vs 21	Buy 33_Day
2025/08/01	Buy_9day	Buy 9 vs 21	Buy 33_Day
2025/08/04	Buy_9day	Buy 9 vs 21	Buy 33_Day
2025/08/05	Buy_9day	Buy 9 vs 21	Buy 33_Day
2025/08/06	Buy_9day	Buy 9 vs 21	Buy 33_Day
2025/08/07	Sell_9day	Buy 9 vs 21	Buy 33_Day
2025/08/08	Sell_9day	Buy 9 vs 21	Buy 33_Day
2025/08/11	Sell_9day	Buy 9 vs 21	Buy 33_Day
2025/08/12	Sell_9day	Buy 9 vs 21	Buy 33_Day
2025/08/13	Sell_9day	Buy 9 vs 21	Sell 33_Day
2025/08/14	Sell_9day	Buy 9 vs 21	Sell 33_Day
2025/08/15	Sell_9day	Sell 9 vs 21	Sell 33_Day
2025/08/18	Sell_9day	Sell 9 vs 21	Sell 33_Day
2025/08/19	Sell_9day	Sell 9 vs 21	Sell 33_Day
2025/08/20	Sell_9day	Sell 9 vs 21	Sell 33_Day
2025/08/21	Sell_9day	Sell 9 vs 21	Sell 33_Day
2025/08/22	Sell_9day	Sell 9 vs 21	Sell 33_Day

Strategy Universe	Rel vs SP100	Ascendant guidance	Trade	Strategy_Open Date	2025/08/06	Caterpillar Guidance	Trade
						(+) : Mom Days	0
						(-) : Mom Days	0
						Guided : Factor	9 vs 21 day
						324_Buy Guidance	0.0%
						324_Sell Guidance	89.5%
						Mom_75 (days)	0.2%
						9 vs 21 day	-1.71%
						Price vs 9 day	-1.70%

S
e
l
l

CAT.NYS

Caterpillar Inc.

Industrial

Machinery

New York

Market Cap : (B)

191 909

Follow the " 3day to 5day waiting period " before entering the trade : understand the Graph, Trend and Variables

CMI.NYS

Cummins

Industrial

Machinery

New York

Market Cap : (B)

51 117

Plan your enrty levels. Focus on the process not the outcome. Expect further short-term deviation from the trade signal. "Patience"

-2.004														-24.170		12.061	
Date	Price or Relative Price	Short_Term_ Radar	Medium_ Term_Radar	Caterpillar_ %	Wise_ Owl(Rnk)	324_Factor	Factor_324	Defcon _Index	Defcon _Index_Trade	Margin of Safety	75_Day_Mom	Trade_Rating (Guidance)	Trendsum				
2025/07/01	1.186	No Trade	No Trade	100.00%	50	Research	85	93	Research Defon Sell	11.57%	11.34%	C	44				
2025/07/02	1.195	No Trade	No Trade	100.00%	50	Research	85	94	Research Defon Sell	12.43%	13.18%	C	44				
2025/07/03	1.199	No Trade	No Trade	100.00%	50	Research	85	94	Research Defon Sell	12.85%	14.13%	C	44				
2025/07/04	1.199	No Trade	No Trade	100.00%	50	Research	85	94	Research Defon Sell	12.87%	14.86%	C	44				
2025/07/07	1.194	No Trade	No Trade	97.13%	50	Research	85	94	Research Defon Sell	12.50%	15.38%	B	43				
2025/07/08	1.192	No Trade	No Trade	95.83%	50	Research	85	94	Research Defon Sell	12.34%	15.36%	B	41				
2025/07/09	1.202	No Trade	No Trade	100.00%	50	Research	85	94	Research Defon Sell	13.29%	15.30%	B	40				
2025/07/10	1.201	No Trade	No Trade	99.42%	50	Research	85	94	Research Defon Sell	13.22%	16.36%	B	40				
2025/07/11	1.198	No Trade	No Trade	97.63%	50	Research	85	94	Research Defon Sell	12.98%	15.21%	B	40				
2025/07/14	1.193	No Trade	No Trade	94.45%	50	Research	85	94	Research Defon Sell	12.56%	13.69%	C	39				
2025/07/15	1.183	Sell_Panda_ST	No Trade	88.05%	90	Research	170	93	Research Defon Sell	11.71%	12.71%	AA	34				
2025/07/16	1.195	Sell_Panda_ST	No Trade	96.37%	75	Research	170	94	Research Defon Sell	12.81%	13.55%	A	28				
2025/07/17	1.201	No Trade	No Trade	100.00%	75	Research	170	94	Research Defon Sell	13.40%	14.55%	A	23				
2025/07/18	1.181	Sell_Panda_ST	Sell_Panda_ST	86.05%	75	Research	170	93	Research Defon Sell	11.53%	12.89%	A	19				
2025/07/21	1.190	Sell_Panda_ST	No Trade	93.19%	75	Research	170	93	Research Defon Sell	12.49%	14.94%	A	15				
2025/07/21	1.190	No Trade	No Trade	93.19%	60	Research	170	93	Research Defon Sell	12.49%	14.67%	B	10				
2025/07/22	1.168	No Trade	No Trade	77.78%	60	Research	170	92	Research Defon Sell	10.43%	14.95%	B	5				
2025/07/23	1.181	No Trade	No Trade	87.49%	60	Research	170	93	Research Defon Sell	11.73%	15.18%	B	0				
2025/07/24	1.176	No Trade	No Trade	83.92%	60	Research	170	92	Research Defon Sell	11.25%	15.85%	B	-5				
2025/07/25	1.174	No Trade	No Trade	82.65%	60	Research	170	92	Research Defon Sell	11.08%	14.37%	B	-8				
2025/07/28	1.168	No Trade	No Trade	79.09%	60	Research	170	92	Research Defon Sell	10.60%	13.78%	B	-11				
2025/07/29	1.174	No Trade	No Trade	83.54%	60	Research	170	92	Research Defon Sell	11.20%	13.63%	B	-14				
2025/07/30	1.188	No Trade	No Trade	93.52%	75	Research	170	93	Research Defon Sell	12.54%	16.32%	A	-16				
2025/07/31	1.192	No Trade	No Trade	96.39%	75	Research	170	94	Research Defon Sell	12.92%	15.22%	A	-14				
2025/08/01	1.205	No Trade	No Trade	100.00%	75	Research	170	95	Research Defon Sell	14.20%	15.38%	A	-11				
2025/08/04	1.199	No Trade	No Trade	97.06%	60	Research	170	94	Research Defon Sell	13.78%	14.97%	B	-7				
2025/08/05	1.163	No Trade	No Trade	73.21%	50	Research	170	91	Research Defon Sell	10.40%	11.58%	B	-7				
2025/08/06	1.121	No Trade	No Trade	44.79%	0	Research	85	0	Absolutely no Trade	6.36%	7.35%	C	-7				
2025/08/07	1.085	No Trade	No Trade	20.85%	0	Absolutely No	0	-82	Research Defcon Buy	2.96%	3.78%	C	-10				
2025/08/08	1.076	No Trade	No Trade	15.46%	0	Absolutely No	0	-83	Research Defcon Buy	2.20%	3.12%	C	-13				
2025/08/11	1.052	No Trade	No Trade	0.11%	0	Absolutely No	0	-86	Research Defcon Buy	-0.02%	0.34%	C	-15				
2025/08/12	1.034	No Trade	No Trade	9.84%	0	Absolutely No	0	-88	Research Defcon Buy	-1.69%	-1.74%	C	-18				
2025/08/13	1.017	No Trade	No Trade	19.22%	0	Absolutely No	0	-89	Research Defcon Buy	-3.31%	-4.48%	C	-22				
2025/08/14	1.031	No Trade	No Trade	11.12%	0	Absolutely No	0	-88	Research Defcon Buy	-1.91%	-4.46%	C	-26				
2025/08/15	1.021	No Trade	No Trade	16.73%	0	Absolutely No	0	-89	Research Defcon Buy	-2.88%	-4.48%	C	-29				
2025/08/18	1.027	No Trade	No Trade	13.19%	0	Absolutely No	0	-88	Research Defcon Buy	-2.27%	-4.55%	C	-28				
2025/08/19	1.035	No Trade	No Trade	8.68%	0	Absolutely No	0	-88	Research Defcon Buy	-1.49%	-3.77%	C	-27				
2025/08/20	1.061	No Trade	No Trade	7.52%	0	Absolutely No	0	-85	Research Defcon Buy	1.07%	0.28%	C	-24				
2025/08/21	1.060	No Trade	No Trade	6.99%	0	Absolutely No	0	-85	Research Defcon Buy	0.99%	-0.15%	C	-20				
2025/08/22	1.083	Buy_Panda_ST	No Trade	22.50%	0	Absolutely No	0	0	Absolutely no Trade	3.20%	4.51%	C	-16				

S
e
l
l

D.NYS

Dominion Energy

Utilities

Multi-Utilities

New York

Market Cap : (B)

48 838

PCG.NYS

Pacific Gas & Electric Co.

Utilities

Electric Utilities

New York

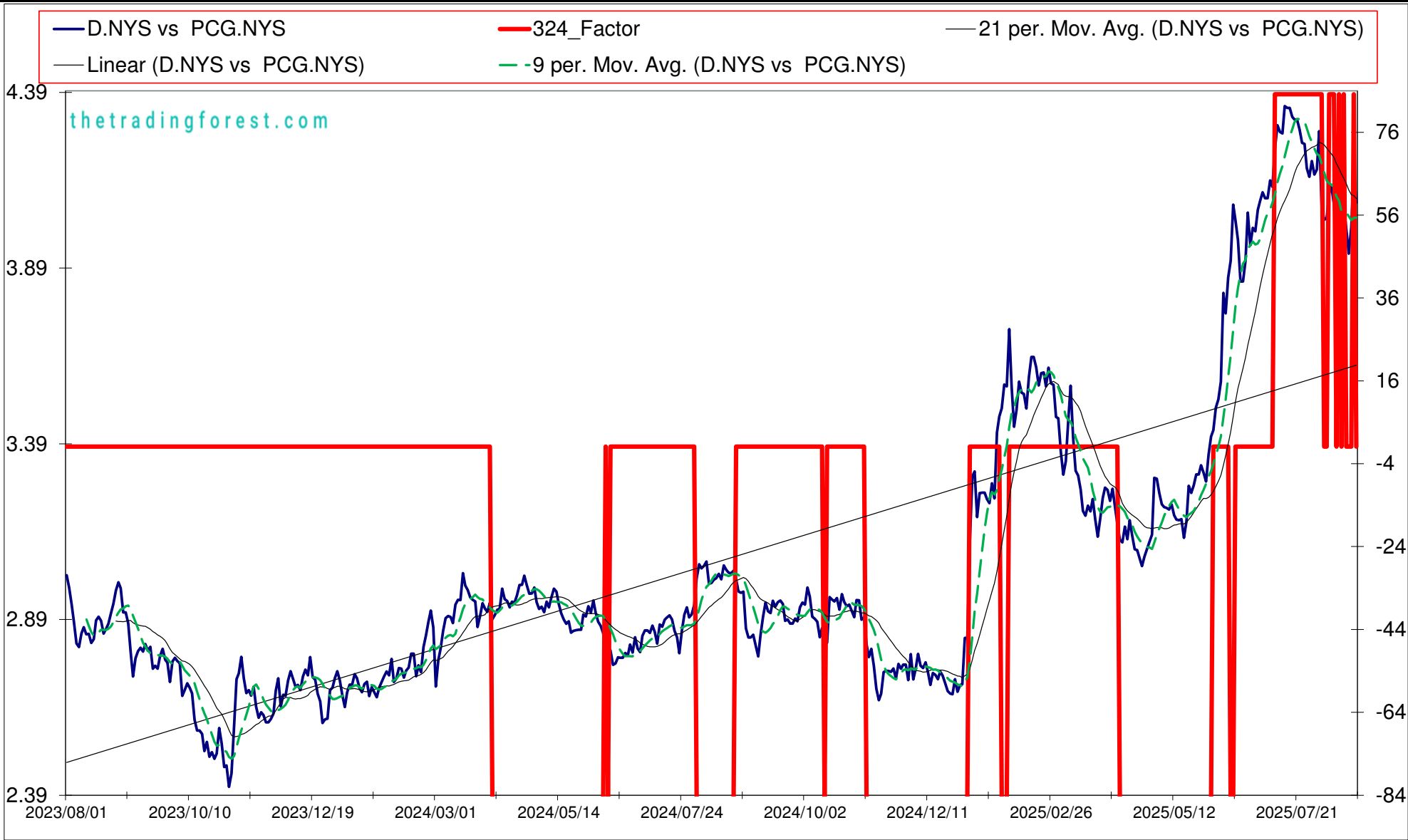
Market Cap : (B)

45 678

Follow the " 3day to 5day waiting period " before entering the trade : understand the Graph, Trend and Variables

Plan your enrty levels. Focus on the process not the outcome. Expect further short-term deviation from the trade signal. "Patience"

-2.247														84.102		-37.421	
Date	Price or Relative Price	Short_Term_ Radar	Medium_ Term_Radar	Caterpillar_ %	Wise_ Owl(Rnk)	324_Factor	Factor_324	Defcon _Index	Defcon _Index_Trade	Margin of Safety	75_Day_Mom	Trade_Rating (Guidance)	Trendsum				
2025/07/01	4.080	No Trade	No Trade	42.28%	0	Absolutely No	0	100	Research Defon Sell	9.97%	23.70%	C	23				
2025/07/02	4.104	No Trade	No Trade	45.99%	0	Absolutely No	0	100	Research Defon Sell	10.54%	25.95%	C	25				
2025/07/03	4.088	No Trade	No Trade	45.68%	0	Absolutely No	0	100	Research Defon Sell	10.01%	27.84%	C	27				
2025/07/04	4.088	No Trade	No Trade	46.24%	0	Absolutely No	0	100	Research Defon Sell	9.93%	28.37%	C	28				
2025/07/07	4.138	No Trade	No Trade	52.82%	0	Absolutely No	0	100	Research Defon Sell	11.03%	28.78%	C	29				
2025/07/08	4.120	No Trade	No Trade	51.68%	0	Absolutely No	0	100	Research Defon Sell	10.47%	28.89%	C	28				
2025/07/09	4.227	No Trade	No Trade	65.44%	50	Research	85	100	Research Defon Sell	13.26%	30.80%	A	29				
2025/07/10	4.295	No Trade	No Trade	74.06%	50	Research	85	100	Research Defon Sell	15.01%	35.35%	A	31				
2025/07/11	4.276	No Trade	No Trade	71.87%	50	Research	85	100	Research Defon Sell	14.41%	36.88%	A	32				
2025/07/14	4.272	No Trade	No Trade	70.00%	50	Research	85	99	Research Defon Sell	14.04%	34.50%	A	32				
2025/07/15	4.350	No Trade	No Trade	79.97%	50	Research	85	100	Research Defon Sell	16.04%	34.48%	A	34				
2025/07/16	4.344	No Trade	No Trade	78.78%	50	Research	85	100	Research Defon Sell	15.80%	33.11%	A	35				
2025/07/17	4.345	No Trade	No Trade	78.41%	50	Research	85	100	Research Defon Sell	15.72%	33.37%	A	37				
2025/07/18	4.319	No Trade	No Trade	74.58%	50	Research	85	99	Research Defon Sell	14.96%	33.88%	A	36				
2025/07/21	4.312	No Trade	No Trade	72.35%	50	Research	85	99	Research Defon Sell	14.51%	32.22%	A	33				
2025/07/21	4.312	No Trade	No Trade	72.35%	50	Research	85	99	Research Defon Sell	14.51%	34.43%	A	29				
2025/07/22	4.283	Sell_Panda_ST	No Trade	68.98%	50	Research	85	98	Research Defon Sell	13.67%	35.50%	B	25				
2025/07/23	4.245	Sell_Panda_ST	No Trade	63.50%	50	Research	85	98	Research Defon Sell	12.59%	36.27%	B	19				
2025/07/24	4.242	Sell_Panda_ST	No Trade	62.61%	50	Research	85	98	Research Defon Sell	12.41%	36.47%	B	15				
2025/07/25	4.173	No Trade	No Trade	52.93%	50	Research	85	96	Research Defon Sell	10.49%	32.34%	B	10				
2025/07/28	4.149	No Trade	No Trade	48.54%	50	Research	85	95	Research Defon Sell	9.62%	33.10%	B	7				
2025/07/29	4.193	No Trade	No Trade	54.03%	50	Research	85	96	Research Defon Sell	10.71%	32.22%	B	4				
2025/07/30	4.155	No Trade	No Trade	48.53%	50	Research	85	96	Research Defon Sell	9.62%	32.84%	B	1				
2025/07/31	4.169	No Trade	No Trade	50.03%	50	Research	85	96	Research Defon Sell	9.92%	34.99%	B	-2				
2025/08/01	4.278	No Trade	No Trade	64.15%	50	Research	85	98	Research Defon Sell	12.72%	38.64%	B	-4				
2025/08/04	4.064	No Trade	No Trade	36.83%	0	Research	85	0	Absolutely no Trade	6.85%	32.74%	C	-5				
2025/08/05	4.026	No Trade	No Trade	32.61%	0	Absolutely No	0	0	Absolutely no Trade	5.77%	32.43%	C	-7				
2025/08/06	4.030	No Trade	No Trade	32.68%	0	Absolutely No	0	0	Absolutely no Trade	5.78%	31.35%	C	-9				
2025/08/07	4.102	No Trade	No Trade	43.00%	0	Research	85	0	Absolutely no Trade	7.61%	32.79%	C	-13				
2025/08/08	4.121	No Trade	No Trade	49.14%	0	Research	85	0	Absolutely no Trade	8.01%	32.50%	C	-14				
2025/08/11	4.069	No Trade	No Trade	39.50%	0	Research	85	0	Absolutely no Trade	6.44%	30.00%	C	-15				
2025/08/12	3.966	No Trade	No Trade	22.39%	0	Absolutely No	0	0	Absolutely no Trade	3.65%	20.47%	C	-18				
2025/08/13	4.072	No Trade	No Trade	38.98%	0	Research	85	0	Absolutely no Trade	6.36%	23.81%	C	-21				
2025/08/14	3.996	No Trade	No Trade	26.33%	0	Absolutely No	0	0	Absolutely no Trade	4.29%	23.01%	C	-25				
2025/08/15	4.071	No Trade	No Trade	37.79%	0	Research	85	0	Absolutely no Trade	6.16%	26.56%	C	-27				
2025/08/18	4.000	No Trade	No Trade	25.12%	0	Absolutely No	0	0	Absolutely no Trade	4.10%	24.65%	C	-28				
2025/08/19	3.929	No Trade	No Trade	13.42%	0	Absolutely No	0	0	Absolutely no Trade	2.19%	22.55%	C	-30				
2025/08/20	4.005	No Trade	No Trade	25.45%	0	Absolutely No	0	0	Absolutely no Trade	4.08%	25.11%	C	-32				
2025/08/21	4.175	No Trade	No Trade	52.51%	50	Research	85	96	Research Defon Sell	8.42%	29.83%	B	-33				
2025/08/22	4.075	No Trade	No Trade	35.82%	0	Absolutely No	0	0	Absolutely no Trade	5.75%	27.94%	C	-32				



Date	9 day	9 vs 21 day	33 day
2025/07/08	Buy_9day	Buy 9 vs 21	Buy 33_Day
2025/07/09	Buy_9day	Buy 9 vs 21	Buy 33_Day
2025/07/10	Buy_9day	Buy 9 vs 21	Buy 33_Day
2025/07/11	Buy_9day	Buy 9 vs 21	Buy 33_Day
2025/07/14	Buy_9day	Buy 9 vs 21	Buy 33_Day
2025/07/15	Buy_9day	Buy 9 vs 21	Buy 33_Day
2025/07/16	Buy_9day	Buy 9 vs 21	Buy 33_Day
2025/07/17	Buy_9day	Buy 9 vs 21	Buy 33_Day
2025/07/18	Buy_9day	Buy 9 vs 21	Buy 33_Day
2025/07/21	Buy_9day	Buy 9 vs 21	Buy 33_Day
2025/07/21	Sell_9day	Buy 9 vs 21	Buy 33_Day
2025/07/22	Sell_9day	Buy 9 vs 21	Buy 33_Day
2025/07/23	Sell_9day	Buy 9 vs 21	Buy 33_Day
2025/07/24	Sell_9day	Buy 9 vs 21	Buy 33_Day
2025/07/25	Sell_9day	Buy 9 vs 21	Buy 33_Day
2025/07/28	Sell_9day	Buy 9 vs 21	Buy 33_Day
2025/07/29	Sell_9day	Buy 9 vs 21	Buy 33_Day
2025/07/30	Sell_9day	Sell 9 vs 21	Buy 33_Day
2025/07/31	Sell_9day	Sell 9 vs 21	Buy 33_Day
2025/08/01	Buy_9day	Sell 9 vs 21	Buy 33_Day
2025/08/04	Sell_9day	Sell 9 vs 21	Sell 33_Day
2025/08/05	Sell_9day	Sell 9 vs 21	Sell 33_Day
2025/08/06	Sell_9day	Sell 9 vs 21	Sell 33_Day
2025/08/07	Sell_9day	Sell 9 vs 21	Sell 33_Day
2025/08/08	Sell_9day	Sell 9 vs 21	Sell 33_Day
2025/08/11	Sell_9day	Sell 9 vs 21	Sell 33_Day
2025/08/12	Sell_9day	Sell 9 vs 21	Sell 33_Day
2025/08/13	Sell_9day	Sell 9 vs 21	Sell 33_Day
2025/08/14	Sell_9day	Sell 9 vs 21	Sell 33_Day
2025/08/15	Buy_9day	Sell 9 vs 21	Sell 33_Day
2025/08/18	Sell_9day	Sell 9 vs 21	Sell 33_Day
2025/08/19	Sell_9day	Sell 9 vs 21	Sell 33_Day
2025/08/20	Sell_9day	Sell 9 vs 21	Sell 33_Day
2025/08/21	Buy_9day	Sell 9 vs 21	Buy 33_Day
2025/08/22	Buy_9day	Sell 9 vs 21	Sell 33_Day

Strategy Universe	Pairs_NYSE_Utilities	Ascendant guidance	Research	Strategy_Open Date	2025/08/06	Caterpillar Guidance	Trade	
<div><div><div><div>D.NYS</div><div>21 per. Mov. Avg. (D.NYS)</div><div>Linear (D.NYS)</div></div><div><div>PCG.NYS</div><div>21 per. Mov. Avg. (PCG.NYS)</div><div>Linear (PCG.NYS)</div></div></div></div>							(+): Mom Days	61
							(-): Mom Days	0
							Guided: Factor	33 day
							324_Buy Guidance	0.0%
							324_Sell Guidance	93.7%
							Mom_75 (days)	27.9%
							9 vs 21 day	-1.33%
							Price vs 9 day	1.06%

S
e
l
l

DIS.NYS

Walt Disney Company (The)

Media

Entertainment

New York

Market Cap : (B)

209 435

TEAM.NAS

Atlassian

Information Technology

Application Software

New York

Market Cap : (B)

42 072

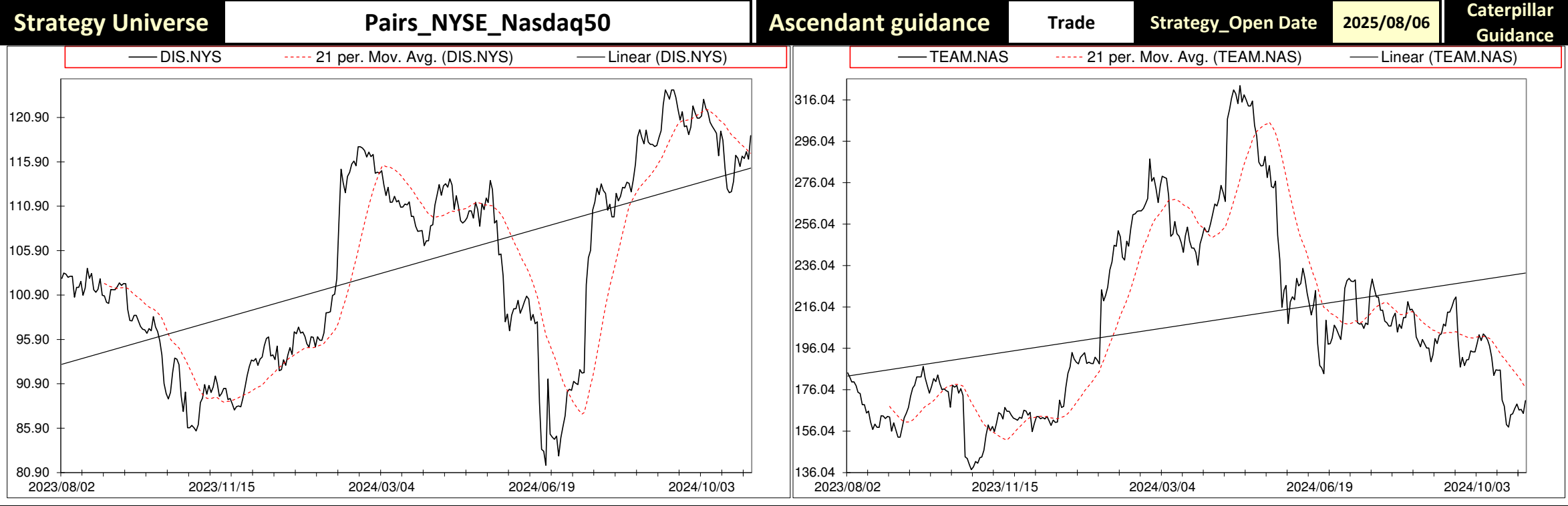
Follow the " 3day to 5day waiting period " before entering the trade : understand the Graph, Trend and Variables

Plan your enrty levels. Focus on the process not the outcome. Expect further short-term deviation from the trade signal. "Patience"

Date	Price or Relative Price	Short_Term_ Radar	Medium_ Term_Radar	Caterpillar_ %	Wise_ Owl(Rnk)	324_Factor	Factor_324	Defcon _Index	Defcon _Index_Trade	Margin of Safety	75_Day_Mom	Trade_Rating (Guidance)	Trendsum
2025/07/01	0.595	No Trade	No Trade	63.72%	30	Research	85	92	Research Defon Sell	16.57%	27.66%	C	9
2025/07/02	0.595	No Trade	No Trade	63.92%	30	Research	85	92	Research Defon Sell	16.62%	31.71%	C	6
2025/07/03	0.581	No Trade	No Trade	53.38%	0	Research	85	0	Absolutely no Trade	13.88%	29.15%	C	3
2025/07/04	0.581	No Trade	No Trade	53.42%	0	Research	85	0	Absolutely no Trade	13.89%	28.27%	C	-2
2025/07/07	0.570	No Trade	No Trade	45.48%	0	Research	85	0	Absolutely no Trade	11.83%	30.65%	C	-7
2025/07/08	0.555	No Trade	No Trade	34.42%	0	Research	85	0	Absolutely no Trade	8.95%	27.04%	C	-10
2025/07/09	0.546	No Trade	No Trade	27.42%	0	Research	85	0	Absolutely no Trade	7.13%	24.81%	C	-13
2025/07/10	0.608	No Trade	No Trade	73.95%	50	Research	85	94	Research Defon Sell	19.23%	42.31%	B	-15
2025/07/11	0.641	No Trade	No Trade	99.14%	50	Research	85	98	Research Defon Sell	25.79%	46.06%	B	-15
2025/07/14	0.626	No Trade	No Trade	88.04%	50	Research	85	96	Research Defon Sell	22.90%	38.77%	B	-15
2025/07/15	0.634	No Trade	No Trade	93.97%	50	Research	85	97	Research Defon Sell	24.44%	40.91%	B	-14
2025/07/16	0.629	No Trade	No Trade	90.40%	50	Research	85	96	Research Defon Sell	23.51%	35.27%	B	-11
2025/07/17	0.641	No Trade	No Trade	99.48%	50	Research	85	98	Research Defon Sell	25.87%	42.04%	B	-7
2025/07/18	0.623	No Trade	No Trade	85.93%	50	Research	85	95	Research Defon Sell	22.35%	42.58%	B	-4
2025/07/21	0.622	No Trade	No Trade	85.00%	50	Research	85	95	Research Defon Sell	22.11%	38.81%	B	-2
2025/07/21	0.622	No Trade	No Trade	85.00%	50	Research	85	95	Research Defon Sell	22.11%	39.69%	B	0
2025/07/22	0.610	No Trade	No Trade	76.23%	50	Research	85	93	Research Defon Sell	19.83%	36.67%	B	-4
2025/07/23	0.607	No Trade	No Trade	73.88%	0	Research	85	0	Absolutely no Trade	19.22%	36.53%	C	-7
2025/07/24	0.610	No Trade	No Trade	76.46%	50	Research	85	93	Research Defon Sell	19.89%	39.90%	B	-11
2025/07/25	0.598	No Trade	No Trade	67.51%	0	Research	85	0	Absolutely no Trade	17.56%	39.03%	C	-14
2025/07/28	0.596	No Trade	No Trade	66.11%	0	Research	85	0	Absolutely no Trade	17.19%	39.36%	C	-17
2025/07/29	0.599	No Trade	No Trade	68.42%	0	Research	85	0	Absolutely no Trade	17.79%	42.30%	C	-20
2025/07/30	0.606	No Trade	No Trade	73.63%	30	Research	85	0	Absolutely no Trade	19.15%	47.79%	C	-22
2025/07/31	0.621	No Trade	No Trade	84.89%	50	Research	85	95	Research Defon Sell	22.08%	54.06%	B	-21
2025/08/01	0.637	No Trade	No Trade	97.15%	50	Research	85	98	Research Defon Sell	25.27%	52.34%	B	-18
2025/08/04	0.643	No Trade	No Trade	100.00%	50	Research	85	98	Research Defon Sell	26.38%	49.54%	B	-13
2025/08/05	0.638	No Trade	No Trade	96.55%	50	Research	85	98	Research Defon Sell	25.47%	52.24%	B	-10
2025/08/06	0.621	No Trade	No Trade	83.77%	50	Research	85	95	Research Defon Sell	22.10%	55.25%	B	-8
2025/08/07	0.660	No Trade	No Trade	100.00%	50	Research	85	100	Research Defon Sell	29.83%	67.21%	A	-5
2025/08/08	0.669	No Trade	No Trade	100.00%	50	Research	85	100	Research Defon Sell	31.59%	70.53%	A	-2
2025/08/11	0.707	No Trade	No Trade	100.00%	50	Research	85	100	Research Defon Sell	39.02%	77.09%	A	2
2025/08/12	0.720	No Trade	No Trade	100.00%	50	Research	85	100	Research Defon Sell	41.62%	80.68%	A	6
2025/08/13	0.711	No Trade	No Trade	96.02%	50	Research	85	99	Research Defon Sell	39.96%	79.42%	B	10
2025/08/14	0.708	No Trade	No Trade	94.28%	50	Research	85	98	Research Defon Sell	39.23%	59.48%	B	12
2025/08/15	0.691	No Trade	No Trade	86.47%	50	Research	85	96	Research Defon Sell	35.99%	55.87%	B	13
2025/08/18	0.689	No Trade	No Trade	85.60%	50	Research	85	96	Research Defon Sell	35.62%	55.39%	B	12
2025/08/19	0.700	No Trade	No Trade	90.64%	50	Research	85	97	Research Defon Sell	37.72%	40.96%	B	12
2025/08/20	0.703	No Trade	No Trade	92.18%	50	Research	85	98	Research Defon Sell	38.36%	39.20%	B	11
2025/08/21	0.706	No Trade	No Trade	93.78%	50	Research	85	98	Research Defon Sell	39.03%	38.31%	B	10
2025/08/22	0.696	No Trade	No Trade	89.02%	50	Research	85	97	Research Defon Sell	37.05%	40.93%	B	7



Date	9 day	9 vs 21 day	33 day
2025/07/08	Sell_9day	Sell 9 vs 21	Sell 33_Day
2025/07/09	Sell_9day	Sell 9 vs 21	Sell 33_Day
2025/07/10	Buy_9day	Sell 9 vs 21	Buy 33_Day
2025/07/11	Buy_9day	Sell 9 vs 21	Buy 33_Day
2025/07/14	Buy_9day	Sell 9 vs 21	Buy 33_Day
2025/07/15	Buy_9day	Sell 9 vs 21	Buy 33_Day
2025/07/16	Buy_9day	Sell 9 vs 21	Buy 33_Day
2025/07/17	Buy_9day	Buy 9 vs 21	Buy 33_Day
2025/07/18	Buy_9day	Buy 9 vs 21	Buy 33_Day
2025/07/21	Buy_9day	Buy 9 vs 21	Buy 33_Day
2025/07/21	Sell_9day	Buy 9 vs 21	Buy 33_Day
2025/07/22	Sell_9day	Buy 9 vs 21	Buy 33_Day
2025/07/23	Sell_9day	Buy 9 vs 21	Buy 33_Day
2025/07/24	Sell_9day	Buy 9 vs 21	Buy 33_Day
2025/07/25	Sell_9day	Buy 9 vs 21	Sell 33_Day
2025/07/28	Sell_9day	Buy 9 vs 21	Sell 33_Day
2025/07/29	Sell_9day	Buy 9 vs 21	Sell 33_Day
2025/07/30	Sell_9day	Buy 9 vs 21	Buy 33_Day
2025/07/31	Buy_9day	Buy 9 vs 21	Buy 33_Day
2025/08/01	Buy_9day	Sell 9 vs 21	Buy 33_Day
2025/08/04	Buy_9day	Buy 9 vs 21	Buy 33_Day
2025/08/05	Buy_9day	Sell 9 vs 21	Buy 33_Day
2025/08/06	Buy_9day	Sell 9 vs 21	Buy 33_Day
2025/08/07	Buy_9day	Buy 9 vs 21	Buy 33_Day
2025/08/08	Buy_9day	Buy 9 vs 21	Buy 33_Day
2025/08/11	Buy_9day	Buy 9 vs 21	Buy 33_Day
2025/08/12	Buy_9day	Buy 9 vs 21	Buy 33_Day
2025/08/13	Buy_9day	Buy 9 vs 21	Buy 33_Day
2025/08/14	Buy_9day	Buy 9 vs 21	Buy 33_Day
2025/08/15	Buy_9day	Buy 9 vs 21	Buy 33_Day
2025/08/18	Buy_9day	Buy 9 vs 21	Buy 33_Day
2025/08/19	Buy_9day	Buy 9 vs 21	Buy 33_Day
2025/08/20	Buy_9day	Buy 9 vs 21	Buy 33_Day
2025/08/21	Buy_9day	Buy 9 vs 21	Buy 33_Day
2025/08/22	Sell_9day	Buy 9 vs 21	Buy 33_Day



Caterpillar Guidance	Trade
(+) : Mom Days	81
(-) : Mom Days	0
Guided : Factor	66 day
324_Buy Guidance	0.0%
324_Sell Guidance	96.7%
Mom_75 (days)	40.9%
9 vs 21 day	5.99%
Price vs 9 day	-0.94%

S
e
l
l

INTU.NAS

Intuit

Information Technology

Application Software

New York

Market Cap : (B)

179 421

ADP.NAS

Automatic Data Processing, Inc.

Technology

IT Services

New York

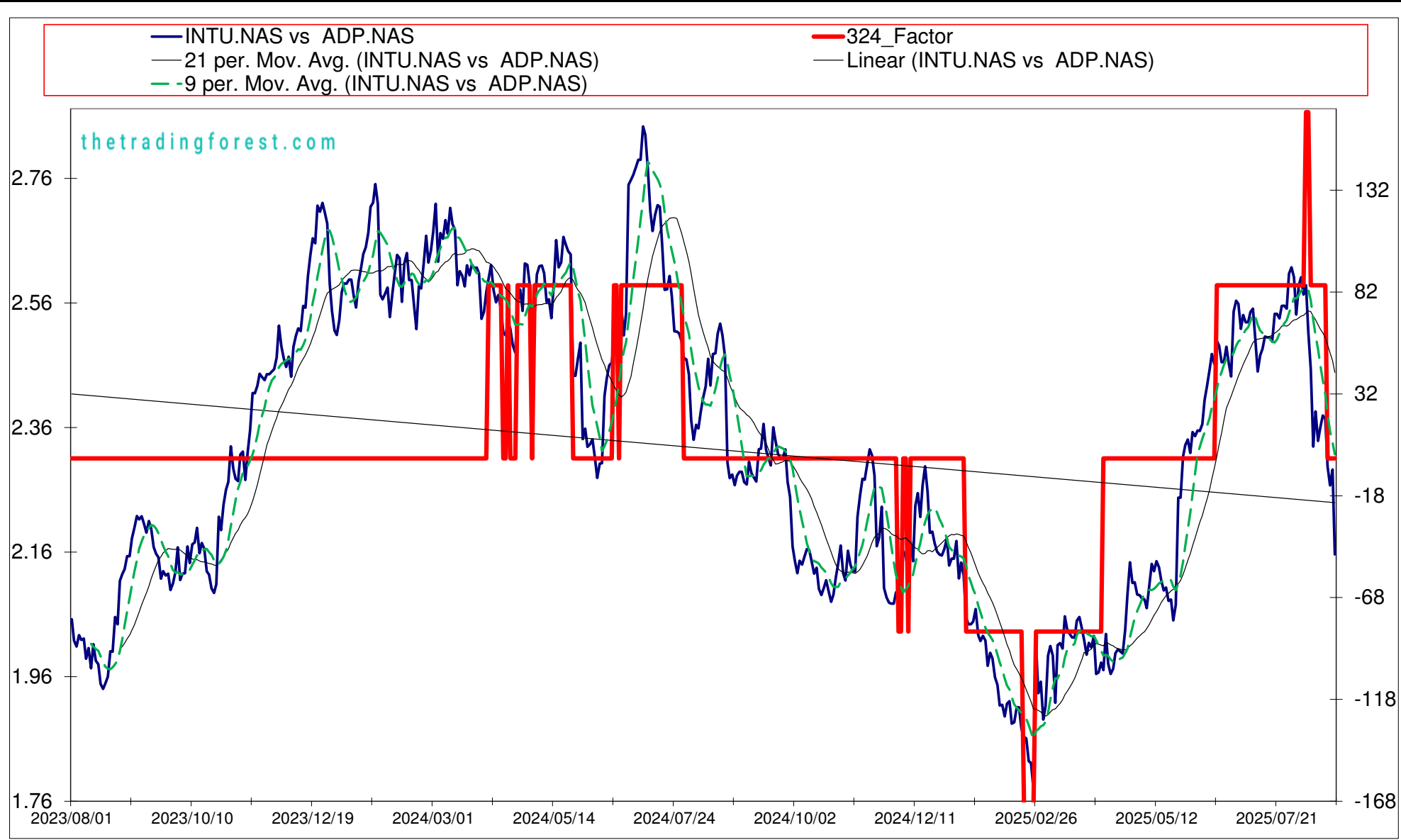
Market Cap : (B)

124 335

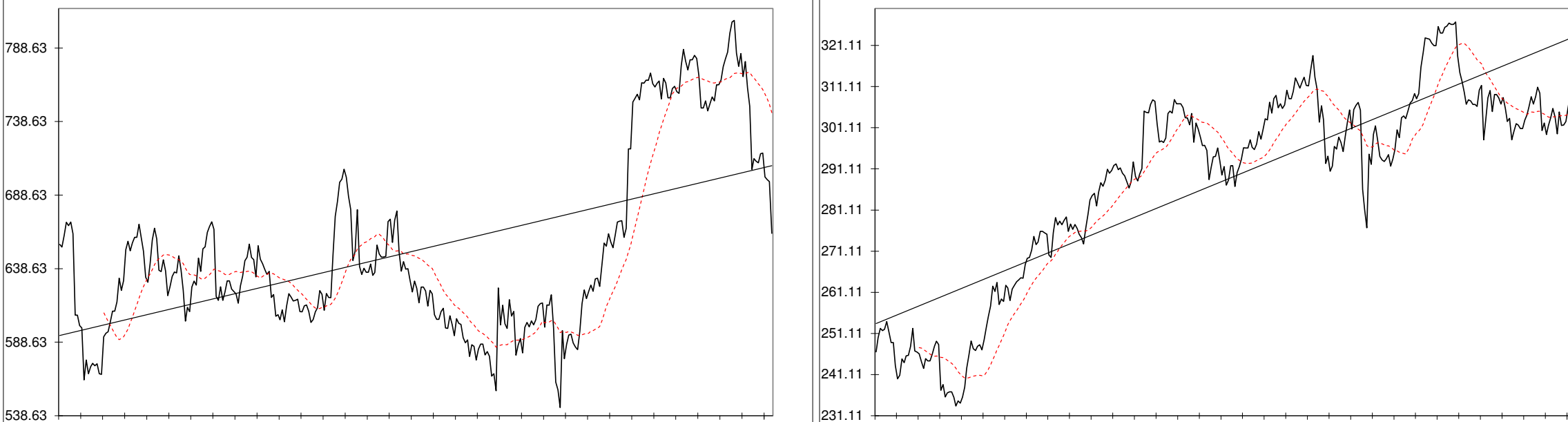
Follow the " 3day to 5day waiting period " before entering the trade : understand the Graph, Trend and Variables

Plan your enrty levels. Focus on the process not the outcome. Expect further short-term deviation from the trade signal. "Patience"

Date	Price or Relative Price	Short_Term_ Radar	Medium_ Term_Radar	Caterpillar_ %	Wise_ Owl(Rnk)	324_Factor	Factor_324	Defcon _Index	Defcon _Index_Trade	Margin of Safety	75_Day_Mom	Trade_Rating (Guidance)	Trendsum
2025/07/01	2.514	No Trade	No Trade	68.48%	50	Research	85	93	Research Defon Sell	14.58%	25.64%	B	21
2025/07/02	2.536	No Trade	No Trade	73.40%	50	Research	85	94	Research Defon Sell	15.62%	23.58%	B	21
2025/07/03	2.525	No Trade	No Trade	71.02%	50	Research	85	93	Research Defon Sell	15.12%	24.36%	B	18
2025/07/04	2.525	No Trade	No Trade	71.12%	50	Research	85	93	Research Defon Sell	15.14%	24.72%	B	17
2025/07/07	2.541	No Trade	No Trade	74.89%	50	Research	85	94	Research Defon Sell	15.94%	25.88%	B	17
2025/07/08	2.546	No Trade	No Trade	76.16%	50	Research	85	94	Research Defon Sell	16.21%	26.17%	B	16
2025/07/09	2.495	Sell_Panda_ST	Sell_Panda_ST	65.32%	50	Research	85	92	Research Defon Sell	13.90%	22.00%	B	12
2025/07/10	2.446	No Trade	No Trade	54.74%	30	Research	85	90	Research Defon Sell	11.65%	19.22%	C	7
2025/07/11	2.471	No Trade	No Trade	60.33%	30	Research	85	91	Research Defon Sell	12.84%	21.54%	C	3
2025/07/14	2.481	No Trade	No Trade	62.82%	30	Research	85	92	Research Defon Sell	13.37%	23.17%	C	-1
2025/07/15	2.502	No Trade	No Trade	67.28%	30	Research	85	92	Research Defon Sell	14.32%	25.66%	C	-2
2025/07/16	2.500	No Trade	No Trade	67.05%	30	Research	85	92	Research Defon Sell	14.27%	24.41%	C	-2
2025/07/17	2.500	No Trade	No Trade	67.17%	30	Research	85	92	Research Defon Sell	14.30%	24.87%	C	-3
2025/07/18	2.494	No Trade	No Trade	65.90%	30	Research	85	92	Research Defon Sell	14.03%	23.40%	C	-5
2025/07/21	2.538	No Trade	No Trade	75.69%	50	Research	85	94	Research Defon Sell	16.11%	29.50%	B	-4
2025/07/21	2.538	No Trade	No Trade	75.69%	50	Research	85	94	Research Defon Sell	16.11%	29.33%	B	-3
2025/07/22	2.531	No Trade	No Trade	74.24%	30	Research	85	94	Research Defon Sell	15.80%	27.95%	C	-2
2025/07/23	2.551	No Trade	No Trade	78.62%	50	Research	85	94	Research Defon Sell	16.73%	29.75%	B	1
2025/07/24	2.551	No Trade	No Trade	78.78%	50	Research	85	94	Research Defon Sell	16.77%	26.03%	B	3
2025/07/25	2.547	No Trade	No Trade	77.93%	50	Research	85	94	Research Defon Sell	16.59%	28.86%	B	5
2025/07/28	2.603	No Trade	No Trade	90.31%	50	Research	85	95	Research Defon Sell	19.22%	32.80%	B	7
2025/07/29	2.613	No Trade	No Trade	92.55%	50	Research	85	96	Research Defon Sell	19.70%	32.73%	B	11
2025/07/30	2.597	No Trade	No Trade	89.22%	50	Research	85	95	Research Defon Sell	18.99%	30.28%	B	15
2025/07/31	2.537	No Trade	No Trade	76.43%	50	Research	85	93	Research Defon Sell	16.27%	26.88%	B	16
2025/08/01	2.583	No Trade	No Trade	86.57%	50	Research	85	95	Research Defon Sell	18.43%	29.43%	B	18
2025/08/04	2.597	No Trade	No Trade	89.75%	50	Research	85	95	Research Defon Sell	19.10%	30.33%	B	16
2025/08/05	2.569	No Trade	No Trade	83.90%	50	Research	85	94	Research Defon Sell	17.86%	26.52%	B	14
2025/08/06	2.584	No Trade	No Trade	87.25%	75	Research	170	95	Research Defon Sell	18.57%	23.80%	A	12
2025/08/07	2.510	No Trade	No Trade	71.27%	50	Research	170	92	Research Defon Sell	15.17%	17.31%	B	8
2025/08/08	2.449	No Trade	No Trade	58.37%	0	Research	85	0	Absolutely no Trade	12.42%	16.30%	C	3
2025/08/11	2.325	No Trade	No Trade	31.82%	0	Research	85	0	Absolutely no Trade	6.77%	10.34%	C	-1
2025/08/12	2.381	No Trade	No Trade	44.08%	0	Research	85	0	Absolutely no Trade	9.38%	14.08%	C	-5
2025/08/13	2.334	No Trade	No Trade	33.96%	0	Research	85	0	Absolutely no Trade	7.23%	11.86%	C	-7
2025/08/14	2.356	No Trade	No Trade	38.75%	0	Research	85	0	Absolutely no Trade	8.25%	13.20%	C	-9
2025/08/15	2.375	No Trade	No Trade	43.02%	0	Research	85	0	Absolutely no Trade	9.16%	14.19%	C	-10
2025/08/18	2.370	No Trade	No Trade	42.19%	0	Research	85	0	Absolutely no Trade	8.98%	14.73%	C	-11
2025/08/19	2.293	No Trade	No Trade	25.71%	0	Absolutely No	0	0	Absolutely no Trade	5.47%	9.15%	C	-14
2025/08/20	2.262	No Trade	No Trade	19.17%	0	Absolutely No	0	0	Absolutely no Trade	4.08%	5.90%	C	-17
2025/08/21	2.288	No Trade	No Trade	24.84%	0	Absolutely No	0	0	Absolutely no Trade	5.29%	7.68%	C	-20
2025/08/22	2.152	No Trade	No Trade	4.60%	0	Absolutely No	0	0	Absolutely no Trade	-0.97%	0.52%	C	-24



Date	9 day	9 vs 21 day	33 day
2025/07/08	Buy_9day	Buy 9 vs 21	Buy 33_Day
2025/07/09	Sell_9day	Buy 9 vs 21	Buy 33_Day
2025/07/10	Sell_9day	Buy 9 vs 21	Buy 33_Day
2025/07/11	Sell_9day	Buy 9 vs 21	Buy 33_Day
2025/07/14	Sell_9day	Buy 9 vs 21	Buy 33_Day
2025/07/15	Sell_9day	Buy 9 vs 21	Buy 33_Day
2025/07/16	Sell_9day	Sell 9 vs 21	Buy 33_Day
2025/07/17	Buy_9day	Sell 9 vs 21	Buy 33_Day
2025/07/18	Buy_9day	Sell 9 vs 21	Buy 33_Day
2025/07/21	Buy_9day	Sell 9 vs 21	Buy 33_Day
2025/07/21	Buy_9day	Sell 9 vs 21	Buy 33_Day
2025/07/22	Buy_9day	Sell 9 vs 21	Buy 33_Day
2025/07/23	Buy_9day	Sell 9 vs 21	Buy 33_Day
2025/07/24	Buy_9day	Buy 9 vs 21	Buy 33_Day
2025/07/25	Buy_9day	Buy 9 vs 21	Buy 33_Day
2025/07/28	Buy_9day	Buy 9 vs 21	Buy 33_Day
2025/07/29	Buy_9day	Buy 9 vs 21	Buy 33_Day
2025/07/30	Buy_9day	Buy 9 vs 21	Buy 33_Day
2025/07/31	Sell_9day	Buy 9 vs 21	Buy 33_Day
2025/08/01	Buy_9day	Buy 9 vs 21	Buy 33_Day
2025/08/04	Buy_9day	Buy 9 vs 21	Buy 33_Day
2025/08/05	Sell_9day	Buy 9 vs 21	Buy 33_Day
2025/08/06	Buy_9day	Buy 9 vs 21	Buy 33_Day
2025/08/07	Sell_9day	Buy 9 vs 21	Sell 33_Day
2025/08/08	Sell_9day	Buy 9 vs 21	Sell 33_Day
2025/08/11	Sell_9day	Sell 9 vs 21	Sell 33_Day
2025/08/12	Sell_9day	Sell 9 vs 21	Sell 33_Day
2025/08/13	Sell_9day	Sell 9 vs 21	Sell 33_Day
2025/08/14	Sell_9day	Sell 9 vs 21	Sell 33_Day
2025/08/15	Sell_9day	Sell 9 vs 21	Sell 33_Day
2025/08/18	Sell_9day	Sell 9 vs 21	Sell 33_Day
2025/08/19	Sell_9day	Sell 9 vs 21	Sell 33_Day
2025/08/20	Sell_9day	Sell 9 vs 21	Sell 33_Day
2025/08/21	Sell_9day	Sell 9 vs 21	Sell 33_Day
2025/08/22	Sell_9day	Sell 9 vs 21	Sell 33_Day

Strategy Universe	Pairs_NYSE_Nasdaq50	Ascendant guidance	Trade	Strategy_Open Date	2025/08/06	Caterpillar Guidance	Trade	
<div><div><div>— INTU.NAS</div><div>----- 21 per. Mov. Avg. (INTU.NAS)</div><div>—— Linear (INTU.NAS)</div></div><div><div>— ADP.NAS</div><div>----- 21 per. Mov. Avg. (ADP.NAS)</div><div>—— Linear (ADP.NAS)</div></div></div> 							(+) : Mom Days	0
							(-) : Mom Days	0
							Guided : Factor	9 vs 21 day
							324_Buy Guidance	78.6%
							324_Sell Guidance	0.0%
							Mom_75 (days)	0.5%
							9 vs 21 day	-5.39%
							Price vs 9 day	-6.94%

S
e
|
|

NTRS.NAS

Northern Trust

Financial

Capital Markets

New York

Market Cap : (B)

21 697

Follow the " 3day to 5day waiting period " before entering the trade : understand the Graph, Trend and Variables

FLT.NYS

Fleetcor

Financial

Financial Services

New York

Market Cap : (B)

26 481

Plan your enrty levels. Focus on the process not the outcome. Expect further short-term deviation from the trade signal. "Patience"

Date	Price or Relative Price	Short_Term_ Radar	Medium_ Term_Radar	Caterpillar_ %	Wise_ Owl(Rnk)	324_Factor	Factor_324	Defcon _Index	Defcon _Index_Trade	Margin of Safety	75_Day_Mom	Trade_Rating (Guidance)	Trendsum
2025/07/01	0.378	No Trade	No Trade	73.62%	50	Research	85	99	Research Defon Sell	12.01%	29.10%	B	24
2025/07/02	0.392	No Trade	No Trade	98.84%	50	Research	85	100	Research Defon Sell	16.12%	35.22%	A	25
2025/07/03	0.388	No Trade	No Trade	92.41%	50	Research	85	99	Research Defon Sell	15.07%	36.69%	A	26
2025/07/04	0.388	No Trade	No Trade	92.12%	50	Research	85	99	Research Defon Sell	15.02%	37.19%	A	27
2025/07/07	0.387	No Trade	No Trade	88.57%	50	Research	85	99	Research Defon Sell	14.45%	37.33%	B	27
2025/07/08	0.379	No Trade	No Trade	74.39%	50	Research	85	97	Research Defon Sell	12.13%	35.34%	B	24
2025/07/09	0.383	Sell_Panda_ST	No Trade	81.75%	50	Research	85	98	Research Defon Sell	13.33%	34.60%	B	22
2025/07/10	0.377	Sell_Panda_ST	No Trade	70.12%	50	Research	85	96	Research Defon Sell	11.44%	33.10%	B	17
2025/07/11	0.388	No Trade	No Trade	89.64%	50	Research	85	99	Research Defon Sell	14.62%	36.75%	A	13
2025/07/14	0.388	No Trade	No Trade	88.12%	50	Research	85	99	Research Defon Sell	14.37%	37.00%	B	10
2025/07/15	0.387	No Trade	No Trade	85.90%	50	Research	85	99	Research Defon Sell	14.01%	38.01%	B	8
2025/07/16	0.382	No Trade	No Trade	76.38%	50	Research	85	97	Research Defon Sell	12.46%	34.90%	B	6
2025/07/17	0.379	No Trade	No Trade	71.69%	50	Research	85	97	Research Defon Sell	11.69%	36.26%	B	5
2025/07/18	0.385	No Trade	No Trade	82.49%	50	Research	85	98	Research Defon Sell	13.45%	39.92%	B	4
2025/07/21	0.380	No Trade	No Trade	71.49%	50	Research	85	97	Research Defon Sell	11.66%	33.14%	B	3
2025/07/21	0.380	No Trade	No Trade	71.49%	50	Research	85	97	Research Defon Sell	11.66%	27.39%	B	3
2025/07/22	0.379	No Trade	No Trade	69.07%	60	Research	170	97	Research Defon Sell	11.27%	27.62%	A	0
2025/07/23	0.361	No Trade	No Trade	37.23%	0	Research	85	0	Absolutely no Trade	6.07%	21.00%	C	-5
2025/07/24	0.386	No Trade	No Trade	82.06%	50	Research	85	99	Research Defon Sell	13.38%	33.22%	B	-9
2025/07/25	0.387	No Trade	No Trade	83.78%	50	Research	85	99	Research Defon Sell	13.66%	31.96%	B	-11
2025/07/28	0.389	No Trade	No Trade	86.60%	50	Research	85	99	Research Defon Sell	14.12%	34.66%	A	-11
2025/07/29	0.397	No Trade	No Trade	99.63%	50	Research	85	100	Research Defon Sell	16.25%	36.24%	A	-10
2025/07/30	0.400	No Trade	No Trade	100.00%	50	Research	85	100	Research Defon Sell	17.10%	40.07%	A	-6
2025/07/31	0.402	No Trade	No Trade	100.00%	50	Research	85	100	Research Defon Sell	17.86%	41.20%	A	-2
2025/08/01	0.402	No Trade	No Trade	98.36%	50	Research	85	100	Research Defon Sell	17.56%	40.42%	A	1
2025/08/04	0.394	No Trade	No Trade	84.43%	50	Research	85	98	Research Defon Sell	15.08%	35.55%	B	3
2025/08/05	0.395	No Trade	No Trade	86.92%	50	Research	85	98	Research Defon Sell	15.52%	37.24%	B	5
2025/08/06	0.399	No Trade	No Trade	92.56%	50	Research	85	99	Research Defon Sell	16.53%	38.95%	A	3
2025/08/07	0.410	No Trade	No Trade	100.00%	50	Research	85	100	Research Defon Sell	19.62%	44.02%	A	5
2025/08/08	0.416	No Trade	No Trade	100.00%	50	Research	85	100	Research Defon Sell	21.57%	42.65%	A	4
2025/08/11	0.412	No Trade	No Trade	93.65%	50	Research	85	99	Research Defon Sell	20.20%	42.14%	B	6
2025/08/12	0.412	No Trade	No Trade	92.68%	50	Research	85	99	Research Defon Sell	19.99%	42.55%	B	8
2025/08/13	0.398	No Trade	No Trade	73.76%	50	Research	85	96	Research Defon Sell	15.91%	35.22%	B	10
2025/08/14	0.401	No Trade	No Trade	78.06%	50	Research	85	96	Research Defon Sell	16.84%	35.91%	B	10
2025/08/15	0.397	No Trade	No Trade	71.72%	50	Research	85	95	Research Defon Sell	15.47%	33.98%	B	11
2025/08/18	0.401	No Trade	No Trade	77.41%	50	Research	85	96	Research Defon Sell	16.70%	35.18%	B	10
2025/08/19	0.397	No Trade	No Trade	71.45%	50	Research	85	95	Research Defon Sell	15.41%	32.14%	B	10
2025/08/20	0.404	No Trade	No Trade	80.64%	75	Research	170	97	Research Defon Sell	17.40%	31.60%	AA	7
2025/08/21	0.401	No Trade	No Trade	75.88%	75	Research	170	96	Research Defon Sell	16.37%	30.40%	AA	4
2025/08/22	0.393	No Trade	No Trade	64.80%	50	Research	170	0	Absolutely no Trade	13.98%	29.97%	B	-1



Date	9 day	9 vs 21 day	33 day
2025/07/08	Sell_9day	Buy 9 vs 21	Buy 33_Day
2025/07/09	Sell_9day	Buy 9 vs 21	Buy 33_Day
2025/07/10	Sell_9day	Buy 9 vs 21	Buy 33_Day
2025/07/11	Buy_9day	Buy 9 vs 21	Buy 33_Day
2025/07/14	Buy_9day	Buy 9 vs 21	Buy 33_Day
2025/07/15	Buy_9day	Buy 9 vs 21	Buy 33_Day
2025/07/16	Sell_9day	Buy 9 vs 21	Buy 33_Day
2025/07/17	Sell_9day	Buy 9 vs 21	Buy 33_Day
2025/07/18	Buy_9day	Buy 9 vs 21	Buy 33_Day
2025/07/21	Sell_9day	Buy 9 vs 21	Buy 33_Day
2025/07/21	Sell_9day	Buy 9 vs 21	Buy 33_Day
2025/07/22	Sell_9day	Buy 9 vs 21	Buy 33_Day
2025/07/23	Sell_9day	Sell 9 vs 21	Sell 33_Day
2025/07/24	Buy_9day	Sell 9 vs 21	Buy 33_Day
2025/07/25	Buy_9day	Sell 9 vs 21	Buy 33_Day
2025/07/28	Buy_9day	Sell 9 vs 21	Buy 33_Day
2025/07/29	Buy_9day	Sell 9 vs 21	Buy 33_Day
2025/07/30	Buy_9day	Sell 9 vs 21	Buy 33_Day
2025/07/31	Buy_9day	Buy 9 vs 21	Buy 33_Day
2025/08/01	Buy_9day	Buy 9 vs 21	Buy 33_Day
2025/08/04	Buy_9day	Buy 9 vs 21	Buy 33_Day
2025/08/05	Buy_9day	Buy 9 vs 21	Buy 33_Day
2025/08/06	Buy_9day	Buy 9 vs 21	Buy 33_Day
2025/08/07	Buy_9day	Buy 9 vs 21	Buy 33_Day
2025/08/08	Buy_9day	Buy 9 vs 21	Buy 33_Day
2025/08/11	Buy_9day	Buy 9 vs 21	Buy 33_Day
2025/08/12	Buy_9day	Buy 9 vs 21	Buy 33_Day
2025/08/13	Sell_9day	Buy 9 vs 21	Buy 33_Day
2025/08/14	Sell_9day	Buy 9 vs 21	Buy 33_Day
2025/08/15	Sell_9day	Buy 9 vs 21	Buy 33_Day
2025/08/18	Sell_9day	Buy 9 vs 21	Buy 33_Day
2025/08/19	Sell_9day	Buy 9 vs 21	Buy 33_Day
2025/08/20	Sell_9day	Buy 9 vs 21	Buy 33_Day
2025/08/21	Sell_9day	Buy 9 vs 21	Buy 33_Day
2025/08/22	Sell_9day	Buy 9 vs 21	Sell 33_Day

Strategy Universe	Pairs_NYSE_Capital Markets	Ascendant guidance	Trade	Strategy_Open Date	2025/08/06	Caterpillar Guidance	Trade
						(+) : Mom Days	82
						(-) : Mom Days	0
						Guided : Factor	66 day
						324_Buy Guidance	0.0%
						324_Sell Guidance	94.3%
						Mom_75 (days)	30.0%
						9 vs 21 day	0.03%
						Price vs 9 day	-1.93%

S
e
l
l

ROK.NYS

Rockwell Automation, Inc.

Industrial

Electrical Equipment

New York

Market Cap : (B)

32 837

SNA.NYS

Snap-on

Industrial

Machinery

New York

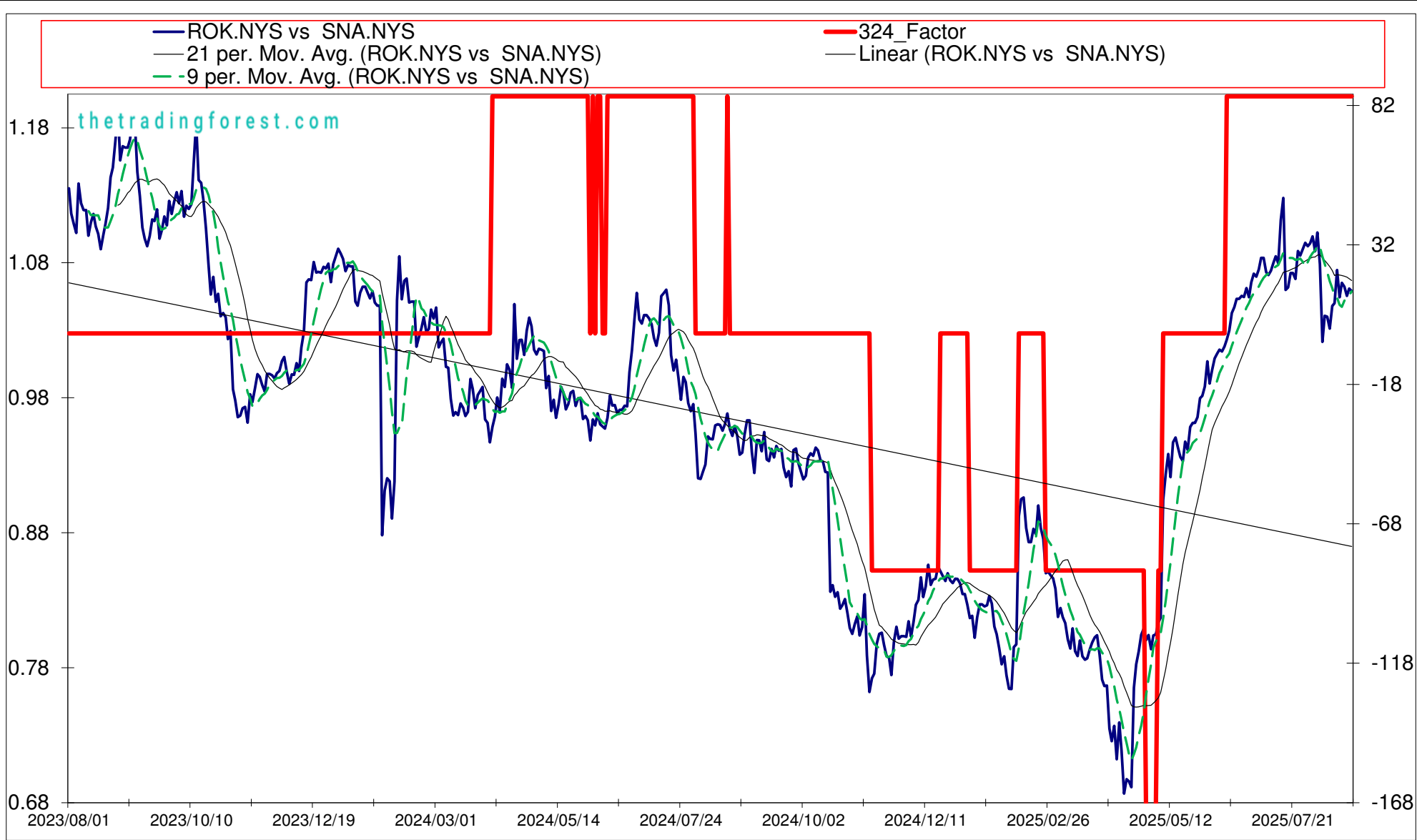
Market Cap : (B)

19 216

Follow the " 3day to 5day waiting period " before entering the trade : understand the Graph, Trend and Variables

Plan your enrty levels. Focus on the process not the outcome. Expect further short-term deviation from the trade signal. "Patience"

Date	Price or Relative Price	Short_Term_ Radar	Medium_ Term_Radar	Caterpillar_ %	Wise_ Owl(Rnk)	324_Factor	Factor_324	Defcon _Index	Defcon _Index_Trade	Margin of Safety	75_Day_Mom	Trade_Rating (Guidance)	Trendsum
2025/07/01	1.065	No Trade	No Trade	90.80%	50	Research	85	92	Research Defon Sell	15.27%	35.24%	C	47
2025/07/02	1.071	No Trade	No Trade	94.26%	50	Research	85	92	Research Defon Sell	15.85%	36.56%	C	47
2025/07/03	1.079	No Trade	No Trade	99.60%	50	Research	85	92	Research Defon Sell	16.75%	35.61%	B	47
2025/07/04	1.079	No Trade	No Trade	99.56%	50	Research	85	92	Research Defon Sell	16.74%	37.65%	B	47
2025/07/07	1.069	No Trade	No Trade	92.70%	50	Research	85	91	Research Defon Sell	15.59%	36.76%	C	46
2025/07/08	1.066	No Trade	No Trade	91.25%	50	Research	85	91	Research Defon Sell	15.34%	36.31%	C	44
2025/07/09	1.070	Sell_Panda_ST	No Trade	93.23%	50	Research	85	91	Research Defon Sell	15.68%	35.55%	C	40
2025/07/10	1.076	No Trade	No Trade	97.06%	50	Research	85	93	Research Defon Sell	16.32%	35.42%	B	37
2025/07/11	1.080	No Trade	No Trade	100.00%	50	Research	85	93	Research Defon Sell	16.82%	35.38%	B	38
2025/07/14	1.075	No Trade	No Trade	96.54%	50	Research	85	92	Research Defon Sell	16.24%	34.47%	B	36
2025/07/15	1.107	No Trade	No Trade	100.00%	50	Research	85	94	Research Defon Sell	19.68%	40.96%	B	36
2025/07/16	1.124	No Trade	No Trade	100.00%	60	Research	85	95	Research Defon Sell	21.45%	46.54%	B	35
2025/07/17	1.055	No Trade	No Trade	65.61%	30	Research	85	0	Absolutely no Trade	14.08%	38.51%	C	32
2025/07/18	1.057	Sell_Panda_ST	Sell_Panda_ST	66.56%	30	Research	85	0	Absolutely no Trade	14.28%	38.70%	C	29
2025/07/21	1.068	Sell_Panda_ST	Sell_Panda_ST	71.84%	50	Research	85	92	Research Defon Sell	15.41%	46.22%	B	27
2025/07/21	1.068	Sell_Panda_ST	Sell_Panda_ST	71.84%	50	Research	85	92	Research Defon Sell	15.41%	48.12%	B	24
2025/07/22	1.063	Sell_Panda_ST	Sell_Panda_ST	69.55%	30	Research	85	0	Absolutely no Trade	14.92%	45.20%	C	21
2025/07/23	1.084	No Trade	No Trade	79.96%	50	Research	85	94	Research Defon Sell	17.15%	53.19%	B	19
2025/07/24	1.081	No Trade	No Trade	78.19%	50	Research	85	93	Research Defon Sell	16.77%	47.06%	B	16
2025/07/25	1.086	No Trade	No Trade	80.55%	50	Research	85	94	Research Defon Sell	17.28%	52.04%	B	14
2025/07/28	1.090	No Trade	No Trade	82.87%	50	Research	85	94	Research Defon Sell	17.78%	59.80%	B	15
2025/07/29	1.088	No Trade	No Trade	81.51%	50	Research	85	94	Research Defon Sell	17.49%	56.99%	B	17
2025/07/30	1.090	No Trade	No Trade	82.49%	50	Research	85	94	Research Defon Sell	17.70%	57.61%	B	19
2025/07/31	1.095	No Trade	No Trade	85.12%	50	Research	85	95	Research Defon Sell	18.26%	59.37%	B	21
2025/08/01	1.084	No Trade	No Trade	79.56%	50	Research	85	94	Research Defon Sell	17.07%	42.54%	B	22
2025/08/04	1.098	No Trade	No Trade	86.44%	50	Research	85	95	Research Defon Sell	18.54%	41.13%	B	22
2025/08/05	1.074	No Trade	No Trade	74.52%	50	Research	85	93	Research Defon Sell	15.99%	36.42%	B	19
2025/08/06	1.017	No Trade	No Trade	45.63%	0	Research	85	0	Absolutely no Trade	9.79%	27.15%	C	17
2025/08/07	1.036	No Trade	No Trade	55.29%	0	Research	85	0	Absolutely no Trade	11.86%	28.81%	C	14
2025/08/08	1.036	No Trade	No Trade	54.90%	0	Research	85	0	Absolutely no Trade	11.78%	30.12%	C	9
2025/08/11	1.027	No Trade	No Trade	50.39%	0	Research	85	0	Absolutely no Trade	10.81%	28.40%	C	6
2025/08/12	1.044	No Trade	No Trade	58.83%	0	Research	85	0	Absolutely no Trade	12.62%	32.22%	C	6
2025/08/13	1.046	No Trade	No Trade	59.77%	0	Research	85	0	Absolutely no Trade	12.82%	30.79%	C	5
2025/08/14	1.070	No Trade	No Trade	72.14%	30	Research	85	92	Research Defon Sell	15.48%	33.73%	C	5
2025/08/15	1.050	No Trade	No Trade	61.91%	0	Research	85	0	Absolutely no Trade	13.28%	29.77%	C	6
2025/08/18	1.061	No Trade	No Trade	67.23%	0	Research	85	0	Absolutely no Trade	14.42%	30.54%	C	6
2025/08/19	1.058	No Trade	No Trade	65.71%	0	Research	85	0	Absolutely no Trade	14.10%	17.54%	C	7
2025/08/20	1.051	No Trade	No Trade	62.25%	0	Research	85	0	Absolutely no Trade	13.36%	14.37%	C	7
2025/08/21	1.056	No Trade	No Trade	64.99%	0	Research	85	0	Absolutely no Trade	13.94%	13.12%	C	7
2025/08/22	1.055	No Trade	No Trade	63.99%	0	Research	85	0	Absolutely no Trade	13.73%	15.02%	C	5



Date	9 day	9 vs 21 day	33 day
2025/07/08	Sell_9day	Buy 9 vs 21	Buy 33_Day
2025/07/09	Sell_9day	Buy 9 vs 21	Buy 33_Day
2025/07/10	Buy_9day	Buy 9 vs 21	Buy 33_Day
2025/07/11	Buy_9day	Buy 9 vs 21	Buy 33_Day
2025/07/14	Buy_9day	Buy 9 vs 21	Buy 33_Day
2025/07/15	Buy_9day	Buy 9 vs 21	Buy 33_Day
2025/07/16	Buy_9day	Buy 9 vs 21	Buy 33_Day
2025/07/17	Sell_9day	Buy 9 vs 21	Buy 33_Day
2025/07/18	Sell_9day	Buy 9 vs 21	Buy 33_Day
2025/07/21	Sell_9day	Buy 9 vs 21	Buy 33_Day
2025/07/21	Sell_9day	Buy 9 vs 21	Buy 33_Day
2025/07/22	Sell_9day	Buy 9 vs 21	Buy 33_Day
2025/07/23	Buy_9day	Buy 9 vs 21	Buy 33_Day
2025/07/24	Buy_9day	Buy 9 vs 21	Buy 33_Day
2025/07/25	Buy_9day	Buy 9 vs 21	Buy 33_Day
2025/07/28	Buy_9day	Sell 9 vs 21	Buy 33_Day
2025/07/29	Buy_9day	Sell 9 vs 21	Buy 33_Day
2025/07/30	Buy_9day	Buy 9 vs 21	Buy 33_Day
2025/07/31	Buy_9day	Buy 9 vs 21	Buy 33_Day
2025/08/01	Sell_9day	Buy 9 vs 21	Buy 33_Day
2025/08/04	Buy_9day	Buy 9 vs 21	Buy 33_Day
2025/08/05	Sell_9day	Buy 9 vs 21	Sell 33_Day
2025/08/06	Sell_9day	Buy 9 vs 21	Sell 33_Day
2025/08/07	Sell_9day	Sell 9 vs 21	Sell 33_Day
2025/08/08	Sell_9day	Sell 9 vs 21	Sell 33_Day
2025/08/11	Sell_9day	Sell 9 vs 21	Sell 33_Day
2025/08/12	Sell_9day	Sell 9 vs 21	Sell 33_Day
2025/08/13	Sell_9day	Sell 9 vs 21	Sell 33_Day
2025/08/14	Buy_9day	Sell 9 vs 21	Sell 33_Day
2025/08/15	Buy_9day	Sell 9 vs 21	Sell 33_Day
2025/08/18	Buy_9day	Sell 9 vs 21	Sell 33_Day
2025/08/19	Buy_9day	Sell 9 vs 21	Sell 33_Day
2025/08/20	Buy_9day	Sell 9 vs 21	Sell 33_Day
2025/08/21	Buy_9day	Sell 9 vs 21	Sell 33_Day
2025/08/22	Buy_9day	Sell 9 vs 21	Sell 33_Day

Strategy Universe	Pairs_NYSE_Industrial	Ascendant guidance	Trade	Strategy_Open Date	2025/08/06	Caterpillar Guidance	Trade	
<div><div><div>— ROK.NYS</div><div>--- 21 per. Mov. Avg. (ROK.NYS)</div><div>— Linear (ROK.NYS)</div></div><div><div>— SNA.NYS</div><div>--- 21 per. Mov. Avg. (SNA.NYS)</div><div>— Linear (SNA.NYS)</div></div></div>							(+): Mom Days	78
							(-): Mom Days	0
							Guided: Factor	66 day
							324_Buy Guidance	0.0%
							324_Sell Guidance	89.2%
							Mom_75 (days)	15.0%
							9 vs 21 day	-0.75%
							Price vs 9 day	0.01%

S
e
l
l

XBI.ARC

SPDR Series Trust SPDR S&P Biotech ETF

Biotechnology

ETF_NYSE_Price

NYSE

Market Cap : (B)

7 042

XHE.ARC

SPDR S&P Health Care Equipment

Health Care

ETF_NYSE_Price

NYSE

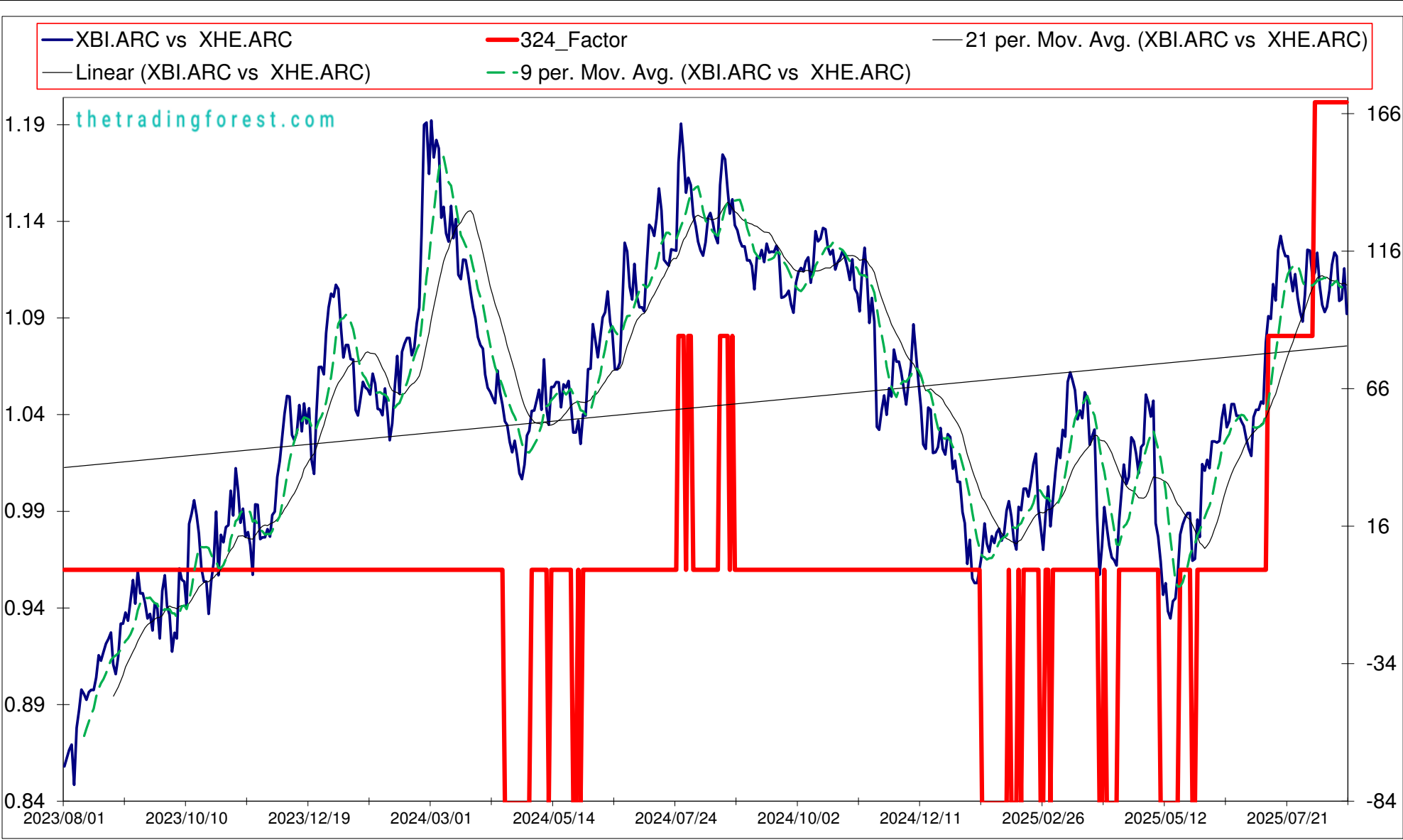
Market Cap : (B)

219

Follow the " 3day to 5day waiting period " before entering the trade : understand the Graph, Trend and Variables

Plan your enrty levels. Focus on the process not the outcome. Expect further short-term deviation from the trade signal. "Patience"

-1.948														-19.016														9.760													
Date	Price or Relative Price	Short_Term_ Radar	Medium_ Term_Radar	Caterpillar_ %	Wise_ Owl(Rnk)	324_Factor	Factor_324	Defcon _Index	Defcon _Index_Trade		Margin of Safety	75_Day_Mom	Trade_Rating (Guidance)	Trendsum																											
2025/07/01	1.018	No Trade	No Trade	9.19%	0	Absolutely No	0	88	Research	Defon Sell	-0.92%	-4.08%	C	16																											
2025/07/02	1.038	No Trade	No Trade	11.59%	0	Absolutely No	0	90	Research	Defon Sell	1.05%	-1.81%	C	12																											
2025/07/03	1.041	No Trade	No Trade	15.88%	0	Absolutely No	0	90	Research	Defon Sell	1.44%	-0.96%	C	9																											
2025/07/04	1.041	No Trade	No Trade	16.08%	0	Absolutely No	0	90	Research	Defon Sell	1.46%	0.48%	C	9																											
2025/07/07	1.046	No Trade	No Trade	21.21%	0	Absolutely No	0	91	Research	Defon Sell	1.92%	0.44%	C	10																											
2025/07/08	1.045	No Trade	No Trade	20.29%	0	Absolutely No	0	91	Research	Defon Sell	1.84%	0.72%	C	13																											
2025/07/09	1.076	No Trade	No Trade	54.59%	0	Absolutely No	0	93	Research	Defon Sell	4.94%	2.45%	C	15																											
2025/07/10	1.090	No Trade	No Trade	69.43%	50	Research	85	94	Research	Defon Sell	6.29%	4.05%	C	17																											
2025/07/11	1.088	No Trade	No Trade	68.21%	50	Research	85	94	Research	Defon Sell	6.18%	6.37%	C	19																											
2025/07/14	1.106	No Trade	No Trade	88.23%	50	Research	85	95	Research	Defon Sell	7.99%	7.67%	C	21																											
2025/07/15	1.098	No Trade	No Trade	79.26%	50	Research	85	95	Research	Defon Sell	7.18%	6.47%	C	22																											
2025/07/16	1.124	No Trade	No Trade	100.00%	50	Research	85	96	Research	Defon Sell	9.72%	13.90%	C	24																											
2025/07/17	1.131	No Trade	No Trade	100.00%	50	Research	85	97	Research	Defon Sell	10.48%	18.34%	B	25																											
2025/07/18	1.125	No Trade	No Trade	93.94%	50	Research	85	97	Research	Defon Sell	9.85%	15.83%	B	27																											
2025/07/21	1.121	No Trade	No Trade	91.01%	50	Research	85	96	Research	Defon Sell	9.54%	13.11%	C	28																											
2025/07/21	1.121	No Trade	No Trade	91.01%	50	Research	85	96	Research	Defon Sell	9.54%	14.29%	C	28																											
2025/07/22	1.111	No Trade	No Trade	82.13%	50	Research	85	95	Research	Defon Sell	8.61%	14.43%	C	26																											
2025/07/23	1.103	Sell_Panda_ST	No Trade	74.50%	50	Research	85	95	Research	Defon Sell	7.81%	14.29%	C	23																											
2025/07/24	1.112	Sell_Panda_ST	No Trade	82.89%	50	Research	85	95	Research	Defon Sell	8.69%	15.36%	B	20																											
2025/07/25	1.099	Sell_Panda_ST	No Trade	71.74%	50	Research	85	94	Research	Defon Sell	7.52%	14.43%	C	15																											
2025/07/28	1.092	No Trade	No Trade	65.36%	30	Research	85	94	Research	Defon Sell	6.85%	11.02%	C	9																											
2025/07/29	1.087	No Trade	No Trade	60.92%	30	Research	85	93	Research	Defon Sell	6.39%	8.79%	C	4																											
2025/07/30	1.101	No Trade	No Trade	74.04%	30	Research	85	95	Research	Defon Sell	7.76%	8.67%	C	-1																											
2025/07/31	1.124	No Trade	No Trade	95.97%	50	Research	85	97	Research	Defon Sell	10.06%	12.08%	C	-1																											
2025/08/01	1.124	No Trade	No Trade	95.69%	50	Research	85	97	Research	Defon Sell	10.03%	11.62%	C	1																											
2025/08/04	1.110	No Trade	No Trade	83.77%	50	Research	85	95	Research	Defon Sell	8.78%	8.09%	C	2																											
2025/08/05	1.112	No Trade	No Trade	85.97%	75	Research	170	96	Research	Defon Sell	9.01%	8.53%	C	5																											
2025/08/06	1.123	No Trade	No Trade	95.69%	75	Research	170	96	Research	Defon Sell	10.03%	10.21%	AA	4																											
2025/08/07	1.106	No Trade	No Trade	80.14%	60	Research	170	95	Research	Defon Sell	8.40%	9.65%	C	3																											
2025/08/08	1.096	No Trade	No Trade	70.87%	50	Research	170	94	Research	Defon Sell	7.43%	7.20%	C	2																											
2025/08/11	1.092	No Trade	No Trade	67.95%	50	Research	170	94	Research	Defon Sell	7.12%	6.68%	C	-2																											
2025/08/12	1.095	No Trade	No Trade	70.62%	50	Research	170	94	Research	Defon Sell	7.40%	4.32%	C	-5																											
2025/08/13	1.103	No Trade	No Trade	78.82%	60	Research	170	95	Research	Defon Sell	8.26%	5.59%	C	-9																											
2025/08/14	1.116	No Trade	No Trade	91.41%	90	Research	170	96	Research	Defon Sell	9.58%	7.57%	C	-12																											
2025/08/15	1.123	No Trade	No Trade	97.52%	90	Research	170	96	Research	Defon Sell	10.22%	7.32%	C	-11																											
2025/08/18	1.121	No Trade	No Trade	96.33%	75	Research	170	96	Research	Defon Sell	10.10%	14.06%	AA	-8																											
2025/08/19	1.098	No Trade	No Trade	74.83%	50	Research	170	94	Research	Defon Sell	7.85%	12.49%	B	-6																											
2025/08/20	1.099	No Trade	No Trade	75.94%	60	Research	170	94	Research	Defon Sell	7.96%	14.10%	B	-4																											
2025/08/21	1.115	No Trade	No Trade	91.03%	75	Research	170	96	Research	Defon Sell	9.54%	17.86%	AA	-5																											
2025/08/22	1.091	No Trade	No Trade	69.11%	50	Research	170	94	Research	Defon Sell	7.25%	14.64%	B	-8																											



Date	9 day	9 vs 21 day	33 day
2025/07/08	Buy_9day	Sell 9 vs 21	Buy 33_Day
2025/07/09	Buy_9day	Buy 9 vs 21	Buy 33_Day
2025/07/10	Buy_9day	Buy 9 vs 21	Buy 33_Day
2025/07/11	Buy_9day	Buy 9 vs 21	Buy 33_Day
2025/07/14	Buy_9day	Buy 9 vs 21	Buy 33_Day
2025/07/15	Buy_9day	Buy 9 vs 21	Buy 33_Day
2025/07/16	Buy_9day	Buy 9 vs 21	Buy 33_Day
2025/07/17	Buy_9day	Buy 9 vs 21	Buy 33_Day
2025/07/18	Buy_9day	Buy 9 vs 21	Buy 33_Day
2025/07/21	Buy_9day	Buy 9 vs 21	Buy 33_Day
2025/07/21	Buy_9day	Buy 9 vs 21	Buy 33_Day
2025/07/22	Sell_9day	Buy 9 vs 21	Buy 33_Day
2025/07/23	Sell_9day	Buy 9 vs 21	Buy 33_Day
2025/07/24	Sell_9day	Buy 9 vs 21	Buy 33_Day
2025/07/25	Sell_9day	Buy 9 vs 21	Buy 33_Day
2025/07/28	Sell_9day	Buy 9 vs 21	Buy 33_Day
2025/07/29	Sell_9day	Buy 9 vs 21	Buy 33_Day
2025/07/30	Sell_9day	Buy 9 vs 21	Buy 33_Day
2025/07/31	Buy_9day	Buy 9 vs 21	Buy 33_Day
2025/08/01	Buy_9day	Buy 9 vs 21	Buy 33_Day
2025/08/04	Buy_9day	Buy 9 vs 21	Buy 33_Day
2025/08/05	Buy_9day	Sell 9 vs 21	Buy 33_Day
2025/08/06	Buy_9day	Sell 9 vs 21	Buy 33_Day
2025/08/07	Sell_9day	Sell 9 vs 21	Buy 33_Day
2025/08/08	Sell_9day	Sell 9 vs 21	Buy 33_Day
2025/08/11	Sell_9day	Sell 9 vs 21	Buy 33_Day
2025/08/12	Sell_9day	Sell 9 vs 21	Buy 33_Day
2025/08/13	Sell_9day	Sell 9 vs 21	Buy 33_Day
2025/08/14	Buy_9day	Sell 9 vs 21	Buy 33_Day
2025/08/15	Buy_9day	Sell 9 vs 21	Buy 33_Day
2025/08/18	Buy_9day	Buy 9 vs 21	Buy 33_Day
2025/08/19	Sell_9day	Sell 9 vs 21	Sell 33_Day
2025/08/20	Sell_9day	Sell 9 vs 21	Sell 33_Day
2025/08/21	Buy_9day	Sell 9 vs 21	Buy 33_Day
2025/08/22	Sell_9day	Buy 9 vs 21	Sell 33_Day

Strategy Universe	NYSE ETF Pairs	Ascendant guidance	Trade	Strategy_Open Date	2025/08/06	Caterpillar Guidance	Trade
						(+) : Mom Days	39
						(-) : Mom Days	0
						Guided : Factor	33 day
						324_Buy Guidance	0.0%
						324_Sell Guidance	91.6%
						Mom_75 (days)	14.6%
						9 vs 21 day	0.06%
						Price vs 9 day	-1.41%

S
e
|
|

BLK.NYS

BlackRock

Financial

Capital Markets

New York

Market Cap : (B)

160 526

Follow the " 3day to 5day waiting period " before entering the trade : understand the Graph, Trend and Variables

FLT.NYS

Fleetcor

Financial

Financial Services

New York

Market Cap : (B)

26 481

Plan your enrty levels. Focus on the process not the outcome. Expect further short-term deviation from the trade signal. "Patience"

Date	Price or Relative Price	Short_Term_ Radar	Medium_ Term_Radar	Caterpillar_ %	Wise_ Owl(Rnk)	324_Factor	Factor_324	Defcon _Index	Defcon _Index_Trade	Margin of Safety	75_Day_Mom	Trade_Rating (Guidance)	Trendsum
2025/07/01	3.111	No Trade	No Trade	26.69%	0	Absolutely No	0	97	Research Defon Sell	2.53%	13.48%	C	7
2025/07/02	3.176	No Trade	No Trade	48.92%	0	Absolutely No	0	99	Research Defon Sell	4.64%	15.54%	C	7
2025/07/03	3.191	No Trade	No Trade	54.09%	0	Absolutely No	0	100	Research Defon Sell	5.13%	15.69%	C	6
2025/07/04	3.191	No Trade	No Trade	53.89%	0	Absolutely No	0	100	Research Defon Sell	5.11%	15.57%	C	8
2025/07/07	3.240	No Trade	No Trade	70.15%	50	Research	85	100	Research Defon Sell	6.65%	19.25%	A	11
2025/07/08	3.237	No Trade	No Trade	68.92%	50	Research	85	100	Research Defon Sell	6.53%	19.68%	A	16
2025/07/09	3.287	No Trade	No Trade	86.31%	50	Research	85	100	Research Defon Sell	8.18%	19.75%	A	18
2025/07/10	3.289	No Trade	No Trade	86.67%	50	Research	85	100	Research Defon Sell	8.22%	22.19%	A	20
2025/07/11	3.396	No Trade	No Trade	100.00%	50	Research	85	100	Research Defon Sell	11.72%	25.35%	A	20
2025/07/14	3.405	No Trade	No Trade	100.00%	50	Research	85	100	Research Defon Sell	11.97%	24.98%	A	23
2025/07/15	3.273	No Trade	No Trade	63.55%	50	Research	85	96	Research Defon Sell	7.60%	19.87%	B	26
2025/07/16	3.309	No Trade	No Trade	73.22%	50	Research	85	97	Research Defon Sell	8.76%	21.92%	B	29
2025/07/17	3.299	Sell_Panda_ST	No Trade	70.22%	50	Research	85	97	Research Defon Sell	8.40%	22.99%	B	29
2025/07/18	3.324	No Trade	No Trade	76.99%	50	Research	85	98	Research Defon Sell	9.21%	23.90%	B	28
2025/07/21	3.304	Sell_Panda_ST	No Trade	71.19%	50	Research	85	97	Research Defon Sell	8.52%	18.24%	B	26
2025/07/21	3.304	Sell_Panda_ST	No Trade	71.19%	50	Research	85	97	Research Defon Sell	8.52%	15.92%	B	26
2025/07/22	3.292	Sell_Panda_ST	No Trade	67.53%	50	Research	85	97	Research Defon Sell	8.08%	16.08%	B	23
2025/07/23	3.256	Sell_Panda_ST	Sell_Panda_ST	57.46%	50	Research	85	96	Research Defon Sell	6.88%	12.97%	C	19
2025/07/24	3.353	No Trade	No Trade	84.01%	50	Research	85	98	Research Defon Sell	10.05%	20.30%	B	17
2025/07/25	3.344	No Trade	No Trade	81.51%	50	Research	85	98	Research Defon Sell	9.75%	16.73%	B	15
2025/07/28	3.352	No Trade	No Trade	83.17%	50	Research	85	98	Research Defon Sell	9.95%	16.53%	B	14
2025/07/29	3.379	No Trade	No Trade	90.34%	50	Research	85	99	Research Defon Sell	10.81%	17.13%	A	15
2025/07/30	3.386	No Trade	No Trade	92.22%	50	Research	85	99	Research Defon Sell	11.03%	19.24%	A	16
2025/07/31	3.424	No Trade	No Trade	100.00%	50	Research	85	100	Research Defon Sell	12.24%	21.31%	A	16
2025/08/01	3.451	No Trade	No Trade	100.00%	50	Research	85	100	Research Defon Sell	13.10%	21.64%	A	17
2025/08/04	3.441	No Trade	No Trade	97.13%	50	Research	85	100	Research Defon Sell	12.73%	19.37%	A	20
2025/08/05	3.483	No Trade	No Trade	100.00%	50	Research	85	100	Research Defon Sell	14.09%	22.76%	A	22
2025/08/06	3.556	No Trade	No Trade	100.00%	50	Research	85	100	Research Defon Sell	16.47%	24.94%	A	24
2025/08/07	3.655	No Trade	No Trade	100.00%	50	Research	85	100	Research Defon Sell	19.66%	29.66%	A	27
2025/08/08	3.729	No Trade	No Trade	100.00%	50	Research	85	100	Research Defon Sell	22.07%	29.30%	A	30
2025/08/11	3.713	No Trade	No Trade	97.39%	60	Research	85	100	Research Defon Sell	21.50%	30.79%	A	31
2025/08/12	3.748	No Trade	No Trade	100.00%	60	Research	85	100	Research Defon Sell	22.63%	33.40%	A	32
2025/08/13	3.664	No Trade	No Trade	87.74%	60	Research	85	98	Research Defon Sell	19.85%	29.05%	B	34
2025/08/14	3.623	No Trade	No Trade	81.69%	50	Research	85	97	Research Defon Sell	18.48%	28.79%	B	33
2025/08/15	3.573	Sell_Panda_ST	No Trade	74.39%	50	Research	85	95	Research Defon Sell	16.83%	27.38%	B	32
2025/08/18	3.590	Sell_Panda_ST	No Trade	76.52%	50	Research	85	96	Research Defon Sell	17.31%	28.01%	B	29
2025/08/19	3.519	Sell_Panda_ST	No Trade	66.23%	30	Research	85	0	Absolutely no Trade	14.99%	24.59%	C	24
2025/08/20	3.566	Sell_Panda_ST	No Trade	72.98%	75	Research	170	95	Research Defon Sell	16.51%	25.57%	AA	18
2025/08/21	3.541	Sell_Panda_ST	No Trade	69.20%	50	Research	170	0	Absolutely no Trade	15.66%	25.49%	B	13
2025/08/22	3.467	No Trade	No Trade	58.44%	50	Research	170	0	Absolutely no Trade	13.22%	26.53%	B	9

S
e
l
l

CAT.NYS

Caterpillar Inc.

Industrial

Machinery

New York

Market Cap : (B)

191 909

ITW.NYS

Illinois Tool Works

Industrial

Machinery

New York

Market Cap : (B)

80 897

Follow the " 3day to 5day waiting period " before entering the trade : understand the Graph, Trend and Variables

Plan your enrty levels. Focus on the process not the outcome. Expect further short-term deviation from the trade signal. "Patience"

-2.558														15.243														-5.960															
Date	Price or Relative Price	Short_Term_ Radar	Medium_ Term_Radar	Caterpillar_ %	Wise_ Owl(Rnk)	324_Factor	Factor_324	Defcon _Index	Defcon _Index_Trade		Margin of Safety	75_Day_Mom	Trade_Rating (Guidance)	Trendsum																													
2025/07/01	1.532	No Trade	No Trade	40.82%	30	Absolutely No	0	98	Research	Defon Sell	4.11%	15.07%	C	39																													
2025/07/02	1.554	No Trade	No Trade	55.35%	30	Absolutely No	0	99	Research	Defon Sell	5.57%	16.40%	C	39																													
2025/07/03	1.539	No Trade	No Trade	45.39%	30	Absolutely No	0	98	Research	Defon Sell	4.57%	15.05%	C	37																													
2025/07/04	1.539	No Trade	No Trade	45.24%	30	Absolutely No	0	98	Research	Defon Sell	4.55%	16.40%	C	34																													
2025/07/07	1.537	Sell_Panda_ST	No Trade	43.61%	30	Absolutely No	0	98	Research	Defon Sell	4.39%	16.34%	C	31																													
2025/07/08	1.529	Sell_Panda_ST	No Trade	37.70%	0	Absolutely No	0	97	Research	Defon Sell	3.80%	15.20%	C	27																													
2025/07/09	1.548	No Trade	No Trade	50.69%	0	Absolutely No	0	99	Research	Defon Sell	5.10%	15.90%	C	23																													
2025/07/10	1.558	No Trade	No Trade	56.91%	0	Absolutely No	0	99	Research	Defon Sell	5.73%	16.56%	C	20																													
2025/07/11	1.563	No Trade	No Trade	60.29%	50	Research	85	100	Research	Defon Sell	6.07%	17.25%	A	20																													
2025/07/14	1.575	No Trade	No Trade	67.93%	50	Research	85	100	Research	Defon Sell	6.84%	16.96%	A	20																													
2025/07/15	1.578	No Trade	No Trade	69.98%	50	Research	85	100	Research	Defon Sell	7.05%	17.99%	A	22																													
2025/07/16	1.608	No Trade	No Trade	89.56%	50	Research	85	100	Research	Defon Sell	9.02%	20.90%	A	25																													
2025/07/17	1.622	No Trade	No Trade	99.27%	50	Research	85	100	Research	Defon Sell	9.99%	22.05%	A	26																													
2025/07/18	1.621	No Trade	No Trade	98.52%	50	Research	85	100	Research	Defon Sell	9.92%	22.30%	A	27																													
2025/07/21	1.610	No Trade	No Trade	90.60%	50	Research	85	99	Research	Defon Sell	9.12%	26.11%	A	28																													
2025/07/21	1.610	No Trade	No Trade	90.60%	50	Research	85	99	Research	Defon Sell	9.12%	26.10%	A	28																													
2025/07/22	1.604	No Trade	No Trade	85.99%	50	Research	85	99	Research	Defon Sell	8.66%	26.99%	B	25																													
2025/07/23	1.624	No Trade	No Trade	99.66%	50	Research	85	100	Research	Defon Sell	10.03%	29.51%	A	24																													
2025/07/24	1.640	No Trade	No Trade	100.00%	50	Research	85	100	Research	Defon Sell	11.11%	28.00%	A	24																													
2025/07/25	1.657	No Trade	No Trade	100.00%	50	Research	85	100	Research	Defon Sell	12.24%	30.00%	A	23																													
2025/07/28	1.665	No Trade	No Trade	100.00%	50	Research	85	100	Research	Defon Sell	12.71%	31.82%	A	22																													
2025/07/29	1.657	No Trade	No Trade	95.68%	50	Research	85	100	Research	Defon Sell	12.16%	29.83%	A	24																													
2025/07/30	1.711	No Trade	No Trade	100.00%	50	Research	85	100	Research	Defon Sell	15.81%	35.02%	A	26																													
2025/07/31	1.711	No Trade	No Trade	99.83%	50	Research	85	100	Research	Defon Sell	15.78%	35.53%	A	27																													
2025/08/01	1.699	No Trade	No Trade	94.52%	50	Research	85	99	Research	Defon Sell	14.94%	33.29%	A	28																													
2025/08/04	1.710	No Trade	No Trade	99.01%	50	Research	85	100	Research	Defon Sell	15.65%	38.77%	A	29																													
2025/08/05	1.696	No Trade	No Trade	92.76%	50	Research	85	99	Research	Defon Sell	14.66%	35.72%	A	26																													
2025/08/06	1.661	No Trade	No Trade	77.70%	90	Research	170	97	Research	Defon Sell	12.28%	31.03%	AAA	23																													
2025/08/07	1.624	Sell_Panda_ST	Sell_Panda_ST	61.97%	50	Research	170	0	Absolutely no	Trade	9.80%	26.95%	B	18																													
2025/08/08	1.621	Sell_Panda_ST	Sell_Panda_ST	60.30%	50	Research	170	0	Absolutely no	Trade	9.53%	26.74%	B	13																													
2025/08/11	1.590	No Trade	No Trade	46.99%	0	Research	85	0	Absolutely no	Trade	7.43%	25.07%	C	8																													
2025/08/12	1.584	No Trade	No Trade	44.37%	0	Research	85	0	Absolutely no	Trade	7.01%	22.91%	C	5																													
2025/08/13	1.548	No Trade	No Trade	28.53%	0	Absolutely No	0	0	Absolutely no	Trade	4.51%	17.93%	C	2																													
2025/08/14	1.591	No Trade	No Trade	46.78%	0	Research	85	0	Absolutely no	Trade	7.40%	19.07%	C	-2																													
2025/08/15	1.577	No Trade	No Trade	40.76%	0	Research	85	0	Absolutely no	Trade	6.44%	17.54%	C	-4																													
2025/08/18	1.592	No Trade	No Trade	46.94%	0	Research	85	0	Absolutely no	Trade	7.42%	18.99%	C	-5																													
2025/08/19	1.576	No Trade	No Trade	40.27%	0	Research	85	0	Absolutely no	Trade	6.37%	18.28%	C	-7																													
2025/08/20	1.605	No Trade	No Trade	52.43%	0	Research	85	0	Absolutely no	Trade	8.29%	20.34%	C	-8																													
2025/08/21	1.601	No Trade	No Trade	50.59%	0	Research	85	0	Absolutely no	Trade	8.00%	19.24%	C	-7																													
2025/08/22	1.617	No Trade	No Trade	57.32%	0	Research	85	0	Absolutely no	Trade	9.06%	18.17%	C	-5																													

S
e
l
l

CAT.NYS

Caterpillar Inc.

Industrial

Machinery

New York

Market Cap : (B)

191 909

SNA.NYS

Snap-on

Industrial

Machinery

New York

Market Cap : (B)

19 216

Follow the " 3day to 5day waiting period " before entering the trade : understand the Graph, Trend and Variables

Plan your enrty levels. Focus on the process not the outcome. Expect further short-term deviation from the trade signal. "Patience"

Date	Price or Relative Price	Short_Term_ Radar	Medium_ Term_Radar	Caterpillar_ %	Wise_ Owl(Rnk)	324_Factor	Factor_324	Defcon _Index	Defcon _Index_Trade	Margin of Safety	75_Day_Mom	Trade_Rating (Guidance)	Trendsum
2025/07/01	1.230	No Trade	No Trade	62.00%	50	Research	85	91	Research Defon Sell	10.80%	19.58%	C	49
2025/07/02	1.245	No Trade	No Trade	69.85%	50	Research	85	92	Research Defon Sell	12.17%	21.61%	C	48
2025/07/03	1.237	No Trade	No Trade	66.03%	50	Research	85	91	Research Defon Sell	11.51%	18.86%	C	46
2025/07/04	1.237	No Trade	No Trade	66.20%	50	Research	85	91	Research Defon Sell	11.53%	20.96%	C	43
2025/07/07	1.234	No Trade	No Trade	65.35%	50	Research	85	91	Research Defon Sell	11.39%	21.31%	C	40
2025/07/08	1.244	No Trade	No Trade	70.22%	50	Research	85	92	Research Defon Sell	12.23%	21.99%	C	36
2025/07/09	1.264	No Trade	No Trade	81.13%	50	Research	85	93	Research Defon Sell	14.14%	23.48%	B	35
2025/07/10	1.273	No Trade	No Trade	85.96%	50	Research	85	94	Research Defon Sell	14.98%	25.72%	B	35
2025/07/11	1.278	No Trade	No Trade	88.70%	50	Research	85	94	Research Defon Sell	15.46%	26.45%	B	35
2025/07/14	1.271	No Trade	No Trade	85.60%	50	Research	85	93	Research Defon Sell	14.92%	25.62%	B	35
2025/07/15	1.292	No Trade	No Trade	96.80%	50	Research	85	95	Research Defon Sell	16.87%	29.10%	B	36
2025/07/16	1.319	No Trade	No Trade	100.00%	60	Research	85	96	Research Defon Sell	19.30%	34.79%	B	37
2025/07/17	1.238	No Trade	No Trade	61.98%	30	Research	85	0	Absolutely no Trade	11.96%	27.14%	C	37
2025/07/18	1.229	Sell_Panda_ST	Sell_Panda_ST	57.94%	30	Research	85	0	Absolutely no Trade	11.18%	25.64%	C	34
2025/07/21	1.249	Sell_Panda_ST	No Trade	67.79%	30	Research	85	0	Absolutely no Trade	13.08%	33.73%	C	32
2025/07/21	1.249	Sell_Panda_ST	No Trade	67.79%	30	Research	85	0	Absolutely no Trade	13.08%	36.54%	C	27
2025/07/22	1.255	Sell_Panda_ST	No Trade	70.73%	50	Research	85	91	Research Defon Sell	13.65%	39.22%	C	23
2025/07/23	1.295	No Trade	No Trade	89.83%	50	Research	85	94	Research Defon Sell	17.34%	46.26%	B	19
2025/07/24	1.300	No Trade	No Trade	92.45%	50	Research	85	95	Research Defon Sell	17.84%	42.50%	B	18
2025/07/25	1.313	No Trade	No Trade	98.73%	50	Research	85	96	Research Defon Sell	19.05%	46.41%	B	17
2025/07/28	1.326	No Trade	No Trade	100.00%	50	Research	85	96	Research Defon Sell	20.29%	51.89%	B	19
2025/07/29	1.322	No Trade	No Trade	98.31%	50	Research	85	96	Research Defon Sell	19.94%	49.37%	B	20
2025/07/30	1.347	No Trade	No Trade	100.00%	50	Research	85	98	Research Defon Sell	22.27%	54.74%	B	22
2025/07/31	1.364	No Trade	No Trade	100.00%	50	Research	85	98	Research Defon Sell	23.82%	56.05%	B	24
2025/08/01	1.349	No Trade	No Trade	94.50%	50	Research	85	97	Research Defon Sell	22.51%	40.03%	B	26
2025/08/04	1.360	No Trade	No Trade	99.06%	50	Research	85	98	Research Defon Sell	23.59%	40.73%	B	25
2025/08/05	1.348	No Trade	No Trade	94.76%	50	Research	85	97	Research Defon Sell	22.57%	38.83%	B	24
2025/08/06	1.323	No Trade	No Trade	85.42%	50	Research	85	96	Research Defon Sell	20.34%	34.02%	B	20
2025/08/07	1.300	Sell_Panda_ST	Sell_Panda_ST	76.44%	50	Research	85	94	Research Defon Sell	18.21%	30.94%	B	16
2025/08/08	1.294	Sell_Panda_ST	Sell_Panda_ST	74.56%	0	Research	85	0	Absolutely no Trade	17.76%	30.59%	C	12
2025/08/11	1.272	No Trade	No Trade	66.42%	0	Research	85	0	Absolutely no Trade	15.82%	28.15%	C	9
2025/08/12	1.268	No Trade	No Trade	64.89%	0	Research	85	0	Absolutely no Trade	15.45%	28.63%	C	5
2025/08/13	1.239	No Trade	No Trade	54.16%	0	Research	85	0	Absolutely no Trade	12.90%	23.04%	C	1
2025/08/14	1.286	No Trade	No Trade	72.03%	0	Research	85	0	Absolutely no Trade	17.16%	25.90%	C	-4
2025/08/15	1.251	No Trade	No Trade	58.82%	0	Research	85	0	Absolutely no Trade	14.01%	21.47%	C	-7
2025/08/18	1.277	No Trade	No Trade	69.10%	0	Research	85	0	Absolutely no Trade	16.46%	23.91%	C	-11
2025/08/19	1.281	No Trade	No Trade	70.95%	0	Research	85	0	Absolutely no Trade	16.90%	25.87%	C	-14
2025/08/20	1.301	No Trade	No Trade	78.84%	50	Research	85	94	Research Defon Sell	18.78%	27.22%	B	-12
2025/08/21	1.300	No Trade	No Trade	78.51%	50	Research	85	94	Research Defon Sell	18.70%	26.05%	B	-9
2025/08/22	1.308	No Trade	No Trade	81.67%	50	Research	85	94	Research Defon Sell	19.45%	24.88%	B	-6



9 day	9 day	9 vs 21 day	33 day
2025/07/08	Buy_9day	Buy 9 vs 21	Buy 33_Day
2025/07/09	Buy_9day	Buy 9 vs 21	Buy 33_Day
2025/07/10	Buy_9day	Buy 9 vs 21	Buy 33_Day
2025/07/11	Buy_9day	Buy 9 vs 21	Buy 33_Day
2025/07/14	Buy_9day	Buy 9 vs 21	Buy 33_Day
2025/07/15	Buy_9day	Buy 9 vs 21	Buy 33_Day
2025/07/16	Buy_9day	Buy 9 vs 21	Buy 33_Day
2025/07/17	Sell_9day	Buy 9 vs 21	Buy 33_Day
2025/07/18	Sell_9day	Buy 9 vs 21	Buy 33_Day
2025/07/21	Sell_9day	Buy 9 vs 21	Buy 33_Day
2025/07/21	Sell_9day	Buy 9 vs 21	Buy 33_Day
2025/07/22	Sell_9day	Buy 9 vs 21	Buy 33_Day
2025/07/23	Buy_9day	Buy 9 vs 21	Buy 33_Day
2025/07/24	Buy_9day	Buy 9 vs 21	Buy 33_Day
2025/07/25	Buy_9day	Buy 9 vs 21	Buy 33_Day
2025/07/28	Buy_9day	Buy 9 vs 21	Buy 33_Day
2025/07/29	Buy_9day	Buy 9 vs 21	Buy 33_Day
2025/07/30	Buy_9day	Buy 9 vs 21	Buy 33_Day
2025/07/31	Buy_9day	Buy 9 vs 21	Buy 33_Day
2025/08/01	Buy_9day	Buy 9 vs 21	Buy 33_Day
2025/08/04	Buy_9day	Buy 9 vs 21	Buy 33_Day
2025/08/05	Buy_9day	Buy 9 vs 21	Buy 33_Day
2025/08/06	Sell_9day	Buy 9 vs 21	Buy 33_Day
2025/08/07	Sell_9day	Buy 9 vs 21	Buy 33_Day
2025/08/08	Sell_9day	Buy 9 vs 21	Buy 33_Day
2025/08/11	Sell_9day	Buy 9 vs 21	Sell 33_Day
2025/08/12	Sell_9day	Buy 9 vs 21	Sell 33_Day
2025/08/13	Sell_9day	Buy 9 vs 21	Sell 33_Day
2025/08/14	Sell_9day	Sell 9 vs 21	Buy 33_Day
2025/08/15	Sell_9day	Sell 9 vs 21	Sell 33_Day
2025/08/18	Sell_9day	Sell 9 vs 21	Sell 33_Day
2025/08/19	Buy_9day	Sell 9 vs 21	Sell 33_Day
2025/08/20	Buy_9day	Sell 9 vs 21	Buy 33_Day
2025/08/21	Buy_9day	Sell 9 vs 21	Buy 33_Day
2025/08/22	Buy_9day	Sell 9 vs 21	Buy 33_Day

Strategy Universe	Pairs_NYSE_Industrial	Ascendant guidance	Trade	Strategy_Open Date	2025/08/06	Caterpillar Guidance	Trade
<div><div><p>CAT.NYS</p><p>21 per. Mov. Avg. (CAT.NYS)</p><p>Linear (CAT.NYS)</p></div><div><p>SNA.NYS</p><p>21 per. Mov. Avg. (SNA.NYS)</p><p>Linear (SNA.NYS)</p></div></div>						(+) : Mom Days	70
						(-) : Mom Days	0
						Guided : Factor	66 day
						324_Buy Guidance	0.0%
						324_Sell Guidance	94.0%
						Mom_75 (days)	24.9%
						9 vs 21 day	-2.08%
						Price vs 9 day	2.28%

56 497

0.628

Date	Price or	Short_Term_	Medium_	Caterpillar_	Wise_	324_Factor	Factor_324	Defcon	Defcon		Margin of	75_Day_Mom	Trade_Rating	Trendsum
	Relative Price	Radar	Term_Radar	%	Owl(Rnk)			_Index	_Index_Trade	Safety	(Guidance)			
2025/07/01	0.739	No Trade	No Trade	7.19%	0	Absolutely No	0	89	Research	Defon Sell	1.34%	6.49%	C	12
2025/07/02	0.756	No Trade	No Trade	19.35%	0	Absolutely No	0	91	Research	Defon Sell	3.62%	10.14%	C	13
2025/07/03	0.747	No Trade	No Trade	12.54%	0	Absolutely No	0	90	Research	Defon Sell	2.35%	12.37%	C	13
2025/07/04	0.747	No Trade	No Trade	12.53%	0	Absolutely No	0	90	Research	Defon Sell	2.34%	15.65%	C	14
2025/07/07	0.736	No Trade	No Trade	4.69%	0	Absolutely No	0	89	Research	Defon Sell	0.88%	11.78%	C	14
2025/07/08	0.728	No Trade	No Trade	0.73%	0	Absolutely No	0	88	Research	Defon Sell	-0.18%	10.54%	C	11
2025/07/09	0.740	No Trade	No Trade	7.32%	0	Absolutely No	0	89	Research	Defon Sell	1.37%	11.01%	C	7
2025/07/10	0.779	No Trade	No Trade	36.31%	0	Absolutely No	0	94	Research	Defon Sell	6.79%	14.61%	C	7
2025/07/11	0.812	No Trade	No Trade	60.02%	50	Research	85	97	Research	Defon Sell	11.23%	21.79%	B	7
2025/07/14	0.813	No Trade	No Trade	61.21%	50	Research	85	97	Research	Defon Sell	11.45%	21.23%	B	9
2025/07/15	0.814	No Trade	No Trade	61.73%	50	Research	85	97	Research	Defon Sell	11.55%	24.41%	B	12
2025/07/16	0.811	No Trade	No Trade	59.13%	50	Research	85	96	Research	Defon Sell	11.06%	21.16%	B	15
2025/07/17	0.800	No Trade	No Trade	51.38%	50	Research	85	95	Research	Defon Sell	9.61%	18.08%	B	15
2025/07/18	0.798	No Trade	No Trade	49.82%	30	Research	85	95	Research	Defon Sell	9.32%	18.22%	C	16
2025/07/21	0.818	No Trade	No Trade	64.50%	50	Research	85	97	Research	Defon Sell	12.07%	22.35%	B	18
2025/07/21	0.818	No Trade	No Trade	64.50%	50	Research	85	97	Research	Defon Sell	12.07%	20.21%	B	20
2025/07/22	0.803	No Trade	No Trade	53.91%	50	Research	85	95	Research	Defon Sell	10.09%	15.92%	B	18
2025/07/23	0.795	Sell_Panda_ST	No Trade	47.40%	30	Research	85	94	Research	Defon Sell	8.87%	14.09%	C	14
2025/07/24	0.815	No Trade	No Trade	62.02%	50	Research	85	97	Research	Defon Sell	11.60%	17.03%	B	8
2025/07/25	0.803	No Trade	No Trade	53.46%	50	Research	85	95	Research	Defon Sell	10.00%	16.13%	B	3
2025/07/28	0.813	No Trade	No Trade	60.56%	50	Research	85	96	Research	Defon Sell	11.33%	15.47%	B	1
2025/07/29	0.820	No Trade	No Trade	65.80%	50	Research	85	97	Research	Defon Sell	12.31%	17.95%	B	5
2025/07/30	0.831	No Trade	No Trade	73.83%	50	Research	85	98	Research	Defon Sell	13.82%	22.14%	B	9
2025/07/31	0.841	No Trade	No Trade	81.22%	50	Research	85	99	Research	Defon Sell	15.20%	23.12%	B	12
2025/08/01	0.855	No Trade	No Trade	91.46%	50	Research	85	99	Research	Defon Sell	17.11%	23.19%	A	15
2025/08/04	0.870	No Trade	No Trade	100.00%	50	Research	85	100	Research	Defon Sell	19.13%	24.86%	A	17
2025/08/05	0.868	No Trade	No Trade	99.01%	50	Research	85	100	Research	Defon Sell	18.94%	23.78%	A	19
2025/08/06	0.860	No Trade	No Trade	92.88%	50	Research	85	99	Research	Defon Sell	17.77%	26.10%	B	20
2025/08/07	0.893	No Trade	No Trade	100.00%	50	Research	85	100	Research	Defon Sell	22.31%	30.51%	A	22
2025/08/08	0.910	No Trade	No Trade	100.00%	50	Research	85	100	Research	Defon Sell	24.68%	34.37%	A	22
2025/08/11	0.944	No Trade	No Trade	100.00%	50	Research	85	100	Research	Defon Sell	29.27%	41.71%	A	24
2025/08/12	0.951	No Trade	No Trade	100.00%	50	Research	85	100	Research	Defon Sell	30.33%	44.87%	A	27
2025/08/13	0.910	No Trade	No Trade	81.39%	50	Research	85	96	Research	Defon Sell	24.69%	37.88%	B	29
2025/08/14	0.918	No Trade	No Trade	85.13%	60	Research	85	97	Research	Defon Sell	25.82%	37.75%	B	31
2025/08/15	0.906	No Trade	No Trade	79.65%	50	Research	85	95	Research	Defon Sell	24.16%	35.55%	B	32
2025/08/18	0.881	Sell_Panda_ST	No Trade	68.26%	30	Research	85	0	Absolutely no Trade		20.71%	32.16%	C	30
2025/08/19	0.881	Sell_Panda_ST	No Trade	68.29%	30	Research	85	0	Absolutely no Trade		20.71%	44.51%	C	26
2025/08/20	0.880	Sell_Panda_ST	No Trade	67.74%	0	Research	85	0	Absolutely no Trade		20.55%	45.76%	C	20
2025/08/21	0.882	Sell_Panda_ST	No Trade	68.44%	0	Research	85	0	Absolutely no Trade		20.76%	48.00%	C	15
2025/08/22	0.934	No Trade	No Trade	92.24%	75	Research	170	98	Research	Defon Sell	27.98%	56.06%	AA	10

S
e
|
|

GS.NYS

Goldman Sachs

Financial

Capital Markets

New York

Follow the " 3day to 5day waiting period " before entering the trade : understand the Graph, Trend and Variables

FLT.NYS

Fleetcor

Financial

Financial Services

New York

Plan your enrty levels. Focus on the process not the outcome. Expect further short-term deviation from the trade signal. "Patience"

Market Cap : (B)

198 445

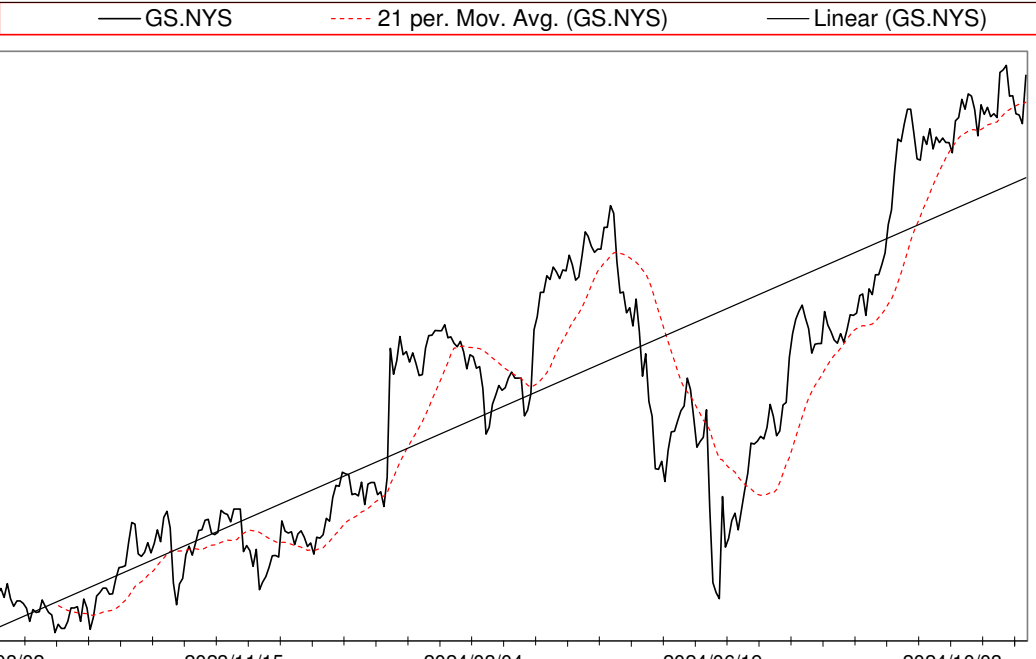
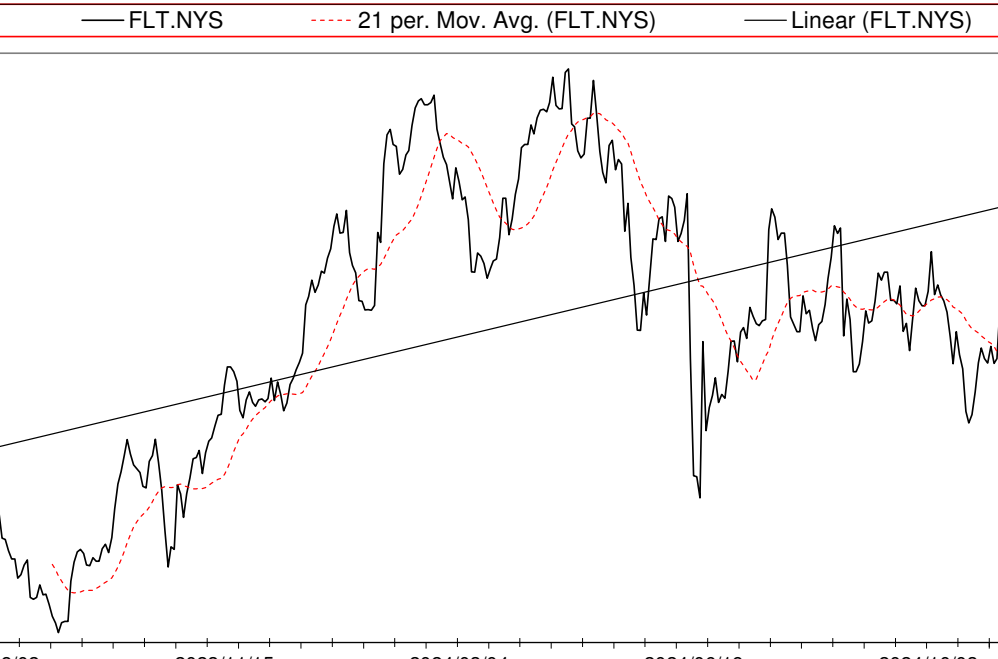
Market Cap : (B)

26 481

Date	Price or Relative Price	Short_Term_ Radar	Medium_ Term_Radar	Caterpillar_ %	Wise_ Owl(Rnk)	324_Factor	Factor_324	Defcon _Index	Defcon _Index_Trade	Margin of Safety	75_Day_Mom	Trade_Rating (Guidance)	Trendsum
2025/07/01	2.085	No Trade	No Trade	58.75%	50	Research	85	98	Research Defon Sell	9.28%	30.47%	B	21
2025/07/02	2.124	No Trade	No Trade	71.30%	50	Research	85	100	Research Defon Sell	11.26%	32.53%	A	22
2025/07/03	2.134	No Trade	No Trade	74.43%	50	Research	85	100	Research Defon Sell	11.75%	34.44%	A	23
2025/07/04	2.134	No Trade	No Trade	74.09%	50	Research	85	100	Research Defon Sell	11.70%	34.27%	A	25
2025/07/07	2.141	No Trade	No Trade	75.22%	50	Research	85	100	Research Defon Sell	11.88%	35.32%	A	26
2025/07/08	2.099	No Trade	No Trade	61.27%	50	Research	85	98	Research Defon Sell	9.67%	31.64%	B	28
2025/07/09	2.103	Sell_Panda_ST	No Trade	62.19%	50	Research	85	98	Research Defon Sell	9.82%	29.02%	B	27
2025/07/10	2.112	Sell_Panda_ST	No Trade	64.93%	50	Research	85	99	Research Defon Sell	10.25%	30.35%	B	27
2025/07/11	2.173	No Trade	No Trade	84.64%	50	Research	85	100	Research Defon Sell	13.36%	35.33%	A	28
2025/07/14	2.185	No Trade	No Trade	87.67%	50	Research	85	100	Research Defon Sell	13.84%	38.90%	A	28
2025/07/15	2.198	No Trade	No Trade	91.49%	60	Research	85	100	Research Defon Sell	14.44%	40.31%	A	31
2025/07/16	2.167	No Trade	No Trade	81.00%	50	Research	85	99	Research Defon Sell	12.79%	38.34%	B	34
2025/07/17	2.106	No Trade	No Trade	60.60%	50	Research	85	96	Research Defon Sell	9.57%	35.18%	B	34
2025/07/18	2.133	Sell_Panda_ST	No Trade	69.11%	50	Research	85	97	Research Defon Sell	10.91%	35.82%	B	34
2025/07/21	2.134	Sell_Panda_ST	No Trade	68.52%	50	Research	85	97	Research Defon Sell	10.82%	32.61%	B	32
2025/07/21	2.134	Sell_Panda_ST	No Trade	68.52%	50	Research	85	97	Research Defon Sell	10.82%	30.82%	B	31
2025/07/22	2.095	Sell_Panda_ST	Sell_Panda_ST	55.31%	50	Research	85	95	Research Defon Sell	8.73%	29.76%	B	27
2025/07/23	2.085	Sell_Panda_ST	Sell_Panda_ST	51.61%	0	Research	85	0	Absolutely no Trade	8.15%	27.69%	C	21
2025/07/24	2.156	No Trade	No Trade	74.66%	50	Research	85	98	Research Defon Sell	11.79%	34.27%	B	16
2025/07/25	2.170	No Trade	No Trade	79.02%	50	Research	85	99	Research Defon Sell	12.48%	32.82%	B	13
2025/07/28	2.170	No Trade	No Trade	77.92%	50	Research	85	99	Research Defon Sell	12.30%	34.08%	B	11
2025/07/29	2.205	No Trade	No Trade	89.10%	50	Research	85	100	Research Defon Sell	14.07%	35.00%	A	11
2025/07/30	2.220	No Trade	No Trade	93.60%	50	Research	85	100	Research Defon Sell	14.78%	36.75%	A	13
2025/07/31	2.240	No Trade	No Trade	99.74%	50	Research	85	100	Research Defon Sell	15.75%	37.69%	A	15
2025/08/01	2.243	No Trade	No Trade	100.00%	50	Research	85	100	Research Defon Sell	15.84%	35.89%	A	17
2025/08/04	2.238	No Trade	No Trade	97.62%	50	Research	85	100	Research Defon Sell	15.46%	32.49%	A	20
2025/08/05	2.263	No Trade	No Trade	100.00%	50	Research	85	100	Research Defon Sell	16.66%	34.48%	A	22
2025/08/06	2.300	No Trade	No Trade	100.00%	50	Research	85	100	Research Defon Sell	18.54%	35.77%	A	22
2025/08/07	2.364	No Trade	No Trade	100.00%	50	Research	85	100	Research Defon Sell	21.75%	39.70%	A	23
2025/08/08	2.391	No Trade	No Trade	100.00%	50	Research	85	100	Research Defon Sell	23.08%	38.64%	A	24
2025/08/11	2.368	No Trade	No Trade	94.14%	50	Research	85	99	Research Defon Sell	21.73%	39.86%	A	26
2025/08/12	2.403	No Trade	No Trade	100.00%	50	Research	85	100	Research Defon Sell	23.48%	42.79%	A	28
2025/08/13	2.352	No Trade	No Trade	88.67%	50	Research	85	98	Research Defon Sell	20.82%	37.04%	B	29
2025/08/14	2.333	No Trade	No Trade	84.30%	50	Research	85	97	Research Defon Sell	19.79%	36.15%	B	29
2025/08/15	2.300	Sell_Panda_ST	No Trade	76.85%	50	Research	85	96	Research Defon Sell	18.04%	34.90%	B	29
2025/08/18	2.310	Sell_Panda_ST	No Trade	78.15%	50	Research	85	96	Research Defon Sell	18.35%	37.17%	B	26
2025/08/19	2.250	Sell_Panda_ST	Sell_Panda_ST	64.83%	0	Research	85	0	Absolutely no Trade	15.22%	32.81%	C	22
2025/08/20	2.278	Sell_Panda_ST	No Trade	70.73%	50	Research	170	0	Absolutely no Trade	16.60%	31.65%	B	16
2025/08/21	2.254	No Trade	No Trade	65.31%	50	Research	170	0	Absolutely no Trade	15.33%	30.07%	B	10
2025/08/22	2.240	No Trade	No Trade	62.09%	50	Research	170	0	Absolutely no Trade	14.58%	32.46%	B	5



Date	9 day	9 vs 21 day	33 day
2025/07/08	Sell_9day	Buy 9 vs 21	Buy 33_Day
2025/07/09	Sell_9day	Buy 9 vs 21	Buy 33_Day
2025/07/10	Sell_9day	Buy 9 vs 21	Buy 33_Day
2025/07/11	Buy_9day	Buy 9 vs 21	Buy 33_Day
2025/07/14	Buy_9day	Buy 9 vs 21	Buy 33_Day
2025/07/15	Buy_9day	Buy 9 vs 21	Buy 33_Day
2025/07/16	Buy_9day	Buy 9 vs 21	Buy 33_Day
2025/07/17	Sell_9day	Buy 9 vs 21	Buy 33_Day
2025/07/18	Sell_9day	Buy 9 vs 21	Buy 33_Day
2025/07/21	Sell_9day	Buy 9 vs 21	Buy 33_Day
2025/07/21	Sell_9day	Buy 9 vs 21	Buy 33_Day
2025/07/22	Sell_9day	Buy 9 vs 21	Buy 33_Day
2025/07/23	Sell_9day	Buy 9 vs 21	Buy 33_Day
2025/07/24	Buy_9day	Buy 9 vs 21	Buy 33_Day
2025/07/25	Buy_9day	Sell 9 vs 21	Buy 33_Day
2025/07/28	Buy_9day	Sell 9 vs 21	Buy 33_Day
2025/07/29	Buy_9day	Buy 9 vs 21	Buy 33_Day
2025/07/30	Buy_9day	Buy 9 vs 21	Buy 33_Day
2025/07/31	Buy_9day	Buy 9 vs 21	Buy 33_Day
2025/08/01	Buy_9day	Buy 9 vs 21	Buy 33_Day
2025/08/04	Buy_9day	Buy 9 vs 21	Buy 33_Day
2025/08/05	Buy_9day	Buy 9 vs 21	Buy 33_Day
2025/08/06	Buy_9day	Buy 9 vs 21	Buy 33_Day
2025/08/07	Buy_9day	Buy 9 vs 21	Buy 33_Day
2025/08/08	Buy_9day	Buy 9 vs 21	Buy 33_Day
2025/08/11	Buy_9day	Buy 9 vs 21	Buy 33_Day
2025/08/12	Buy_9day	Buy 9 vs 21	Buy 33_Day
2025/08/13	Buy_9day	Buy 9 vs 21	Buy 33_Day
2025/08/14	Sell_9day	Buy 9 vs 21	Buy 33_Day
2025/08/15	Sell_9day	Buy 9 vs 21	Buy 33_Day
2025/08/18	Sell_9day	Buy 9 vs 21	Buy 33_Day
2025/08/19	Sell_9day	Buy 9 vs 21	Buy 33_Day
2025/08/20	Sell_9day	Buy 9 vs 21	Buy 33_Day
2025/08/21	Sell_9day	Buy 9 vs 21	Buy 33_Day
2025/08/22	Sell_9day	Buy 9 vs 21	Buy 33_Day

Strategy Universe		Pairs_NYSE_Capital Markets		Ascendant guidance		Trade	Strategy_Open Date	2025/08/06	Caterpillar Guidance	Trade		
<div><div><div>GS.NYS</div><div>21 per. Mov. Avg. (GS.NYS)</div><div>Linear (GS.NYS)</div></div><div><div>FLT.NYS</div><div>21 per. Mov. Avg. (FLT.NYS)</div><div>Linear (FLT.NYS)</div></div></div>											(+) : Mom Days	89
										(-) : Mom Days	0	
										Guided : Factor	66 day	
										324_Buy Guidance	0.0%	
										324_Sell Guidance	93.2%	
										Mom_75 (days)	32.5%	
										9 vs 21 day	0.95%	
										Price vs 9 day	-2.70%	

Share

HSY.NYS

Hershey's

Consumer Staples

Food Products

New York

Market Cap : (B)

25 827

CPB.NYS

Campbell Soup Company

Consumer Staples

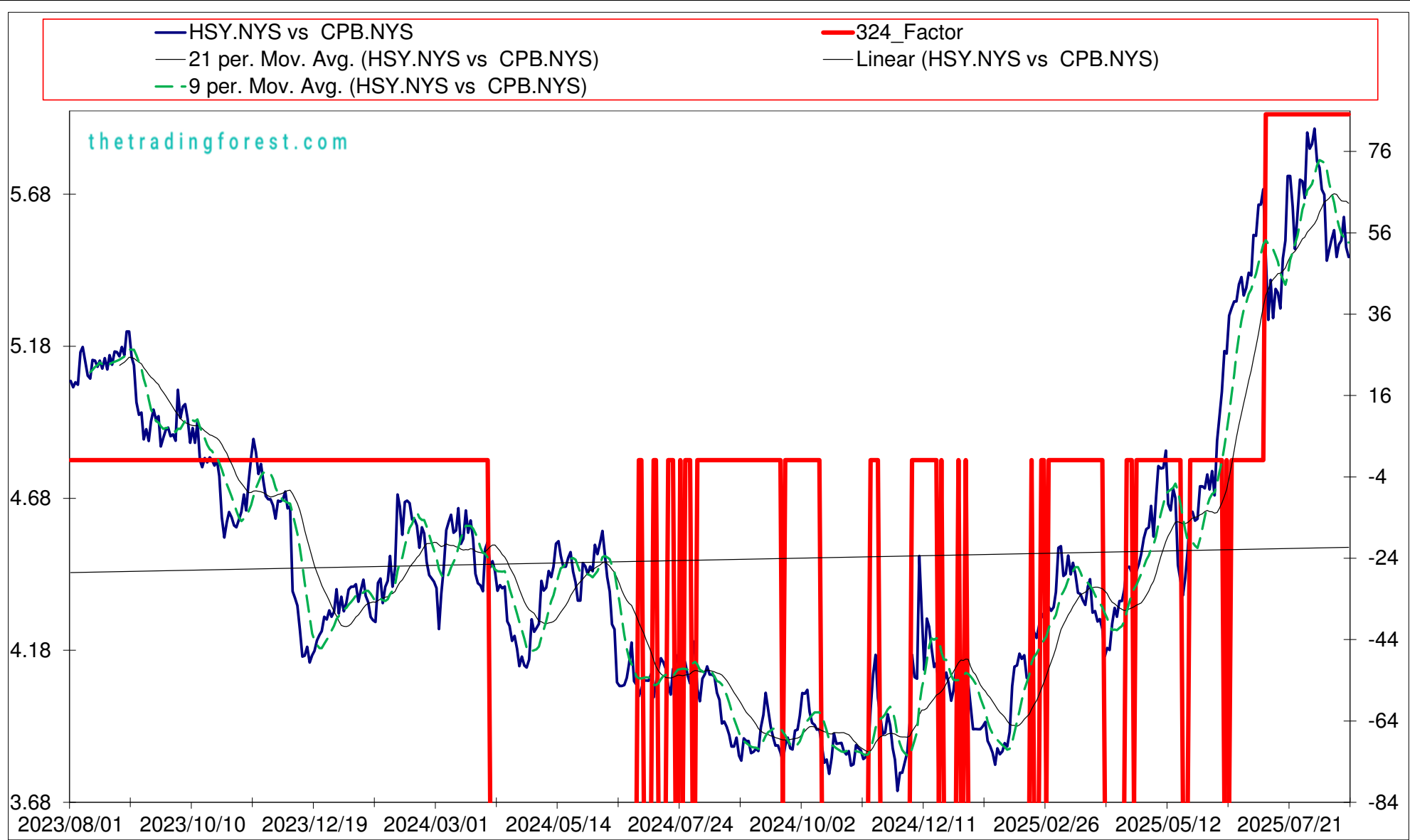
Food Products

New York

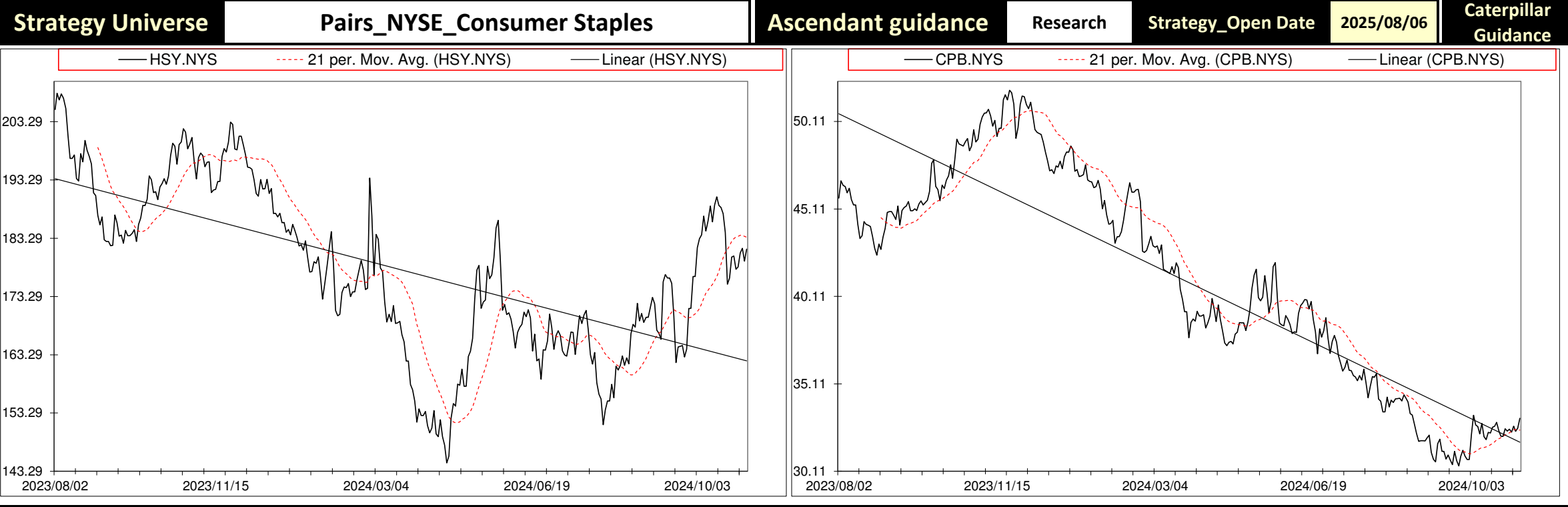
Market Cap : (B)

#VALUE!

Date	Price or Relative Price	Short_Term_ Radar	Medium_ Term_Radar	Caterpillar_ %	Wise_ Owl(Rnk)	324_Factor	Factor_324	Defcon _Index	Defcon _Index_Trade	Margin of Safety	75_Day_Mom	Trade_Rating (Guidance)	Trendsum
2025/07/01	5.548	No Trade	No Trade	39.82%	30	Absolutely No	0	100	Research Defon Sell	12.59%	24.13%	C	40
2025/07/02	5.544	No Trade	No Trade	40.86%	30	Absolutely No	0	100	Research Defon Sell	12.45%	25.14%	C	42
2025/07/03	5.647	No Trade	No Trade	47.48%	30	Absolutely No	0	100	Research Defon Sell	14.47%	29.21%	C	43
2025/07/04	5.647	No Trade	No Trade	50.34%	30	Absolutely No	0	100	Research Defon Sell	14.40%	29.33%	C	44
2025/07/07	5.698	No Trade	No Trade	56.19%	30	Absolutely No	0	100	Research Defon Sell	15.22%	31.08%	C	44
2025/07/08	5.475	No Trade	No Trade	39.27%	50	Research	85	96	Research Defon Sell	10.63%	26.42%	B	43
2025/07/09	5.268	Sell_Panda_ST	Sell_Panda_ST	23.65%	30	Research	85	0	Absolutely no Trade	6.40%	20.00%	C	40
2025/07/10	5.400	Sell_Panda_ST	No Trade	33.21%	30	Research	85	0	Absolutely no Trade	8.99%	22.29%	C	37
2025/07/11	5.274	Sell_Panda_ST	Sell_Panda_ST	23.59%	30	Research	85	0	Absolutely no Trade	6.39%	22.49%	C	31
2025/07/14	5.370	Sell_Panda_ST	Sell_Panda_ST	30.01%	0	Research	85	0	Absolutely no Trade	8.13%	24.57%	C	26
2025/07/15	5.357	Sell_Panda_ST	Sell_Panda_ST	31.12%	0	Research	85	0	Absolutely no Trade	7.81%	25.27%	C	21
2025/07/16	5.306	Sell_Panda_ST	Sell_Panda_ST	26.75%	0	Research	85	0	Absolutely no Trade	6.71%	23.84%	C	19
2025/07/17	5.471	No Trade	No Trade	41.73%	50	Research	85	96	Research Defon Sell	9.96%	28.69%	B	18
2025/07/18	5.529	No Trade	No Trade	48.28%	50	Research	85	97	Research Defon Sell	11.07%	32.84%	B	18
2025/07/21	5.741	No Trade	No Trade	65.99%	50	Research	85	100	Research Defon Sell	15.12%	37.04%	A	19
2025/07/21	5.741	No Trade	No Trade	65.99%	50	Research	85	100	Research Defon Sell	15.12%	37.27%	A	21
2025/07/22	5.641	No Trade	No Trade	56.89%	50	Research	85	98	Research Defon Sell	13.04%	32.14%	B	22
2025/07/23	5.501	No Trade	No Trade	44.36%	50	Research	85	96	Research Defon Sell	10.17%	27.30%	B	22
2025/07/24	5.614	No Trade	No Trade	53.92%	50	Research	85	98	Research Defon Sell	12.36%	30.80%	B	19
2025/07/25	5.729	No Trade	No Trade	63.73%	50	Research	85	100	Research Defon Sell	14.61%	31.91%	A	16
2025/07/28	5.725	No Trade	No Trade	62.42%	50	Research	85	100	Research Defon Sell	14.31%	31.80%	A	15
2025/07/29	5.669	No Trade	No Trade	57.30%	50	Research	85	99	Research Defon Sell	13.13%	29.44%	B	11
2025/07/30	5.884	No Trade	No Trade	75.74%	50	Research	85	100	Research Defon Sell	17.36%	32.16%	A	13
2025/07/31	5.831	No Trade	No Trade	70.80%	50	Research	85	99	Research Defon Sell	16.23%	30.84%	A	14
2025/08/01	5.846	No Trade	No Trade	71.81%	50	Research	85	99	Research Defon Sell	16.46%	31.71%	A	15
2025/08/04	5.897	No Trade	No Trade	75.30%	50	Research	85	100	Research Defon Sell	17.26%	33.41%	A	18
2025/08/05	5.790	No Trade	No Trade	65.76%	50	Research	85	98	Research Defon Sell	15.07%	30.34%	B	20
2025/08/06	5.769	No Trade	No Trade	63.61%	50	Research	85	98	Research Defon Sell	14.58%	29.18%	B	21
2025/08/07	5.697	Sell_Panda_ST	No Trade	57.11%	50	Research	85	97	Research Defon Sell	13.09%	26.63%	B	21
2025/08/08	5.680	Sell_Panda_ST	No Trade	55.34%	50	Research	85	96	Research Defon Sell	12.68%	24.85%	B	17
2025/08/11	5.463	Sell_Panda_ST	Sell_Panda_ST	35.70%	0	Research	85	0	Absolutely no Trade	8.18%	19.28%	C	12
2025/08/12	5.498	No Trade	No Trade	38.39%	0	Research	85	0	Absolutely no Trade	8.80%	19.89%	C	7
2025/08/13	5.533	No Trade	No Trade	41.22%	0	Research	85	0	Absolutely no Trade	9.45%	18.83%	C	3
2025/08/14	5.564	No Trade	No Trade	43.53%	0	Research	85	0	Absolutely no Trade	9.98%	22.14%	C	2
2025/08/15	5.475	No Trade	No Trade	35.61%	0	Research	85	0	Absolutely no Trade	8.16%	16.88%	C	1
2025/08/18	5.516	No Trade	No Trade	38.34%	0	Research	85	0	Absolutely no Trade	8.79%	15.22%	C	1
2025/08/19	5.530	No Trade	No Trade	39.22%	0	Research	85	0	Absolutely no Trade	8.99%	15.70%	C	2
2025/08/20	5.606	No Trade	No Trade	45.51%	50	Research	85	95	Research Defon Sell	10.43%	17.26%	B	3
2025/08/21	5.507	No Trade	No Trade	36.69%	0	Research	85	0	Absolutely no Trade	8.41%	13.81%	C	5
2025/08/22	5.475	No Trade	No Trade	35.80%	0	Research	85	0	Absolutely no Trade	7.71%	17.41%	C	3



Date	9 day	9 vs 21 day	33 day
2025/07/08	Sell_9day	Buy 9 vs 21	Buy 33_Day
2025/07/09	Sell_9day	Buy 9 vs 21	Buy 33_Day
2025/07/10	Sell_9day	Buy 9 vs 21	Buy 33_Day
2025/07/11	Sell_9day	Buy 9 vs 21	Buy 33_Day
2025/07/14	Sell_9day	Buy 9 vs 21	Buy 33_Day
2025/07/15	Sell_9day	Buy 9 vs 21	Buy 33_Day
2025/07/16	Sell_9day	Buy 9 vs 21	Buy 33_Day
2025/07/17	Buy_9day	Sell 9 vs 21	Buy 33_Day
2025/07/18	Buy_9day	Sell 9 vs 21	Buy 33_Day
2025/07/21	Buy_9day	Sell 9 vs 21	Buy 33_Day
2025/07/21	Buy_9day	Sell 9 vs 21	Buy 33_Day
2025/07/22	Buy_9day	Buy 9 vs 21	Buy 33_Day
2025/07/23	Sell_9day	Buy 9 vs 21	Buy 33_Day
2025/07/24	Buy_9day	Buy 9 vs 21	Buy 33_Day
2025/07/25	Buy_9day	Buy 9 vs 21	Buy 33_Day
2025/07/28	Buy_9day	Buy 9 vs 21	Buy 33_Day
2025/07/29	Buy_9day	Buy 9 vs 21	Buy 33_Day
2025/07/30	Buy_9day	Buy 9 vs 21	Buy 33_Day
2025/07/31	Buy_9day	Buy 9 vs 21	Buy 33_Day
2025/08/01	Buy_9day	Buy 9 vs 21	Buy 33_Day
2025/08/04	Buy_9day	Buy 9 vs 21	Buy 33_Day
2025/08/05	Buy_9day	Buy 9 vs 21	Buy 33_Day
2025/08/06	Sell_9day	Buy 9 vs 21	Buy 33_Day
2025/08/07	Sell_9day	Buy 9 vs 21	Buy 33_Day
2025/08/08	Sell_9day	Buy 9 vs 21	Buy 33_Day
2025/08/11	Sell_9day	Buy 9 vs 21	Sell 33_Day
2025/08/12	Sell_9day	Buy 9 vs 21	Sell 33_Day
2025/08/13	Sell_9day	Buy 9 vs 21	Sell 33_Day
2025/08/14	Sell_9day	Sell 9 vs 21	Sell 33_Day
2025/08/15	Sell_9day	Sell 9 vs 21	Sell 33_Day
2025/08/18	Sell_9day	Sell 9 vs 21	Sell 33_Day
2025/08/19	Sell_9day	Sell 9 vs 21	Sell 33_Day
2025/08/20	Buy_9day	Sell 9 vs 21	Buy 33_Day
2025/08/21	Sell_9day	Sell 9 vs 21	Sell 33_Day
2025/08/22	Sell_9day	Sell 9 vs 21	Sell 33_Day



Trade	
(+) : Mom Days	68
(-) : Mom Days	0
Guided : Factor	33 day
324_Buy Guidance	0.0%
324_Sell Guidance	92.8%
Mom_75 (days)	17.4%
9 vs 21 day	-2.28%
Price vs 9 day	-0.87%

S
e
l
l

MSFT.NAS

Microsoft Corporation

Technology

Software

New York

Market Cap : (B)

3 100 345

CRM.NYS

Salesforce

Technology

Software

New York

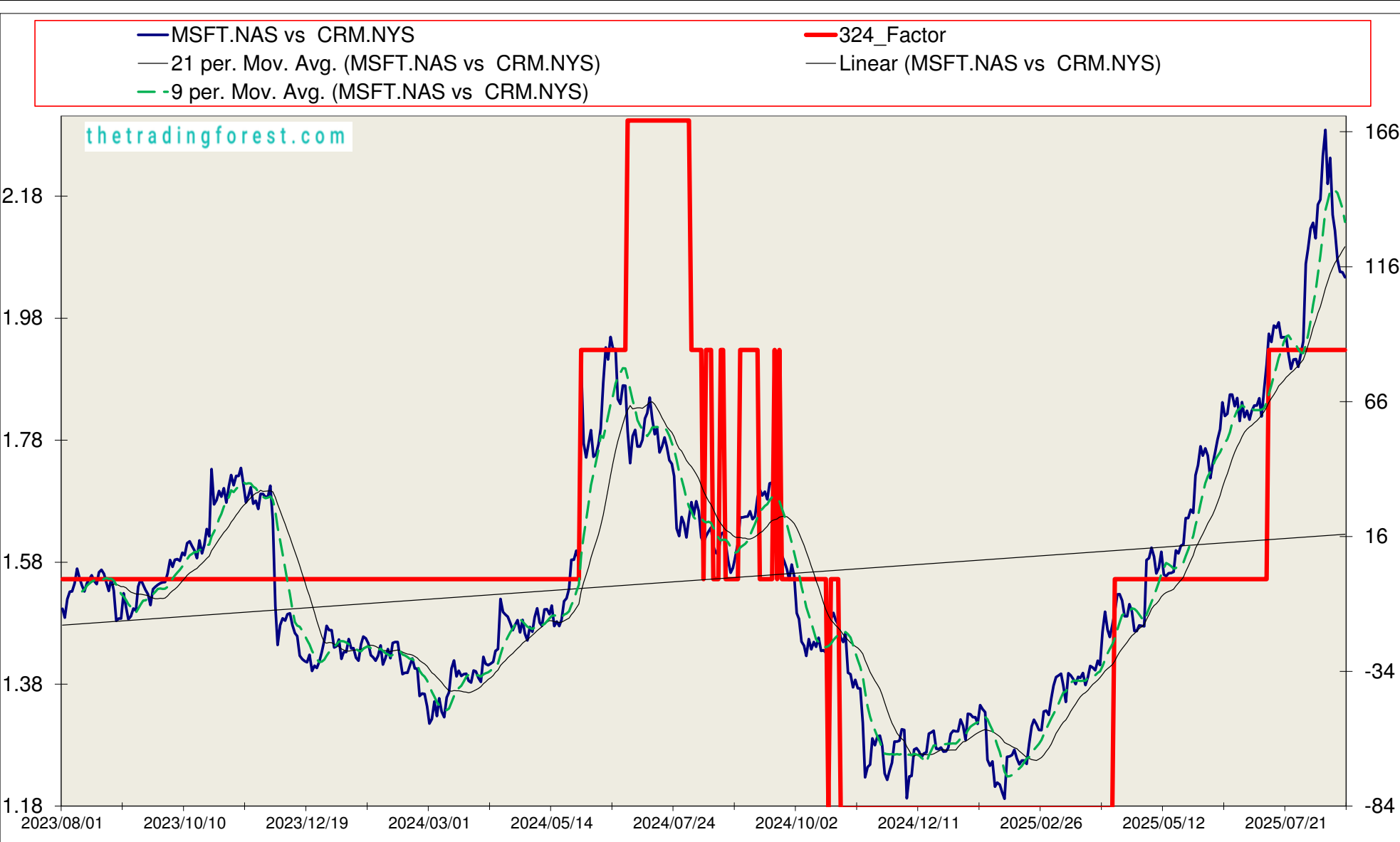
Market Cap : (B)

326 971

Follow the " 3day to 5day waiting period " before entering the trade : understand the Graph, Trend and Variables

Plan your enrty levels. Focus on the process not the outcome. Expect further short-term deviation from the trade signal. "Patience"

Date	Price or Relative Price	Short_Term_ Radar	Medium_ Term_Radar	Caterpillar_ %	Wise_ Owl(Rnk)	324_Factor	Factor_324	Defcon _Index	Defcon _Index_Trade	Margin of Safety	75_Day_Mom	Trade_Rating (Guidance)	Trendsum
2025/07/01	1.810	No Trade	No Trade	34.41%	0	Absolutely No	0	95	Research Defon Sell	10.09%	29.83%	C	11
2025/07/02	1.824	No Trade	No Trade	37.35%	0	Absolutely No	0	96	Research Defon Sell	10.95%	31.17%	C	9
2025/07/03	1.833	No Trade	No Trade	39.08%	0	Absolutely No	0	96	Research Defon Sell	11.46%	32.39%	C	7
2025/07/04	1.833	No Trade	No Trade	39.00%	0	Absolutely No	0	96	Research Defon Sell	11.43%	33.21%	C	7
2025/07/07	1.845	No Trade	No Trade	41.19%	0	Absolutely No	0	97	Research Defon Sell	12.08%	32.90%	C	8
2025/07/08	1.815	No Trade	No Trade	34.90%	0	Absolutely No	0	95	Research Defon Sell	10.23%	30.90%	C	9
2025/07/09	1.859	No Trade	No Trade	43.87%	0	Absolutely No	0	98	Research Defon Sell	12.86%	33.30%	C	10
2025/07/10	1.900	No Trade	No Trade	52.32%	0	Absolutely No	0	99	Research Defon Sell	15.34%	38.20%	C	11
2025/07/11	1.950	No Trade	No Trade	62.71%	50	Research	85	100	Research Defon Sell	18.38%	40.53%	A	12
2025/07/14	1.937	No Trade	No Trade	59.69%	50	Research	85	99	Research Defon Sell	17.50%	37.78%	A	12
2025/07/15	1.964	No Trade	No Trade	65.12%	50	Research	85	100	Research Defon Sell	19.09%	39.96%	A	15
2025/07/16	1.960	No Trade	No Trade	64.29%	50	Research	85	100	Research Defon Sell	18.85%	40.13%	A	19
2025/07/17	1.969	No Trade	No Trade	66.02%	50	Research	85	100	Research Defon Sell	19.36%	39.20%	A	22
2025/07/18	1.944	No Trade	No Trade	60.75%	50	Research	85	99	Research Defon Sell	17.81%	38.13%	B	25
2025/07/21	1.945	No Trade	No Trade	60.65%	50	Research	85	99	Research Defon Sell	17.78%	33.03%	B	26
2025/07/21	1.945	Sell_Panda_ST	No Trade	60.65%	50	Research	85	99	Research Defon Sell	17.78%	30.12%	B	27
2025/07/22	1.917	Sell_Panda_ST	No Trade	54.81%	50	Research	85	97	Research Defon Sell	16.07%	30.81%	B	23
2025/07/23	1.893	Sell_Panda_ST	No Trade	49.81%	50	Research	85	96	Research Defon Sell	14.60%	30.27%	B	18
2025/07/24	1.908	Sell_Panda_ST	No Trade	52.88%	50	Research	85	97	Research Defon Sell	15.50%	29.59%	B	13
2025/07/25	1.909	No Trade	No Trade	52.90%	50	Research	85	97	Research Defon Sell	15.51%	27.71%	B	7
2025/07/28	1.896	No Trade	No Trade	50.05%	50	Research	85	96	Research Defon Sell	14.67%	24.49%	B	2
2025/07/29	1.917	No Trade	No Trade	54.20%	50	Research	85	97	Research Defon Sell	15.89%	25.82%	B	-1
2025/07/30	1.938	No Trade	No Trade	58.49%	50	Research	85	98	Research Defon Sell	17.15%	28.09%	B	-2
2025/07/31	2.065	No Trade	No Trade	84.59%	50	Research	85	100	Research Defon Sell	24.80%	38.85%	A	2
2025/08/01	2.090	No Trade	No Trade	89.66%	50	Research	85	100	Research Defon Sell	26.28%	40.53%	A	7
2025/08/04	2.123	No Trade	No Trade	96.09%	50	Research	85	100	Research Defon Sell	28.17%	40.85%	A	11
2025/08/05	2.132	No Trade	No Trade	97.95%	50	Research	85	100	Research Defon Sell	28.72%	42.67%	A	14
2025/08/06	2.107	No Trade	No Trade	92.58%	50	Research	85	99	Research Defon Sell	27.14%	43.99%	B	17
2025/08/07	2.162	No Trade	No Trade	100.00%	50	Research	85	100	Research Defon Sell	30.46%	47.80%	A	20
2025/08/08	2.171	No Trade	No Trade	100.00%	50	Research	85	100	Research Defon Sell	30.93%	47.40%	A	20
2025/08/11	2.242	No Trade	No Trade	100.00%	50	Research	85	100	Research Defon Sell	35.18%	52.38%	A	20
2025/08/12	2.285	No Trade	No Trade	100.00%	50	Research	85	100	Research Defon Sell	37.69%	55.31%	A	23
2025/08/13	2.196	No Trade	No Trade	85.80%	50	Research	85	96	Research Defon Sell	32.34%	39.05%	B	25
2025/08/14	2.239	No Trade	No Trade	92.53%	50	Research	85	98	Research Defon Sell	34.87%	41.49%	B	26
2025/08/15	2.146	No Trade	No Trade	77.54%	30	Research	85	0	Absolutely no Trade	29.22%	34.11%	C	27
2025/08/18	2.120	Sell_Panda_ST	No Trade	73.16%	30	Research	85	0	Absolutely no Trade	27.57%	33.71%	C	25
2025/08/19	2.072	Sell_Panda_ST	Sell_Panda_ST	65.53%	30	Research	85	0	Absolutely no Trade	24.70%	33.05%	C	21
2025/08/20	2.052	Sell_Panda_ST	Sell_Panda_ST	62.23%	0	Research	85	0	Absolutely no Trade	23.45%	31.01%	C	16
2025/08/21	2.051	No Trade	No Trade	62.02%	0	Research	85	0	Absolutely no Trade	23.37%	28.77%	C	11
2025/08/22	2.043	No Trade	No Trade	60.63%	0	Research	85	0	Absolutely no Trade	22.85%	31.33%	C	5



Date	9 day	9 vs 21 day	33 day
2025/07/08	Sell_9day	Buy 9 vs 21	Buy 33_Day
2025/07/09	Buy_9day	Buy 9 vs 21	Buy 33_Day
2025/07/10	Buy_9day	Buy 9 vs 21	Buy 33_Day
2025/07/11	Buy_9day	Buy 9 vs 21	Buy 33_Day
2025/07/14	Buy_9day	Buy 9 vs 21	Buy 33_Day
2025/07/15	Buy_9day	Buy 9 vs 21	Buy 33_Day
2025/07/16	Buy_9day	Buy 9 vs 21	Buy 33_Day
2025/07/17	Buy_9day	Buy 9 vs 21	Buy 33_Day
2025/07/18	Buy_9day	Buy 9 vs 21	Buy 33_Day
2025/07/21	Buy_9day	Buy 9 vs 21	Buy 33_Day
2025/07/21	Sell_9day	Buy 9 vs 21	Buy 33_Day
2025/07/22	Sell_9day	Buy 9 vs 21	Buy 33_Day
2025/07/23	Sell_9day	Buy 9 vs 21	Buy 33_Day
2025/07/24	Sell_9day	Buy 9 vs 21	Buy 33_Day
2025/07/25	Sell_9day	Buy 9 vs 21	Buy 33_Day
2025/07/28	Sell_9day	Buy 9 vs 21	Buy 33_Day
2025/07/29	Sell_9day	Buy 9 vs 21	Buy 33_Day
2025/07/30	Buy_9day	Buy 9 vs 21	Buy 33_Day
2025/07/31	Buy_9day	Buy 9 vs 21	Buy 33_Day
2025/08/01	Buy_9day	Buy 9 vs 21	Buy 33_Day
2025/08/04	Buy_9day	Buy 9 vs 21	Buy 33_Day
2025/08/05	Buy_9day	Buy 9 vs 21	Buy 33_Day
2025/08/06	Buy_9day	Buy 9 vs 21	Buy 33_Day
2025/08/07	Buy_9day	Buy 9 vs 21	Buy 33_Day
2025/08/08	Buy_9day	Buy 9 vs 21	Buy 33_Day
2025/08/11	Buy_9day	Buy 9 vs 21	Buy 33_Day
2025/08/12	Buy_9day	Buy 9 vs 21	Buy 33_Day
2025/08/13	Buy_9day	Buy 9 vs 21	Buy 33_Day
2025/08/14	Buy_9day	Buy 9 vs 21	Buy 33_Day
2025/08/15	Sell_9day	Buy 9 vs 21	Buy 33_Day
2025/08/18	Sell_9day	Buy 9 vs 21	Buy 33_Day
2025/08/19	Sell_9day	Buy 9 vs 21	Buy 33_Day
2025/08/20	Sell_9day	Buy 9 vs 21	Buy 33_Day
2025/08/21	Sell_9day	Buy 9 vs 21	Buy 33_Day
2025/08/22	Sell_9day	Buy 9 vs 21	Buy 33_Day

Strategy Universe	Pairs_NYSE_Software	Ascendant guidance	Trade	Strategy_Open Date	2025/08/13	Caterpillar Guidance	Trade	
<div><div><div>— MSFT.NAS</div><div>----- 21 per. Mov. Avg. (MSFT.NAS)</div><div>— Linear (MSFT.NAS)</div></div><div><div>— CRM.NYS</div><div>----- 21 per. Mov. Avg. (CRM.NYS)</div><div>— Linear (CRM.NYS)</div></div></div>							(+): Mom Days	124
							(-): Mom Days	0
							Guided: Factor	66 day
							324_Buy Guidance	0.0%
							324_Sell Guidance	89.4%
							Mom_75 (days)	31.3%
							9 vs 21 day	1.94%
							Price vs 9 day	-4.25%